



MILLTEK SPORT VOLKSWAGEN RACING CUP

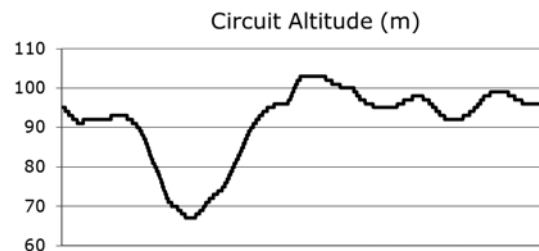
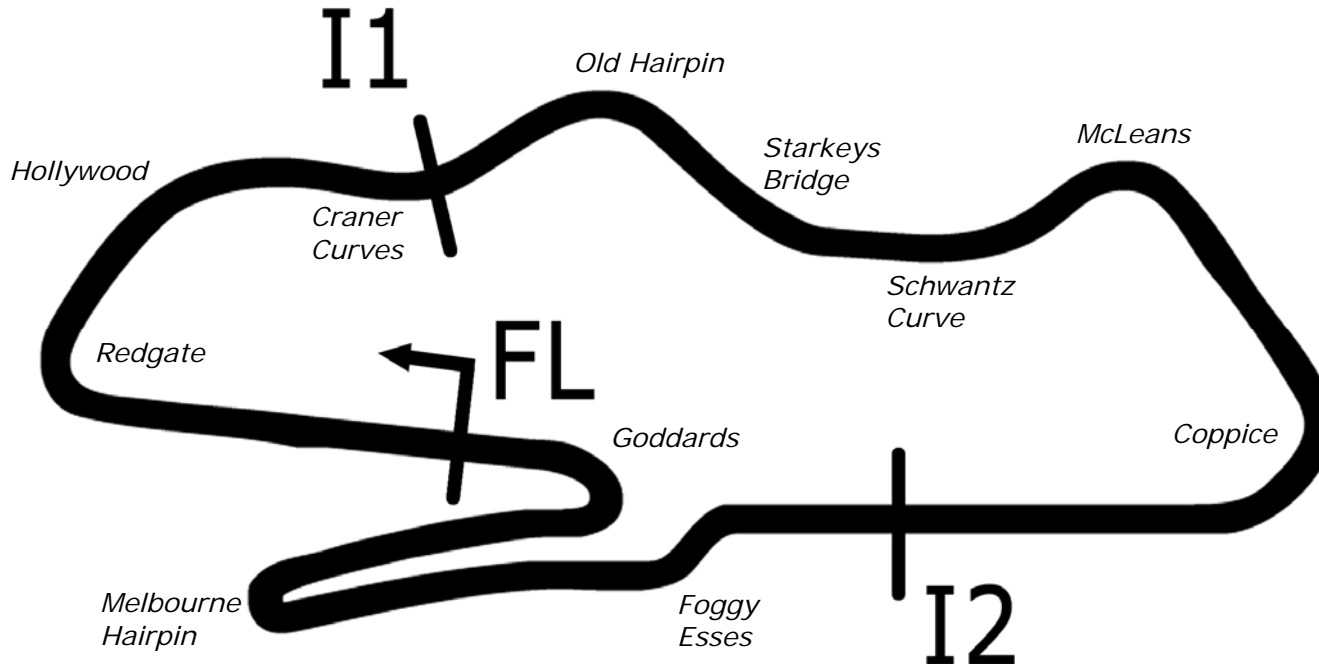
Round 15 & 16
Donington Park GP

12th & 13th September 2015



Results Provided by Timing Solutions Ltd
www.tsl-timing.com

Donington Park GP



Length	2.4873 miles	4003.0 m	
FL		52.82971 N	1.37867 W
I1	941m	52.83226 N	1.37893 W
I2	2641m	52.82866 N	1.37129 W
Pit Entry	3966m	52.82951 N	1.37832 W
Pit Exit	229m after FL	52.83002 N	1.38218 W
Pit Entry–Pit Exit 256m, 18.4s @50kph, 15.3s @60kph			

All results available at www.tsl-timing.com

Milltek Sport Volkswagen Racing Cup

QUALIFYING - RACE 1 - ROUND 15 - CLASSIFICATION

POS	NO	NAME	ENTRY	TIME	ON	LAPS	GAP	DIFF	MPH
1	8	Aaron MASON	Scirocco	1:43.751	6	8			86.30
2	98*	Robert BARRABLE	Golf	1:44.028	3	9	0.277	0.277	86.07
3	19	Bobby THOMPSON	Golf	1:44.048	5	7	0.297	0.020	86.06
4	22	Howard FULLER	Golf	1:44.080	7	9	0.329	0.032	86.03
5	6	David SUTTON	Scirocco	1:44.324	6	7	0.573	0.244	85.83
6	3	Phil HOUSE	Scirocco	1:44.441	5	7	0.690	0.117	85.73
7	99	Jack WALKER-TULLY	Scirocco	1:44.478	6	8	0.727	0.037	85.70
8	12	Michael EPPS	Golf	1:44.602	8	8	0.851	0.124	85.60
9	24	Simon RUDD	Golf	1:45.048	6	8	1.297	0.446	85.24
10	20	Damani MARCANO	Golf	1:45.168	7	9	1.417	0.120	85.14
11	33	Lucas ORROCK	Scirocco	1:45.171	5	8	1.420	0.003	85.14
12	1	Joe FULBROOK	Golf	1:45.301	7	8	1.550	0.130	85.03
13	9	Joe MCMILLAN	Scirocco	1:45.403	8	8	1.652	0.102	84.95
14	42	Phil MORRIS	Golf	1:46.002	6	8	2.251	0.599	84.47
15	77	Mark SMITH	Scirocco	1:46.084	5	7	2.333	0.082	84.40
16	40	Simon TOMLINSON	Golf	1:46.332	7	8	2.581	0.248	84.21
17	17	Tim SNAYLAM	Scirocco	1:46.360	5	8	2.609	0.028	84.19
18	7	Paul DEHADRAY	Scirocco	1:47.397	7	8	3.646	1.037	83.37
19	66	Pete LITTLER	Scirocco	1:47.480	6	7	3.729	0.083	83.31
20	2	Graham EWING	Golf	1:47.627	5	8	3.876	0.147	83.19
21	31	Matthew WILSON	Golf	1:47.698	7	8	3.947	0.071	83.14
22	5	Cameron THOMPSON	Scirocco	1:47.730	7	8	3.979	0.032	83.11
23	51	Simon ANDREWS	Golf	1:48.091	7	8	4.340	0.361	82.84
24	16*	Laura TILLET	Golf	1:48.579	6	8	4.828	0.488	82.46
25	11	Oliver KING	Scirocco	1:51.904	7	7	8.153	3.325	80.01
26	69	Mark CLYNES	Scirocco	1:54.892	6	6	11.141	2.988	77.93

Car 98 - Lap times disallowed for exceeding track limits
 Car 16 - Please fit timing transponder

Weather / Track : Cloudy / Dry

These results are provisional until the conclusion of any judicial and technical matters.

Donington Park GP

Circuit Length = 2.4873 miles

Start: 14:59 Flag 15:19 End: 15:22

Clerk Of Course :	Timekeeper :
-------------------	--------------

Milltek Sport Volkswagen Racing Cup

QUALIFYING - RACE 1 - ROUND 15 - SECTOR ANALYSIS

SECTOR 1 = FL to I1, SECTOR 2 = I1 to I2, SECTOR 3 = I2 to FL, DIFF = Difference To Personal Best Lap

P1		8		Aaron MASON			Scirocco				
IDEAL LAP TIME : 1:43.573		BEST LAP TIME : 1:43.751			DIFFERENCE : 0.178						
LAP	SECTOR 1		SECTOR 2		SECTOR 3		LAP TIME	MPH	DIFF	TIME OF DAY	
1 -	27.526	91.0	46.108	110.1	44.519	66.0	1:58.153	75.78	14.402	15:02:47.247	
2 -	25.355	105.0	44.372	106.1	43.623	82.2	1:53.350	78.99	9.599	15:04:40.597	
3 -	OUTLAP	86.5	44.354	111.1	41.039	83.3	8:12.684	18.17	6:28.933	15:12:53.281	
4 -	23.341	113.1	42.240	112.5	40.614	82.8	1:46.195	84.32	2.444	15:14:39.476	
5 -	23.126	117.1	41.025	113.1	40.357	83.7	1:44.508	85.68	0.757	15:16:23.984	
6 -	23.122	117.5	40.732	113.7	39.897	83.5	1:43.751 (1)	86.30		15:18:07.735	
7 -	22.944	117.3	41.151	110.9	40.381	82.5	1:44.476 (3)	85.70	0.725	15:19:52.211	
8 -	23.042	117.9	41.028	112.5	40.079	83.8	1:44.149 (2)	85.97	0.398	15:21:36.360	

P2		98		Robert BARRABLE			Golf				
IDEAL LAP TIME : 1:43.822		BEST LAP TIME : 1:44.028			DIFFERENCE : 0.206						
LAP	SECTOR 1		SECTOR 2		SECTOR 3		LAP TIME	MPH	DIFF	TIME OF DAY	
1 -	24.862	104.6	43.330	108.9	41.421	81.1	1:49.613	81.69	5.585	15:02:28.293	
2 -	23.498	116.1	41.278	110.3	40.243	82.7	1:45.019 D	85.26	0.991	15:04:13.312	
3 -	23.217	116.5	40.968	112.7	39.843	82.3	1:44.028 (1)	86.07		15:05:57.340	
4 -	OUTLAP	104.0	42.485	110.3	40.938	83.1	6:28.758	23.03	4:44.730	15:12:26.098	
5 -	23.135	116.9	42.104	112.9	40.109	80.2	1:45.348	84.99	1.320	15:14:11.446	
6 -	23.032	118.1	41.246	111.2	40.102	81.2	1:44.380 (2)	85.78	0.352	15:15:55.826	
7 -	23.063	115.9	43.393	112.2	40.761	81.8	1:47.217	83.51	3.189	15:17:43.043	
8 -	23.200	117.1	40.947	113.3	40.292	82.4	1:44.439 (3)	85.73	0.411	15:19:27.482	
9 -	23.253	117.3	41.960	109.6	40.172	80.6	1:45.385	84.96	1.357	15:21:12.867	

P3		19		Bobby THOMPSON			Golf				
IDEAL LAP TIME : 1:43.828		BEST LAP TIME : 1:44.048			DIFFERENCE : 0.220						
LAP	SECTOR 1		SECTOR 2		SECTOR 3		LAP TIME	MPH	DIFF	TIME OF DAY	
1 -	25.504	93.3	44.232	108.9	42.130	81.6	1:51.866	80.04	7.818	15:02:42.190	
2 -	23.569	115.1	42.957	109.8	40.674	80.9	1:47.200	83.53	3.152	15:04:29.390	
3 -	23.555	114.9	40.999	111.8	40.318	81.4	1:44.872 (3)	85.38	0.824	15:06:14.262	
4 -	OUTLAP	115.9	41.421	110.7	40.857	82.2	7:12.895	20.68	5:28.847	15:13:27.157	
5 -	23.210	116.9	40.966	111.6	39.872	81.1	1:44.048 (1)	86.06		15:15:11.205	
6 -	23.084	116.7	41.259	111.6	39.826	81.3	1:44.169 (2)	85.96	0.121	15:16:55.374	
7 -	23.036	116.7	42.223	83.7	IN PIT		1:53.482 P	78.90	9.434	15:18:48.856	

P4		22		Howard FULLER			Golf				
IDEAL LAP TIME : 1:43.826		BEST LAP TIME : 1:44.080			DIFFERENCE : 0.254						
LAP	SECTOR 1		SECTOR 2		SECTOR 3		LAP TIME	MPH	DIFF	TIME OF DAY	
1 -	26.634	94.6	46.699	98.8	45.113	78.9	1:58.446	75.59	14.366	15:02:34.725	
2 -	23.931	102.9	41.744	111.2	41.674	81.7	1:47.349	83.41	3.269	15:04:22.074	
3 -	23.260	109.2	44.427	111.8	40.844	82.5	1:48.531	82.50	4.451	15:06:10.605	
4 -	OUTLAP	67.2	48.290	84.0	50.540	82.0	6:44.359	22.14	5:00.279	15:12:54.964	
5 -	23.560	110.1	43.426	99.8	41.989	82.1	1:48.975	82.16	4.895	15:14:43.939	
6 -	23.148	114.9	41.073	111.8	40.006	82.5	1:44.227	85.91	0.147	15:16:28.166	
7 -	23.139	114.3	40.990	113.5	39.951	82.0	1:44.080 (1)	86.03		15:18:12.246	
8 -	23.049	117.3	40.896	112.7	40.201	82.3	1:44.146 (3)	85.97	0.066	15:19:56.392	
9 -	22.979	117.1	41.160	112.2	39.958	82.3	1:44.097 (2)	86.02	0.017	15:21:40.489	

P5		6		David SUTTON			Scirocco				
IDEAL LAP TIME : 1:44.324		BEST LAP TIME : 1:44.324			DIFFERENCE : 0.000						
LAP	SECTOR 1		SECTOR 2		SECTOR 3		LAP TIME	MPH	DIFF	TIME OF DAY	
1 -	25.567	93.5	45.094	113.3	42.936	80.7	1:53.597	78.82	9.273	15:02:58.135	
2 -	23.771	116.3	42.272	113.7	41.199	81.0	1:47.242	83.49	2.918	15:04:45.377	
3 -	OUTLAP	96.8	45.541	93.9	46.289	81.9	8:37.842	17.29	6:53.518	15:13:23.219	
4 -	23.141	118.9	41.143	113.9	40.293	80.8	1:44.577 (2)	85.62	0.253	15:15:07.796	
5 -	23.006	119.8	43.964	88.8	42.266	81.1	1:49.236	81.97	4.912	15:16:57.032	
6 -	22.978	119.4	41.132	113.7	40.214	81.0	1:44.324 (1)	85.83		15:18:41.356	
7 -	23.022	116.7	41.158	112.4	40.411	80.3	1:44.591 (3)	85.61	0.267	15:20:25.947	

Donington Park GP
 Circuit Length = 2.4873 miles
 Start: 14:59 Flag 15:19 End: 15:22

Weather / Track : Cloudy / Dry

Milltek Sport Volkswagen Racing Cup

QUALIFYING - RACE 1 - ROUND 15 - SECTOR ANALYSIS

SECTOR 1 = FL to I1, SECTOR 2 = I1 to I2, SECTOR 3 = I2 to FL, DIFF = Difference To Personal Best Lap

P6		3		Phil HOUSE			Scirocco			
IDEAL LAP TIME : 1:44.441		BEST LAP TIME : 1:44.441			DIFFERENCE : 0.000					
LAP	SECTOR 1		SECTOR 2		SECTOR 3		LAP TIME	MPH	DIFF	TIME OF DAY
1 -	27.557	88.6	46.263	109.6	43.833	81.7	1:57.653	76.10	13.212	15:02:58.781
2 -	24.264	105.6	42.920	113.1	41.059	81.9	1:48.243	82.72	3.802	15:04:47.024
3 -	OUTLAP	77.3	43.769	113.1	40.996	79.8	8:07.531	18.36	6:23.090	15:12:54.555
4 -	23.462	116.1	42.944	111.8	40.442	81.9	1:46.848 (3)	83.80	2.407	15:14:41.403
5 -	23.376	116.7	40.894	113.3	40.171	82.4	1:44.441 (1)	85.73		15:16:25.844
6 -	23.427	113.1	41.352	113.3	40.415	81.6	1:45.194 (2)	85.12	0.753	15:18:11.038
7 -	26.304	91.5	47.455	79.2	44.237	72.1	1:57.996	75.88	13.555	15:20:09.034

P7		99		Jack WALKER-TULLY			Scirocco			
IDEAL LAP TIME : 1:43.925		BEST LAP TIME : 1:44.478			DIFFERENCE : 0.553					
LAP	SECTOR 1		SECTOR 2		SECTOR 3		LAP TIME	MPH	DIFF	TIME OF DAY
1 -	36.478	51.3	58.368	80.1	45.894	79.8	2:20.740	63.62	36.262	15:03:42.903
2 -	24.138	108.9	45.143	78.1	43.567	80.6	1:52.848	79.34	8.370	15:05:35.751
3 -	OUTLAP	92.6	43.714	103.5	41.370	80.4	6:49.405	21.87	5:04.927	15:12:25.156
4 -	23.401	113.7	42.298	111.6	40.018	80.0	1:45.717	84.70	1.239	15:14:10.873
5 -	23.272	117.5	42.089	113.1	40.484	80.6	1:45.845	84.59	1.367	15:15:56.718
6 -	23.064	114.3	41.467	111.4	39.947	79.6	1:44.478 (1)	85.70		15:17:41.196
7 -	23.312	117.3	40.914	112.9	40.375	80.3	1:44.601 (2)	85.60	0.123	15:19:25.797
8 -	23.268	118.3	41.107	111.6	40.249	79.6	1:44.624 (3)	85.58	0.146	15:21:10.421

P8		12		Michael EPPS			Golf			
IDEAL LAP TIME : 1:44.499		BEST LAP TIME : 1:44.602			DIFFERENCE : 0.103					
LAP	SECTOR 1		SECTOR 2		SECTOR 3		LAP TIME	MPH	DIFF	TIME OF DAY
1 -	25.848	95.1	45.113	107.7	42.199	78.4	1:53.160	79.13	8.558	15:02:37.470
2 -	23.779	113.7	41.984	110.1	40.874	80.1	1:46.637	83.97	2.035	15:04:24.107
3 -	23.549	116.1	41.613	110.5	40.451	78.9	1:45.613	84.78	1.011	15:06:09.720
4 -	OUTLAP	112.2	43.645	108.4	46.939	80.2	7:09.001	20.87	5:24.399	15:13:18.721
5 -	23.346	115.5	41.138	110.1	40.896	79.6	1:45.380 (3)	84.97	0.778	15:15:04.101
6 -	23.348	114.9	41.251	110.1	40.378	79.7	1:44.977 (2)	85.29	0.375	15:16:49.078
7 -	23.245	115.5	41.806	108.4	40.682	80.0	1:45.733	84.68	1.131	15:18:34.811
8 -	23.348	115.1	41.119	109.8	40.135	81.3	1:44.602 (1)	85.60		15:20:19.413

P9		24		Simon RUDD			Golf			
IDEAL LAP TIME : 1:44.943		BEST LAP TIME : 1:45.048			DIFFERENCE : 0.105					
LAP	SECTOR 1		SECTOR 2		SECTOR 3		LAP TIME	MPH	DIFF	TIME OF DAY
1 -	26.656	93.8	44.950	98.1	43.829	78.0	1:55.435	77.57	10.387	15:02:29.776
2 -	24.034	109.8	43.291	109.2	42.708	79.5	1:50.033	81.37	4.985	15:04:19.809
3 -	23.731	113.3	41.808	112.9	41.070	80.1	1:46.609	83.99	1.561	15:06:06.418
4 -	OUTLAP	107.0	46.973	70.1	45.163	80.5	6:34.319	22.70	4:49.271	15:12:40.737
5 -	23.377	112.2	41.629	114.3	40.794	80.2	1:45.800 (2)	84.63	0.752	15:14:26.537
6 -	23.327	115.7	41.460	113.9	40.261	80.4	1:45.048 (1)	85.24		15:16:11.585
7 -	25.800	81.5	51.852	65.5	45.999	80.3	2:03.651	72.41	18.603	15:18:15.236
8 -	23.222	112.5	41.731	110.9	40.852	78.3	1:45.805 (3)	84.63	0.757	15:20:01.041

P10		20		Damani MARCANO			Golf			
IDEAL LAP TIME : 1:44.816		BEST LAP TIME : 1:45.168			DIFFERENCE : 0.352					
LAP	SECTOR 1		SECTOR 2		SECTOR 3		LAP TIME	MPH	DIFF	TIME OF DAY
1 -	26.195	93.7	44.875	107.2	44.317	77.7	1:55.387	77.60	10.219	15:02:35.455
2 -	24.245	106.6	43.070	108.7	42.240	79.9	1:49.555	81.73	4.387	15:04:25.010
3 -	23.759	113.9	41.917	110.9	41.589	81.2	1:47.265	83.47	2.097	15:06:12.275
4 -	OUTLAP	104.0	44.435	74.3	45.802	79.9	6:29.971	22.96	4:44.803	15:12:42.246
5 -	23.598	116.3	44.219	108.2	46.228	79.2	1:54.045	78.51	8.877	15:14:36.291
6 -	23.968	109.2	41.706	109.4	42.909	79.3	1:48.583	82.46	3.415	15:16:24.874
7 -	23.641	118.1	41.122	111.2	40.405	80.4	1:45.168 (1)	85.14		15:18:10.042
8 -	23.431	118.7	41.757	108.4	41.911	79.9	1:47.099 (3)	83.60	1.931	15:19:57.141

Weather / Track : Cloudy / Dry

Donington Park GP

Circuit Length = 2.4873 miles

Start: 14:59 Flag 15:19 End: 15:22

Milltek Sport Volkswagen Racing Cup

QUALIFYING - RACE 1 - ROUND 15 - SECTOR ANALYSIS

SECTOR 1 = FL to I1, SECTOR 2 = I1 to I2, SECTOR 3 = I2 to FL, DIFF = Difference To Personal Best Lap

9 - **23.289** 117.7 42.199 110.7 40.732 78.4 1:46.220 (2) 84.30 1.052 15:21:43.361

P11 33		Lucas ORROCK				Scirocco				
IDEAL LAP TIME : 1:44.444		BEST LAP TIME : 1:45.171				DIFFERENCE : 0.727				
LAP	SECTOR 1		SECTOR 2		SECTOR 3		LAP TIME	MPH	DIFF	TIME OF DAY
1 -	43.414	38.8	1:03.046	73.7	46.556	77.7	2:33.016	58.51	47.845	15:03:46.901
2 -	24.341	107.0	44.104	92.0	41.974	82.8	1:50.419	81.09	5.248	15:05:37.320
3 -	OUTLAP	106.0	43.273	111.6	40.755	82.2	6:45.381	22.08	5:00.210	15:12:22.701
4 -	23.314	118.3	41.766	112.9	40.124	82.4	1:45.204 (2)	85.11	0.033	15:14:07.905
5 -	23.361	116.9	41.375	112.5	40.435	82.4	1:45.171 (1)	85.14		15:15:53.076
6 -	23.332	117.7	41.015	113.9	40.894	82.2	1:45.241 (3)	85.08	0.070	15:17:38.317
7 -	23.453	116.5	41.971	111.1	40.869	80.4	1:46.293	84.24	1.122	15:19:24.610
8 -	23.305	117.5	41.275	111.6	42.087	82.6	1:46.667	83.94	1.496	15:21:11.277

P12 1		Joe FULBROOK				Golf				
IDEAL LAP TIME : 1:45.214		BEST LAP TIME : 1:45.301				DIFFERENCE : 0.087				
LAP	SECTOR 1		SECTOR 2		SECTOR 3		LAP TIME	MPH	DIFF	TIME OF DAY
1 -	29.707	67.0	49.726	105.0	45.510	78.5	2:04.943	71.66	19.642	15:03:33.702
2 -	25.053	96.9	45.311	101.8	47.801	80.7	1:58.165	75.77	12.864	15:05:31.867
3 -	OUTLAP	90.0	44.502	95.0	44.517	80.2	6:56.115	21.51	5:10.814	15:12:27.982
4 -	23.709	112.2	42.632	111.1	42.056	80.6	1:48.397	82.60	3.096	15:14:16.379
5 -	23.523	114.3	42.471	110.9	40.648	81.2	1:46.642	83.96	1.341	15:16:03.021
6 -	23.310	116.3	41.839	110.1	40.232	81.2	1:45.381 (3)	84.97	0.080	15:17:48.402
7 -	23.339	115.9	41.672	109.8	40.290	80.6	1:45.301 (1)	85.03		15:19:33.703
8 -	23.368	116.3	41.691	110.0	40.249	81.1	1:45.308 (2)	85.03	0.007	15:21:19.011

P13 9		Joe MCMILLAN				Scirocco				
IDEAL LAP TIME : 1:45.285		BEST LAP TIME : 1:45.403				DIFFERENCE : 0.118				
LAP	SECTOR 1		SECTOR 2		SECTOR 3		LAP TIME	MPH	DIFF	TIME OF DAY
1 -	27.102	90.8	46.077	108.9	43.937	80.0	1:57.116	76.45	11.713	15:02:47.009
2 -	24.337	106.1	43.383	110.0	42.017	80.3	1:49.737	81.59	4.334	15:04:36.746
3 -	23.902	111.8	42.536	110.5	41.257	79.4	1:47.695	83.14	2.292	15:06:24.441
4 -	OUTLAP	97.9	43.012	113.7	42.576	79.7	6:32.766	22.79	4:47.363	15:12:57.207
5 -	23.505	115.7	43.279	111.4	42.257	78.5	1:49.041	82.12	3.638	15:14:46.248
6 -	23.858	110.5	41.623	111.1	40.654	79.0	1:46.135 (3)	84.36	0.732	15:16:32.383
7 -	23.334	115.1	41.923	110.7	40.675	80.3	1:45.932 (2)	84.53	0.529	15:18:18.315
8 -	23.452	115.1	41.420	110.5	40.531	79.4	1:45.403 (1)	84.95		15:20:03.718

P14 42		Phil MORRIS				Golf				
IDEAL LAP TIME : 1:46.002		BEST LAP TIME : 1:46.002				DIFFERENCE : 0.000				
LAP	SECTOR 1		SECTOR 2		SECTOR 3		LAP TIME	MPH	DIFF	TIME OF DAY
1 -	29.672	88.0	47.668	111.8	45.975	79.7	2:03.315	72.61	17.313	15:03:27.217
2 -	24.983	100.1	44.713	113.7	43.979	82.3	1:53.675	78.77	7.673	15:05:20.892
3 -	OUTLAP	99.4	43.367	113.3	42.696	83.5	6:57.136	21.46	5:11.134	15:12:18.028
4 -	23.687	111.8	41.861	113.3	41.054	82.6	1:46.602 (2)	83.99	0.600	15:14:04.630
5 -	23.785	109.4	42.516	112.9	41.018	83.0	1:47.319 (3)	83.43	1.317	15:15:51.949
6 -	23.411	110.3	41.649	113.3	40.942	81.8	1:46.002 (1)	84.47		15:17:37.951
7 -	24.356	104.8	42.543	113.5	42.035	82.6	1:48.934	82.20	2.932	15:19:26.885
8 -	23.482	105.0	43.079	114.1	41.138	82.9	1:47.699	83.14	1.697	15:21:14.584

P15 77		Mark SMITH				Scirocco				
IDEAL LAP TIME : 1:45.801		BEST LAP TIME : 1:46.084				DIFFERENCE : 0.283				
LAP	SECTOR 1		SECTOR 2		SECTOR 3		LAP TIME	MPH	DIFF	TIME OF DAY
1 -	28.036	88.4	49.271	110.1	44.378	79.7	2:01.685	73.58	15.601	15:02:49.228
2 -	24.426	107.7	44.083	109.6	43.843	82.6	1:52.352	79.70	6.268	15:04:41.580
3 -	OUTLAP	87.0	44.855	104.5	42.443	81.6	8:14.466	18.10	6:28.382	15:12:56.046
4 -	23.376	119.1	43.725	114.1	41.678	81.3	1:48.779	82.31	2.695	15:14:44.825
5 -	23.630	110.0	42.001	112.7	40.453	81.4	1:46.084 (1)	84.40		15:16:30.909
6 -	23.712	114.5	43.905	112.7	41.034	81.8	1:48.651 (3)	82.41	2.567	15:18:19.560

Donington Park GP

Circuit Length = 2.4873 miles

Start: 14:59 Flag 15:19 End: 15:22

Weather / Track : Cloudy / Dry

Milltek Sport Volkswagen Racing Cup

QUALIFYING - RACE 1 - ROUND 15 - SECTOR ANALYSIS

SECTOR 1 = FL to I1, SECTOR 2 = I1 to I2, SECTOR 3 = I2 to FL, DIFF = Difference To Personal Best Lap

7 - 23.603 109.6 **41.972** 112.9 41.749 78.6 1:47.324 (2) 83.43 1.240 15:20:06.884

P16 40		Simon TOMLINSON					Golf			
IDEAL LAP TIME : 1:46.296		BEST LAP TIME : 1:46.332					DIFFERENCE : 0.036			
LAP	SECTOR 1		SECTOR 2		SECTOR 3		LAP TIME	MPH	DIFF	TIME OF DAY
1 -	29.357	84.9	46.923	111.1	46.980	80.1	2:03.260	72.64	16.928	15:03:05.661
2 -	24.449	102.2	45.298	112.2	43.286	79.2	1:53.033	79.21	6.701	15:04:58.694
3 -	OUTLAP	97.2	44.926	100.6	44.148	81.0	7:21.307	20.29	5:34.975	15:12:20.001
4 -	23.548	112.4	42.220	111.1	41.583	80.8	1:47.351 (3)	83.41	1.019	15:14:07.352
5 -	24.541	108.0	41.949	112.2	41.308	81.6	1:47.798	83.06	1.466	15:15:55.150
6 -	25.022	89.9	43.391	111.8	41.946	81.7	1:50.359	81.13	4.027	15:17:45.509
7 -	23.462	114.3	41.625	111.2	41.245	81.8	1:46.332 (1)	84.21		15:19:31.841
8 -	23.512	115.3	41.589	111.2	41.336	81.2	1:46.437 (2)	84.12	0.105	15:21:18.278

P17 17		Tim SNAYLAM					Scirocco			
IDEAL LAP TIME : 1:46.133		BEST LAP TIME : 1:46.360					DIFFERENCE : 0.227			
LAP	SECTOR 1		SECTOR 2		SECTOR 3		LAP TIME	MPH	DIFF	TIME OF DAY
1 -	29.246	84.2	46.704	111.2	45.422	78.4	2:01.372	73.77	15.012	15:03:03.085
2 -	25.059	100.3	46.344	113.5	43.209	79.8	1:54.612	78.12	8.252	15:04:57.697
3 -	OUTLAP	97.8	42.666	111.1	43.663	81.9	7:32.512	19.78	5:46.152	15:12:30.209
4 -	23.562	109.6	43.517	113.7	41.722	82.9	1:48.801	82.30	2.441	15:14:19.010
5 -	23.526	113.7	41.282	114.3	41.552	81.6	1:46.360 (1)	84.19		15:16:05.370
6 -	23.834	111.8	41.878	113.9	41.325	82.2	1:47.037 (2)	83.65	0.677	15:17:52.407
7 -	23.656	104.3	42.324	110.1	41.461	81.7	1:47.441 (3)	83.34	1.081	15:19:39.848
8 -	23.655	113.1	41.694	109.6	42.342	79.7	1:47.691	83.14	1.331	15:21:27.539

P18 7		Paul DEHADRAY					Scirocco			
IDEAL LAP TIME : 1:47.257		BEST LAP TIME : 1:47.397					DIFFERENCE : 0.140			
LAP	SECTOR 1		SECTOR 2		SECTOR 3		LAP TIME	MPH	DIFF	TIME OF DAY
1 -	31.616	64.7	48.737	109.4	45.305	80.7	2:05.658	71.26	18.261	15:03:31.929
2 -	26.071	91.4	45.657	103.5	43.840	80.2	1:55.568	77.48	8.171	15:05:27.497
3 -	OUTLAP	94.3	44.926	109.4	46.521	81.0	7:01.369	21.25	5:13.972	15:12:28.866
4 -	24.352	101.5	43.615	112.9	42.913	82.4	1:50.880	80.75	3.483	15:14:19.746
5 -	23.960	102.7	42.954	113.3	41.566	81.4	1:48.480	82.54	1.083	15:16:08.226
6 -	23.829	106.1	42.472	113.5	41.768	82.7	1:48.069 (3)	82.85	0.672	15:17:56.295
7 -	23.591	107.3	42.365	113.1	41.441	80.1	1:47.397 (1)	83.37		15:19:43.692
8 -	23.716	106.8	42.946	112.5	41.301	81.6	1:47.963 (2)	82.94	0.566	15:21:31.655

P19 66		Pete LITTLER					Scirocco			
IDEAL LAP TIME : 1:47.091		BEST LAP TIME : 1:47.480					DIFFERENCE : 0.389			
LAP	SECTOR 1		SECTOR 2		SECTOR 3		LAP TIME	MPH	DIFF	TIME OF DAY
1 -	26.787	90.3	46.556	112.5	44.596	80.8	1:57.939	75.92	10.459	15:03:03.754
2 -	24.643	103.4	44.751	111.1	42.148	80.4	1:51.542	80.27	4.062	15:04:55.296
3 -	OUTLAP	78.0	43.505	113.9	42.365	82.0	8:01.300	18.60	6:13.820	15:12:56.596
4 -	23.672	113.3	43.579	112.5	42.062	79.4	1:49.313 (3)	81.91	1.833	15:14:45.909
5 -	24.609	102.1	43.654	112.4	41.146	81.4	1:49.409	81.84	1.929	15:16:35.318
6 -	24.020	108.0	42.617	113.5	40.843	81.8	1:47.480 (1)	83.31		15:18:22.798
7 -	23.860	110.1	42.576	112.9	41.819	81.4	1:48.255 (2)	82.71	0.775	15:20:11.053

P20 2		Graham EWING					Golf			
IDEAL LAP TIME : 1:47.619		BEST LAP TIME : 1:47.627					DIFFERENCE : 0.008			
LAP	SECTOR 1		SECTOR 2		SECTOR 3		LAP TIME	MPH	DIFF	TIME OF DAY
1 -	32.830	50.7	59.244	69.9	47.992	79.9	2:20.066	63.93	32.439	15:03:50.294
2 -	24.070	106.8	43.179	110.0	41.675	79.5	1:48.924	82.20	1.297	15:05:39.218
3 -	OUTLAP	98.9	44.661	108.7	41.922	78.5	6:45.098	22.10	4:57.471	15:12:24.316
4 -	23.876	113.1	43.012	110.9	41.972	78.4	1:48.860 (3)	82.25	1.233	15:14:13.176
5 -	23.744	110.7	42.200	109.6	41.683	79.3	1:47.627 (1)	83.19		15:16:00.803
6 -	23.797	111.1	42.263	109.1	44.375	72.0	1:50.435	81.08	2.808	15:17:51.238
7 -	24.550	103.7	43.765	109.1	41.857	77.0	1:50.172	81.27	2.545	15:19:41.410

Donington Park GP

Circuit Length = 2.4873 miles

Start: 14:59 Flag 15:19 End: 15:22

Weather / Track : Cloudy / Dry

Milltek Sport Volkswagen Racing Cup

QUALIFYING - RACE 1 - ROUND 15 - SECTOR ANALYSIS

SECTOR 1 = FL to I1, SECTOR 2 = I1 to I2, SECTOR 3 = I2 to FL, DIFF = Difference To Personal Best Lap

8 - 23.875 110.0 42.699 108.2 41.794 78.4 1:48.368 (2) 82.63 0.741 15:21:29.778

P21 31		Matthew WILSON				Golf					
IDEAL LAP TIME : 1:47.598		BEST LAP TIME : 1:47.698				DIFFERENCE : 0.100					
LAP	SECTOR 1		SECTOR 2		SECTOR 3		LAP TIME	MPH	DIFF	TIME OF DAY	
1 -	32.992	83.0	49.868	103.7	48.297	78.6	2:11.157	68.27	23.459	15:03:31.350	
2 -	25.567	101.6	44.979	106.3	43.856	79.2	1:54.402	78.27	6.704	15:05:25.752	
3 -	OUTLAP	96.9	44.473	107.7	43.085	81.0	7:03.518	21.14	5:15.820	15:12:29.270	
4 -	24.259	102.1	44.595	101.5	43.722	79.8	1:52.576	79.54	4.878	15:14:21.846	
5 -	23.966	110.9	42.941	109.1	41.731	80.0	1:48.638	82.42	0.940	15:16:10.484	
6 -	23.998	110.5	42.438	109.1	41.407	79.4	1:47.843 (2)	83.03	0.145	15:17:58.327	
7 -	23.842	110.5	42.538	108.2	41.318	80.0	1:47.698 (1)	83.14		15:19:46.025	
8 -	23.851	109.2	42.822	108.2	41.733	79.5	1:48.406 (3)	82.60	0.708	15:21:34.431	

P22 5		Cameron THOMPSON				Scirocco					
IDEAL LAP TIME : 1:47.288		BEST LAP TIME : 1:47.730				DIFFERENCE : 0.442					
LAP	SECTOR 1		SECTOR 2		SECTOR 3		LAP TIME	MPH	DIFF	TIME OF DAY	
1 -	28.273	80.4	50.096	104.8	50.040	79.9	2:08.409	69.73	20.679	15:03:06.620	
2 -	25.154	100.4	44.808	110.5	43.508	79.6	1:53.470	78.91	5.740	15:05:00.090	
3 -	OUTLAP	93.2	44.932	111.6	42.042	82.5	7:31.917	19.81	5:44.187	15:12:32.007	
4 -	23.881	108.9	42.490	106.8	41.827	82.4	1:48.198 (3)	82.75	0.468	15:14:20.205	
5 -	23.856	106.0	42.906	113.5	41.799	82.5	1:48.561	82.48	0.831	15:16:08.766	
6 -	24.170	110.1	42.051	113.7	41.596	80.8	1:47.817 (2)	83.05	0.087	15:17:56.583	
7 -	23.641	107.2	42.448	112.4	41.641	81.0	1:47.730 (1)	83.11		15:19:44.313	
8 -	27.117	66.9	46.674	109.8	41.861	77.8	1:55.652	77.42	7.922	15:21:39.965	

P23 51		Simon ANDREWS				Golf					
IDEAL LAP TIME : 1:47.814		BEST LAP TIME : 1:48.091				DIFFERENCE : 0.277					
LAP	SECTOR 1		SECTOR 2		SECTOR 3		LAP TIME	MPH	DIFF	TIME OF DAY	
1 -	30.085	75.4	49.962	103.7	45.862	80.4	2:05.909	71.11	17.818	15:03:16.938	
2 -	26.099	92.9	45.832	109.2	43.649	82.1	1:55.580	77.47	7.489	15:05:12.518	
3 -	OUTLAP	97.3	44.007	112.2	42.603	75.6	7:10.189	20.81	5:22.098	15:12:22.707	
4 -	24.640	106.1	45.399	112.0	42.093	81.4	1:52.132	79.85	4.041	15:14:14.839	
5 -	23.624	106.5	42.940	112.7	43.204	80.7	1:49.768 (3)	81.57	1.677	15:16:04.607	
6 -	23.822	107.2	42.410	103.0	42.718	81.7	1:48.950 (2)	82.18	0.859	15:17:53.557	
7 -	23.560	107.8	42.687	108.7	41.844	80.7	1:48.091 (1)	82.84		15:19:41.648	
8 -	25.120	99.7	44.862	102.9	45.280	81.7	1:55.262	77.68	7.171	15:21:36.910	

P24 16		Laura TILLET				Golf					
IDEAL LAP TIME :		BEST LAP TIME : 1:48.579				DIFFERENCE :					
LAP	SECTOR 1		SECTOR 2		SECTOR 3		LAP TIME	MPH	DIFF	TIME OF DAY	
1 -							1:59.240	75.09	10.661	15:03:04.430	
2 -							1:51.624	80.21	3.045	15:04:56.054	
3 -					<i>IN PIT</i>		5:33.662 P	26.83	3:45.083	15:10:29.716	
4 -							3:57.421	37.71	2:08.842	15:14:27.138	
5 -							1:49.467 (3)	81.80	0.888	15:16:16.605	
6 -							1:48.579 (1)	82.46		15:18:05.184	
7 -							1:48.750 (2)	82.33	0.171	15:19:53.934	
8 -					<i>IN PIT</i>		2:05.152 P	71.54	16.573	15:21:59.086	

P25 11		Oliver KING				Scirocco					
IDEAL LAP TIME : 1:50.815		BEST LAP TIME : 1:51.904				DIFFERENCE : 1.089					
LAP	SECTOR 1		SECTOR 2		SECTOR 3		LAP TIME	MPH	DIFF	TIME OF DAY	
1 -	38.135	71.2	52.870	87.1	1:05.495	78.7	2:36.500	57.21	44.596	15:03:53.575	
2 -	28.286	79.7	50.502	110.1	48.876	80.6	2:07.664	70.14	15.760	15:06:01.239	
3 -	OUTLAP	89.2	49.344	85.8	46.815	81.6	6:45.158	22.10	4:53.254	15:12:46.397	
4 -	26.341	91.8	50.148	93.9	47.301	79.1	2:03.790	72.33	11.886	15:14:50.187	
5 -	25.614	93.3	46.514	113.7	43.637	82.3	1:55.765 (3)	77.35	3.861	15:16:45.952	
6 -	24.487	95.4	46.088	111.8	43.089	81.2	1:53.664 (2)	78.78	1.760	15:18:39.616	

Donington Park GP

Circuit Length = 2.4873 miles

Start: 14:59 Flag 15:19 End: 15:22

Weather / Track : Cloudy / Dry

Milltek Sport Volkswagen Racing Cup

QUALIFYING - RACE 1 - ROUND 15 - SECTOR ANALYSIS

SECTOR 1 = FL to I1, SECTOR 2 = I1 to I2, SECTOR 3 = I2 to FL, DIFF = Difference To Personal Best Lap

7 - 25.576 89.7 **44.447** 114.7 **41.881** 81.9 **1:51.904 (1)** **80.01** **15:20:31.520**

P26 69		Mark CLYNES				Scirocco				
IDEAL LAP TIME : 1:54.892		BEST LAP TIME : 1:54.892				DIFFERENCE : 0.000				
LAP	SECTOR 1		SECTOR 2		SECTOR 3		LAP TIME	MPH	DIFF	TIME OF DAY
1 -	31.104	73.5	55.478	98.2	IN PIT		2:20.617	P 63.67	25.725	15:03:29.661
2 -	OUTLAP	87.3	48.572	102.7	45.185	71.8	9:38.645	15.47	7:43.753	15:13:08.306
3 -	25.937	95.3	45.700	107.0	44.554	73.0	1:56.191	(2) 77.06	1.299	15:15:04.497
4 -	25.396	94.5	47.907	107.2	44.834	73.6	1:58.137	75.79	3.245	15:17:02.634
5 -	25.634	92.4	46.276	106.1	44.388	73.2	1:56.298	(3) 76.99	1.406	15:18:58.932
6 -	25.229	96.8	45.383	106.5	44.280	74.3	1:54.892 (1)	77.93		15:20:53.824

Milltek Sport Volkswagen Racing Cup

QUALIFYING - RACE 1 - ROUND 15 - BEST SPEEDS

POS	INTERMEDIATE 1			INTERMEDIATE 2			FINISH LINE		
	NO	NAME	MPH	NO	NAME	MPH	NO	NAME	MPH
1	6	SUTTON	119.8	11	KING	114.7	8	MASON	83.8
2	77	SMITH	119.1	17	SNAYLAM	114.3	42	MORRIS	83.5
3	20	MARCANO	118.7	24	RUDD	114.3	98	BARRABLE	83.1
4	33	ORROCK	118.3	6	SUTTON	114.1	17	SNAYLAM	82.9
5	99	WALKER-TULLY	118.3	42	MORRIS	114.1	33	ORROCK	82.8
6	98	BARRABLE	118.1	77	SMITH	114.1	7	DEHADRAY	82.7
7	8	MASON	117.9	33	ORROCK	113.9	77	SMITH	82.6
8	22	FULLER	117.3	66	LITTLER	113.9	5	THOMPSON	82.5
9	19	THOMPSON	116.9	3	HOUSE	113.7	22	FULLER	82.5
10	3	HOUSE	116.7	5	THOMPSON	113.7	3	HOUSE	82.4
11	1	FULBROOK	116.3	8	MASON	113.7	11	KING	82.3
12	12	EPPS	116.1	9	MCMILLAN	113.7	19	THOMPSON	82.2
13	9	MCMILLAN	115.7	7	DEHADRAY	113.5	51	ANDREWS	82.1
14	24	RUDD	115.7	22	FULLER	113.5	66	LITTLER	82.0
15	40	TOMLINSON	115.3	98	BARRABLE	113.3	6	SUTTON	81.9
16	17	SNAYLAM	113.7	99	WALKER-TULLY	113.1	40	TOMLINSON	81.8
17	66	LITTLER	113.3	51	ANDREWS	112.7	12	EPPS	81.3
18	2	EWING	113.1	40	TOMLINSON	112.2	1	FULBROOK	81.2
19	42	MORRIS	111.8	19	THOMPSON	111.8	20	MARCANO	81.2
20	31	WILSON	110.9	20	MARCANO	111.2	31	WILSON	81.0
21	5	THOMPSON	110.1	1	FULBROOK	111.1	99	WALKER-TULLY	80.6
22	51	ANDREWS	107.8	2	EWING	110.9	24	RUDD	80.5
23	7	DEHADRAY	107.3	12	EPPS	110.5	9	MCMILLAN	80.3
24	69	CLYNES	96.8	31	WILSON	109.1	2	EWING	79.9
25	11	KING	95.4	69	CLYNES	107.2	69	CLYNES	74.3
26									

Weather / Track : Cloudy / Dry

Results can be found at www.tsl-timing.com

Donington Park GP
Circuit Length = 2.4873 miles
Start: 14:59 Flag 15:19 End: 15:22

Printed - 15:24 Saturday, 12 September 2015

Milltek Sport Volkswagen Racing Cup

QUALIFYING - RACE 1 - ROUND 15 - BEST SECTORS

SECTOR 1			SECTOR 2			SECTOR 3			IDEAL / BEST COMPARISON						
POS	NO	NAME	TIME	NO	NAME	TIME	NO	NAME	TIME	POS	NO	NAME	IDEAL	BEST	DIFF
													PERFECT LAP	1:43.502	
1	8	MASON	22.944	8	MASON	40.732	19	THOMPSON	39.826	1	8	MASON	1:43.573	1:43.751	0.178
2	6	SUTTON	22.978	3	HOUSE	40.894	98	BARRABLE	39.843	2	98	BARRABLE	1:43.822	1:44.028	0.206
3	22	FULLER	22.979	22	FULLER	40.896	8	MASON	39.897	3	22	FULLER	1:43.826	1:44.080	0.254
4	98	BARRABLE	23.032	99	WALKER-TULLY	40.914	99	WALKER-TULLY	39.947	4	19	THOMPSON	1:43.828	1:44.048	0.220
5	19	THOMPSON	23.036	98	BARRABLE	40.947	22	FULLER	39.951	5	99	WALKER-TULLY	1:43.925	1:44.478	0.553
6	99	WALKER-TULLY	23.064	19	THOMPSON	40.966	33	ORROCK	40.124	6	6	SUTTON	1:44.324	1:44.324	0.000
7	24	RUDD	23.222	33	ORROCK	41.015	12	EPPS	40.135	7	3	HOUSE	1:44.441	1:44.441	0.000
8	12	EPPS	23.245	12	EPPS	41.119	3	HOUSE	40.171	8	33	ORROCK	1:44.444	1:45.171	0.727
9	20	MARCANO	23.289	20	MARCANO	41.122	6	SUTTON	40.214	9	12	EPPS	1:44.499	1:44.602	0.103
10	33	ORROCK	23.305	6	SUTTON	41.132	1	FULBROOK	40.232	10	20	MARCANO	1:44.816	1:45.168	0.352
11	1	FULBROOK	23.310	17	SNAYLAM	41.282	24	RUDD	40.261	11	24	RUDD	1:44.943	1:45.048	0.105
12	9	MCMILLAN	23.334	9	MCMILLAN	41.420	20	MARCANO	40.405	12	1	FULBROOK	1:45.214	1:45.301	0.087
13	3	HOUSE	23.376	24	RUDD	41.460	77	SMITH	40.453	13	9	MCMILLAN	1:45.285	1:45.403	0.118
14	77	SMITH	23.376	40	TOMLINSON	41.589	9	MCMILLAN	40.531	14	77	SMITH	1:45.801	1:46.084	0.283
15	42	MORRIS	23.411	42	MORRIS	41.649	66	LITTLER	40.843	15	42	MORRIS	1:46.002	1:46.002	0.000
16	40	TOMLINSON	23.462	1	FULBROOK	41.672	42	MORRIS	40.942	16	17	SNAYLAM	1:46.133	1:46.360	0.227
17	17	SNAYLAM	23.526	77	SMITH	41.972	40	TOMLINSON	41.245	17	40	TOMLINSON	1:46.296	1:46.332	0.036
18	51	ANDREWS	23.560	5	THOMPSON	42.051	7	DEHADRAY	41.301	18	66	LITTLER	1:47.091	1:47.480	0.389
19	7	DEHADRAY	23.591	2	EWING	42.200	31	WILSON	41.318	19	7	DEHADRAY	1:47.257	1:47.397	0.140
20	5	THOMPSON	23.641	7	DEHADRAY	42.365	17	SNAYLAM	41.325	20	5	THOMPSON	1:47.288	1:47.730	0.442
21	66	LITTLER	23.672	51	ANDREWS	42.410	5	THOMPSON	41.596	21	31	WILSON	1:47.598	1:47.698	0.100
22	2	EWING	23.744	31	WILSON	42.438	2	EWING	41.675	22	2	EWING	1:47.619	1:47.627	0.008
23	31	WILSON	23.842	66	LITTLER	42.576	51	ANDREWS	41.844	23	51	ANDREWS	1:47.814	1:48.091	0.277
24	11	KING	24.487	11	KING	44.447	11	KING	41.881	24	11	KING	1:50.815	1:51.904	1.089
25	69	CLYNES	25.229	69	CLYNES	45.383	69	CLYNES	44.280	25	69	CLYNES	1:54.892	1:54.892	0.000
26										26	16	TILLET		1:48.579	

Weather / Track : Cloudy / Dry

Donington Park GP

Circuit Length = 2.4873 miles

Start: 14:59 Flag 15:19 End: 15:22

Results can be found at www.tsl-timing.com

Printed - 15:24 Saturday, 12 September 2015

Milltek Sport Volkswagen Racing Cup RACE 1 - ROUND 15 - GRID (20 minutes)

ROW 13	25	1:51.904	11 Oliver KING	26	1:54.892	69 Mark CLYNES	
ROW 12	23	1:48.091	51 Simon ANDREWS	24	1:48.579	16 Laura TILLET	
ROW 11	21	1:47.698	31 Matthew WILSON	22	1:47.730	5 Cameron THOMPSON	
ROW 10	19	1:47.480	66 Pete LITTLER	20	1:47.627	2 Graham EWING	
ROW 9	17	1:46.360	17 Tim SNAYLAM	18	1:47.397	7 Paul DEHADRAY	
ROW 8	15	1:46.084	77 Mark SMITH	16	1:46.332	40 Simon TOMLINSON	
ROW 7	13	1:45.403	9 Joe MCMILLAN	14	1:46.002	42 Phil MORRIS	
ROW 6	11	1:45.171	33 Lucas ORROCK	12	1:45.301	1 Joe FULBROOK	
ROW 5	9	1:45.048	24 Simon RUDD	10	1:45.168	20 Damani MARCANO	
ROW 4	7	1:44.478	99 Jack WALKER-TULLY	8	1:44.602	12 Michael EPPS	
ROW 3	5	1:44.324	6 David SUTTON	6	1:44.441	3 Phil HOUSE	
ROW 2	3	1:44.048	19 Bobby THOMPSON	4	1:44.080	22 Howard FULLER	
ROW 1	1	1:43.751	8 Aaron MASON	2	1:44.028	98 Robert BARRABLE	
Pole							

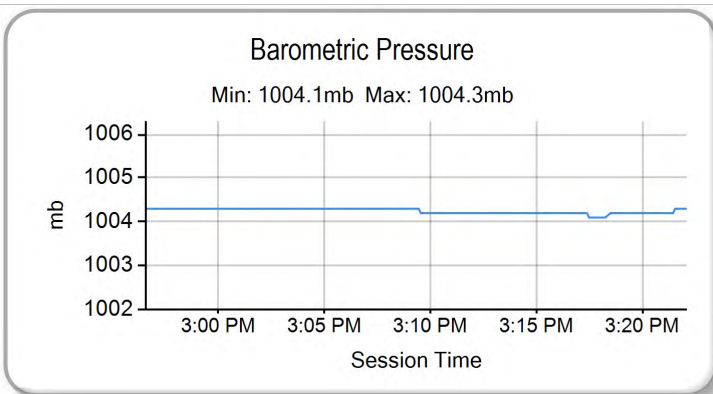
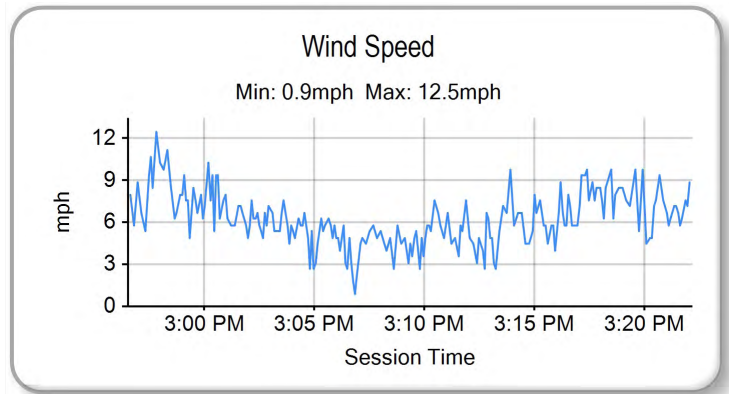
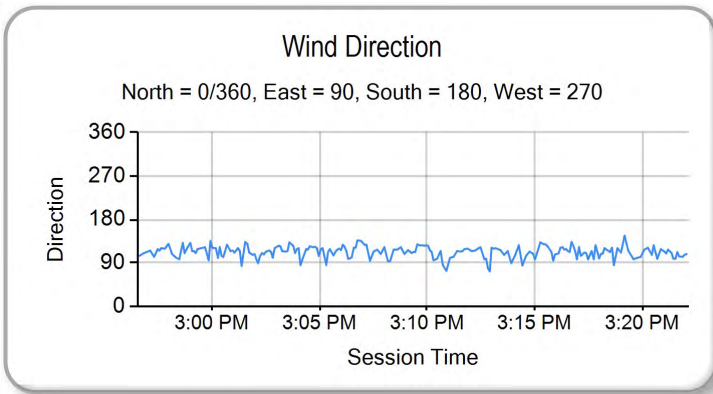
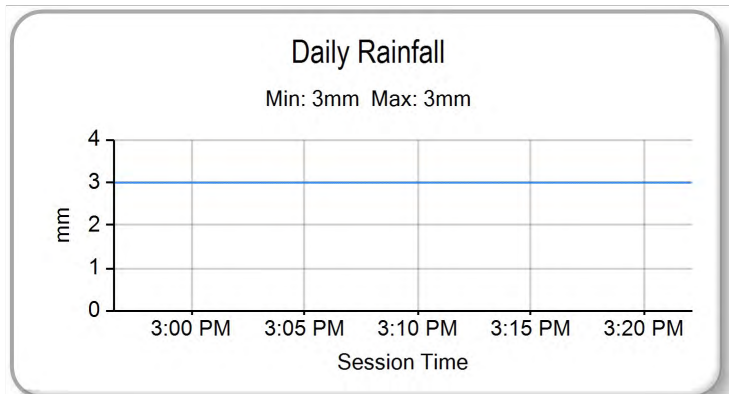
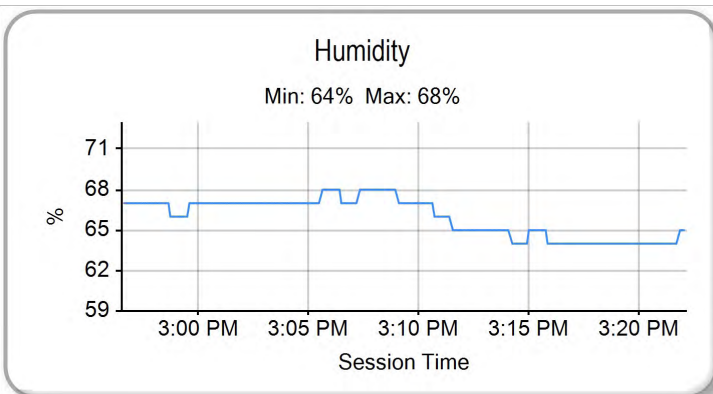
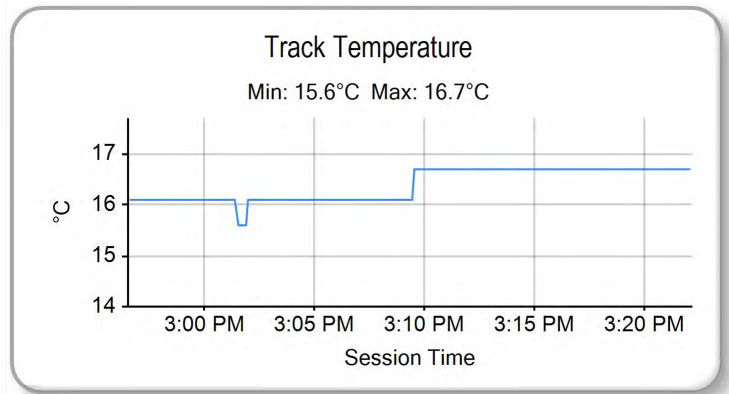
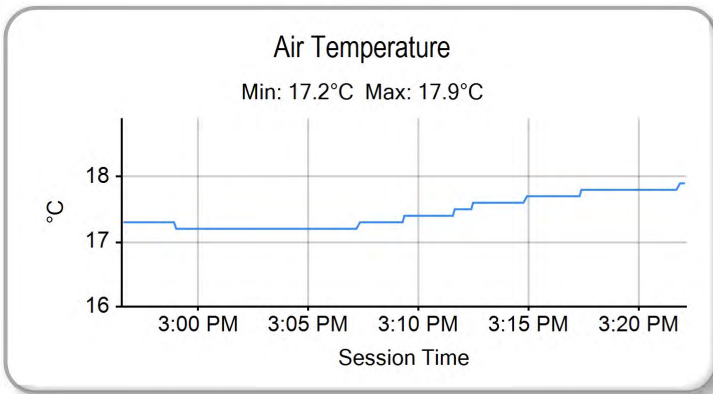
Donington Park GP
Circuit Length = 2.4873 miles

These results are provisional until the conclusion of any judicial and technical matters.

Clerk Of Course :		Timekeeper :	
-------------------	--	--------------	--

Milltek Sport Volkswagen Racing Cup

QUALIFYING - RACE 1 - ROUND 15 - WEATHER CONDITIONS



Weather / Track : Cloudy / Dry

Results can be found at www.tsl-timing.com

Donington Park GP
Circuit Length = 2.4873 miles
Start: 14:59 Flag 15:19 End: 15:22

Printed - 15:25 Saturday, 12 September 2015

Milltek Sport Volkswagen Racing Cup

RACE 1 - ROUND 15 - CLASSIFICATION - AMENDED

POS	NO	NAME	ENTRY	LAPS	TIME	GAP	DIFF	MPH	BEST	ON
1	12	Michael EPPS	Golf - Team Hard Racing	11	20:48.681			78.77	1:44.124	6
2	3	Phil HOUSE	Scirocco - PH Motorsport	11	20:50.025	1.344	1.344	78.68	1:44.299	6
3	22*	Howard FULLER	Golf - Team Hard Racing	11	20:53.209	4.528	3.184	78.48	1:44.099	7
4	33	Lucas ORROCK	Scirocco - Milltek Sport	11	20:55.104	6.423	1.895	78.37	1:44.883	9
5	1	Joe FULBROOK	Golf - AWM/Safe & Sound	11	20:55.433	6.752	0.329	78.34	1:44.811	8
6	24	Simon RUDD	Golf - Team Hard Racing	11	20:57.174	8.493	1.741	78.24	1:44.700	9
7	99*	Jack WALKER-TULLY	Scirocco - Cooke & Mason	11	20:57.309	8.628	0.135	78.23	1:43.985	7
8	8	Aaron MASON	Scirocco - AWM Motorsport	11	21:01.041	12.360	3.732	78.00	1:44.565	9
9	42	Phil MORRIS	Golf - KPM Racing	11	21:10.576	21.895	9.535	77.41	1:46.389	10
10	77	Mark SMITH	Scirocco - Infront Motorsport	11	21:12.591	23.910	2.015	77.29	1:45.991	8
11	9*	Joe MCMILLAN	Scirocco - Cobra Engineering	11	21:16.682	28.001	4.091	77.04	1:45.053	9
12	51*	Simon ANDREWS	Golf - AWM/Safe & Sound	11	21:18.653	29.972	1.971	76.92	1:45.722	11
13	66*	Pete LITTLER	Scirocco - JW Bird Motorsport	11	21:23.115	34.434	4.462	76.65	1:46.585	10
14	20	Damani MARCANO	Golf - Team Hard Racing	11	21:23.397	34.716	0.282	76.64	1:44.838	9
15	5*	Cameron THOMPSON	Scirocco - Maximum Motorsport	11	21:24.248	35.567	0.851	76.59	1:46.427	8
16	7	Paul DEHADRAY	Scirocco - JW Bird Motorsport	11	21:25.862	37.181	1.614	76.49	1:46.909	9
17	16	Laura TILLET	Golf - Slidesports	11	21:29.449	40.768	3.587	76.28	1:46.777	11
18	69*	Mark CLYNES	Scirocco - JW Bird Motorsport	11	21:53.449	1:04.768	24.000	74.88	1:49.037	5
19	11	Oliver KING	Scirocco - JW Bird Motorsport	11	21:58.138	1:09.457	4.689	74.62	1:48.546	9
20	17*	Tim SNAYLAM	Scirocco - AWM Motorsport	11	22:01.881	1:13.200	3.743	74.41	1:45.746	7
21	2	Graham EWING	Golf - Slidesports	10	21:23.394	1 Lap	1 Lap	69.66	1:47.797	10
22	40	Simon TOMLINSON	Golf - AWM Motorsport	9	21:45.397	2 Laps	1 Lap	61.63	1:46.365	7

NOT CLASSIFIED

DNF	31	Matthew WILSON	Golf - Complete Racing	6	12:40.555	5 Laps	3 Laps	70.46	1:53.568	5
DNF	6	David SUTTON	Scirocco - Slidesports	3	7:47.448	8 Laps	3 Laps	57.17		
EXC	19*	Bobby THOMPSON	Golf - Team Hard Racing	0						
EXC	98*	Robert BARRABLE	Golf - Team Hard Racing	0						

FASTEST LAP

99	Jack WALKER-TULLY	Scirocco - Cooke & Mason	7	1:43.985	86.11 mph	138.58 kph
----	-------------------	--------------------------	---	----------	-----------	------------

Cars 5, 9, 17, 22, 51, 66, 69 & 99 - 5 Second penalty for track limits

Cars 9 & 69 - 10 Second penalty for track limits

Car 19 & 98 - Excluded from Race Result MSA C 1.1.5 Driving in a manner incompatible with general safety

Weather / Track : Bright / Dry

These results are provisional until the conclusion of any judicial and technical matters.

Donington Park GP

Circuit Length = 2.4873 miles

Start: 10:44 Flag 11:05 End: 11:06

Clerk Of Course :	Timekeeper :
-------------------	--------------

Milltek Sport Volkswagen Racing Cup

RACE 1 - ROUND 15 - SECTOR ANALYSIS

SECTOR 1 = FL to I1, SECTOR 2 = I1 to I2, SECTOR 3 = I2 to FL, DIFF = Difference To Personal Best Lap

P1 19		Bobby THOMPSON				Golf - Team Hard Racing				
IDEAL LAP TIME : 1:44.520		BEST LAP TIME : 1:43.418				DIFFERENCE : -1.102				
LAP	SECTOR 1		SECTOR 2		SECTOR 3		LAP TIME	MPH	DIFF	TIME OF DAY
1 -		110.9	43.353	115.3	42.252	80.1	1:55.165	77.75	11.747	10:46:27.088
2 -	23.694	113.3				67.0	1:54.206	78.40	10.788	10:48:21.294
3 -	31.410	76.7	1:06.287	56.8	53.157	48.8	2:30.854	59.35	47.436	10:50:52.148
4 -	31.003	84.8	57.949	62.8	47.351	83.0	2:16.303	65.69	32.885	10:53:08.451
5 -	23.132	117.3				82.0	1:44.960	85.31	1.542	10:54:53.411
6 -	23.149	118.1				81.9	1:44.197 (3)	85.93	0.779	10:56:37.608
7 -	23.094	117.5	40.673	114.9	40.826	81.2	1:44.593	85.61	1.175	10:58:22.201
8 -	23.334	114.7				82.9	1:43.418 (1)	86.58		11:00:05.619
9 -	23.042	117.1				83.7	1:44.117 (2)	86.00	0.699	11:01:49.736
10 -	23.259	116.7				82.1	1:45.321	85.02	1.903	11:03:35.057
11 -	23.021	117.1				82.2	1:44.634	85.57	1.216	11:05:19.691

P2 12		Michael EPPS				Golf - Team Hard Racing				
IDEAL LAP TIME : 1:43.738		BEST LAP TIME : 1:44.124				DIFFERENCE : 0.386				
LAP	SECTOR 1		SECTOR 2		SECTOR 3		LAP TIME	MPH	DIFF	TIME OF DAY
1 -		109.4	42.925	113.5	42.151	79.2	1:54.838	77.97	10.714	10:46:26.761
2 -	23.634	113.1	42.633	110.5	47.302	62.4	1:53.569	78.84	9.445	10:48:20.330
3 -	31.599	80.3	1:05.060	64.0	54.295	55.6	2:30.954	59.31	46.830	10:50:51.284
4 -	31.042	70.9	57.742	68.7	47.839	80.3	2:16.623	65.54	32.499	10:53:07.907
5 -	23.175	117.3	41.463	114.5	40.427	80.3	1:45.065	85.22	0.941	10:54:52.972
6 -	23.196	116.7	40.800	113.5	40.128	80.6	1:44.124 (1)	85.99		10:56:37.096
7 -	23.207	116.1	40.970	114.9	40.645	80.3	1:44.822	85.42	0.698	10:58:21.918
8 -	23.321	114.3	41.090	113.1	40.483	81.2	1:44.894	85.36	0.770	11:00:06.812
9 -	23.310	114.9	40.868	113.7	40.046	81.6	1:44.224 (2)	85.91	0.100	11:01:51.036
10 -	23.238	115.1	41.584	113.9	39.763	81.1	1:44.585 (3)	85.61	0.461	11:03:35.621
11 -	23.306	114.9	41.673	112.7	40.004	81.1	1:44.983	85.29	0.859	11:05:20.604

P3 3		Phil HOUSE				Scirocco - PH Motorsport				
IDEAL LAP TIME : 1:43.966		BEST LAP TIME : 1:44.299				DIFFERENCE : 0.333				
LAP	SECTOR 1		SECTOR 2		SECTOR 3		LAP TIME	MPH	DIFF	TIME OF DAY
1 -		107.8	43.396	112.7	41.642	78.3	1:54.139	78.45	9.840	10:46:26.062
2 -	24.214	109.6	42.291	110.7	47.057	73.5	1:53.562	78.85	9.263	10:48:19.624
3 -	31.571	66.9	1:03.959	63.1	55.591	54.4	2:31.121	59.25	46.822	10:50:50.745
4 -	30.953	72.6	57.649	65.8	48.139	82.5	2:16.741	65.48	32.442	10:53:07.486
5 -	23.433	115.7	41.417	114.1	40.242	82.8	1:45.092	85.20	0.793	10:54:52.578
6 -	23.300	112.5	40.783	115.3	40.216	80.9	1:44.299 (1)	85.85		10:56:36.877
7 -	23.263	114.3	40.996	115.5	41.686	81.9	1:45.945	84.51	1.646	10:58:22.822
8 -	23.545	112.7	40.904	115.5	39.966	81.2	1:44.415 (2)	85.75	0.116	11:00:07.237
9 -	23.680	115.3	40.753	116.1	40.184	82.4	1:44.617 (3)	85.59	0.318	11:01:51.854
10 -	23.257	117.7	40.956	113.3	40.490	82.6	1:44.703	85.52	0.404	11:03:36.557
11 -	23.247	117.3	41.094	114.7	41.050	79.1	1:45.391	84.96	1.092	11:05:21.948

P4 22		Howard FULLER				Golf - Team Hard Racing				
IDEAL LAP TIME : 1:43.834		BEST LAP TIME : 1:44.099				DIFFERENCE : 0.265				
LAP	SECTOR 1		SECTOR 2		SECTOR 3		LAP TIME	MPH	DIFF	TIME OF DAY
1 -		103.4	43.978	112.7	41.985	80.7	1:54.400	78.27	10.301	10:46:26.323
2 -	23.723	109.2	42.252	112.2	45.213	77.6	1:51.188	80.53	7.089	10:48:17.511
3 -	32.702	68.9	1:04.168	62.9	55.755	58.2	2:32.625	58.66	48.526	10:50:50.136
4 -	30.883	74.6	57.765	63.9	48.032	82.2	2:16.680	65.51	32.581	10:53:06.816
5 -	23.336	115.9	41.594	112.7	40.514	82.3	1:45.444	84.92	1.345	10:54:52.260
6 -	23.154	115.9	40.937	113.5	40.234	81.8	1:44.325 (2)	85.83	0.226	10:56:36.585
7 -	23.200	115.1	40.937	113.3	39.962	81.7	1:44.099 (1)	86.01		10:58:20.684
8 -	23.131	113.9	41.004	112.5	40.293	82.2	1:44.428 (3)	85.74	0.329	11:00:05.112
9 -	23.177	115.5	40.741	113.3	40.543	82.3	1:44.461	85.72	0.362	11:01:49.573
10 -	23.225	116.3	41.380	113.3	40.374	81.8	1:44.979	85.29	0.880	11:03:34.552
11 -	23.207	115.1	41.532	112.7	40.841	81.2	1:45.580	84.81	1.481	11:05:20.132

Weather / Track : Bright / Dry

Donington Park GP
Circuit Length = 2.4873 miles
Start: 10:44 Flag 11:05 End: 11:06

Milltek Sport Volkswagen Racing Cup

RACE 1 - ROUND 15 - SECTOR ANALYSIS

SECTOR 1 = FL to I1, SECTOR 2 = I1 to I2, SECTOR 3 = I2 to FL, DIFF = Difference To Personal Best Lap

P5 33		Lucas ORROCK		Scirocco - Milltek Sport						
IDEAL LAP TIME : 1:44.777		BEST LAP TIME : 1:44.883		DIFFERENCE : 0.106						
LAP	SECTOR 1	SECTOR 2	SECTOR 3	LAP TIME	MPH	DIFF	TIME OF DAY			
1 -	103.7	44.167	114.7	41.525	80.6	1:56.256	77.02	11.373	10:46:28.179	
2 -	23.665	113.1	43.169	103.2	50.972	64.8	1:57.806	76.01	12.923	10:48:25.985
3 -	29.519	73.1	1:05.975	51.2	52.814	43.7	2:28.308	60.37	43.425	10:50:54.293
4 -	32.362	80.7	56.143	62.0	48.176	82.0	2:16.681	65.51	31.798	10:53:10.974
5 -	23.294	116.5	41.327	114.7	40.417	81.3	1:45.038 (3)	85.24	0.155	10:54:56.012
6 -	23.313	117.5	41.149	114.7	40.713	81.8	1:45.175	85.13	0.292	10:56:41.187
7 -	23.402	115.5	41.375	113.7	40.658	81.8	1:45.435	84.92	0.552	10:58:26.622
8 -	23.418	116.1	41.147	113.7	40.348	82.2	1:44.913 (2)	85.35	0.030	11:00:11.535
9 -	23.400	115.3	41.138	114.7	40.345	82.1	1:44.883 (1)	85.37		11:01:56.418
10 -	23.366	116.1	41.187	114.9	40.579	82.1	1:45.132	85.17	0.249	11:03:41.550
11 -	23.312	115.5	41.232	113.7	40.933	82.2	1:45.477	84.89	0.594	11:05:27.027

P6 1		Joe FULBROOK		Golf - AWM/Safe & Sound						
IDEAL LAP TIME : 1:44.475		BEST LAP TIME : 1:44.811		DIFFERENCE : 0.336						
LAP	SECTOR 1	SECTOR 2	SECTOR 3	LAP TIME	MPH	DIFF	TIME OF DAY			
1 -	101.8	43.774	114.5	41.721	80.1	1:55.821	77.31	11.010	10:46:27.744	
2 -	23.633	109.1	43.140	106.5	50.946	68.2	1:57.719	76.06	12.908	10:48:25.463
3 -	29.400	72.0	1:05.798	56.8	53.103	42.2	2:28.301	60.38	43.490	10:50:53.764
4 -	32.260	82.8	56.259	63.1	48.191	81.7	2:16.710	65.49	31.899	10:53:10.474
5 -	23.341	115.5	41.097	114.7	40.743	81.0	1:45.181	85.13	0.370	10:54:55.655
6 -	23.402	113.3	41.190	114.1	41.357	80.3	1:45.949	84.51	1.138	10:56:41.604
7 -	23.458	113.3	41.048	115.5	40.941	82.3	1:45.447	84.91	0.636	10:58:27.051
8 -	23.421	114.7	41.105	114.9	40.285	81.7	1:44.811 (1)	85.43		11:00:11.862
9 -	23.402	113.5	40.951	115.9	40.702	82.0	1:45.055 (2)	85.23	0.244	11:01:56.917
10 -	23.294	116.5	40.896	114.5	41.119	80.4	1:45.309	85.03	0.498	11:03:42.226
11 -	23.365	115.7	41.062	114.5	40.703	81.6	1:45.130 (3)	85.17	0.319	11:05:27.356

P7 24		Simon RUDD		Golf - Team Hard Racing						
IDEAL LAP TIME : 1:44.406		BEST LAP TIME : 1:44.700		DIFFERENCE : 0.294						
LAP	SECTOR 1	SECTOR 2	SECTOR 3	LAP TIME	MPH	DIFF	TIME OF DAY			
1 -	103.8	44.455	115.1	42.399	78.9	1:56.916	76.58	12.216	10:46:28.839	
2 -	23.987	111.2	42.421	110.3	53.010	60.4	1:59.418	74.98	14.718	10:48:28.257
3 -	28.639	80.7	1:07.662	60.0	52.253	46.5	2:28.554	60.27	43.854	10:50:56.811
4 -	32.746	54.6	55.293	63.1	48.405	81.1	2:16.444	65.62	31.744	10:53:13.255
5 -	23.384	112.5	41.494	115.9	41.217	80.9	1:46.095	84.40	1.395	10:54:59.350
6 -	23.516	113.1	41.174	114.5	40.314	80.8	1:45.004	85.27	0.304	10:56:44.354
7 -	23.140	115.9	41.123	113.9	40.489	80.8	1:44.752 (2)	85.48	0.052	10:58:29.106
8 -	23.108	115.9	41.522	113.5	40.327	80.8	1:44.957 (3)	85.31	0.257	11:00:14.063
9 -	23.364	111.2	41.081	114.3	40.255	81.8	1:44.700 (1)	85.52		11:01:58.763
10 -	23.070	113.7	41.624	114.1	40.415	81.8	1:45.109	85.19	0.409	11:03:43.872
11 -	23.187	113.7	41.337	114.5	40.701	81.6	1:45.225	85.09	0.525	11:05:29.097

P8 99		Jack WALKER-TULLY		Scirocco - Cooke & Mason						
IDEAL LAP TIME : 1:43.615		BEST LAP TIME : 1:43.985		DIFFERENCE : 0.370						
LAP	SECTOR 1	SECTOR 2	SECTOR 3	LAP TIME	MPH	DIFF	TIME OF DAY			
1 -	107.2	44.181	116.1	41.951	78.4	1:55.450	77.56	11.465	10:46:27.373	
2 -	23.636	110.7	43.078	103.2	49.487	66.3	1:56.201	77.06	12.216	10:48:23.574
3 -	30.429	74.8	1:05.553	56.3	53.315	50.3	2:29.297	59.97	45.312	10:50:52.871
4 -	31.999	86.0	56.590	60.8	47.891	80.5	2:16.480	65.61	32.495	10:53:09.351
5 -	23.382	117.5	40.745	115.3	40.335	80.6	1:44.462	85.71	0.477	10:54:53.813
6 -	23.216	115.9	40.649	115.5	40.513	80.5	1:44.378 (3)	85.78	0.393	10:56:38.191
7 -	23.195	117.9	40.522	115.7	40.268	80.6	1:43.985 (1)	86.11		10:58:22.176
8 -	23.545	117.1	41.022	116.1	40.661	80.5	1:45.228	85.09	1.243	11:00:07.404
9 -	23.324	117.7	40.636	115.7	40.054	80.9	1:44.014 (2)	86.08	0.029	11:01:51.418
10 -	23.099	117.5	41.563	114.7	40.044	80.9	1:44.706	85.51	0.721	11:03:36.124
11 -	23.049	118.7	41.554	110.9	43.505	67.8	1:48.108	82.82	4.123	11:05:24.232

Weather / Track : Bright / Dry

Donington Park GP
Circuit Length = 2.4873 miles
Start: 10:44 Flag 11:05 End: 11:06

Milltek Sport Volkswagen Racing Cup

RACE 1 - ROUND 15 - SECTOR ANALYSIS

SECTOR 1 = FL to I1, SECTOR 2 = I1 to I2, SECTOR 3 = I2 to FL, DIFF = Difference To Personal Best Lap

P9		8		Aaron MASON		Scirocco - AWM Motorsport				
IDEAL LAP TIME : 1:44.323		BEST LAP TIME : 1:44.565		DIFFERENCE : 0.242						
LAP	SECTOR 1		SECTOR 2		SECTOR 3		LAP TIME	MPH	DIFF	TIME OF DAY
1 -		114.9	54.520	112.0	41.505	84.1	2:03.665	72.40	19.100	10:46:35.588
2 -	23.651	111.6	42.524	113.9	49.557	66.4	1:55.732	77.37	11.167	10:48:31.320
3 -	30.019	94.9	1:07.729	51.0	56.643	56.4	2:34.391	57.99	49.826	10:51:05.711
4 -	28.431	92.9	54.450	67.7	49.911	83.4	2:12.792	67.43	28.227	10:53:18.503
5 -	23.371	111.4	41.509	113.7	40.553	82.4	1:45.433	84.93	0.868	10:55:03.936
6 -	23.367	112.5	41.184	113.5	40.658	81.6	1:45.209	85.11	0.644	10:56:49.145
7 -	23.284	115.3	41.242	113.5	40.496	83.3	1:45.022	85.26	0.457	10:58:34.167
8 -	23.254	114.3	41.232	113.1	40.281	83.0	1:44.767	85.47	0.202	11:00:18.934
9 -	23.185	116.5	41.243	113.5	40.137	83.9	1:44.565 (1)	85.63		11:02:03.499
10 -	23.412	114.9	41.118	114.5	40.178	83.9	1:44.708 (2)	85.51	0.143	11:03:48.207
11 -	23.068	116.1	41.308	113.1	40.381	82.8	1:44.757 (3)	85.47	0.192	11:05:32.964

P10		42		Phil MORRIS		Golf - KPM Racing				
IDEAL LAP TIME : 1:46.195		BEST LAP TIME : 1:46.389		DIFFERENCE : 0.194						
LAP	SECTOR 1		SECTOR 2		SECTOR 3		LAP TIME	MPH	DIFF	TIME OF DAY
1 -		97.9	44.033	114.7	42.170	82.8	1:57.549	76.17	11.160	10:46:29.472
2 -	24.138	102.4	42.254	116.1	52.813	57.3	1:59.205	75.11	12.816	10:48:28.677
3 -	29.025	85.0	1:07.703	52.1	52.860	50.7	2:29.588	59.86	43.199	10:50:58.265
4 -	31.747	64.0	55.652	58.3	48.215	83.6	2:15.614	66.02	29.225	10:53:13.879
5 -	23.664	106.6	42.000	116.1	41.225	83.1	1:46.889 (3)	83.77	0.500	10:55:00.768
6 -	23.486	108.2	42.249	115.5	40.875	84.1	1:46.610 (2)	83.99	0.221	10:56:47.378
7 -	23.741	107.0	42.133	115.3	41.438	83.6	1:47.312	83.44	0.923	10:58:34.690
8 -	23.543	106.8	42.364	115.1	41.251	83.0	1:47.158	83.56	0.769	11:00:21.848
9 -	23.636	106.0	42.282	115.5	41.282	82.3	1:47.200	83.53	0.811	11:02:09.048
10 -	23.450	106.6	42.194	115.1	40.745	83.6	1:46.389 (1)	84.16		11:03:55.437
11 -	23.645	104.5	42.074	115.3	41.343	79.3	1:47.062	83.63	0.673	11:05:42.499

P11		77		Mark SMITH		Scirocco - Infront Motorsport				
IDEAL LAP TIME : 1:45.879		BEST LAP TIME : 1:45.991		DIFFERENCE : 0.112						
LAP	SECTOR 1		SECTOR 2		SECTOR 3		LAP TIME	MPH	DIFF	TIME OF DAY
1 -		101.3	44.947	114.1	41.530	83.1	1:59.034	75.22	13.043	10:46:30.957
2 -	23.710	110.1	42.654	115.5	52.556	63.5	1:58.920	75.29	12.929	10:48:29.877
3 -	29.050	81.3	1:08.036	52.6	52.928	48.3	2:30.014	59.69	44.023	10:50:59.891
4 -	32.173	82.1	54.933	57.7	49.010	82.4	2:16.116	65.78	30.125	10:53:16.007
5 -	23.776	105.3	42.374	115.7	41.452	81.4	1:47.602	83.21	1.611	10:55:03.609
6 -	24.016	106.3	41.896	115.1	41.365	80.5	1:47.277	83.47	1.286	10:56:50.886
7 -	23.740	111.8	41.556	115.1	41.047	84.0	1:46.343 (2)	84.20	0.352	10:58:37.229
8 -	23.313	114.5	41.668	114.5	41.010	81.7	1:45.991 (1)	84.48		11:00:23.220
9 -	23.388	113.7	41.656	115.3	42.390	83.0	1:47.434	83.34	1.443	11:02:10.654
10 -	23.831	102.9	42.364	113.9	41.245	81.3	1:47.440	83.34	1.449	11:03:58.094
11 -	23.450	115.9	41.813	114.7	41.157	80.9	1:46.420 (3)	84.14	0.429	11:05:44.514

P12		9		Joe MCMILLAN		Scirocco - Cobra Engineering				
IDEAL LAP TIME : 1:45.053		BEST LAP TIME : 1:45.053		DIFFERENCE : 0.000						
LAP	SECTOR 1		SECTOR 2		SECTOR 3		LAP TIME	MPH	DIFF	TIME OF DAY
1 -		102.2	44.320	110.9	41.660	80.4	1:56.772	76.68	11.719	10:46:28.695
2 -	23.667	116.1	42.754	110.9	51.436	65.3	1:57.857	75.97	12.804	10:48:26.552
3 -	29.447	74.6	1:06.303	51.5	52.835	44.6	2:28.585	60.26	43.532	10:50:55.137
4 -	32.521	79.9	56.270	60.8	48.712	79.9	2:17.503	65.12	32.450	10:53:12.640
5 -	23.608	112.9	41.783	114.1	41.243	78.5	1:46.634	83.97	1.581	10:54:59.274
6 -	24.018	111.2	41.364	113.1	40.775	78.6	1:46.157	84.35	1.104	10:56:45.431
7 -	23.468	114.5	41.353	112.9	40.655	79.2	1:45.476 (2)	84.89	0.423	10:58:30.907
8 -	23.535	114.9	42.114	112.4	40.893	80.4	1:46.542	84.04	1.489	11:00:17.449
9 -	23.360	112.7	41.226	112.9	40.467	80.8	1:45.053 (1)	85.23		11:02:02.502
10 -	23.394	113.9	41.577	112.4	40.520	79.6	1:45.491 (3)	84.88	0.438	11:03:47.993
11 -	23.522	114.3	41.272	113.3	40.818	80.4	1:45.612	84.78	0.559	11:05:33.605

Weather / Track : Bright / Dry

Donington Park GP
Circuit Length = 2.4873 miles
Start: 10:44 Flag 11:05 End: 11:06

Milltek Sport Volkswagen Racing Cup

RACE 1 - ROUND 15 - SECTOR ANALYSIS

SECTOR 1 = FL to I1, SECTOR 2 = I1 to I2, SECTOR 3 = I2 to FL, DIFF = Difference To Personal Best Lap

P13 51		Simon ANDREWS					Golf - AWM/Safe & Sound				
IDEAL LAP TIME : 1:45.639		BEST LAP TIME : 1:45.722					DIFFERENCE : 0.083				
LAP	SECTOR 1		SECTOR 2		SECTOR 3		LAP TIME	MPH	DIFF	TIME OF DAY	
1 -		92.3	45.465	108.5	43.323	82.0	2:02.699	72.97	16.977	10:46:34.622	
2 -	23.777	106.0	43.532	89.2	50.387	71.0	1:57.696	76.08	11.974	10:48:32.318	
3 -	30.634	98.1	1:07.089	55.0	56.402	64.4	2:34.125	58.09	48.403	10:51:06.443	
4 -	28.889	94.6	53.927	72.2	50.201	82.1	2:13.017	67.31	27.295	10:53:19.460	
5 -	23.556	107.2	42.128	115.7	41.115	82.4	1:46.799	83.84	1.077	10:55:06.259	
6 -	23.436	108.9	43.017	113.9	41.425	82.3	1:47.878	83.00	2.156	10:56:54.137	
7 -	23.591	110.1	41.992	116.3	41.215	81.4	1:46.798	83.84	1.076	10:58:40.935	
8 -	23.402	106.5	42.137	115.3	40.939	82.0	1:46.478 (3)	84.09	0.756	11:00:27.413	
9 -	23.478	110.0	41.716	115.7	40.653	82.6	1:45.847 (2)	84.59	0.125	11:02:13.260	
10 -	23.467	107.8	42.273	115.7	40.854	82.5	1:46.594	84.00	0.872	11:03:59.854	
11 -	23.395	109.6	41.799	115.1	40.528	82.5	1:45.722 (1)	84.69		11:05:45.576	

P14 66		Pete LITTLER					Scirocco - JW Bird Motorsport				
IDEAL LAP TIME : 1:45.970		BEST LAP TIME : 1:46.585					DIFFERENCE : 0.615				
LAP	SECTOR 1		SECTOR 2		SECTOR 3		LAP TIME	MPH	DIFF	TIME OF DAY	
1 -		92.8	46.030	110.9	42.626	81.1	2:01.919	73.44	15.334	10:46:33.842	
2 -	23.943	107.3	42.861	116.1	49.545	63.4	1:56.349	76.96	9.764	10:48:30.191	
3 -	29.732	84.5	1:08.423	50.1	52.731	56.8	2:30.886	59.34	44.301	10:51:01.077	
4 -	31.959	78.1	55.135	64.7	49.670	81.1	2:16.764	65.47	30.179	10:53:17.841	
5 -	23.668	110.1	42.812	116.5	41.112	80.9	1:47.592	83.22	1.007	10:55:05.433	
6 -	23.519	110.5	42.658	115.9	40.869	81.0	1:47.046 (3)	83.65	0.461	10:56:52.479	
7 -	23.844	111.6	42.235	116.1	41.206	81.2	1:47.285	83.46	0.700	10:58:39.764	
8 -	25.602	102.1	42.817	116.3	40.630	80.7	1:49.049	82.11	2.464	11:00:28.813	
9 -	24.121	111.8	42.265	115.7	40.423	81.6	1:46.809 (2)	83.83	0.224	11:02:15.622	
10 -	23.627	111.2	42.742	115.7	40.216	81.4	1:46.585 (1)	84.01		11:04:02.207	
11 -	23.943	103.8	42.741	114.9	41.147	80.4	1:47.831	83.04	1.246	11:05:50.038	

P15 20		Damani MARCANO					Golf - Team Hard Racing				
IDEAL LAP TIME : 1:44.456		BEST LAP TIME : 1:44.838					DIFFERENCE : 0.382				
LAP	SECTOR 1		SECTOR 2		SECTOR 3		LAP TIME	MPH	DIFF	TIME OF DAY	
1 -		58.8	46.472	108.7	42.389	78.7	2:34.504	57.95	49.666	10:47:06.427	
2 -	24.077	113.3	42.579	110.3	47.730	76.3	1:54.386	78.28	9.548	10:49:00.813	
3 -	25.968	96.1	52.037	66.8	52.925	71.6	2:10.930	68.39	26.092	10:51:11.743	
4 -	30.573	98.1	53.001	62.9	51.052	79.5	2:14.626	66.51	29.788	10:53:26.369	
5 -	23.702	117.1	42.339	113.1	41.732	79.5	1:47.773	83.08	2.935	10:55:14.142	
6 -	23.648	111.1	42.547	112.2	41.318	79.7	1:47.513	83.28	2.675	10:57:01.655	
7 -	24.973	97.9	42.862	113.5	41.343	79.9	1:49.178	82.01	4.340	10:58:50.833	
8 -	23.903	99.1	42.057	111.1	40.569	79.8	1:46.529 (3)	84.05	1.691	11:00:37.362	
9 -	23.319	118.1	40.868	112.7	40.651	80.5	1:44.838 (1)	85.41		11:02:22.200	
10 -	23.199	117.3	42.006	112.0	40.389	81.4	1:45.594 (2)	84.80	0.756	11:04:07.794	
11 -	23.822	109.1	42.470	108.0	41.234	82.8	1:47.526	83.27	2.688	11:05:55.320	

P16 5		Cameron THOMPSON					Scirocco - Maximum Motorsport				
IDEAL LAP TIME : 1:46.168		BEST LAP TIME : 1:46.427					DIFFERENCE : 0.259				
LAP	SECTOR 1		SECTOR 2		SECTOR 3		LAP TIME	MPH	DIFF	TIME OF DAY	
1 -		81.9	45.488	109.4	44.833	79.5	2:05.141	71.55	18.714	10:46:37.064	
2 -	24.239	105.1	42.403	115.3	48.327	69.7	1:54.969	77.88	8.542	10:48:32.033	
3 -	31.593	98.2	1:07.416	55.0	55.950	69.3	2:34.959	57.78	48.532	10:51:06.992	
4 -	29.049	91.4	54.054	68.6	50.538	82.8	2:13.641	67.00	27.214	10:53:20.633	
5 -	23.677	109.6	42.958	112.4	42.114	82.6	1:48.749	82.34	2.322	10:55:09.382	
6 -	23.516	111.2	42.072	114.7	41.950	81.9	1:47.538	83.26	1.111	10:56:56.920	
7 -	23.739	109.1	42.015	114.3	41.582	82.6	1:47.336	83.42	0.909	10:58:44.256	
8 -	23.411	111.2	41.962	114.1	41.054	82.1	1:46.427 (1)	84.13		11:00:30.683	
9 -	23.389	111.8	41.725	114.3	41.491	82.7	1:46.605 (2)	83.99	0.178	11:02:17.288	
10 -	23.570	107.2	42.048	113.7	41.179	82.6	1:46.797 (3)	83.84	0.370	11:04:04.085	
11 -	23.462	112.4	42.025	114.1	41.599	82.5	1:47.086	83.61	0.659	11:05:51.171	

Weather / Track : Bright / Dry

Donington Park GP
Circuit Length = 2.4873 miles
Start: 10:44 Flag 11:05 End: 11:06

Milltek Sport Volkswagen Racing Cup

RACE 1 - ROUND 15 - SECTOR ANALYSIS

SECTOR 1 = FL to I1, SECTOR 2 = I1 to I2, SECTOR 3 = I2 to FL, DIFF = Difference To Personal Best Lap

P17		7		Paul DEHADRAY		Scirocco - JW Bird Motorsport				
IDEAL LAP TIME : 1:46.909		BEST LAP TIME : 1:46.909		DIFFERENCE : 0.000						
LAP	SECTOR 1		SECTOR 2		SECTOR 3		LAP TIME	MPH	DIFF	TIME OF DAY
1 -		90.9	45.776	109.2	45.902	78.4	2:05.589	71.29	18.680	10:46:37.512
2 -	25.034	99.4	43.586	112.7	47.083	71.0	1:55.703	77.39	8.794	10:48:33.215
3 -	31.361	95.0	1:07.788	52.5	55.666	68.1	2:34.815	57.83	47.906	10:51:08.030
4 -	29.018	92.0	53.511	70.5	50.972	81.9	2:13.501	67.07	26.592	10:53:21.531
5 -	24.197	105.5	43.083	114.5	41.990	79.6	1:49.270	81.94	2.361	10:55:10.801
6 -	23.881	104.5	42.664	112.4	41.639	80.7	1:48.184	82.77	1.275	10:56:58.985
7 -	23.790	105.3	42.276	114.7	41.488	80.8	1:47.554 (2)	83.25	0.645	10:58:46.539
8 -	23.924	102.4	42.327	114.7	41.524	80.6	1:47.775 (3)	83.08	0.866	11:00:34.314
9 -	23.790	106.3	42.143	114.9	40.976	82.0	1:46.909 (1)	83.75		11:02:21.223
10 -	23.872	103.8	43.867	115.1	40.995	81.2	1:48.734	82.35	1.825	11:04:09.957
11 -	23.860	103.0	42.406	114.9	41.562	81.2	1:47.828	83.04	0.919	11:05:57.785

P18		16		Laura TILLET		Golf - Slidesports				
IDEAL LAP TIME : 2:08.527		BEST LAP TIME : 1:46.777		DIFFERENCE : -21.750						
LAP	SECTOR 1		SECTOR 2		SECTOR 3		LAP TIME	MPH	DIFF	TIME OF DAY
1 -		88.8				76.2	2:21.390	63.33	34.613	10:46:53.313
2 -	24.892	109.2				78.8	1:54.148	78.44	7.371	10:48:47.461
3 -	24.356	103.5	1:02.822	61.1	55.549	70.9	2:22.727	62.73	35.950	10:51:10.188
4 -	29.086	90.3	53.300	71.0	51.516	80.7	2:13.902	66.87	27.125	10:53:24.090
5 -	24.290	101.0				78.3	1:49.573	81.72	2.796	10:55:13.663
6 -	23.885	111.4				78.8	1:49.292	81.93	2.515	10:57:02.955
7 -	23.921	98.8				79.0	1:49.025	82.13	2.248	10:58:51.980
8 -	23.808	112.0				80.1	1:48.054	82.87	1.277	11:00:40.034
9 -	24.046	113.7				78.0	1:47.559 (3)	83.25	0.782	11:02:27.593
10 -	23.781	113.7				80.7	1:47.002 (2)	83.68	0.225	11:04:14.595
11 -	23.711	112.7				80.2	1:46.777 (1)	83.86		11:06:01.372

P19		69		Mark CLYNES		Scirocco - JW Bird Motorsport				
IDEAL LAP TIME : 1:48.432		BEST LAP TIME : 1:49.037		DIFFERENCE : 0.605						
LAP	SECTOR 1		SECTOR 2		SECTOR 3		LAP TIME	MPH	DIFF	TIME OF DAY
1 -		76.8	46.737	113.7	42.396	81.3	2:07.219	70.38	18.182	10:46:39.142
2 -	24.288	98.9	43.844	113.1	46.349	73.1	1:54.481	78.21	5.444	10:48:33.623
3 -	31.616	89.0	1:07.842	50.7	55.703	74.7	2:35.161	57.71	46.124	10:51:08.784
4 -	29.094	89.3	53.526	71.7	51.408	82.6	2:14.028	66.81	24.991	10:53:22.812
5 -	24.081	103.2	43.261	113.7	41.695	81.7	1:49.037 (1)	82.12		10:55:11.849
6 -	23.833	103.7	43.489	114.3	42.128	81.6	1:49.450	81.81	0.413	10:57:01.299
7 -	24.337	98.9	43.474	114.3	41.338	82.4	1:49.149 (2)	82.03	0.112	10:58:50.448
8 -	24.161	99.1	44.774	115.3	41.665	81.1	1:50.600	80.96	1.563	11:00:41.048
9 -	24.067	98.3	43.690	114.1	41.657	81.6	1:49.414 (3)	81.84	0.377	11:02:30.462
10 -	24.095	102.2	44.552	112.4	41.729	82.4	1:50.376	81.12	1.339	11:04:20.838
11 -	24.039	98.1	43.643	113.7	41.852	81.7	1:49.534	81.75	0.497	11:06:10.372

P20		11		Oliver KING		Scirocco - JW Bird Motorsport				
IDEAL LAP TIME : 1:48.472		BEST LAP TIME : 1:48.546		DIFFERENCE : 0.074						
LAP	SECTOR 1		SECTOR 2		SECTOR 3		LAP TIME	MPH	DIFF	TIME OF DAY
1 -		82.1	55.195	108.9	45.857	80.6	2:25.983	61.33	37.437	10:46:57.906
2 -	25.744	93.0	47.364	103.4	49.416	77.2	2:02.524	73.08	13.978	10:49:00.430
3 -	25.858	98.8	52.135	65.9	52.843	76.3	2:10.836	68.44	22.290	10:51:11.266
4 -	30.222	97.5	53.031	63.4	1:01.253	72.9	2:24.506	61.96	35.960	10:53:35.772
5 -	25.694	94.2	45.150	114.1	42.725	82.9	1:53.569	78.84	5.023	10:55:29.341
6 -	25.254	100.9	44.468	116.1	42.252	82.9	1:51.974	79.96	3.428	10:57:21.315
7 -	24.148	107.3	43.143	115.9	42.459	80.4	1:49.750 (3)	81.58	1.204	10:59:11.065
8 -	24.298	104.8	45.010	115.5	42.304	81.8	1:51.612	80.22	3.066	11:01:02.677
9 -	23.860	110.1	42.907	116.1	41.779	83.7	1:48.546 (1)	82.49		11:02:51.223
10 -	24.112	102.2	43.756	116.1	41.943	82.3	1:49.811	81.54	1.265	11:04:41.034
11 -	23.932	108.5	43.390	115.7	41.705	83.0	1:49.027 (2)	82.13	0.481	11:06:30.061

Weather / Track : Bright / Dry

Donington Park GP
Circuit Length = 2.4873 miles
Start: 10:44 Flag 11:05 End: 11:06

Milltek Sport Volkswagen Racing Cup

RACE 1 - ROUND 15 - SECTOR ANALYSIS

SECTOR 1 = FL to I1, SECTOR 2 = I1 to I2, SECTOR 3 = I2 to FL, DIFF = Difference To Personal Best Lap

P21 17		Tim SNAYLAM		Scirocco - AWM Motorsport						
IDEAL LAP TIME : 1:45.888		BEST LAP TIME : 1:45.746		DIFFERENCE : -0.142						
LAP	SECTOR 1	SECTOR 2	SECTOR 3	LAP TIME	MPH	DIFF	TIME OF DAY			
1 -	97.8	45.486	104.8	43.079	81.8	2:01.570	73.65	15.824	10:46:33.493	
2 -	24.017	108.5	42.037	114.5	50.221	52.4	1:56.275	77.01	10.529	10:48:29.768
3 -	29.921	84.2	1:08.066	53.3	52.688	49.8	2:30.675	59.42	44.929	10:51:00.443
4 -	32.190	82.7	54.961	60.4	49.804	81.6	2:16.955	65.38	31.209	10:53:17.398
5 -	23.860	111.8	42.594	115.7	41.241	82.1	1:47.695	83.14	1.949	10:55:05.093
6 -	23.568	113.5	42.228	114.7	41.259	81.6	1:47.055	83.64	1.309	10:56:52.148
7 -	23.521	114.7				81.7	1:45.746 (1)	84.67		10:58:37.894
8 -	23.540	113.5	41.332	113.1	41.389	81.6	1:46.261 (3)	84.26	0.515	11:00:24.155
9 -	23.760	113.9	41.126	114.7	41.337	81.4	1:46.223 (2)	84.29	0.477	11:02:10.378
10 -	23.952	105.6	1:10.768	109.8	43.322	81.1	2:18.042	64.86	32.296	11:04:28.420
11 -	25.450	98.1	44.379	105.1	IN PIT		2:00.384 P	74.38	14.638	11:06:28.804

P22 2		Graham EWING		Golf - Slidesports						
IDEAL LAP TIME : 1:47.382		BEST LAP TIME : 1:47.797		DIFFERENCE : 0.415						
LAP	SECTOR 1	SECTOR 2	SECTOR 3	LAP TIME	MPH	DIFF	TIME OF DAY			
1 -	103.2	45.614	109.1	41.936	79.9	2:00.262	74.45	12.465	10:46:32.185	
2 -	23.804	112.5	42.296	112.7	50.654	55.4	1:56.754 (3)	76.69	8.957	10:48:28.939
3 -	29.586	80.1	1:07.629	55.5	52.835	47.1	2:30.050	59.67	42.253	10:50:58.989
4 -	31.599	77.5	55.854	58.9	49.179	80.2	2:16.632	65.53	28.835	10:53:15.621
5 -	23.841	110.5	42.094	111.8	42.406	78.4	1:48.341 (2)	82.65	0.544	10:55:03.962
6 -	23.977	111.6	49.213	85.7	44.032	77.8	1:57.222	76.38	9.425	10:57:01.184
7 -	25.323	88.5	46.962	98.3	46.840	71.8	1:59.125	75.16	11.328	10:59:00.309
8 -	28.726	79.5	57.980	65.6	IN PIT		2:23.069 P	62.58	35.272	11:01:23.378
9 -	OUTLAP	105.0	42.718	112.7	41.619	79.3	2:44.142	54.55	56.345	11:04:07.520
10 -	23.861	113.1	42.452	111.8	41.484	78.5	1:47.797 (1)	83.06		11:05:55.317

P23 40		Simon TOMLINSON		Golf - AWM Motorsport						
IDEAL LAP TIME : 1:46.217		BEST LAP TIME : 1:46.365		DIFFERENCE : 0.148						
LAP	SECTOR 1	SECTOR 2	SECTOR 3	LAP TIME	MPH	DIFF	TIME OF DAY			
1 -	98.3	6:01.323	96.4	44.516	79.1	7:17.983	20.44	5:31.618	10:51:49.906	
2 -	24.923	98.2	44.241	111.1	42.486	81.0	1:51.650	80.20	5.285	10:53:41.556
3 -	23.997	108.9	42.685	112.7	41.860	80.7	1:48.542	82.49	2.177	10:55:30.098
4 -	23.849	106.8	42.734	112.2	41.810	80.9	1:48.393	82.61	2.028	10:57:18.491
5 -	23.745	110.1	42.076	112.7	41.635	80.3	1:47.456 (2)	83.33	1.091	10:59:05.947
6 -	23.958	98.3	42.351	112.4	41.735	82.6	1:48.044 (3)	82.87	1.679	11:00:53.991
7 -	23.635	115.5	41.634	112.5	41.096	82.0	1:46.365 (1)	84.18		11:02:40.356
8 -	23.487	112.9	42.423	112.7	42.688	80.7	1:48.598	82.45	2.233	11:04:28.954
9 -	23.892	108.7	42.764	112.2	41.710	80.5	1:48.366	82.63	2.001	11:06:17.320

P24 31		Matthew WILSON		Golf - Complete Racing						
IDEAL LAP TIME : 1:53.425		BEST LAP TIME : 1:53.568		DIFFERENCE : 0.143						
LAP	SECTOR 1	SECTOR 2	SECTOR 3	LAP TIME	MPH	DIFF	TIME OF DAY			
1 -	90.8	1:00.363	104.3	45.418	78.8	2:19.870	64.01	26.302	10:46:51.793	
2 -	25.261	104.3	45.564	106.3	43.803	79.6	1:54.628 (2)	78.11	1.060	10:48:46.421
3 -	24.774	92.4	1:02.562	49.5	55.730	73.3	2:23.066	62.58	29.498	10:51:09.487
4 -	29.040	82.7	53.242	72.1	51.791	80.1	2:14.073 (3)	66.78	20.505	10:53:23.560
5 -	24.563	96.1	45.165	108.0	43.840	73.3	1:53.568 (1)	78.84		10:55:17.128
6 -	25.446	92.5	45.059	105.6	IN PIT		1:55.350 P	77.62	1.782	10:57:12.478

P25 6		David SUTTON		Scirocco - Slidesports					
IDEAL LAP TIME : 2:13.341		BEST LAP TIME :		DIFFERENCE :					
LAP	SECTOR 1	SECTOR 2	SECTOR 3	LAP TIME	MPH	DIFF	TIME OF DAY		
1 -	105.6	44.687	114.1	53.823		2:06.606	70.72		10:46:38.529
2 -	34.831	80.6	53.436	86.5	IN PIT	2:21.834 P	63.13		10:49:00.363
3 -	OUTLAP	83.9	51.831	92.8	IN PIT	3:19.008 P	44.99		10:52:19.371

Weather / Track : Bright / Dry

Donington Park GP
Circuit Length = 2.4873 miles
Start: 10:44 Flag 11:05 End: 11:06

Milltek Sport Volkswagen Racing Cup

RACE 1 - ROUND 15 - SECTOR ANALYSIS

SECTOR 1 = FL to I1, SECTOR 2 = I1 to I2, SECTOR 3 = I2 to FL, DIFF = Difference To Personal Best Lap

P26	98	Robert BARRABLE			Golf - Team Hard Racing		
IDEAL LAP TIME :		BEST LAP TIME :		DIFFERENCE :			
LAP	SECTOR 1	SECTOR 2	SECTOR 3	LAP TIME	MPH	DIFF	TIME OF DAY
1 -	114.9	1:14.982	75.9	IN PIT	2:43.338 P	54.82	10:47:15.261

Milltek Sport Volkswagen Racing Cup

RACE 1 - ROUND 15 - LAP CHART

LAP 1 @ 10:46:26.062			LAP 2 @ 10:48:17.511			LAP 3 @ 10:50:50.136			LAP 4 @ 10:53:06.816			LAP 5 @ 10:54:52.260		
NO	BEHIND	LAP TIME	NO	BEHIND	LAP TIME	NO	BEHIND	LAP TIME	NO	BEHIND	LAP TIME	NO	BEHIND	LAP TIME
3		1:54.139	22		1:51.188	22		2:32.625	22		2:16.680	22		1:45.444
22	0.261	1:54.400	3	2.113	1:53.562	3	0.609	2:31.121	3	0.670	2:16.741	3	0.318	1:45.092
12	0.699	1:54.838	12	2.819	1:53.569	12	1.148	2:30.954	12	1.091	2:16.623	12	0.712	1:45.065
19	1.026	1:55.165	19	3.783	1:54.206	19	2.012	2:30.854	19	1.635	2:16.303	19	1.151	1:44.960
99	1.311	1:55.450	99	6.063	1:56.201	99	2.735	2:29.297	99	2.535	2:16.480	99	1.553	1:44.462
1	1.682	1:55.821	1	7.952	1:57.719	1	3.628	2:28.301	1	3.658	2:16.710	1	3.395	1:45.181
33	2.117	1:56.256	33	8.474	1:57.806	33	4.157	2:28.308	33	4.158	2:16.681	33	3.752	1:45.038
9	2.633	1:56.772	9	9.041	1:57.857	9	5.001	2:28.585	9	5.824	2:17.503	9	7.014	1:46.634
24	2.777	1:56.916	24	10.746	1:59.418	24	6.675	2:28.554	24	6.439	2:16.444	24	7.090	1:46.095
42	3.410	1:57.549	42	11.166	1:59.205	42	8.129	2:29.588	42	7.063	2:15.614	42	8.508	1:46.889
77	4.895	1:59.034	2	11.428	1:56.754	2	8.853	2:30.050	2	8.805	2:16.632	77	11.349	1:47.602
2	6.123	2:00.262	17	12.257	1:56.275	77	9.755	2:30.014	77	9.191	2:16.116	8	11.676	1:45.433
17	7.431	2:01.570	77	12.366	1:58.920	17	10.307	2:30.675	17	10.582	2:16.955	2	11.702	1:48.341
66	7.780	2:01.919	66	12.680	1:56.349	66	10.941	2:30.886	66	11.025	2:16.764	17	12.833	1:47.695
51	8.560	2:02.699	8	13.809	1:55.732	8	15.575	2:34.391	8	11.687	2:12.792	66	13.173	1:47.592
8	9.526	2:03.665	5	14.522	1:54.969	51	16.307	2:34.125	51	12.644	2:13.017	51	13.999	1:46.799
5	11.002	2:05.141	51	14.807	1:57.696	5	16.856	2:34.959	5	13.817	2:13.641	5	17.122	1:48.749
7	11.450	2:05.589	7	15.704	1:55.703	7	17.894	2:34.815	7	14.715	2:13.501	7	18.541	1:49.270
6	12.467	2:06.606	69	16.112	1:54.481	69	18.648	2:35.161	69	15.996	2:14.028	69	19.589	1:49.037
69	13.080	2:07.219	31	28.910	1:54.628	31	19.351	2:23.066	31	16.744	2:14.073	16	21.403	1:49.573
31	25.731	2:19.870	16	29.950	1:54.148	16	20.052	2:22.727	16	17.274	2:13.902	20	21.882	1:47.773
16	27.251	2:21.390	6	42.852	2:21.834 P	11	21.130	2:10.836	20	19.553	2:14.626	31	24.868	1:53.568
11	31.844	2:25.983	11	42.919	2:02.524	20	21.607	2:10.930	11	28.956	2:24.506	11	37.081	1:53.569
20	40.365	2:34.504	20	43.302	1:54.386	40	2 Laps	7:17.983	40	2 Laps	1:51.650	40	2 Laps	1:48.542
98	49.199	2:43.338 P				6	1:29.235	3:19.008 P						
						SC2	2 Laps	2:17.893 P						

Weather / Track : Bright / Dry

Milltek Sport Volkswagen Racing Cup

RACE 1 - ROUND 15 - LAP CHART

LAP 6 @ 10:56:36.585			LAP 7 @ 10:58:20.684			LAP 8 @ 11:00:05.112			LAP 9 @ 11:01:49.573			LAP 10 @ 11:03:34.552		
NO	BEHIND	LAP TIME	NO	BEHIND	LAP TIME	NO	BEHIND	LAP TIME	NO	BEHIND	LAP TIME	NO	BEHIND	LAP TIME
22		1:44.325	22		1:44.099	22		1:44.428	22		1:44.461	22		1:44.979
3	0.292	1:44.299	12	1.234	1:44.822	19	0.507	1:43.418	19	0.163	1:44.117	19	0.505	1:45.321
12	0.511	1:44.124	99	1.492	1:43.985	12	1.700	1:44.894	12	1.463	1:44.224	12	1.069	1:44.585
19	1.023	1:44.197	19	1.517	1:44.593	3	2.125	1:44.415	99	1.845	1:44.014	99	1.572	1:44.706
99	1.606	1:44.378	3	2.138	1:45.945	99	2.292	1:45.228	3	2.281	1:44.617	3	2.005	1:44.703
33	4.602	1:45.175	33	5.938	1:45.435	33	6.423	1:44.913	33	6.845	1:44.883	33	6.998	1:45.132
1	5.019	1:45.949	1	6.367	1:45.447	1	6.750	1:44.811	1	7.344	1:45.055	1	7.674	1:45.309
24	7.769	1:45.004	24	8.422	1:44.752	24	8.951	1:44.957	24	9.190	1:44.700	24	9.320	1:45.109
9	8.846	1:46.157	9	10.223	1:45.476	9	12.337	1:46.542	9	12.929	1:45.053	9	13.441	1:45.491
42	10.793	1:46.610	8	13.483	1:45.022	8	13.822	1:44.767	8	13.926	1:44.565	8	13.655	1:44.708
8	12.560	1:45.209	42	14.006	1:47.312	42	16.736	1:47.158	42	19.475	1:47.200	42	20.885	1:46.389
77	14.301	1:47.277	77	16.545	1:46.343	77	18.108	1:45.991	17	20.805	1:46.223	77	23.542	1:47.440
17	15.563	1:47.055	17	17.210	1:45.746	17	19.043	1:46.261	77	21.081	1:47.434	51	25.302	1:46.594
66	15.894	1:47.046	66	19.080	1:47.285	51	22.301	1:46.478	51	23.687	1:45.847	66	27.655	1:46.585
51	17.552	1:47.878	51	20.251	1:46.798	66	23.701	1:49.049	66	26.049	1:46.809	5	29.533	1:46.797
5	20.335	1:47.538	5	23.572	1:47.336	5	25.571	1:46.427	5	27.715	1:46.605	2	1 Lap	2:44.142
7	22.400	1:48.184	7	25.855	1:47.554	7	29.202	1:47.775	7	31.650	1:46.909	20	33.242	1:45.594
2	24.599	1:57.222	69	29.764	1:49.149	20	32.250	1:46.529	20	32.627	1:44.838	7	35.405	1:48.734
69	24.714	1:49.450	20	30.149	1:49.178	16	34.922	1:48.054	16	38.020	1:47.559	16	40.043	1:47.002
20	25.070	1:47.513	16	31.296	1:49.025	69	35.936	1:50.600	69	40.889	1:49.414	69	46.286	1:50.376
16	26.370	1:49.292	2	39.625	1:59.125	40	2 Laps	1:48.044	40	2 Laps	1:46.365	17	53.868	2:18.042
31	35.893	1:55.350 P	40	2 Laps	1:47.456	11	57.565	1:51.612	11	1:01.650	1:48.546	40	2 Laps	1:48.598
40	2 Laps	1:48.393	11	50.381	1:49.750	2	1:18.266	2:23.069 P				11	1:06.482	1:49.811
11	44.730	1:51.974												

Weather / Track : Bright / Dry

Results can be found at www.tsl-timing.com

Page 2 of 3

Donington Park GP
 Circuit Length = 2.4873 miles
 Start: 10:44 Flag 11:05 End: 11:06

Printed - 11:11 Sunday, 13 September 2015

Milltek Sport Volkswagen Racing Cup

RACE 1 - ROUND 15 - LAP CHART

LAP 11 @ 11:05:19.691		
NO	BEHIND	LAP TIME
19		1:44.634
22	0.441	1:45.580
12	0.913	1:44.983
3	2.257	1:45.391
99	4.541	1:48.108
33	7.336	1:45.477
1	7.665	1:45.130
24	9.406	1:45.225
8	13.273	1:44.757
9	13.914	1:45.612
42	22.808	1:47.062
77	24.823	1:46.420
51	25.885	1:45.722
66	30.347	1:47.831
5	31.480	1:47.086
2	1 Lap	1:47.797
20	35.629	1:47.526
7	38.094	1:47.828
16	41.681	1:46.777
69	50.681	1:49.534
40	2 Laps	1:48.366
17	1:09.113	2:00.384 P
11	1:10.370	1:49.027

Weather / Track : Bright / Dry

Results can be found at www.tsl-timing.com

Page 3 of 3

Donington Park GP
Circuit Length = 2.4873 miles
Start: 10:44 Flag 11:05 End: 11:06

Printed - 11:11 Sunday, 13 September 2015

Milltek Sport Volkswagen Racing Cup

RACE 1 - ROUND 15 - POSITION CHART

No	Name	Lap Pos	Lap												
			1	2	3	4	5	6	7	8	9	10	11		
8	MASON	1	3	22	22	22	22	22	22	22	22	22	22	22	19
98	BARRABLE	2	22	3	3	3	3	3	12	19	19	19	22		
19	THOMPSON	3	12	12	12	12	12	12	99	12	12	12	12		
22	FULLER	4	19	19	19	19	19	19	19	3	99	99	3		
6	SUTTON	5	99	99	99	99	99	99	3	99	3	3	99		
3	HOUSE	6	1	1	1	1	1	33	33	33	33	33	33		
99	WALKER-TULLY	7	33	33	33	33	33	1	1	1	1	1	1		
12	EPPS	8	9	9	9	9	9	24	24	24	24	24	24		
24	RUDD	9	24	24	24	24	24	9	9	9	9	9	8		
20	MARCANO	10	42	42	42	42	42	8	8	8	8	8	9		
33	ORROCK	11	77	2	2	2	77	8	42	42	42	42	42		
1	FULBROOK	12	2	17	77	77	8	77	77	77	17	77	77		
9	MCMILLAN	13	17	77	17	17	2	17	17	17	77	51	51		
42	MORRIS	14	66	66	66	66	17	66	66	51	51	66	66		
77	SMITH	15	51	8	8	8	66	51	51	66	66	5	5		
40	TOMLINSON	16	8	5	51	51	51	5	5	5	5	20	20		
17	SNAYLAM	17	5	51	5	5	5	7	7	7	7	7	7		
7	DEHADRAY	18	7	7	7	7	7	2	69	20	20	16	16		
66	LITTLER	19	6	69	69	69	69	69	20	16	16	69	69		
2	EWING	20	69	31	31	31	16	20	16	69	69	17	17		
31	WILSON	21	31	16	16	16	20	16	2	11	11	11	11		
5	THOMPSON	22	16	6	11	20	31	31	11	2	2	2			
51	ANDREWS	23	11	11	20	11	11	11	40	40	40				
16	TILLET	24	20	20	6	40	40	40							
11	KING	25	98	40	40										
69	CLYNES	26	40												

Weather / Track : Bright / Dry

Donington Park GP
 Circuit Length = 2.4873 miles
 Start: 10:44 Flag 11:05 End: 11:06

Results can be found at www.tsl-timing.com

Printed - 11:11 Sunday, 13 September 2015

Milltek Sport Volkswagen Racing Cup

RACE 1 - ROUND 15 - BEST SPEEDS

POS	INTERMEDIATE 1			INTERMEDIATE 2			FINISH LINE		
	NO	NAME	MPH	NO	NAME	MPH	NO	NAME	MPH
1	99	WALKER-TULLY	118.7	66	LITTLER	116.5	8	MASON	84.1
2	19	THOMPSON	118.1	51	ANDREWS	116.3	42	MORRIS	84.1
3	20	MARCANO	118.1	3	HOUSE	116.1	77	SMITH	84.0
4	3	HOUSE	117.7	11	KING	116.1	11	KING	83.7
5	33	ORROCK	117.5	42	MORRIS	116.1	19	THOMPSON	83.7
6	12	EPPS	117.3	99	WALKER-TULLY	116.1	3	HOUSE	82.8
7	1	FULBROOK	116.5	1	FULBROOK	115.9	5	THOMPSON	82.8
8	8	MASON	116.5	24	RUDD	115.9	20	MARCANO	82.8
9	22	FULLER	116.3	17	SNAYLAM	115.7	40	TOMLINSON	82.6
10	9	MCMILLAN	116.1	77	SMITH	115.7	51	ANDREWS	82.6
11	24	RUDD	115.9	5	THOMPSON	115.3	69	CLYNES	82.6
12	77	SMITH	115.9	19	THOMPSON	115.3	1	FULBROOK	82.3
13	40	TOMLINSON	115.5	69	CLYNES	115.3	22	FULLER	82.3
14	98	BARRABLE	114.9	7	DEHADRAY	115.1	33	ORROCK	82.2
15	17	SNAYLAM	114.7	12	EPPS	114.9	17	SNAYLAM	82.1
16	16	TILLET	113.7	33	ORROCK	114.9	7	DEHADRAY	82.0
17	2	EWING	113.1	8	MASON	114.5	24	RUDD	81.8
18	5	THOMPSON	112.4	6	SUTTON	114.1	12	EPPS	81.6
19	66	LITTLER	111.8	9	MCMILLAN	114.1	66	LITTLER	81.6
20	11	KING	110.1	20	MARCANO	113.5	99	WALKER-TULLY	80.9
21	51	ANDREWS	110.1	22	FULLER	113.5	9	MCMILLAN	80.8
22	42	MORRIS	108.2	2	EWING	112.7	16	TILLET	80.7
23	7	DEHADRAY	106.3	40	TOMLINSON	112.7	2	EWING	80.2
24	6	SUTTON	105.6	31	WILSON	108.0	31	WILSON	80.1
25	31	WILSON	104.3	98	BARRABLE	75.9			
26	69	CLYNES	103.7	16	TILLET	71.0			

Weather / Track : Bright / Dry

Results can be found at www.tsl-timing.com

Donington Park GP
Circuit Length = 2.4873 miles
Start: 10:44 Flag 11:05 End: 11:06

Printed - 11:10 Sunday, 13 September 2015

Milltek Sport Volkswagen Racing Cup

RACE 1 - ROUND 15 - BEST SECTORS

SECTOR 1			SECTOR 2			SECTOR 3			IDEAL / BEST COMPARISON						
POS	NO	NAME	TIME	NO	NAME	TIME	NO	NAME	TIME	POS	NO	NAME	IDEAL	BEST	DIFF
													PERFECT LAP	1:43.306	
1	19	THOMPSON	23.021	99	WALKER-TULLY	40.522	12	EPPS	39.763	1	99	WALKER-TULLY	1:43.615	1:43.985	0.370
2	99	WALKER-TULLY	23.049	19	THOMPSON	40.673	22	FULLER	39.962	2	12	EPPS	1:43.738	1:44.124	0.386
3	8	MASON	23.068	22	FULLER	40.741	3	HOUSE	39.966	3	22	FULLER	1:43.834	1:44.099	0.265
4	24	RUDD	23.070	3	HOUSE	40.753	99	WALKER-TULLY	40.044	4	3	HOUSE	1:43.966	1:44.299	0.333
5	22	FULLER	23.131	12	EPPS	40.800	8	MASON	40.137	5	8	MASON	1:44.323	1:44.565	0.242
6	12	EPPS	23.175	20	MARCANO	40.868	66	LITTLER	40.216	6	24	RUDD	1:44.406	1:44.700	0.294
7	20	MARCANO	23.199	1	FULBROOK	40.896	24	RUDD	40.255	7	20	MARCANO	1:44.456	1:44.838	0.382
8	3	HOUSE	23.247	24	RUDD	41.081	1	FULBROOK	40.285	8	1	FULBROOK	1:44.475	1:44.811	0.336
9	1	FULBROOK	23.294	8	MASON	41.118	33	ORROCK	40.345	9	19	THOMPSON	1:44.520	1:43.418	-1.102
10	33	ORROCK	23.294	17	SNAYLAM	41.126	20	MARCANO	40.389	10	33	ORROCK	1:44.777	1:44.883	0.106
11	77	SMITH	23.313	33	ORROCK	41.138	9	MCMILLAN	40.467	11	9	MCMILLAN	1:45.053	1:45.053	0.000
12	9	MCMILLAN	23.360	9	MCMILLAN	41.226	51	ANDREWS	40.528	12	51	ANDREWS	1:45.639	1:45.722	0.083
13	5	THOMPSON	23.389	77	SMITH	41.556	42	MORRIS	40.745	13	77	SMITH	1:45.879	1:45.991	0.112
14	51	ANDREWS	23.395	40	TOMLINSON	41.634	19	THOMPSON	40.826	14	17	SNAYLAM	1:45.888	1:45.746	-0.142
15	42	MORRIS	23.450	51	ANDREWS	41.716	7	DEHADRAY	40.976	15	66	LITTLER	1:45.970	1:46.585	0.615
16	40	TOMLINSON	23.487	5	THOMPSON	41.725	77	SMITH	41.010	16	5	THOMPSON	1:46.168	1:46.427	0.259
17	66	LITTLER	23.519	42	MORRIS	42.000	5	THOMPSON	41.054	17	42	MORRIS	1:46.195	1:46.389	0.194
18	17	SNAYLAM	23.521	2	EWING	42.094	40	TOMLINSON	41.096	18	40	TOMLINSON	1:46.217	1:46.365	0.148
19	16	TILLET	23.711	7	DEHADRAY	42.143	17	SNAYLAM	41.241	19	7	DEHADRAY	1:46.909	1:46.909	0.000
20	7	DEHADRAY	23.790	66	LITTLER	42.235	69	CLYNES	41.338	20	2	EWING	1:47.382	1:47.797	0.415
21	2	EWING	23.804	11	KING	42.907	2	EWING	41.484	21	69	CLYNES	1:48.432	1:49.037	0.605
22	69	CLYNES	23.833	69	CLYNES	43.261	11	KING	41.705	22	11	KING	1:48.472	1:48.546	0.074
23	11	KING	23.860	6	SUTTON	44.687	31	WILSON	43.803	23	31	WILSON	1:53.425	1:53.568	0.143
24	31	WILSON	24.563	31	WILSON	45.059	16	TILLET	51.516	24	16	TILLET	2:08.527	1:46.777	-21.750
25	6	SUTTON	34.831	16	TILLET	53.300	6	SUTTON	53.823	25	6	SUTTON	2:13.341		
26				98	BARRABLE	1:14.982				26	98	BARRABLE			

Weather / Track : Bright / Dry

Results can be found at www.tsl-timing.com

Donington Park GP


Circuit Length = 2.4873 miles

Start: 10:44 Flag 11:05 End: 11:06

Printed - 11:10 Sunday, 13 September 2015

Milltek Sport Volkswagen Racing Cup

RACE 2 - ROUND 16 - GRID (40 minutes) - AMENDED

ROW 13	25	19 Bobby THOMPSON	26	98 Robert BARRABLE
ROW 12	23	31 Matthew WILSON	24	6 David SUTTON
ROW 11	21	2 Graham EWING	22	40 Simon TOMLINSON
ROW 10	19	11 Oliver KING	20	17 Tim SNAYLAM
ROW 9	17	16 Laura TILLET	18	69 Mark CLYNES
ROW 8	15	5 Cameron THOMPSON	16	7 Paul DEHADRAY
ROW 7	13	66 Pete LITTLER	14	20 Damani MARCANO
ROW 6	11	9 Joe MCMILLAN	12	51 Simon ANDREWS
ROW 5	9	42 Phil MORRIS	10	77 Mark SMITH
ROW 4	7	99 Jack WALKER-TULLY	8	8 Aaron MASON
ROW 3	5	3 Phil HOUSE	6	12 Michael EPPS
ROW 2	3	33 Lucas ORROCK	4	22 Howard FULLER
ROW 1	1	24 Simon RUDD	2	1 Joe FULBROOK
Pole				
				

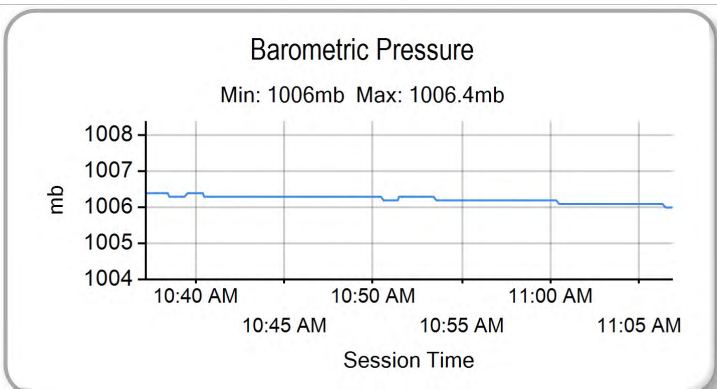
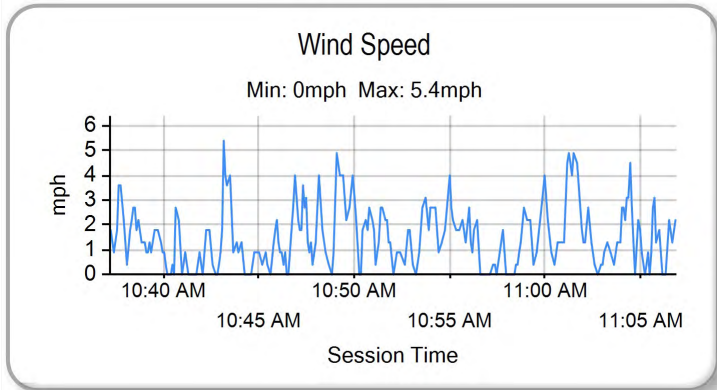
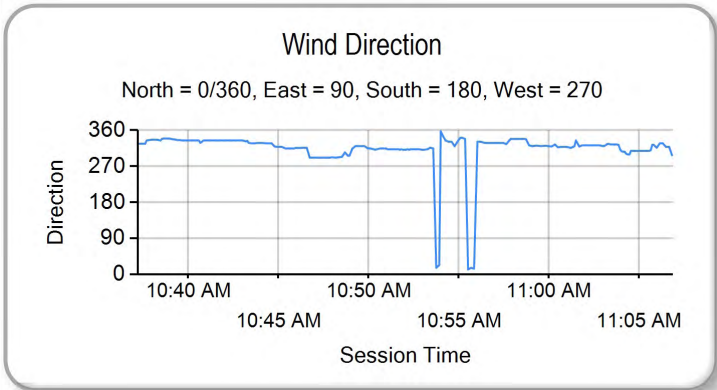
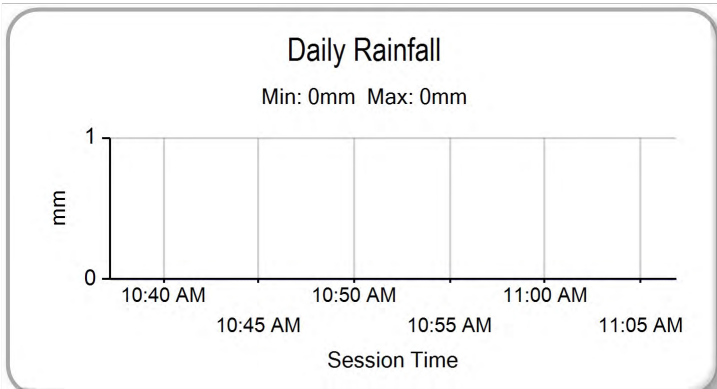
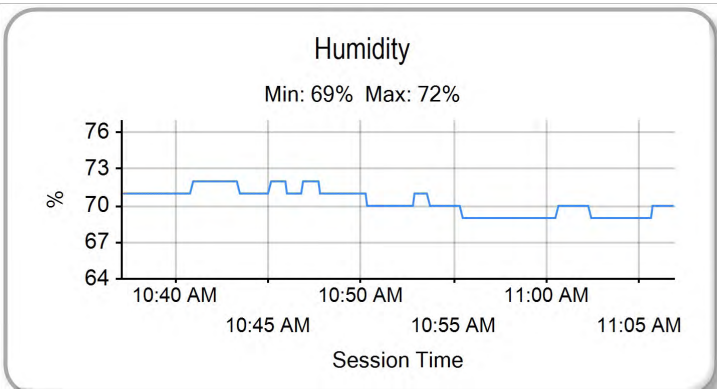
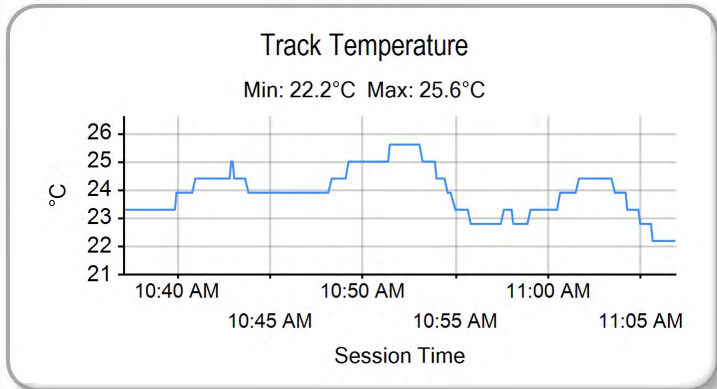
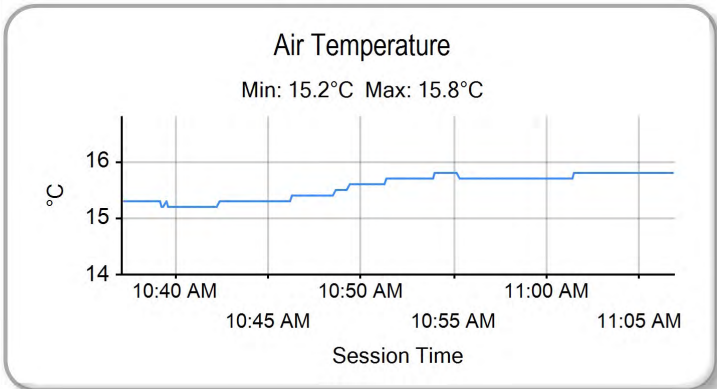
Donington Park GP
Circuit Length = 2.4873 miles

These results are provisional until the conclusion of any judicial and technical matters.

Clerk Of Course :		Timekeeper :	
-------------------	--	--------------	--

Milltek Sport Volkswagen Racing Cup

RACE 1 - ROUND 15 - WEATHER CONDITIONS



Weather / Track : Bright / Dry

Results can be found at www.tsl-timing.com

Donington Park GP
 Circuit Length = 2.4873 miles
 Start: 10:44 Flag 11:05 End: 11:06

Printed - 11:13 Sunday, 13 September 2015

Milltek Sport Volkswagen Racing Cup

RACE 2 - ROUND 16 - CLASSIFICATION

POS	NO	NAME	ENTRY	LAPS	TIME	GAP	DIFF	MPH	BEST	ON
1	12	Michael EPPS	Golf - Team Hard Racing	23	40:21.704			84.98	1:44.250	10
2	24	Simon RUDD	Golf - Team Hard Racing	23	40:22.300	0.596	0.596	84.96	1:44.329	19
3	98	Robert BARRABLE	Golf - Team Hard Racing	23	40:22.807	1.103	0.507	84.94	1:43.907	6
4	22	Howard FULLER	Golf - Team Hard Racing	23	40:25.442	3.738	2.635	84.85	1:44.341	10
5	19	Bobby THOMPSON	Golf - Team Hard Racing	23	40:27.724	6.020	2.282	84.77	1:43.988	13
6	33	Lucas ORROCK	Scirocco - Milltek Sport	23	40:35.454	13.750	7.730	84.50	1:44.834	12
7	99*	Jack WALKER-TULLY	Scirocco - Cooke & Mason	23	40:36.190	14.486	0.736	84.48	1:44.526	4
8	8	Aaron MASON	Scirocco - AWM Motorsport	23	40:36.905	15.201	0.715	84.45	1:44.770	13
9	3	Phil HOUSE	Scirocco - PH Motorsport	23	40:40.024	18.320	3.119	84.34	1:45.096	11
10	9	Joe MCMILLAN	Scirocco - Cobra Engineering	23	40:41.441	19.737	1.417	84.30	1:44.936	21
11	1*	Joe FULBROOK	Golf - AWM/Safe & Sound	23	40:45.719	24.015	4.278	84.15	1:45.201	3
12	6	David SUTTON	Scirocco - Slidesports	23	40:45.750	24.046	0.031	84.15	1:44.979	15
13	20*	Damani MARCANO	Golf - Team Hard Racing	23	41:21.204	59.500	35.454	82.95	1:44.834	13
14	77	Mark SMITH	Scirocco - Infront Motorsport	23	41:23.796	1:02.092	2.592	82.86	1:46.832	13
15	42*	Phil MORRIS	Golf - KPM Racing	23	41:25.956	1:04.252	2.160	82.79	1:46.650	13
16	17	Tim SNAYLAM	Scirocco - AWM Motorsport	23	41:36.899	1:15.195	10.943	82.42	1:46.217	5
17	40	Simon TOMLINSON	Golf - AWM Motorsport	23	41:37.294	1:15.590	0.395	82.41	1:46.428	17
18	16*	Laura TILLET	Golf - Slidesports	23	41:45.080	1:23.376	7.786	82.15	1:47.433	8
19	7	Paul DEHADRAY	Scirocco - JW Bird Motorsport	23	41:46.519	1:24.815	1.439	82.11	1:47.524	15
20	31*	Matthew WILSON	Golf - Complete Racing	23	41:54.824	1:33.120	8.305	81.84	1:47.320	8
21	11	Oliver KING	Scirocco - JW Bird Motorsport	23	42:01.533	1:39.829	6.709	81.62	1:46.837	11
22	69	Mark CLYNES	Scirocco - JW Bird Motorsport	23	42:19.021	1:57.317	17.488	81.06	1:48.100	18
23	2*	Graham EWING	Golf - Slidesports	22	40:43.970	1 Lap	1 Lap	80.54	1:47.331	4

NOT CLASSIFIED

DNF	5	Cameron THOMPSON	Scirocco - Maximum Motorsport	17	32:18.721	6 Laps	5 Laps	78.44	1:47.227	16
NC	66	Pete LITTLER	Scirocco - JW Bird Motorsport	17	41:26.553	6 Laps	9:07.832	61.16	1:46.684	16
DNF	51	Simon ANDREWS	Golf - AWM/Safe & Sound	4	7:55.469	19 Laps	13 Laps	75.04	1:49.148	2

FASTEST LAP

98	Robert BARRABLE	Golf - Team Hard Racing	6	1:43.907	86.17 mph	138.68 kph
----	-----------------	-------------------------	---	----------	-----------	------------

Cars 1, 2, 16, 20, 31, 42 & 99 - 5 Second penalty for exceeding track limits

Cars 2 & 20 - 10 Second penalty for exceeding track limits

Weather / Track : Bright / Dry

These results are provisional until the conclusion of any judicial and technical matters.

Donington Park GP

Circuit Length = 2.4873 miles

Start: 17:04 Flag 17:45 End: 17:47

Clerk Of Course :	Timekeeper :
-------------------	--------------

Milltek Sport Volkswagen Racing Cup

RACE 2 - ROUND 16 - SECTOR ANALYSIS

SECTOR 1 = FL to I1, SECTOR 2 = I1 to I2, SECTOR 3 = I2 to FL, DIFF = Difference To Personal Best Lap

P1 12		Michael EPPS					Golf - Team Hard Racing				
IDEAL LAP TIME : 1:44.046		BEST LAP TIME : 1:44.250					DIFFERENCE : 0.204				
LAP	SECTOR 1		SECTOR 2		SECTOR 3		LAP TIME	MPH	DIFF	TIME OF DAY	
1 -		100.7	42.583	112.7	41.083	81.6	1:53.631	78.80	9.381	17:06:46.541	
2 -	23.618	115.3	41.334	113.5	42.066	80.8	1:47.018	83.67	2.768	17:08:33.559	
3 -	23.535	117.1	41.554	112.9	40.777	82.5	1:45.866	84.58	1.616	17:10:19.425	
4 -	23.241	116.3	40.928	114.5	40.255	81.9	1:44.424	85.75	0.174	17:12:03.849	
5 -	23.341	116.1	41.531	113.1	41.194	82.2	1:46.066	84.42	1.816	17:13:49.915	
6 -	23.285	115.7	41.072	113.7	40.429	81.4	1:44.786	85.45	0.536	17:15:34.701	
7 -	23.351	113.1	41.212	113.5	40.152	81.7	1:44.715	85.51	0.465	17:17:19.416	
8 -	23.368	113.7	41.067	113.5	40.084	81.4	1:44.519	85.67	0.269	17:19:03.935	
9 -	23.312	114.5	41.104	111.8	40.094	81.1	1:44.510	85.68	0.260	17:20:48.445	
10 -	23.265	114.5	40.924	112.5	40.061	81.2	1:44.250 (1)	85.89		17:22:32.695	
11 -	23.270	115.1	40.962	112.9	40.166	81.4	1:44.398 (3)	85.77	0.148	17:24:17.093	
12 -	23.273	115.9	41.091	113.9	40.072	80.6	1:44.436	85.74	0.186	17:26:01.529	
13 -	23.338	113.7	41.298	111.6	40.092	80.7	1:44.728	85.50	0.478	17:27:46.257	
14 -	23.381	113.5	41.196	111.4	40.033	81.0	1:44.610	85.59	0.360	17:29:30.867	
15 -	23.293	113.5	41.322	111.4	40.290	81.0	1:44.905	85.35	0.655	17:31:15.772	
16 -	23.371	113.9	41.086	111.2	39.939	80.7	1:44.396 (2)	85.77	0.146	17:33:00.168	
17 -	23.370	113.7	41.136	112.9	40.180	81.0	1:44.686	85.53	0.436	17:34:44.854	
18 -	23.433	113.5	41.219	111.2	40.190	81.1	1:44.842	85.40	0.592	17:36:29.696	
19 -	23.476	113.3	41.164	111.4	40.113	81.4	1:44.753	85.48	0.503	17:38:14.449	
20 -	23.357	113.9	41.424	111.6	39.881	81.4	1:44.662	85.55	0.412	17:39:59.111	
21 -	23.368	114.1	41.346	111.8	40.181	81.7	1:44.895	85.36	0.645	17:41:44.006	
22 -	23.311	114.1	41.623	113.3	40.326	81.8	1:45.260	85.06	1.010	17:43:29.266	
23 -	23.410	114.1	41.714	113.3	40.224	80.8	1:45.348	84.99	1.098	17:45:14.614	

P2 24		Simon RUDD					Golf - Team Hard Racing				
IDEAL LAP TIME : 1:44.298		BEST LAP TIME : 1:44.329					DIFFERENCE : 0.031				
LAP	SECTOR 1		SECTOR 2		SECTOR 3		LAP TIME	MPH	DIFF	TIME OF DAY	
1 -		110.5	42.621	112.2	41.353	81.0	1:52.103	79.87	7.774	17:06:45.013	
2 -	23.520	113.7	41.541	113.5	41.068	80.5	1:46.129	84.37	1.800	17:08:31.142	
3 -	23.415	114.1	41.423	112.5	40.798	80.6	1:45.636	84.76	1.307	17:10:16.778	
4 -	23.371	112.9	41.317	112.7	40.416	81.8	1:45.104	85.19	0.775	17:12:01.882	
5 -	23.279	113.7	41.191	113.5	40.569	81.3	1:45.039	85.24	0.710	17:13:46.921	
6 -	23.264	113.7	41.262	113.3	40.570	80.9	1:45.096	85.20	0.767	17:15:32.017	
7 -	23.294	113.5	41.218	113.3	40.308	80.9	1:44.820	85.42	0.491	17:17:16.837	
8 -	23.346	111.8	41.317	112.9	40.565	80.6	1:45.228	85.09	0.899	17:19:02.065	
9 -	23.291	114.5	41.190	112.7	40.590	80.2	1:45.071	85.22	0.742	17:20:47.136	
10 -	23.204	114.7	41.183	113.1	40.433	80.8	1:44.820	85.42	0.491	17:22:31.956	
11 -	23.193	113.5	41.195	113.3	40.504	80.8	1:44.892	85.36	0.563	17:24:16.848	
12 -	23.224	115.7	41.061	113.3	40.764	80.8	1:45.049	85.24	0.720	17:26:01.897	
13 -	23.311	113.3	41.339	115.3	40.381	80.6	1:45.031	85.25	0.702	17:27:46.928	
14 -	23.126	113.9	41.271	114.5	40.523	81.9	1:44.920	85.34	0.591	17:29:31.848	
15 -	23.132	114.3	41.210	114.5	40.362	81.8	1:44.704	85.52	0.375	17:31:16.552	
16 -	23.118	115.1	40.983	114.7	40.481	80.7	1:44.582 (3)	85.62	0.253	17:33:01.134	
17 -	23.119	114.7	40.909	114.9	40.512	81.3	1:44.540 (2)	85.65	0.211	17:34:45.674	
18 -	23.191	113.9	41.176	114.3	40.749	81.0	1:45.116	85.18	0.787	17:36:30.790	
19 -	23.101	115.3	40.923	114.9	40.305	81.6	1:44.329 (1)	85.82		17:38:15.119	
20 -	23.084	114.9	41.231	116.1	40.564	81.4	1:44.879	85.37	0.550	17:39:59.998	
21 -	23.269	115.7	40.988	114.5	40.339	82.4	1:44.596	85.60	0.267	17:41:44.594	
22 -	23.099	114.5	41.344	114.3	40.843	81.4	1:45.286	85.04	0.957	17:43:29.880	
23 -	23.108	115.3	41.541	115.7	40.681	80.5	1:45.330	85.01	1.001	17:45:15.210	

P3 98		Robert BARRABLE					Golf - Team Hard Racing				
IDEAL LAP TIME : 1:43.540		BEST LAP TIME : 1:43.907					DIFFERENCE : 0.367				
LAP	SECTOR 1		SECTOR 2		SECTOR 3		LAP TIME	MPH	DIFF	TIME OF DAY	
1 -		93.3	44.025	116.3	42.081	83.0	1:59.291	75.06	15.384	17:06:52.201	
2 -	23.668	114.9	41.478	113.1	40.611	82.4	1:45.757	84.67	1.850	17:08:37.958	
3 -	23.303	115.7	41.277	113.5	39.949	82.2	1:44.529	85.66	0.622	17:10:22.487	
4 -	23.190	116.5	40.767	114.1	40.782	81.6	1:44.739	85.49	0.832	17:12:07.226	

Weather / Track : Bright / Dry

Donington Park GP
Circuit Length = 2.4873 miles
Start: 17:04 Flag 17:45 End: 17:47

Milltek Sport Volkswagen Racing Cup

RACE 2 - ROUND 16 - SECTOR ANALYSIS

SECTOR 1 = FL to I1, SECTOR 2 = I1 to I2, SECTOR 3 = I2 to FL, DIFF = Difference To Personal Best Lap

5 -	23.406	111.6	41.453	113.9	40.546	81.3	1:45.405	84.95	1.498	17:13:52.631
6 -	23.136	115.9	40.654	116.3	40.117	81.3	1:43.907 (1)	86.17		17:15:36.538
7 -	23.207	116.3	40.941	115.3	40.807	81.9	1:44.955	85.31	1.048	17:17:21.493
8 -	23.175	111.4	41.309	114.7	40.328	82.9	1:44.812	85.43	0.905	17:19:06.305
9 -	23.180	115.7	40.900	115.5	40.469	81.6	1:44.549	85.64	0.642	17:20:50.854
10 -	23.064	115.5	40.751	114.5	40.366	80.5	1:44.181 (3)	85.95	0.274	17:22:35.035
11 -	23.102	115.9	41.050	113.5	41.376	81.6	1:45.528	84.85	1.621	17:24:20.563
12 -	23.276	115.7	40.977	114.5	39.995	82.7	1:44.248	85.89	0.341	17:26:04.811
13 -	23.295	114.7	41.001	114.9	40.276	82.8	1:44.572	85.62	0.665	17:27:49.383
14 -	23.277	114.5	41.037	114.7	40.063	82.7	1:44.377	85.78	0.470	17:29:33.760
15 -	23.375	113.7	40.965	112.9	39.822	83.0	1:44.162 (2)	85.96	0.255	17:31:17.922
16 -	24.085	114.1	40.872	113.3	39.939	82.2	1:44.896	85.36	0.989	17:33:02.818
17 -	23.217	114.7	40.891	114.5	40.113	82.9	1:44.221	85.91	0.314	17:34:47.039
18 -	23.246	114.7	40.911	113.3	40.192	82.3	1:44.349	85.81	0.442	17:36:31.388
19 -	23.339	114.9	41.000	112.7	40.115	83.8	1:44.454	85.72	0.547	17:38:15.842
20 -	23.346	114.9	40.839	115.7	40.263	83.9	1:44.448	85.73	0.541	17:40:00.290
21 -	23.248	115.9	40.983	113.7	40.384	83.8	1:44.615	85.59	0.708	17:41:44.905
22 -	23.163	116.1	41.149	114.1	41.110	82.5	1:45.422	84.93	1.515	17:43:30.327
23 -	23.313	115.1	41.071	116.3	41.006	78.8	1:45.390	84.96	1.483	17:45:15.717

P4	22	Howard FULLER				Golf - Team Hard Racing				
IDEAL LAP TIME : 1:44.039		BEST LAP TIME : 1:44.341				DIFFERENCE : 0.302				

LAP	SECTOR 1	SECTOR 2	SECTOR 3	LAP TIME	MPH	DIFF	TIME OF DAY			
1 -	107.2	42.509	113.9	41.486	82.0	1:52.840	79.35	8.499	17:06:45.750	
2 -	23.438	112.7	41.207	115.7	43.129	81.9	1:47.774	83.08	3.433	17:08:33.524
3 -	23.348	115.9	41.755	112.7	41.513	81.4	1:46.616	83.98	2.275	17:10:20.140
4 -	23.582	113.1	40.867	115.5	40.409	82.2	1:44.858	85.39	0.517	17:12:04.998
5 -	23.202	116.3	40.646	116.7	41.773	82.9	1:45.621	84.77	1.280	17:13:50.619
6 -	23.590	110.9	41.616	116.1	40.276	82.3	1:45.482	84.89	1.141	17:15:36.101
7 -	23.342	117.5	41.031	115.5	40.485	82.8	1:44.858	85.39	0.517	17:17:20.959
8 -	23.125	115.3	40.860	114.9	40.584	81.2	1:44.569	85.63	0.228	17:19:05.528
9 -	23.278	115.9	40.951	113.7	40.580	81.6	1:44.809	85.43	0.468	17:20:50.337
10 -	23.198	116.1	40.875	113.5	40.268	81.9	1:44.341 (1)	85.81		17:22:34.678
11 -	23.224	116.3	41.376	113.1	41.776	81.2	1:46.376	84.17	2.035	17:24:21.054
12 -	23.210	117.1	40.977	114.3	40.501	81.6	1:44.688	85.53	0.347	17:26:05.742
13 -	23.220	116.1	40.928	114.1	40.290	81.8	1:44.438 (2)	85.73	0.097	17:27:50.180
14 -	23.270	115.9	40.860	114.3	40.325	81.9	1:44.455 (3)	85.72	0.114	17:29:34.635
15 -	23.324	114.9	41.029	113.1	40.438	82.2	1:44.791	85.45	0.450	17:31:19.426
16 -	23.296	116.3	41.041	113.9	40.367	82.1	1:44.704	85.52	0.363	17:33:04.130
17 -	23.247	115.7	40.905	114.1	40.379	81.2	1:44.531	85.66	0.190	17:34:48.661
18 -	23.320	115.9	41.150	113.3	40.311	82.0	1:44.781	85.45	0.440	17:36:33.442
19 -	23.326	115.1	41.538	111.2	40.362	81.6	1:45.226	85.09	0.885	17:38:18.668
20 -	23.290	115.7	41.049	113.3	40.276	81.7	1:44.615	85.59	0.274	17:40:03.283
21 -	23.266	115.3	41.022	113.3	40.537	81.8	1:44.825	85.42	0.484	17:41:48.108
22 -	23.513	114.7	41.054	113.5	40.752	82.3	1:45.319	85.02	0.978	17:43:33.427
23 -	23.527	115.5	41.037	112.9	40.361	80.1	1:44.925	85.34	0.584	17:45:18.352

P5	19	Bobby THOMPSON				Golf - Team Hard Racing				
IDEAL LAP TIME : 1:43.551		BEST LAP TIME : 1:43.988				DIFFERENCE : 0.437				

LAP	SECTOR 1	SECTOR 2	SECTOR 3	LAP TIME	MPH	DIFF	TIME OF DAY			
1 -	92.1	44.869	114.9	42.688	83.6	2:01.525	73.68	17.537	17:06:54.435	
2 -	23.529	116.7	42.233	114.1	41.639	83.5	1:47.401	83.37	3.413	17:08:41.836
3 -	23.218	117.3	41.696	115.7	40.554	82.8	1:45.468	84.90	1.480	17:10:27.304
4 -	23.256	116.5	40.677	114.9	40.952	83.3	1:44.885	85.37	0.897	17:12:12.189
5 -	23.305	116.1	41.213	113.5	39.996	82.2	1:44.514	85.67	0.526	17:13:56.703
6 -	23.225	114.3	40.470	114.9	41.070	82.8	1:44.765	85.47	0.777	17:15:41.468
7 -	23.302	114.9	40.903	114.5	41.179	83.4	1:45.384	84.96	1.396	17:17:26.852
8 -	23.260	114.5	41.477	114.7	40.459	82.0	1:45.196	85.12	1.208	17:19:12.048
9 -	23.085	115.5	40.894	112.9	40.049	80.4	1:44.028 (2)	86.07	0.040	17:20:56.076
10 -	23.258	114.5	40.691	114.5	40.419	82.5	1:44.368	85.79	0.380	17:22:40.444
11 -	23.276	115.5	40.668	113.7	40.394	81.9	1:44.338	85.82	0.350	17:24:24.782
12 -	23.207	114.1	40.643	114.5	40.226	82.6	1:44.076 (3)	86.03	0.088	17:26:08.858
13 -	23.147	114.9	40.547	114.7	40.294	81.0	1:43.988 (1)	86.11		17:27:52.846

Donington Park GP
 Circuit Length = 2.4873 miles
 Start: 17:04 Flag 17:45 End: 17:47

Weather / Track : Bright / Dry

Milltek Sport Volkswagen Racing Cup

RACE 2 - ROUND 16 - SECTOR ANALYSIS

SECTOR 1 = FL to I1, SECTOR 2 = I1 to I2, SECTOR 3 = I2 to FL, DIFF = Difference To Personal Best Lap

14 -	23.086	115.1	40.837	116.3	40.521	80.8	1:44.444	85.73	0.456	17:29:37.290
15 -	23.136	115.1	40.642	113.3	40.379	82.6	1:44.157	85.97	0.169	17:31:21.447
16 -	23.394	111.8	41.157	113.5	41.655	80.3	1:46.206	84.31	2.218	17:33:07.653
17 -	23.529	112.4	41.194	115.1	40.388	84.0	1:45.111	85.19	1.123	17:34:52.764
18 -	23.292	113.9	40.681	113.5	40.674	81.4	1:44.647	85.56	0.659	17:36:37.411
19 -	23.198	114.3	40.806	113.1	40.415	82.0	1:44.419	85.75	0.431	17:38:21.830
20 -	23.327	114.9	40.838	112.0	40.258	82.3	1:44.423	85.75	0.435	17:40:06.253
21 -	23.257	114.1	40.749	113.9	40.604	83.9	1:44.610	85.59	0.622	17:41:50.863
22 -	23.230	114.9	41.161	114.1	40.246	82.5	1:44.637	85.57	0.649	17:43:35.500
23 -	23.201	114.9	41.252	111.6	40.681	77.3	1:45.134	85.17	1.146	17:45:20.634

P6	33	Lucas ORROCK				Scirocco - Milltek Sport				
IDEAL LAP TIME : 1:44.661		BEST LAP TIME : 1:44.834			DIFFERENCE : 0.173					

LAP	SECTOR 1		SECTOR 2		SECTOR 3		LAP TIME	MPH	DIFF	TIME OF DAY
1 -		102.6	43.079	113.9	41.565	81.8	1:54.689	78.07	9.855	17:06:47.599
2 -	23.655	116.9	41.614	114.1	41.545	81.4	1:46.814	83.83	1.980	17:08:34.413
3 -	23.608	116.1	41.242	115.9	41.204	81.3	1:46.054	84.43	1.220	17:10:20.467
4 -	23.651	111.1	41.470	114.7	40.492	82.0	1:45.613	84.78	0.779	17:12:06.080
5 -	23.461	115.9	41.189	115.1	40.614	82.2	1:45.264	85.06	0.430	17:13:51.344
6 -	23.522	115.5	41.415	113.1	41.153	81.7	1:46.090	84.40	1.256	17:15:37.434
7 -	23.715	114.5	41.322	114.1	40.693	82.3	1:45.730	84.69	0.896	17:17:23.164
8 -	23.612	114.3	41.043	114.7	40.268	82.1	1:44.923 (3)	85.34	0.089	17:19:08.087
9 -	23.417	116.1	41.118	114.9	40.745	82.1	1:45.280	85.05	0.446	17:20:53.367
10 -	23.409	115.3	42.049	113.5	40.565	81.7	1:46.023	84.45	1.189	17:22:39.390
11 -	23.584	115.1	41.360	113.3	41.180	80.5	1:46.124	84.37	1.290	17:24:25.514
12 -	23.449	115.7	41.105	114.3	40.280	81.2	1:44.834 (1)	85.41		17:26:10.348
13 -	23.401	115.7	41.150	114.1	40.408	81.6	1:44.959	85.31	0.125	17:27:55.307
14 -	23.386	115.3	41.369	114.1	40.625	81.8	1:45.380	84.97	0.546	17:29:40.687
15 -	23.588	113.9	41.339	114.1	40.466	81.4	1:45.393	84.96	0.559	17:31:26.080
16 -	23.425	115.5	41.337	113.7	40.332	81.4	1:45.094	85.20	0.260	17:33:11.174
17 -	23.430	115.5	41.393	114.3	40.513	81.4	1:45.336	85.00	0.502	17:34:56.510
18 -	23.435	114.9	41.101	115.1	40.378	81.4	1:44.914 (2)	85.35	0.080	17:36:41.424
19 -	23.502	115.9	41.275	114.7	40.443	81.7	1:45.220	85.10	0.386	17:38:26.644
20 -	23.460	115.7	41.483	115.1	40.419	82.0	1:45.362	84.98	0.528	17:40:12.006
21 -	23.350	114.9	41.345	115.1	40.573	81.9	1:45.268	85.06	0.434	17:41:57.274
22 -	23.599	113.3	41.504	114.3	40.577	82.0	1:45.680	84.73	0.846	17:43:42.954
23 -	23.519	115.3	41.429	114.1	40.462	81.4	1:45.410	84.94	0.576	17:45:28.364

P7	99	Jack WALKER-TULLY				Scirocco - Cooke & Mason				
IDEAL LAP TIME : 1:44.192		BEST LAP TIME : 1:44.526			DIFFERENCE : 0.334					

LAP	SECTOR 1		SECTOR 2		SECTOR 3		LAP TIME	MPH	DIFF	TIME OF DAY
1 -		105.0	42.691	114.7	40.976	80.2	1:53.405	78.95	8.879	17:06:46.315
2 -	23.451	114.7	41.352	115.9	42.130	80.0	1:46.933	83.73	2.407	17:08:33.248
3 -	23.332	117.5	41.247	116.5	41.257	80.1	1:45.836	84.60	1.310	17:10:19.084
4 -	23.294	116.3	40.866	114.7	40.366	80.9	1:44.526 (1)	85.66		17:12:03.610
5 -	23.358	114.9	41.511	115.9	41.847	80.9	1:46.716	83.90	2.190	17:13:50.326
6 -	23.666	116.3	40.770	115.3	40.816	80.3	1:45.252	85.07	0.726	17:15:35.578
7 -	23.334	116.9	40.836	116.3	40.639	79.7	1:44.809	85.43	0.283	17:17:20.387
8 -	23.456	112.5	41.422	115.5	40.599	80.5	1:45.477	84.89	0.951	17:19:05.864
9 -	23.186	116.9	40.958	115.5	40.710	80.0	1:44.854	85.39	0.328	17:20:50.718
10 -	23.556	115.7	41.566	114.5	40.589	79.3	1:45.711	84.70	1.185	17:22:36.429
11 -	23.517	115.5	41.409	114.5	40.794	79.7	1:45.720	84.69	1.194	17:24:22.149
12 -	23.407	115.9	40.949	114.7	40.268	79.8	1:44.624 (3)	85.58	0.098	17:26:06.773
13 -	23.390	115.9	40.881	114.9	40.365	79.7	1:44.636	85.57	0.110	17:27:51.409
14 -	23.367	116.1	40.952	114.1	40.236	79.9	1:44.555 (2)	85.64	0.029	17:29:35.964
15 -	23.328	115.7	41.093	114.5	40.619	79.6	1:45.040	85.24	0.514	17:31:21.004
16 -	23.513	116.5	41.338	114.3	41.356	78.5	1:46.207	84.31	1.681	17:33:07.211
17 -	23.708	115.1	41.237	114.7	40.314	79.4	1:45.259	85.07	0.733	17:34:52.470
18 -	23.355	115.5	41.438	114.9	40.838	79.5	1:45.631	84.77	1.105	17:36:38.101
19 -	23.477	115.9	41.278	114.1	40.357	80.4	1:45.112	85.18	0.586	17:38:23.213
20 -	23.494	113.5	41.146	113.9	40.442	80.5	1:45.082	85.21	0.556	17:40:08.295
21 -	23.492	114.9	41.202	113.7	40.570	80.2	1:45.264	85.06	0.738	17:41:53.559
22 -	23.479	114.9	41.278	113.9	40.261	80.2	1:45.018	85.26	0.492	17:43:38.577

Donington Park GP
 Circuit Length = 2.4873 miles
 Start: 17:04 Flag 17:45 End: 17:47

Weather / Track : Bright / Dry

Milltek Sport Volkswagen Racing Cup

RACE 2 - ROUND 16 - SECTOR ANALYSIS

SECTOR 1 = FL to I1, SECTOR 2 = I1 to I2, SECTOR 3 = I2 to FL, DIFF = Difference To Personal Best Lap

23 - 23.494 114.7 41.376 113.9 40.653 78.8 1:45.523 84.85 0.997 17:45:24.100

P8 8		Aaron MASON		Scirocco - AWM Motorsport							
IDEAL LAP TIME : 1:44.421		BEST LAP TIME : 1:44.770		DIFFERENCE : 0.349							
LAP	SECTOR 1	SECTOR 2	SECTOR 3	LAP TIME	MPH	DIFF	TIME OF DAY				
1 -	98.8	43.352	114.5	40.773	83.3	1:54.357	78.30	9.587	17:06:47.267		
2 -	23.570 111.4	41.480 114.7	41.635 83.3	1:46.685	83.93	1.915	17:08:33.952				
3 -	23.478 111.2	41.395 116.1	41.231 82.4	1:46.104	84.39	1.334	17:10:20.056				
4 -	23.692 106.8	41.301 115.7	40.652 83.8	1:45.645	84.75	0.875	17:12:05.701				
5 -	23.276 115.7	41.267 114.5	40.697 84.7	1:45.240	85.08	0.470	17:13:50.941				
6 -	23.251 108.7	41.251 115.7	40.323 83.1	1:44.825	85.42	0.055	17:15:35.766				
7 -	23.440 113.5	41.000 115.9	41.127 83.8	1:45.567	84.82	0.797	17:17:21.333				
8 -	23.156 113.7	41.153 115.7	41.037 83.6	1:45.346	85.00	0.576	17:19:06.679				
9 -	23.260 115.5	41.107 116.3	40.450 82.8	1:44.817 (3)	85.42	0.047	17:20:51.496				
10 -	23.340 112.0	41.306 116.1	40.540 81.7	1:45.186	85.12	0.416	17:22:36.682				
11 -	23.735 113.3	41.364 115.5	40.836 80.5	1:45.935	84.52	1.165	17:24:22.617				
12 -	23.338 113.9	41.193 115.5	40.274 80.7	1:44.805 (2)	85.43	0.035	17:26:07.422				
13 -	23.182 112.9	41.137 115.7	40.451 80.4	1:44.770 (1)	85.46		17:27:52.192				
14 -	23.147 115.9	41.212 114.9	40.894 81.4	1:45.253	85.07	0.483	17:29:37.445				
15 -	23.569 115.5	41.523 114.7	41.308 81.3	1:46.400	84.15	1.630	17:31:23.845				
16 -	23.617 111.4	41.859 113.7	40.556 83.1	1:46.032	84.45	1.262	17:33:09.877				
17 -	23.410 115.7	41.575 114.9	40.714 82.7	1:45.699	84.71	0.929	17:34:55.576				
18 -	23.423 115.5	41.277 113.3	40.821 83.8	1:45.521	84.85	0.751	17:36:41.097				
19 -	23.289 115.1	41.142 115.7	40.769 82.5	1:45.200	85.11	0.430	17:38:26.297				
20 -	23.599 112.9	41.287 114.3	40.400 83.8	1:45.286	85.04	0.516	17:40:11.583				
21 -	23.390 113.9	41.369 114.1	41.307 80.8	1:46.066	84.42	1.296	17:41:57.649				
22 -	23.622 110.3	41.795 115.9	40.967 83.4	1:46.384	84.17	1.614	17:43:44.033				
23 -	23.366 112.0	41.519 115.1	40.897 79.9	1:45.782	84.65	1.012	17:45:29.815				

P9 3		Phil HOUSE		Scirocco - PH Motorsport							
IDEAL LAP TIME : 1:44.753		BEST LAP TIME : 1:45.096		DIFFERENCE : 0.343							
LAP	SECTOR 1	SECTOR 2	SECTOR 3	LAP TIME	MPH	DIFF	TIME OF DAY				
1 -	104.2	42.252	115.3	41.707	81.2	1:53.134	79.14	8.038	17:06:46.044		
2 -	23.558 112.7	41.181 114.7	44.152 83.6	1:48.891	82.23	3.795	17:08:34.935				
3 -	23.847 110.3	41.412 116.3	40.909 82.7	1:46.168	84.34	1.072	17:10:21.103				
4 -	23.846 107.8	41.262 117.3	41.251 82.4	1:46.359	84.19	1.263	17:12:07.462				
5 -	23.525 113.5	42.040 113.1	40.817 81.3	1:46.382	84.17	1.286	17:13:53.844				
6 -	23.914 101.0	41.451 116.3	40.817 81.3	1:46.182	84.33	1.086	17:15:40.026				
7 -	23.780 113.7	41.815 114.7	40.928 82.8	1:46.523	84.06	1.427	17:17:26.549				
8 -	23.390 114.1	41.819 114.9	40.735 83.3	1:45.944	84.52	0.848	17:19:12.493				
9 -	23.379 113.5	41.374 113.9	40.471 82.1	1:45.224	85.09	0.128	17:20:57.717				
10 -	23.597 114.7	41.417 114.5	40.256 81.9	1:45.270	85.06	0.174	17:22:42.987				
11 -	23.523 114.3	41.245 114.9	40.328 81.8	1:45.096 (1)	85.20		17:24:28.083				
12 -	23.526 115.5	41.525 113.9	40.503 82.0	1:45.554	84.83	0.458	17:26:13.637				
13 -	23.574 115.1	41.201 114.7	40.368 81.8	1:45.143	85.16	0.047	17:27:58.780				
14 -	23.493 114.9	41.118 115.1	40.517 82.4	1:45.128 (2)	85.17	0.032	17:29:43.908				
15 -	23.441 111.4	41.206 116.3	40.777 82.5	1:45.424	84.93	0.328	17:31:29.332				
16 -	23.558 113.3	41.578 114.9	40.940 81.1	1:46.076	84.41	0.980	17:33:15.408				
17 -	23.508 114.3	41.165 114.5	40.468 81.1	1:45.141 (3)	85.16	0.045	17:35:00.549				
18 -	23.597 114.5	41.341 114.1	40.501 81.6	1:45.439	84.92	0.343	17:36:45.988				
19 -	23.406 115.5	41.309 113.9	40.621 81.4	1:45.336	85.00	0.240	17:38:31.324				
20 -	23.591 114.1	41.241 114.5	40.613 81.2	1:45.445	84.92	0.349	17:40:16.769				
21 -	23.564 114.1	41.293 113.9	40.418 81.2	1:45.275	85.05	0.179	17:42:02.044				
22 -	23.515 115.7	41.359 114.5	40.539 82.5	1:45.413	84.94	0.317	17:43:47.457				
23 -	23.633 111.4	41.276 114.7	40.568 77.4	1:45.477	84.89	0.381	17:45:32.934				

P10 9		Joe MCMILLAN		Scirocco - Cobra Engineering							
IDEAL LAP TIME : 1:44.637		BEST LAP TIME : 1:44.936		DIFFERENCE : 0.299							
LAP	SECTOR 1	SECTOR 2	SECTOR 3	LAP TIME	MPH	DIFF	TIME OF DAY				
1 -	103.2	43.258	115.5	41.248	81.1	1:55.058	77.82	10.122	17:06:47.968		
2 -	23.534 112.0	41.849 114.7	41.349 81.7	1:46.732	83.89	1.796	17:08:34.700				
3 -	23.585 110.5	41.540 114.1	41.199 80.8	1:46.324	84.21	1.388	17:10:21.024				

Donington Park GP
 Circuit Length = 2.4873 miles
 Start: 17:04 Flag 17:45 End: 17:47

Weather / Track : Bright / Dry

Milltek Sport Volkswagen Racing Cup

RACE 2 - ROUND 16 - SECTOR ANALYSIS

SECTOR 1 = FL to I1, SECTOR 2 = I1 to I2, SECTOR 3 = I2 to FL, DIFF = Difference To Personal Best Lap

4 -	23.770	111.8	41.115	114.5	41.129	79.8	1:46.014	84.46	1.078	17:12:07.038
5 -	23.554	113.5	42.314	114.3	41.151	80.6	1:47.019	83.67	2.083	17:13:54.057
6 -	23.586	110.9	41.398	113.3	40.844	80.3	1:45.828	84.61	0.892	17:15:39.885
7 -	23.772	111.4	41.669	114.1	40.744	81.1	1:46.185	84.32	1.249	17:17:26.070
8 -	23.378	112.4	41.876	113.9	40.910	80.8	1:46.164	84.34	1.228	17:19:12.234
9 -	23.197	111.2	41.675	114.1	41.246	80.0	1:46.118	84.38	1.182	17:20:58.352
10 -	23.321	112.7	41.401	114.7	40.879	79.7	1:45.601	84.79	0.665	17:22:43.953
11 -	23.349	114.7	41.254	114.7	40.703	80.0	1:45.306	85.03	0.370	17:24:29.259
12 -	23.471	114.3	41.573	114.3	41.051	80.7	1:46.095	84.40	1.159	17:26:15.354
13 -	23.316	114.5	41.432	113.3	40.793	79.7	1:45.541	84.84	0.605	17:28:00.895
14 -	23.331	114.7	41.520	113.7	40.880	79.8	1:45.731	84.69	0.795	17:29:46.626
15 -	23.256	112.7	41.290	114.7	40.817	79.7	1:45.363	84.98	0.427	17:31:31.989
16 -	23.337	114.3	41.302	113.7	40.622	80.4	1:45.261	85.06	0.325	17:33:17.250
17 -	23.370	113.9	41.442	114.1	40.953	81.2	1:45.765	84.66	0.829	17:35:03.015
18 -	23.389	112.7	41.301	113.5	40.523	80.7	1:45.213 (3)	85.10	0.277	17:36:48.228
19 -	23.272	114.1	41.531	112.5	40.598	80.7	1:45.401	84.95	0.465	17:38:33.629
20 -	23.227	115.3	41.240	112.7	40.651	80.5	1:45.118 (2)	85.18	0.182	17:40:18.747
21 -	23.478	113.9	41.133	114.1	40.325	81.2	1:44.936 (1)	85.33		17:42:03.683
22 -	23.304	113.3	41.340	113.1	40.666	81.4	1:45.310	85.02	0.374	17:43:48.993
23 -	23.239	113.9	41.241	113.9	40.878	80.0	1:45.358	84.99	0.422	17:45:34.351

P11	1	Joe FULBROOK	Golf - AWM/Safe & Sound							
IDEAL LAP TIME : 1:44.636		BEST LAP TIME : 1:45.201		DIFFERENCE : 0.565						

LAP	SECTOR 1	SECTOR 2	SECTOR 3	LAP TIME	MPH	DIFF	TIME OF DAY			
1 -	106.6	42.476	113.9	41.552	81.9	1:52.536	79.56	7.335	17:06:45.446	
2 -	23.524	114.9	41.324	115.1	42.463	81.4	1:47.311	83.44	2.110	17:08:32.757
3 -	23.417	113.5	41.544	116.1	40.240	82.5	1:45.201 (1)	85.11		17:10:17.958
4 -	23.516	114.7	41.122	114.7	40.786	82.8	1:45.424	84.93	0.223	17:12:03.382
5 -	23.412	117.1	41.609	115.1	41.189	82.7	1:46.210	84.30	1.009	17:13:49.592
6 -	23.462	115.1	41.082	115.7	40.999	82.4	1:45.543	84.84	0.342	17:15:35.135
7 -	23.396	113.7	41.064	116.1	41.148	82.6	1:45.608	84.78	0.407	17:17:20.743
8 -	24.142	100.6	41.569	114.5	40.854	81.2	1:46.565	84.02	1.364	17:19:07.308
9 -	23.472	115.3	41.570	114.9	40.777	81.9	1:45.819	84.62	0.618	17:20:53.127
10 -	23.400	114.7	42.515	113.1	41.135	81.8	1:47.050	83.64	1.849	17:22:40.177
11 -	23.799	112.7	41.927	114.1	40.779	82.0	1:46.505	84.07	1.304	17:24:26.682
12 -	23.480	115.7	41.200	114.9	40.647	81.7	1:45.327	85.01	0.126	17:26:12.009
13 -	23.646	114.7	41.361	114.5	40.836	80.8	1:45.843	84.60	0.642	17:27:57.852
14 -	23.585	114.3	41.442	114.5	40.660	81.3	1:45.687	84.72	0.486	17:29:43.539
15 -	23.444	114.7	41.333	114.1	40.755	81.7	1:45.532	84.85	0.331	17:31:29.071
16 -	23.578	113.3	41.596	113.9	41.580	81.4	1:46.754	83.87	1.553	17:33:15.825
17 -	23.449	115.1	41.228	115.5	40.587	81.3	1:45.264 (2)	85.06	0.063	17:35:01.089
18 -	23.598	115.1	41.177	114.7	40.599	80.1	1:45.374	84.97	0.173	17:36:46.463
19 -	23.551	115.1	41.134	115.3	40.627	80.9	1:45.312 (3)	85.02	0.111	17:38:31.775
20 -	23.444	114.3	41.160	115.7	40.891	81.7	1:45.495	84.88	0.294	17:40:17.270
21 -	23.643	115.1	41.088	115.5	40.792	81.3	1:45.523	84.85	0.322	17:42:02.793
22 -	23.528	115.1	41.173	115.1	40.638	82.6	1:45.339	85.00	0.138	17:43:48.132
23 -	23.496	115.7	41.000	116.1	41.001	78.9	1:45.497	84.87	0.296	17:45:33.629

P12	6	David SUTTON	Scirocco - Slidesports							
IDEAL LAP TIME : 1:44.779		BEST LAP TIME : 1:44.979		DIFFERENCE : 0.200						

LAP	SECTOR 1	SECTOR 2	SECTOR 3	LAP TIME	MPH	DIFF	TIME OF DAY			
1 -	86.2	45.239	116.5	41.879	82.2	1:59.678	74.82	14.699	17:06:52.588	
2 -	23.797	115.9	42.493	116.1	40.546	82.0	1:46.836	83.81	1.857	17:08:39.424
3 -	23.449	112.7	42.617	114.7	40.487	81.4	1:46.553	84.03	1.574	17:10:25.977
4 -	23.354	114.7	41.660	116.5	40.791	80.6	1:45.805	84.63	0.826	17:12:11.782
5 -	23.436	114.7	42.168	115.7	40.675	81.8	1:46.279	84.25	1.300	17:13:58.061
6 -	23.411	114.5	41.673	115.3	40.766	81.0	1:45.850	84.59	0.871	17:15:43.911
7 -	23.479	116.5	41.752	115.3	40.922	81.2	1:46.153	84.35	1.174	17:17:30.064
8 -	23.283	115.9	42.024	114.1	40.952	80.4	1:46.259	84.27	1.280	17:19:16.323
9 -	23.399	116.5	41.836	114.9	40.871	81.2	1:46.106	84.39	1.127	17:21:02.429
10 -	23.326	114.9	41.796	115.1	40.660	81.8	1:45.782	84.65	0.803	17:22:48.211
11 -	23.264	115.7	41.763	115.5	40.365	81.0	1:45.392	84.96	0.413	17:24:33.603
12 -	23.275	117.1	41.476	115.5	40.535	80.8	1:45.286	85.04	0.307	17:26:18.889

Donington Park GP
 Circuit Length = 2.4873 miles
 Start: 17:04 Flag 17:45 End: 17:47

Weather / Track : Bright / Dry

Milltek Sport Volkswagen Racing Cup

RACE 2 - ROUND 16 - SECTOR ANALYSIS

SECTOR 1 = FL to I1, SECTOR 2 = I1 to I2, SECTOR 3 = I2 to FL, DIFF = Difference To Personal Best Lap

13 -	23.281	115.7	41.624	115.3	40.626	80.5	1:45.531	84.85	0.552	17:28:04.420
14 -	23.369	116.5	42.034	114.7	40.551	80.6	1:45.954	84.51	0.975	17:29:50.374
15 -	23.323	117.3	41.415	114.7	40.241	81.0	1:44.979 (1)	85.29		17:31:35.353
16 -	23.250	117.1	41.371	115.1	40.518	81.6	1:45.139	85.16	0.160	17:33:20.492
17 -	23.258	116.5	41.403	115.7	40.449	81.6	1:45.110 (3)	85.19	0.131	17:35:05.602
18 -	23.261	117.5	41.343	115.3	40.674	81.4	1:45.278	85.05	0.299	17:36:50.880
19 -	23.302	117.1	41.389	115.5	40.483	82.1	1:45.174	85.13	0.195	17:38:36.054
20 -	23.227	117.3	41.311	115.7	40.536	81.7	1:45.074 (2)	85.22	0.095	17:40:21.128
21 -	23.394	117.1	41.628	115.1	41.091	80.6	1:46.113	84.38	1.134	17:42:07.241
22 -	23.344	117.1	41.365	115.9	40.900	81.2	1:45.609	84.78	0.630	17:43:52.850
23 -	23.270	117.5	41.728	115.3	40.812	81.1	1:45.810	84.62	0.831	17:45:38.660

P13 20

Damani MARCANO

Golf - Team Hard Racing

IDEAL LAP TIME : 1:44.381

BEST LAP TIME : 1:44.834

DIFFERENCE : 0.453

LAP	SECTOR 1	SECTOR 2	SECTOR 3	LAP TIME	MPH	DIFF	TIME OF DAY			
1 -	92.3	43.923	112.9	42.579	80.4	1:58.544	75.53	13.710	17:06:51.454	
2 -	24.637	108.7	43.098	114.3	41.208	81.9	1:48.943	82.19	4.109	17:08:40.397
3 -	23.877	106.8	42.314	114.1	42.202	82.2	1:48.393	82.61	3.559	17:10:28.790
4 -	23.984	112.2	41.729	112.7	40.529	82.4	1:46.242	84.28	1.408	17:12:15.032
5 -	23.572	117.7	41.311	113.1	40.410	82.6	1:45.293	85.04	0.459	17:14:00.325
6 -	23.345	118.3	42.110	113.1	40.910	82.0	1:46.365	84.18	1.531	17:15:46.690
7 -	23.608	109.8	41.817	110.7	40.762	81.9	1:46.187	84.32	1.353	17:17:32.877
8 -	23.691	116.3	41.300	106.6	40.857	80.9	1:45.848	84.59	1.014	17:19:18.725
9 -	23.510	116.7	41.446	112.0	40.837	82.2	1:45.793	84.64	0.959	17:21:04.518
10 -	23.728	116.3	41.519	112.0	40.745	81.2	1:45.992	84.48	1.158	17:22:50.510
11 -	23.412	117.7	41.370	112.2	40.171	82.0	1:44.953 (3)	85.31	0.119	17:24:35.463
12 -	23.361	117.5	41.195	112.2	40.317	80.6	1:44.873 (2)	85.38	0.039	17:26:20.336
13 -	23.359	116.7	41.100	113.3	40.375	82.2	1:44.834 (1)	85.41		17:28:05.170
14 -	23.240	117.1	41.588	112.5	40.578	82.6	1:45.406	84.95	0.572	17:29:50.576
15 -	23.359	114.9	41.396	114.5	40.662	82.1	1:45.417	84.94	0.583	17:31:35.993
16 -	23.480	116.1	40.970	113.9	40.752	81.8	1:45.202	85.11	0.368	17:33:21.195
17 -	23.459	116.5	41.436	112.7	40.971	82.6	1:45.866	84.58	1.032	17:35:07.061
18 -	23.365	116.7	41.276	112.7	40.680	83.0	1:45.321	85.02	0.487	17:36:52.382
19 -	23.419	116.9	41.202	112.5	40.854	81.2	1:45.475	84.89	0.641	17:38:37.857
20 -	23.586	116.5	41.337	112.7	IN PIT		1:47.128 P	83.58	2.294	17:40:24.985
21 -	OUTLAP	116.5	41.859	111.4	41.516	81.0	2:01.015	73.99	16.181	17:42:26.000
22 -	23.795	115.9	41.507	111.4	41.797	82.7	1:47.099	83.60	2.265	17:44:13.099
23 -	23.540	114.3	41.551	111.2	40.924	79.7	1:46.015	84.46	1.181	17:45:59.114

P14 77

Mark SMITH

Sirocco - Infront Motorsport

IDEAL LAP TIME : 1:46.561

BEST LAP TIME : 1:46.832

DIFFERENCE : 0.271

LAP	SECTOR 1	SECTOR 2	SECTOR 3	LAP TIME	MPH	DIFF	TIME OF DAY			
1 -	94.7	43.754	115.7	41.883	81.3	1:57.040	76.50	10.208	17:06:49.950	
2 -	23.995	112.5	42.477	115.3	42.255	81.7	1:48.727	82.35	1.895	17:08:38.677
3 -	23.947	108.0	43.617	115.7	42.285	80.7	1:49.849	81.51	3.017	17:10:28.526
4 -	24.096	110.9	43.187	113.7	42.098	81.4	1:49.381	81.86	2.549	17:12:17.907
5 -	23.841	108.5	42.217	114.3	41.753	82.3	1:47.811	83.05	0.979	17:14:05.718
6 -	23.787	107.2	42.433	114.7	41.544	79.9	1:47.764	83.09	0.932	17:15:53.482
7 -	23.664	113.1	42.022	114.7	41.352	82.2	1:47.038	83.65	0.206	17:17:40.520
8 -	23.672	110.1	42.612	114.1	41.729	82.1	1:48.013	82.90	1.181	17:19:28.533
9 -	23.775	109.8	42.029	114.9	41.235	80.5	1:47.039	83.65	0.207	17:21:15.572
10 -	23.642	109.6	42.314	113.9	41.412	81.9	1:47.368	83.39	0.536	17:23:02.940
11 -	23.652	110.3	41.993	114.7	41.388	80.5	1:47.033	83.66	0.201	17:24:49.973
12 -	23.731	110.3	42.101	114.7	41.312	80.9	1:47.144	83.57	0.312	17:26:37.117
13 -	23.613	112.2	42.207	115.3	41.012	81.7	1:46.832 (1)	83.81		17:28:23.949
14 -	23.665	108.9	42.354	114.3	41.351	81.6	1:47.370	83.39	0.538	17:30:11.319
15 -	23.594	110.7	41.987	114.7	41.589	80.9	1:47.170	83.55	0.338	17:31:58.489
16 -	23.641	112.2	42.134	115.7	41.316	81.2	1:47.091	83.61	0.259	17:33:45.580
17 -	23.657	114.1	42.187	114.7	41.178	80.1	1:47.022 (3)	83.66	0.190	17:35:32.602
18 -	23.719	112.7	42.426	114.5	41.242	81.3	1:47.387	83.38	0.555	17:37:19.989
19 -	23.616	112.9	41.998	114.5	41.797	81.7	1:47.411	83.36	0.579	17:39:07.400
20 -	23.854	108.7	42.351	114.3	41.477	80.9	1:47.682	83.15	0.850	17:40:55.082
21 -	23.799	106.8	42.182	114.7	41.428	81.2	1:47.409	83.36	0.577	17:42:42.491

Donington Park GP

Circuit Length = 2.4873 miles

Start: 17:04 Flag 17:45 End: 17:47

Weather / Track : Bright / Dry

Milltek Sport Volkswagen Racing Cup

RACE 2 - ROUND 16 - SECTOR ANALYSIS

SECTOR 1 = FL to I1, SECTOR 2 = I1 to I2, SECTOR 3 = I2 to FL, DIFF = Difference To Personal Best Lap

22 -	23.768	110.0	42.405	115.1	41.195	82.3	1:47.368	83.39	0.536	17:44:29.859
23 -	23.760	107.0	42.107	114.5	40.980	81.8	1:46.847 (2)	83.80	0.015	17:46:16.706

P15 42 Phil MORRIS		Golf - KPM Racing										
IDEAL LAP TIME : 1:46.168		BEST LAP TIME : 1:46.650			DIFFERENCE : 0.482							
LAP	SECTOR 1	SECTOR 2	SECTOR 3	LAP TIME	MPH	DIFF	TIME OF DAY					
1 -	94.2	43.458	117.5	41.593	83.4	1:55.947	77.22	9.297	17:06:48.857			
2 -	23.942	105.6	42.487	116.1	41.416	82.8	1:47.845	83.03	1.195	17:08:36.702		
3 -	23.717	108.7	42.723	116.5	41.172	83.4	1:47.612	83.21	0.962	17:10:24.314		
4 -	23.608	106.1	42.420	116.5	42.337	79.9	1:48.365	82.63	1.715	17:12:12.679		
5 -	23.967	103.4	41.885	116.9	40.881	83.4	1:46.733 (3)	83.89	0.083	17:13:59.412		
6 -	23.699	106.5	42.135	116.5	41.220	82.0	1:47.054	83.64	0.404	17:15:46.466		
7 -	24.267	98.1	42.444	114.7	41.409	81.6	1:48.120	82.81	1.470	17:17:34.586		
8 -	24.025	104.6	42.670	115.5	41.807	82.3	1:48.502	82.52	1.852	17:19:23.088		
9 -	23.773	104.8	42.362	114.7	41.300	81.1	1:47.435	83.34	0.785	17:21:10.523		
10 -	23.847	106.8	42.319	114.9	41.302	82.0	1:47.468	83.32	0.818	17:22:57.991		
11 -	23.635	106.3	42.259	114.7	41.237	82.3	1:47.131	83.58	0.481	17:24:45.122		
12 -	24.106	104.8	42.085	114.3	41.257	83.0	1:47.448	83.33	0.798	17:26:32.570		
13 -	23.781	106.1	41.726	115.5	41.143	82.1	1:46.650 (1)	83.96		17:28:19.220		
14 -	24.025	106.8	42.228	113.9	41.133	82.3	1:47.386	83.38	0.736	17:30:06.606		
15 -	23.875	105.8	42.485	113.5	41.368	80.4	1:47.728	83.12	1.078	17:31:54.334		
16 -	23.880	99.2	43.579	114.1	41.064	82.8	1:48.523	82.51	1.873	17:33:42.857		
17 -	23.838	105.6	42.138	114.1	41.618	81.3	1:47.594	83.22	0.944	17:35:30.451		
18 -	23.681	108.2	42.074	114.9	41.355	81.2	1:47.110	83.60	0.460	17:37:17.561		
19 -	23.928	106.5	41.730	114.3	41.005	83.5	1:46.663 (2)	83.95	0.013	17:39:04.224		
20 -	23.561	106.3	42.446	113.7	41.145	80.6	1:47.152	83.56	0.502	17:40:51.376		
21 -	23.784	107.2	42.206	114.1	41.393	82.7	1:47.383	83.38	0.733	17:42:38.759		
22 -	23.855	107.2	42.418	114.3	41.303	80.4	1:47.576	83.23	0.926	17:44:26.335		
23 -	23.828	107.8	42.305	114.1	41.398	74.7	1:47.531	83.27	0.881	17:46:13.866		

P16 17 Tim SNAYLAM		Scirocco - AWM Motorsport										
IDEAL LAP TIME : 1:45.918		BEST LAP TIME : 1:46.217			DIFFERENCE : 0.299							
LAP	SECTOR 1	SECTOR 2	SECTOR 3	LAP TIME	MPH	DIFF	TIME OF DAY					
1 -	92.1	45.467	116.5	48.882	82.0	2:07.189	70.40	20.972	17:07:00.099			
2 -	24.116	105.5	43.340	114.9	42.164	82.0	1:49.620	81.68	3.403	17:08:49.719		
3 -	23.889	110.5	41.867	112.9	41.898	81.6	1:47.654	83.17	1.437	17:10:37.373		
4 -	23.691	114.3	42.303	114.7	41.958	81.9	1:47.952	82.94	1.735	17:12:25.325		
5 -	23.630	114.3	41.338	115.5	41.249	82.3	1:46.217 (1)	84.30		17:14:11.542		
6 -	23.611	112.7	41.454	113.9	41.213	82.1	1:46.278 (2)	84.25	0.061	17:15:57.820		
7 -	24.367	101.3	41.721	114.9	41.761	81.9	1:47.849	83.02	1.632	17:17:45.669		
8 -	23.856	109.6	42.762	112.7	41.400	82.7	1:48.018	82.89	1.801	17:19:33.687		
9 -	23.628	114.1	41.128	113.5	42.650	80.9	1:47.406	83.37	1.189	17:21:21.093		
10 -	23.577	111.4	41.628	112.5	42.185	79.5	1:47.390 (3)	83.38	1.173	17:23:08.483		
11 -	23.895	113.3	41.646	113.7	41.996	82.4	1:47.537	83.26	1.320	17:24:56.020		
12 -	23.830	110.7	41.514	114.5	42.369	80.3	1:47.713	83.13	1.496	17:26:43.733		
13 -	24.015	109.1	41.726	111.6	42.402	80.6	1:48.143	82.80	1.926	17:28:31.876		
14 -	24.070	108.4	41.796	113.5	41.876	79.9	1:47.742	83.11	1.525	17:30:19.618		
15 -	24.033	111.6	42.213	113.3	41.928	81.1	1:48.174	82.77	1.957	17:32:07.792		
16 -	24.049	110.7	41.918	113.5	41.933	81.2	1:47.900	82.98	1.683	17:33:55.692		
17 -	24.167	111.4	41.720	113.9	41.940	82.5	1:47.827	83.04	1.610	17:35:43.519		
18 -	24.014	108.9	41.554	115.3	42.315	80.2	1:47.883	83.00	1.666	17:37:31.402		
19 -	24.073	113.3	41.639	113.9	41.697	82.3	1:47.409	83.36	1.192	17:39:18.811		
20 -	24.020	112.4	41.450	114.7	42.124	82.6	1:47.594	83.22	1.377	17:41:06.405		
21 -	23.808	112.0	42.179	114.3	41.897	81.9	1:47.884	83.00	1.667	17:42:54.289		
22 -	24.029	112.0	41.633	114.7	41.837	82.3	1:47.499	83.29	1.282	17:44:41.788		
23 -	23.862	112.0	41.949	113.9	42.210	82.1	1:48.021	82.89	1.804	17:46:29.809		

P17 40 Simon TOMLINSON		Golf - AWM Motorsport										
IDEAL LAP TIME : 1:46.003		BEST LAP TIME : 1:46.428			DIFFERENCE : 0.425							
LAP	SECTOR 1	SECTOR 2	SECTOR 3	LAP TIME	MPH	DIFF	TIME OF DAY					
1 -	91.9	46.143	112.5	43.772	81.4	2:05.606	71.28	19.178	17:06:58.516			
2 -	24.653	102.7	43.192	113.5	41.994	82.8	1:49.839	81.52	3.411	17:08:48.355		

Donington Park GP
 Circuit Length = 2.4873 miles
 Start: 17:04 Flag 17:45 End: 17:47

Weather / Track : Bright / Dry

Milltek Sport Volkswagen Racing Cup

RACE 2 - ROUND 16 - SECTOR ANALYSIS

SECTOR 1 = FL to I1, SECTOR 2 = I1 to I2, SECTOR 3 = I2 to FL, DIFF = Difference To Personal Best Lap

3 -	23.958	101.9	42.726	114.7	41.639	81.7	1:48.323	82.66	1.895	17:10:36.678
4 -	23.885	112.4	42.431	114.5	43.161	79.8	1:49.477	81.79	3.049	17:12:26.155
5 -	24.317	111.1	41.793	113.9	41.409	81.7	1:47.519	83.28	1.091	17:14:13.674
6 -	23.547	112.9	41.730	115.7	41.214	82.8	1:46.491 (2)	84.08	0.063	17:16:00.165
7 -	23.888	107.5	42.291	114.5	41.673	81.4	1:47.852	83.02	1.424	17:17:48.017
8 -	23.928	104.3	42.100	113.3	41.853	81.2	1:47.881	83.00	1.453	17:19:35.898
9 -	24.314	96.4	42.164	114.3	42.553	80.5	1:49.031	82.12	2.603	17:21:24.929
10 -	23.347	114.1	41.787	114.7	42.729	81.8	1:47.863	83.01	1.435	17:23:12.792
11 -	23.934	105.8	41.893	114.7	41.924	79.7	1:47.751	83.10	1.323	17:25:00.543
12 -	24.040	107.2	42.086	114.1	42.177	79.2	1:48.303	82.67	1.875	17:26:48.846
13 -	23.948	107.3	42.530	112.0	42.588	82.1	1:49.066	82.10	2.638	17:28:37.912
14 -	23.879	110.7	41.755	112.9	41.754	80.5	1:47.388	83.38	0.960	17:30:25.300
15 -	23.761	110.7	42.229	112.4	41.363	80.8	1:47.353	83.41	0.925	17:32:12.653
16 -	23.458	113.7	41.891	113.3	41.189	81.9	1:46.538	84.04	0.110	17:33:59.191
17 -	23.488	112.7	41.783	113.3	41.157	80.7	1:46.428 (1)	84.13		17:35:45.619
18 -	23.506	113.1	41.499	115.3	41.509	81.3	1:46.514 (3)	84.06	0.086	17:37:32.133
19 -	23.857	108.7	42.323	114.5	42.335	82.2	1:48.515	82.51	2.087	17:39:20.648
20 -	24.375	113.1	42.398	113.3	42.315	82.2	1:49.088	82.08	2.660	17:41:09.736
21 -	23.586	114.7	41.783	112.7	41.337	83.3	1:46.706	83.91	0.278	17:42:56.442
22 -	23.606	113.7	41.767	112.7	41.599	80.2	1:46.972	83.70	0.544	17:44:43.414
23 -	23.561	114.1	41.769	113.9	41.460	80.0	1:46.790	83.85	0.362	17:46:30.204

P18 16 Laura TILLET

Golf - Slidesports

IDEAL LAP TIME : 1:46.898

BEST LAP TIME : 1:47.433

DIFFERENCE : 0.535

LAP	SECTOR 1		SECTOR 2		SECTOR 3		LAP TIME	MPH	DIFF	TIME OF DAY
1 -		92.3	44.757	112.7	43.165	80.6	2:00.351	74.40	12.918	17:06:53.261
2 -	24.086	108.9	43.386	112.5	41.831	80.0	1:49.303	81.92	1.870	17:08:42.564
3 -	23.869	112.9	42.459	112.5	42.157	79.3	1:48.485	82.54	1.052	17:10:31.049
4 -	24.136	112.2	42.586	111.6	41.683	79.3	1:48.405	82.60	0.972	17:12:19.454
5 -	24.178	110.3	42.553	109.1	41.464	79.7	1:48.195	82.76	0.762	17:14:07.649
6 -	23.945	113.3	42.582	110.3	41.979	78.5	1:48.506	82.52	1.073	17:15:56.155
7 -	23.913	111.2	42.788	109.8	41.194	79.1	1:47.895	82.99	0.462	17:17:44.050
8 -	23.802	111.8	42.260	110.7	41.371	79.8	1:47.433 (1)	83.34		17:19:31.483
9 -	24.269	111.2	42.706	109.4	43.097	80.1	1:50.072	81.35	2.639	17:21:21.555
10 -	23.643	114.7	42.500	110.3	41.721	79.6	1:47.864	83.01	0.431	17:23:09.419
11 -	23.752	113.1	42.390	110.3	41.681	78.1	1:47.823	83.04	0.390	17:24:57.242
12 -	24.003	113.7	42.296	111.2	41.673	79.5	1:47.972	82.93	0.539	17:26:45.214
13 -	23.769	113.1	42.262	110.3	41.634	79.4	1:47.665	83.16	0.232	17:28:32.879
14 -	24.262	111.2	42.317	110.7	41.485	79.3	1:48.064	82.86	0.631	17:30:20.943
15 -	23.733	112.7	42.193	110.9	41.708	78.9	1:47.634	83.19	0.201	17:32:08.577
16 -	24.012	113.5	42.318	110.5	41.492	78.6	1:47.822	83.04	0.389	17:33:56.399
17 -	23.990	113.3	42.084	110.9	41.587	79.8	1:47.661	83.17	0.228	17:35:44.060
18 -	23.843	113.7	42.433	110.5	41.276	79.5	1:47.552 (2)	83.25	0.119	17:37:31.612
19 -	24.132	112.5	42.546	110.0	42.383	78.5	1:49.061	82.10	1.628	17:39:20.673
20 -	24.076	112.4	42.649	108.9	42.654	80.4	1:49.379	81.86	1.946	17:41:10.052
21 -	23.870	113.5	42.572	110.3	41.171	80.3	1:47.613 (3)	83.20	0.180	17:42:57.665
22 -	23.785	114.7	42.533	110.0	41.351	79.0	1:47.669	83.16	0.236	17:44:45.334
23 -	23.988	113.7	42.387	110.9	41.281	79.1	1:47.656	83.17	0.223	17:46:32.990

P19 7 Paul DEHADRAY

Scirocco - JW Bird Motorsport

IDEAL LAP TIME : 1:46.862

BEST LAP TIME : 1:47.524

DIFFERENCE : 0.662

LAP	SECTOR 1		SECTOR 2		SECTOR 3		LAP TIME	MPH	DIFF	TIME OF DAY
1 -		87.0	45.894	114.7	43.193	80.6	2:02.843	72.89	15.319	17:06:55.753
2 -	24.919	102.1	42.949	115.7	42.376	80.9	1:50.244	81.22	2.720	17:08:45.997
3 -	24.132	104.2	42.551	115.5	42.205	80.6	1:48.888	82.23	1.364	17:10:34.885
4 -	23.997	108.0	42.434	115.7	41.833	82.0	1:48.264	82.70	0.740	17:12:23.149
5 -	23.714	106.1	42.855	115.5	42.189	83.4	1:48.758	82.33	1.234	17:14:11.907
6 -	23.956	103.7	42.424	116.5	41.406	80.6	1:47.786	83.07	0.262	17:15:59.693
7 -	23.969	104.3	42.237	116.9	41.833	81.0	1:48.039	82.88	0.515	17:17:47.732
8 -	23.867	107.0	42.230	116.1	41.632	82.6	1:47.729	83.12	0.205	17:19:35.461
9 -	24.422	105.1	42.143	116.9	43.369	82.5	1:49.934	81.45	2.410	17:21:25.395
10 -	23.652	108.0	41.862	116.9	42.059	81.2	1:47.573 (3)	83.24	0.049	17:23:12.968
11 -	24.362	105.5	42.063	115.5	41.583	82.9	1:48.008	82.90	0.484	17:25:00.976

Donington Park GP

Circuit Length = 2.4873 miles

Start: 17:04 Flag 17:45 End: 17:47

Weather / Track : Bright / Dry

Milltek Sport Volkswagen Racing Cup

RACE 2 - ROUND 16 - SECTOR ANALYSIS

SECTOR 1 = FL to I1, SECTOR 2 = I1 to I2, SECTOR 3 = I2 to FL, DIFF = Difference To Personal Best Lap

12 -	23.981	105.0	42.228	116.1	41.713	81.4	1:47.922	82.97	0.398	17:26:48.898
13 -	24.380	105.3	42.305	115.3	42.736	82.8	1:49.421	81.83	1.897	17:28:38.319
14 -	24.179	103.4	42.470	115.5	41.495	82.7	1:48.144	82.80	0.620	17:30:26.463
15 -	23.900	107.8	42.187	115.7	41.437	81.8	1:47.524 (1)	83.27		17:32:13.987
16 -	23.975	107.3	42.468	115.1	42.335	81.6	1:48.778	82.31	1.254	17:34:02.765
17 -	24.048	109.8	42.896	114.5	41.656	81.1	1:48.600	82.45	1.076	17:35:51.365
18 -	24.032	106.5	42.508	114.7	41.498	80.5	1:48.038	82.88	0.514	17:37:39.403
19 -	23.795	106.6	42.344	114.9	41.426	82.2	1:47.565 (2)	83.24	0.041	17:39:26.968
20 -	24.052	106.6	42.324	115.5	41.495	81.4	1:47.871	83.01	0.347	17:41:14.839
21 -	24.029	107.3	42.300	115.3	41.348	81.0	1:47.677	83.16	0.153	17:43:02.516
22 -	23.911	108.5	42.590	114.5	42.156	81.1	1:48.657	82.41	1.133	17:44:51.173
23 -	24.056	105.5	42.529	115.3	41.671	82.3	1:48.256	82.71	0.732	17:46:39.429

P20 31		Matthew WILSON					Golf - Complete Racing				
IDEAL LAP TIME : 1:46.788		BEST LAP TIME : 1:47.320					DIFFERENCE : 0.532				
LAP	SECTOR 1		SECTOR 2		SECTOR 3		LAP TIME	MPH	DIFF	TIME OF DAY	
1 -		83.8	45.840	110.1	45.025	79.4	2:05.124	71.56	17.804	17:06:58.034	
2 -	24.588	102.6	43.040	107.7	42.165	80.9	1:49.793	81.55	2.473	17:08:47.827	
3 -	24.193	107.7	42.490	108.7	42.916	79.9	1:49.599	81.70	2.279	17:10:37.426	
4 -	24.192	106.8	42.221	110.9	42.276	79.7	1:48.689	82.38	1.369	17:12:26.115	
5 -	24.680	107.8	42.419	108.5	41.325	81.1	1:48.424	82.58	1.104	17:14:14.539	
6 -	24.678	107.0	42.087	108.2	41.303	79.9	1:48.068	82.85	0.748	17:16:02.607	
7 -	24.263	108.0	42.195	109.1	41.973	81.1	1:48.431	82.58	1.111	17:17:51.038	
8 -	24.066	109.2	42.117	108.0	41.137	81.2	1:47.320 (1)	83.43		17:19:38.358	
9 -	24.085	108.9	41.723	109.1	42.329	81.8	1:48.137	82.80	0.817	17:21:26.495	
10 -	24.260	106.8	42.057	109.4	41.416	79.4	1:47.733	83.11	0.413	17:23:14.228	
11 -	23.932	110.3	42.412	110.5	42.022	81.1	1:48.366	82.63	1.046	17:25:02.594	
12 -	24.034	110.7	42.518	111.4	41.756	80.5	1:48.308	82.67	0.988	17:26:50.902	
13 -	24.009	110.7	41.719	110.7	43.887	77.3	1:49.615	81.69	2.295	17:28:40.517	
14 -	24.608	107.8	42.339	109.6	42.158	80.7	1:49.105	82.07	1.785	17:30:29.622	
15 -	24.129	108.2	42.093	108.5	41.232	80.4	1:47.454 (2)	83.33	0.134	17:32:17.076	
16 -	24.164	108.5	42.121	108.4	41.294	80.9	1:47.579 (3)	83.23	0.259	17:34:04.655	
17 -	24.037	108.5	42.316	109.4	42.425	80.6	1:48.778	82.31	1.458	17:35:53.433	
18 -	24.110	108.9	42.188	107.0	41.845	80.6	1:48.143	82.80	0.823	17:37:41.576	
19 -	24.121	109.2	41.992	108.4	41.972	80.3	1:48.085	82.84	0.765	17:39:29.661	
20 -	24.172	108.9	42.071	106.0	41.782	80.9	1:48.025	82.89	0.705	17:41:17.686	
21 -	24.134	108.2	42.293	107.7	41.964	80.7	1:48.391	82.61	1.071	17:43:06.077	
22 -	24.208	107.3	42.263	107.5	41.907	80.2	1:48.378	82.62	1.058	17:44:54.455	
23 -	24.263	108.7	42.149	106.6	41.867	80.4	1:48.279	82.69	0.959	17:46:42.734	

P21 11		Oliver KING					Scirocco - JW Bird Motorsport				
IDEAL LAP TIME : 1:46.476		BEST LAP TIME : 1:46.837					DIFFERENCE : 0.361				
LAP	SECTOR 1		SECTOR 2		SECTOR 3		LAP TIME	MPH	DIFF	TIME OF DAY	
1 -		89.5	48.991	112.9	45.804	82.7	2:11.348	68.17	24.511	17:07:04.258	
2 -	25.329	97.8	45.855	115.3	43.289	83.0	1:54.473	78.22	7.636	17:08:58.731	
3 -	24.588	99.8	44.055	116.1	42.375	82.7	1:51.018	80.65	4.181	17:10:49.749	
4 -	24.199	103.8	43.311	116.9	43.335	80.1	1:50.845	80.78	4.008	17:12:40.594	
5 -	24.267	97.2	43.827	115.9	42.072	80.9	1:50.166	81.28	3.329	17:14:30.760	
6 -	24.310	106.1	43.260	114.5	41.665	82.9	1:49.235	81.97	2.398	17:16:19.995	
7 -	23.707	110.5	42.889	115.5	41.580	83.7	1:48.176	82.77	1.339	17:18:08.171	
8 -	23.849	111.8	42.313	116.7	41.077	82.0	1:47.239 (2)	83.49	0.402	17:19:55.410	
9 -	23.715	116.9	42.101	116.3	42.291	82.5	1:48.107	82.82	1.270	17:21:43.517	
10 -	23.559	110.5	42.119	116.1	41.751	83.5	1:47.429	83.35	0.592	17:23:30.946	
11 -	23.318	112.9	42.107	116.7	41.412	82.8	1:46.837 (1)	83.81		17:25:17.783	
12 -	23.631	111.8	42.107	117.7	42.204	82.0	1:47.942	82.95	1.105	17:27:05.725	
13 -	23.807	106.3	42.992	116.3	41.932	81.1	1:48.731	82.35	1.894	17:28:54.456	
14 -	23.723	107.3	42.578	115.7	42.053	82.6	1:48.354	82.64	1.517	17:30:42.810	
15 -	24.168	102.4	42.998	116.7	41.604	82.0	1:48.770	82.32	1.933	17:32:31.580	
16 -	24.086	102.4	42.998	117.3	41.865	84.0	1:48.949	82.18	2.112	17:34:20.529	
17 -	23.878	109.2	42.086	115.7	41.543	82.9	1:47.507	83.29	0.670	17:36:08.036	
18 -	23.737	109.4	42.357	115.7	41.271	83.7	1:47.365 (3)	83.40	0.528	17:37:55.401	
19 -	23.689	117.5	42.392	115.9	41.758	82.1	1:47.839	83.03	1.002	17:39:43.240	
20 -	23.797	111.2	42.162	116.1	41.601	83.4	1:47.560	83.25	0.723	17:41:30.800	

Donington Park GP
 Circuit Length = 2.4873 miles
 Start: 17:04 Flag 17:45 End: 17:47

Weather / Track : Bright / Dry

Milltek Sport Volkswagen Racing Cup

RACE 2 - ROUND 16 - SECTOR ANALYSIS

SECTOR 1 = FL to I1, SECTOR 2 = I1 to I2, SECTOR 3 = I2 to FL, DIFF = Difference To Personal Best Lap

21 -	23.919	109.8	42.799	115.9	41.761	83.3	1:48.479	82.54	1.642	17:43:19.279
22 -	23.694	111.2	42.266	115.7	41.784	82.5	1:47.744	83.10	0.907	17:45:07.023
23 -	23.772	116.5	42.081	116.1	41.567	82.8	1:47.420	83.35	0.583	17:46:54.443

P22 69		Mark CLYNES				Scirocco - JW Bird Motorsport				
IDEAL LAP TIME : 1:47.669		BEST LAP TIME : 1:48.100				DIFFERENCE : 0.431				
LAP	SECTOR 1	SECTOR 2	SECTOR 3	LAP TIME	MPH	DIFF	TIME OF DAY			
1 -		89.0	45.936	114.5	45.511	81.9	2:06.396	70.84	18.296	17:06:59.306
2 -	24.603	97.3	44.660	112.9	42.475	81.8	1:51.738	80.13	3.638	17:08:51.044
3 -	24.495	99.4	43.410	114.9	42.338	81.8	1:50.243	81.22	2.143	17:10:41.287
4 -	24.346	96.9	43.018	115.1	42.177	82.0	1:49.541	81.74	1.441	17:12:30.828
5 -	24.203	97.6	43.494	114.1	42.088	81.1	1:49.785	81.56	1.685	17:14:20.613
6 -	24.279	97.1	43.274	113.7	42.272	81.3	1:49.825	81.53	1.725	17:16:10.438
7 -	24.176	98.8	43.401	113.7	42.373	81.7	1:49.950	81.44	1.850	17:18:00.388
8 -	24.077	99.8	43.082	113.5	42.245	80.3	1:49.404	81.84	1.304	17:19:49.792
9 -	24.167	99.5	42.590	113.9	41.769	82.1	1:48.526	82.50	0.426	17:21:38.318
10 -	24.019	99.7	43.092	113.3	42.048	82.0	1:49.159	82.03	1.059	17:23:27.477
11 -	24.032	99.4	42.932	111.8	41.533	81.4	1:48.497	82.53	0.397	17:25:15.974
12 -	24.090	98.5	42.861	112.9	42.113	81.8	1:49.064	82.10	0.964	17:27:05.038
13 -	24.110	100.6	42.870	112.7	41.600	81.8	1:48.580	82.46	0.480	17:28:53.618
14 -	24.064	100.0	42.794	112.5	41.863	80.3	1:48.721	82.36	0.621	17:30:42.339
15 -	24.241	100.4	42.919	112.4	41.842	81.4	1:49.002	82.14	0.902	17:32:31.341
16 -	23.992	100.7	42.883	113.5	41.965	82.4	1:48.840	82.27	0.740	17:34:20.181
17 -	25.004	102.1	42.775	113.9	41.703	80.3	1:49.482	81.78	1.382	17:36:09.663
18 -	24.132	103.2	42.705	112.4	41.263	80.8	1:48.100 (1)	82.83		17:37:57.763
19 -	24.084	101.3	42.648	113.5	41.511	81.9	1:48.243 (3)	82.72	0.143	17:39:46.006
20 -	24.048	102.6	42.751	112.5	41.707	82.1	1:48.506	82.52	0.406	17:41:34.512
21 -	24.064	102.6	42.780	113.3	41.335	82.8	1:48.179 (2)	82.77	0.079	17:43:22.691
22 -	23.816	104.0	42.847	113.5	42.664	80.2	1:49.327	81.90	1.227	17:45:12.018
23 -	24.079	100.6	50.713	112.4	45.121	63.3	1:59.913	74.67	11.813	17:47:11.931

P23 2		Graham EWING				Golf - Slidesports				
IDEAL LAP TIME : 1:47.211		BEST LAP TIME : 1:47.331				DIFFERENCE : 0.120				
LAP	SECTOR 1	SECTOR 2	SECTOR 3	LAP TIME	MPH	DIFF	TIME OF DAY			
1 -		90.1	45.543	113.3	44.544	80.5	2:03.119	72.72	15.788	17:06:56.029
2 -	24.021	114.1	42.483	112.5	41.950	79.8	1:48.454	82.56	1.123	17:08:44.483
3 -	23.968	113.1	42.580	111.8	41.523	80.6	1:48.071	82.85	0.740	17:10:32.554
4 -	23.736	113.3	42.000	112.7	41.595	80.0	1:47.331 (1)	83.42		17:12:19.885
5 -	24.362	110.3	42.745	111.2	41.879	79.4	1:48.986	82.16	1.655	17:14:08.871
6 -	23.921	111.8	42.037	111.6	41.881	79.4	1:47.839 (3)	83.03	0.508	17:15:56.710
7 -	24.131	111.2	42.261	111.8	42.183	78.3	1:48.575	82.47	1.244	17:17:45.285
8 -	23.983	108.5	43.268	109.8	41.838	80.0	1:49.089	82.08	1.758	17:19:34.374
9 -	23.688	113.9	43.078	110.9	41.831	79.9	1:48.597	82.45	1.266	17:21:22.971
10 -	23.785	111.8	42.875	111.4	42.814	77.9	1:49.474	81.79	2.143	17:23:12.445
11 -	23.997	113.3	42.073	111.6	41.878	78.8	1:47.948	82.95	0.617	17:25:00.393
12 -	23.877	113.5	42.348	111.2	41.972	79.4	1:48.197	82.76	0.866	17:26:48.590
13 -	23.945	112.5	42.853	110.9	42.415	79.5	1:49.213	81.99	1.882	17:28:37.803
14 -	24.230	111.4	42.155	111.4	41.946	79.8	1:48.331	82.65	1.000	17:30:26.134
15 -	23.786	112.4	42.217	111.1	41.597	78.7	1:47.600 (2)	83.21	0.269	17:32:13.734
16 -	23.793	112.7	43.438	111.6	42.164	79.0	1:49.395	81.85	2.064	17:34:03.129
17 -	23.974	112.4	48.111	109.4	41.984	79.8	1:54.069	78.50	6.738	17:35:57.198
18 -	23.879	113.5	42.879	110.9	41.990	80.7	1:48.748	82.34	1.417	17:37:45.946
19 -	23.994	112.2	43.079	110.7	42.203	80.1	1:49.276	81.94	1.945	17:39:35.222
20 -	23.997	109.8	42.880	110.9	IN PIT		1:50.631 P	80.93	3.300	17:41:25.853
21 -	OUTLAP	108.7	42.724	111.2	45.852	72.4	2:07.460	70.25	20.129	17:43:33.313
22 -	24.086	110.0	42.644	111.6	41.837	78.4	1:48.567	82.47	1.236	17:45:21.880

P24 5		Cameron THOMPSON				Scirocco - Maximum Motorsport				
IDEAL LAP TIME : 1:46.445		BEST LAP TIME : 1:47.227				DIFFERENCE : 0.782				
LAP	SECTOR 1	SECTOR 2	SECTOR 3	LAP TIME	MPH	DIFF	TIME OF DAY			
1 -		86.9	46.314	113.9	43.358	82.9	2:02.098	73.33	14.871	17:06:55.008
2 -	24.561	103.0	42.678	114.3	42.587	83.0	1:49.826	81.53	2.599	17:08:44.834

Donington Park GP
 Circuit Length = 2.4873 miles
 Start: 17:04 Flag 17:45 End: 17:47

Weather / Track : Bright / Dry

Milltek Sport Volkswagen Racing Cup

RACE 2 - ROUND 16 - SECTOR ANALYSIS

SECTOR 1 = FL to I1, SECTOR 2 = I1 to I2, SECTOR 3 = I2 to FL, DIFF = Difference To Personal Best Lap

3 -	24.202	105.3	42.198	112.9	42.293	83.1	1:48.693	82.38	1.466	17:10:33.527
4 -	23.889	110.1	41.765	116.1	41.630	83.3	1:47.284 (2)	83.46	0.057	17:12:20.811
5 -	23.884	100.7	42.300	115.1	42.239	83.3	1:48.423	82.58	1.196	17:14:09.234
6 -	23.974	104.5	43.729	113.5	41.593	82.2	1:49.296	81.92	2.069	17:15:58.530
7 -	24.316	93.8	42.435	115.7	41.098	83.0	1:47.849	83.02	0.622	17:17:46.379
8 -	23.932	106.0	42.791	114.1	41.863	80.9	1:48.586	82.46	1.359	17:19:34.965
9 -	24.489	109.8	42.402	112.5	41.701	81.0	1:48.592	82.45	1.365	17:21:23.557
10 -	23.863	110.1	42.451	113.3	43.118	78.1	1:49.432	81.82	2.205	17:23:12.989
11 -	24.591	103.4	42.590	113.1	42.169	80.6	1:49.350	81.88	2.123	17:25:02.339
12 -	23.892	112.9	42.594	112.7	41.593	80.2	1:48.079	82.85	0.852	17:26:50.418
13 -	23.850	111.8	41.840	113.9	44.430	75.1	1:50.120	81.31	2.893	17:28:40.538
14 -	24.343	112.5	42.144	112.5	41.456	80.0	1:47.943	82.95	0.716	17:30:28.481
15 -	23.887	113.1	42.175	112.0	41.478	80.5	1:47.540 (3)	83.26	0.313	17:32:16.021
16 -	23.684	112.7	41.663	113.5	41.880	80.0	1:47.227 (1)	83.50		17:34:03.248
17 -	24.176	106.6	42.893	113.3	IN PIT		3:08.383 P	47.53	1:21.156	17:37:11.631

P25 66		Pete LITTLER		Scirocco - JW Bird Motorsport						
IDEAL LAP TIME : 1:46.457		BEST LAP TIME : 1:46.684		DIFFERENCE : 0.227						
LAP	SECTOR 1	SECTOR 2	SECTOR 3	LAP TIME	MPH	DIFF	TIME OF DAY			
1 -	91.0	44.713	114.5	42.485	80.3	1:59.212	75.11	12.528	17:06:52.122	
2 -	24.960	107.3	42.891	115.3	41.651	82.3	1:49.502	81.77	2.818	17:08:41.624
3 -	24.401	109.8	42.241	115.7	42.293	79.0	1:48.935	82.19	2.251	17:10:30.559
4 -	24.343	112.9	42.154	115.9	41.991	81.1	1:48.488	82.53	1.804	17:12:19.047
5 -	24.891	105.5	42.651	114.3	41.489	81.4	1:49.031	82.12	2.347	17:14:08.078
6 -	23.927	111.1	42.253	113.5	42.054	80.9	1:48.234	82.73	1.550	17:15:56.312
7 -	26.139	87.3	41.943	115.5	41.620	80.4	1:49.702	81.62	3.018	17:17:46.014
8 -	23.851	110.5	42.606	115.1	41.406	80.4	1:47.863	83.01	1.179	17:19:33.877
9 -	27.080	101.2	42.389	115.9	IN PIT		1:58.572 P	75.51	11.888	17:21:32.449
10 -	OUTLAP	83.8	45.351	113.7	42.153	80.4	12:12.483	12.22	10:25.799	17:33:44.932
11 -	25.548	111.4	42.143	114.9	41.431	76.2	1:49.122	82.05	2.438	17:35:34.054
12 -	24.031	113.7	41.883	114.9	41.049	80.0	1:46.963 (3)	83.71	0.279	17:37:21.017
13 -	23.799	112.5	42.115	115.1	40.998	80.8	1:46.912 (2)	83.75	0.228	17:39:07.929
14 -	25.722	112.0	42.222	114.3	41.809	80.8	1:49.753	81.58	3.069	17:40:57.682
15 -	24.319	114.7	42.221	114.5	41.428	80.6	1:47.968	82.93	1.284	17:42:45.650
16 -	24.026	115.1	41.820	113.5	40.838	81.3	1:46.684 (1)	83.93		17:44:32.334
17 -	24.093	112.9	41.989	112.9	41.047	80.5	1:47.129	83.58	0.445	17:46:19.463

P26 51		Simon ANDREWS		Golf - AWM/Safe & Sound						
IDEAL LAP TIME : 1:48.251		BEST LAP TIME : 1:49.148		DIFFERENCE : 0.897						
LAP	SECTOR 1	SECTOR 2	SECTOR 3	LAP TIME	MPH	DIFF	TIME OF DAY			
1 -	90.8	44.054	115.5	42.665	82.8	1:58.216	75.74	9.068	17:06:51.126	
2 -	23.908	105.5	42.980	114.1	42.260	81.2	1:49.148 (1)	82.03		17:08:40.274
3 -	23.855	104.3	43.514	116.1	41.902	82.4	1:49.271 (2)	81.94	0.123	17:10:29.545
4 -	23.952	108.2	42.494	111.8	IN PIT		2:18.834 P	64.49	29.686	17:12:48.379

Milltek Sport Volkswagen Racing Cup

RACE 2 - ROUND 16 - LAP CHART

LAP 1 @ 17:06:45.013			LAP 2 @ 17:08:31.142			LAP 3 @ 17:10:16.778			LAP 4 @ 17:12:01.882			LAP 5 @ 17:13:46.921		
NO	BEHIND	LAP TIME	NO	BEHIND	LAP TIME	NO	BEHIND	LAP TIME	NO	BEHIND	LAP TIME	NO	BEHIND	LAP TIME
24		1:52.103	24		1:46.129	24		1:45.636	24		1:45.104	24		1:45.039
1	0.433	1:52.536	1	1.615	1:47.311	1	1.180	1:45.201	1	1.500	1:45.424	1	2.671	1:46.210
22	0.737	1:52.840	99	2.106	1:46.933	99	2.306	1:45.836	99	1.728	1:44.526	12	2.994	1:46.066
3	1.031	1:53.134	22	2.382	1:47.774	12	2.647	1:45.866	12	1.967	1:44.424	99	3.405	1:46.716
99	1.302	1:53.405	12	2.417	1:47.018	8	3.278	1:46.104	22	3.116	1:44.858	22	3.698	1:45.621
12	1.528	1:53.631	8	2.810	1:46.685	22	3.362	1:46.616	8	3.819	1:45.645	8	4.020	1:45.240
8	2.254	1:54.357	33	3.271	1:46.814	33	3.689	1:46.054	33	4.198	1:45.613	33	4.423	1:45.264
33	2.586	1:54.689	9	3.558	1:46.732	9	4.246	1:46.324	9	5.156	1:46.014	98	5.710	1:45.405
9	2.955	1:55.058	3	3.793	1:48.891	3	4.325	1:46.168	98	5.344	1:44.739	3	6.923	1:46.382
42	3.844	1:55.947	42	5.560	1:47.845	98	5.709	1:44.529	3	5.580	1:46.359	9	7.136	1:47.019
77	4.937	1:57.040	98	6.816	1:45.757	42	7.536	1:47.612	6	9.900	1:45.805	19	9.782	1:44.514
51	6.113	1:58.216	77	7.535	1:48.727	6	9.199	1:46.553	19	10.307	1:44.885	6	11.140	1:46.279
20	6.441	1:58.544	6	8.282	1:46.836	19	10.526	1:45.468	42	10.797	1:48.365	42	12.491	1:46.733
66	7.109	1:59.212	51	9.132	1:49.148	77	11.748	1:49.849	20	13.150	1:46.242	20	13.404	1:45.293
98	7.188	1:59.291	20	9.255	1:48.943	20	12.012	1:48.393	77	16.025	1:49.381	77	18.797	1:47.811
6	7.575	1:59.678	66	10.482	1:49.502	51	12.767	1:49.271	66	17.165	1:48.488	16	20.728	1:48.195
16	8.248	2:00.351	19	10.694	1:47.401	66	13.781	1:48.935	16	17.572	1:48.405	66	21.157	1:49.031
19	9.422	2:01.525	16	11.422	1:49.303	16	14.271	1:48.485	2	18.003	1:47.331	2	21.950	1:48.986
5	9.995	2:02.098	2	13.341	1:48.454	2	15.776	1:48.071	5	18.929	1:47.284	5	22.313	1:48.423
7	10.740	2:02.843	5	13.692	1:49.826	5	16.749	1:48.693	7	21.267	1:48.264	17	24.621	1:46.217
2	11.016	2:03.119	7	14.855	1:50.244	7	18.107	1:48.888	17	23.443	1:47.952	7	24.986	1:48.758
31	13.021	2:05.124	31	16.685	1:49.793	40	19.900	1:48.323	31	24.233	1:48.689	40	26.753	1:47.519
40	13.503	2:05.606	40	17.213	1:49.839	17	20.595	1:47.654	40	24.273	1:49.477	31	27.618	1:48.424
69	14.293	2:06.396	17	18.577	1:49.620	31	20.648	1:49.599	69	28.946	1:49.541	69	33.692	1:49.785
17	15.086	2:07.189	69	19.902	1:51.738	69	24.509	1:50.243	11	38.712	1:50.845	11	43.839	1:50.166
11	19.245	2:11.348	11	27.589	1:54.473	11	32.971	1:51.018	51	46.497	2:18.834 P			

Weather / Track : Bright / Dry

Milltek Sport Volkswagen Racing Cup

RACE 2 - ROUND 16 - LAP CHART

LAP 6 @ 17:15:32.017			LAP 7 @ 17:17:16.837			LAP 8 @ 17:19:02.065			LAP 9 @ 17:20:47.136			LAP 10 @ 17:22:31.956		
NO	BEHIND	LAP TIME	NO	BEHIND	LAP TIME	NO	BEHIND	LAP TIME	NO	BEHIND	LAP TIME	NO	BEHIND	LAP TIME
24		1:45.096	24		1:44.820	24		1:45.228	24		1:45.071	24		1:44.820
12	2.684	1:44.786	12	2.579	1:44.715	12	1.870	1:44.519	12	1.309	1:44.510	12	0.739	1:44.250
1	3.118	1:45.543	99	3.550	1:44.809	22	3.463	1:44.569	22	3.201	1:44.809	22	2.722	1:44.341
99	3.561	1:45.252	1	3.906	1:45.608	99	3.799	1:45.477	99	3.582	1:44.854	98	3.079	1:44.181
8	3.749	1:44.825	22	4.122	1:44.858	98	4.240	1:44.812	98	3.718	1:44.549	99	4.473	1:45.711
22	4.084	1:45.482	8	4.496	1:45.567	8	4.614	1:45.346	8	4.360	1:44.817	8	4.726	1:45.186
98	4.521	1:43.907	98	4.656	1:44.955	1	5.243	1:46.565	1	5.991	1:45.819	33	7.434	1:46.023
33	5.417	1:46.090	33	6.327	1:45.730	33	6.022	1:44.923	33	6.231	1:45.280	1	8.221	1:47.050
9	7.868	1:45.828	9	9.233	1:46.185	19	9.983	1:45.196	19	8.940	1:44.028	19	8.488	1:44.368
3	8.009	1:46.182	3	9.712	1:46.523	9	10.169	1:46.164	3	10.581	1:45.224	3	11.031	1:45.270
19	9.451	1:44.765	19	10.015	1:45.384	3	10.428	1:45.944	9	11.216	1:46.118	9	11.997	1:45.601
6	11.894	1:45.850	6	13.227	1:46.153	6	14.258	1:46.259	6	15.293	1:46.106	6	16.255	1:45.782
42	14.449	1:47.054	20	16.040	1:46.187	20	16.660	1:45.848	20	17.382	1:45.793	20	18.554	1:45.992
20	14.673	1:46.365	42	17.749	1:48.120	42	21.023	1:48.502	42	23.387	1:47.435	42	26.035	1:47.468
77	21.465	1:47.764	77	23.683	1:47.038	77	26.468	1:48.013	77	28.436	1:47.039	77	30.984	1:47.368
16	24.138	1:48.506	16	27.213	1:47.895	16	29.418	1:47.433	17	33.957	1:47.406	17	36.527	1:47.390
66	24.295	1:48.234	2	28.448	1:48.575	17	31.622	1:48.018	16	34.419	1:50.072	16	37.463	1:47.864
2	24.693	1:47.839	17	28.832	1:47.849	66	31.812	1:47.863	2	35.835	1:48.597	2	40.489	1:49.474
17	25.803	1:46.278	66	29.177	1:49.702	2	32.309	1:49.089	5	36.421	1:48.592	40	40.836	1:47.863
5	26.513	1:49.296	5	29.542	1:47.849	5	32.900	1:48.586	40	37.793	1:49.031	7	41.012	1:47.573
7	27.676	1:47.786	7	30.895	1:48.039	7	33.396	1:47.729	7	38.259	1:49.934	5	41.033	1:49.432
40	28.148	1:46.491	40	31.180	1:47.852	40	33.833	1:47.881	31	39.359	1:48.137	31	42.272	1:47.733
31	30.590	1:48.068	31	34.201	1:48.431	31	36.293	1:47.320	66	45.313	1:58.572 P	69	55.521	1:49.159
69	38.421	1:49.825	69	43.551	1:49.950	69	47.727	1:49.404	69	51.182	1:48.526	11	58.990	1:47.429
11	47.978	1:49.235	11	51.334	1:48.176	11	53.345	1:47.239	11	56.381	1:48.107			

Weather / Track : Bright / Dry

Results can be found at www.tsl-timing.com

Page 2 of 5

Donington Park GP
 Circuit Length = 2.4873 miles
 Start: 17:04 Flag 17:45 End: 17:47

Printed - 17:51 Sunday, 13 September 2015

Milltek Sport Volkswagen Racing Cup

RACE 2 - ROUND 16 - LAP CHART

LAP 11 @ 17:24:16.848			LAP 12 @ 17:26:01.529			LAP 13 @ 17:27:46.257			LAP 14 @ 17:29:30.867			LAP 15 @ 17:31:15.772		
NO	BEHIND	LAP TIME	NO	BEHIND	LAP TIME	NO	BEHIND	LAP TIME	NO	BEHIND	LAP TIME	NO	BEHIND	LAP TIME
24		1:44.892	12		1:44.436	12		1:44.728	12		1:44.610	12		1:44.905
12	0.245	1:44.398	24	0.368	1:45.049	24	0.671	1:45.031	24	0.981	1:44.920	24	0.780	1:44.704
98	3.715	1:45.528	98	3.282	1:44.248	98	3.126	1:44.572	98	2.893	1:44.377	98	2.150	1:44.162
22	4.206	1:46.376	22	4.213	1:44.688	22	3.923	1:44.438	22	3.768	1:44.455	22	3.654	1:44.791
99	5.301	1:45.720	99	5.244	1:44.624	99	5.152	1:44.636	99	5.097	1:44.555	99	5.232	1:45.040
8	5.769	1:45.935	8	5.893	1:44.805	8	5.935	1:44.770	19	6.423	1:44.444	19	5.675	1:44.157
19	7.934	1:44.338	19	7.329	1:44.076	19	6.589	1:43.988	8	6.578	1:45.253	8	8.073	1:46.400
33	8.666	1:46.124	33	8.819	1:44.834	33	9.050	1:44.959	33	9.820	1:45.380	33	10.308	1:45.393
1	9.834	1:46.505	1	10.480	1:45.327	1	11.595	1:45.843	1	12.672	1:45.687	1	13.299	1:45.532
3	11.235	1:45.096	3	12.108	1:45.554	3	12.523	1:45.143	3	13.041	1:45.128	3	13.560	1:45.424
9	12.411	1:45.306	9	13.825	1:46.095	9	14.638	1:45.541	9	15.759	1:45.731	9	16.217	1:45.363
6	16.755	1:45.392	6	17.360	1:45.286	6	18.163	1:45.531	6	19.507	1:45.954	6	19.581	1:44.979
20	18.615	1:44.953	20	18.807	1:44.873	20	18.913	1:44.834	20	19.709	1:45.406	20	20.221	1:45.417
42	28.274	1:47.131	42	31.041	1:47.448	42	32.963	1:46.650	42	35.739	1:47.386	42	38.562	1:47.728
77	33.125	1:47.033	77	35.588	1:47.144	77	37.692	1:46.832	77	40.452	1:47.370	77	42.717	1:47.170
17	39.172	1:47.537	17	42.204	1:47.713	17	45.619	1:48.143	17	48.751	1:47.742	17	52.020	1:48.174
16	40.394	1:47.823	16	43.685	1:47.972	16	46.622	1:47.665	16	50.076	1:48.064	16	52.805	1:47.634
2	43.545	1:47.948	2	47.061	1:48.197	2	51.546	1:49.213	40	54.433	1:47.388	40	56.881	1:47.353
40	43.695	1:47.751	40	47.317	1:48.303	40	51.655	1:49.066	2	55.267	1:48.331	2	57.962	1:47.600
7	44.128	1:48.008	7	47.369	1:47.922	7	52.062	1:49.421	7	55.596	1:48.144	7	58.215	1:47.524
5	45.491	1:49.350	5	48.889	1:48.079	31	54.260	1:49.615	5	57.614	1:47.943	5	1:00.249	1:47.540
31	45.746	1:48.366	31	49.373	1:48.308	5	54.281	1:50.120	31	58.755	1:49.105	31	1:01.304	1:47.454
69	59.126	1:48.497	69	1:03.509	1:49.064	69	1:07.361	1:48.580	69	1:11.472	1:48.721	69	1:15.569	1:49.002
11	1:00.935	1:46.837	11	1:04.196	1:47.942	11	1:08.199	1:48.731	11	1:11.943	1:48.354	11	1:15.808	1:48.770

Weather / Track : Bright / Dry

Milltek Sport Volkswagen Racing Cup

RACE 2 - ROUND 16 - LAP CHART

LAP 16 @ 17:33:00.168			LAP 17 @ 17:34:44.854			LAP 18 @ 17:36:29.696			LAP 19 @ 17:38:14.449			LAP 20 @ 17:39:59.111		
NO	BEHIND	LAP TIME	NO	BEHIND	LAP TIME	NO	BEHIND	LAP TIME	NO	BEHIND	LAP TIME	NO	BEHIND	LAP TIME
12		1:44.396	12		1:44.686	12		1:44.842	12		1:44.753	12		1:44.662
24	0.966	1:44.582	24	0.820	1:44.540	24	1.094	1:45.116	24	0.670	1:44.329	24	0.887	1:44.879
98	2.650	1:44.896	98	2.185	1:44.221	98	1.692	1:44.349	98	1.393	1:44.454	98	1.179	1:44.448
22	3.962	1:44.704	22	3.807	1:44.531	22	3.746	1:44.781	22	4.219	1:45.226	22	4.172	1:44.615
99	7.043	1:46.207	99	7.616	1:45.259	19	7.715	1:44.647	19	7.381	1:44.419	19	7.142	1:44.423
19	7.485	1:46.206	19	7.910	1:45.111	99	8.405	1:45.631	99	8.764	1:45.112	99	9.184	1:45.082
8	9.709	1:46.032	8	10.722	1:45.699	8	11.401	1:45.521	8	11.848	1:45.200	8	12.472	1:45.286
33	11.006	1:45.094	33	11.656	1:45.336	33	11.728	1:44.914	33	12.195	1:45.220	33	12.895	1:45.362
3	15.240	1:46.076	3	15.695	1:45.141	3	16.292	1:45.439	3	16.875	1:45.336	3	17.658	1:45.445
1	15.657	1:46.754	1	16.235	1:45.264	1	16.767	1:45.374	1	17.326	1:45.312	1	18.159	1:45.495
9	17.082	1:45.261	9	18.161	1:45.765	9	18.532	1:45.213	9	19.180	1:45.401	9	19.636	1:45.118
6	20.324	1:45.139	6	20.748	1:45.110	6	21.184	1:45.278	6	21.605	1:45.174	6	22.017	1:45.074
20	21.027	1:45.202	20	22.207	1:45.866	20	22.686	1:45.321	20	23.408	1:45.475	20	25.874	1:47.128 P
42	42.689	1:48.523	42	45.597	1:47.594	5	1 Lap	3:08.383 P	42	49.775	1:46.663	42	52.265	1:47.152
66	6 Laps	12:12.483	77	47.748	1:47.022	42	47.865	1:47.110	77	52.951	1:47.411	77	55.971	1:47.682
77	45.412	1:47.091	66	6 Laps	1:49.122	77	50.293	1:47.387	66	6 Laps	1:46.912	66	6 Laps	1:49.753
17	55.524	1:47.900	17	58.665	1:47.827	66	6 Laps	1:46.963	17	1:04.362	1:47.409	17	1:07.294	1:47.594
16	56.231	1:47.822	16	59.206	1:47.661	17	1:01.706	1:47.883	40	1:06.199	1:48.515	40	1:10.625	1:49.088
40	59.023	1:46.538	40	1:00.765	1:46.428	16	1:01.916	1:47.552	16	1:06.224	1:49.061	16	1:10.941	1:49.379
7	1:02.597	1:48.778	7	1:06.511	1:48.600	40	1:02.437	1:46.514	7	1:12.519	1:47.565	7	1:15.728	1:47.871
2	1:02.961	1:49.395	31	1:08.579	1:48.778	7	1:09.707	1:48.038	31	1:15.212	1:48.085	31	1:18.575	1:48.025
5	1:03.080	1:47.227	2	1:12.344	1:54.069	31	1:11.880	1:48.143	2	1:20.773	1:49.276	2	1:26.742	1:50.631 P
31	1:04.487	1:47.579	11	1:23.182	1:47.507	2	1:16.250	1:48.748	11	1:28.791	1:47.839	11	1:31.689	1:47.560
69	1:20.013	1:48.840	69	1:24.809	1:49.482	11	1:25.705	1:47.365	69	1:31.557	1:48.243	69	1:35.401	1:48.506
11	1:20.361	1:48.949				69	1:28.067	1:48.100						

Weather / Track : Bright / Dry

Donington Park GP
 Circuit Length = 2.4873 miles
 Start: 17:04 Flag 17:45 End: 17:47

Milltek Sport Volkswagen Racing Cup

RACE 2 - ROUND 16 - LAP CHART

LAP 21 @ 17:41:44.006			LAP 22 @ 17:43:29.266			LAP 23 @ 17:45:14.614		
NO	BEHIND	LAP TIME	NO	BEHIND	LAP TIME	NO	BEHIND	LAP TIME
12		1:44.895	12		1:45.260	12		1:45.348
24	0.588	1:44.596	24	0.614	1:45.286	24	0.596	1:45.330
98	0.899	1:44.615	98	1.061	1:45.422	98	1.103	1:45.390
22	4.102	1:44.825	2	1 Lap	2:07.460	22	3.738	1:44.925
19	6.857	1:44.610	22	4.161	1:45.319	19	6.020	1:45.134
99	9.553	1:45.264	19	6.234	1:44.637	2	1 Lap	1:48.567
33	13.268	1:45.268	99	9.311	1:45.018	99	9.486	1:45.523
8	13.643	1:46.066	33	13.688	1:45.680	33	13.750	1:45.410
3	18.038	1:45.275	8	14.767	1:46.384	8	15.201	1:45.782
1	18.787	1:45.523	3	18.191	1:45.413	3	18.320	1:45.477
9	19.677	1:44.936	1	18.866	1:45.339	1	19.015	1:45.497
6	23.235	1:46.113	9	19.727	1:45.310	9	19.737	1:45.358
20	41.994	2:01.015	6	23.584	1:45.609	6	24.046	1:45.810
42	54.753	1:47.383	20	43.833	1:47.099	20	44.500	1:46.015
77	58.485	1:47.409	42	57.069	1:47.576	42	59.252	1:47.531
66	6 Laps	1:47.968	77	1:00.593	1:47.368	77	1:02.092	1:46.847
17	1:10.283	1:47.884	66	6 Laps	1:46.684	66	6 Laps	1:47.129
40	1:12.436	1:46.706	17	1:12.522	1:47.499	17	1:15.195	1:48.021
16	1:13.659	1:47.613	40	1:14.148	1:46.972	40	1:15.590	1:46.790
7	1:18.510	1:47.677	16	1:16.068	1:47.669	16	1:18.376	1:47.656
31	1:22.071	1:48.391	7	1:21.907	1:48.657	7	1:24.815	1:48.256
11	1:35.273	1:48.479	31	1:25.189	1:48.378	31	1:28.120	1:48.279
69	1:38.685	1:48.179	11	1:37.757	1:47.744	11	1:39.829	1:47.420
			69	1:42.752	1:49.327	69	1:57.317	1:59.913

Weather / Track : Bright / Dry

Results can be found at www.tsl-timing.com

Page 5 of 5

Donington Park GP
Circuit Length = 2.4873 miles
Start: 17:04 Flag 17:45 End: 17:47

Printed - 17:51 Sunday, 13 September 2015

Milltek Sport Volkswagen Racing Cup

RACE 2 - ROUND 16 - POSITION CHART

No	Name	Lap																								
		Pos	1	2	3	4	5	6	7	8	9	10	11	12	13	14	15	16	17	18	19	20	21	22	23	
24	RUDD	1	24	24	24	24	24	24	24	24	24	24	24	24	12	12	12	12	12	12	12	12	12	12	12	
1	FULBROOK	2	1	1	1	1	1	1	12	12	12	12	12	12	24	24	24	24	24	24	24	24	24	24	24	
33	ORROCK	3	22	99	99	99	12	1	99	22	22	22	98	98	98	98	98	98	98	98	98	98	98	98	98	
22	FULLER	4	3	22	12	12	99	99	1	99	99	98	22	22	22	22	22	22	22	22	22	22	22	22	22	
3	HOUSE	5	99	12	8	22	22	8	22	98	98	99	99	99	99	99	99	99	99	99	19	19	19	19	19	
12	EPSS	6	12	8	22	8	8	22	8	8	8	8	8	8	8	8	19	19	19	19	99	99	99	99	99	
99	WALKER-TULLY	7	8	33	33	33	33	98	98	1	1	33	19	19	19	8	8	8	8	8	8	8	33	33	33	
8	MASON	8	33	9	9	9	98	33	33	33	33	1	33	33	33	33	33	33	33	33	33	33	8	8	8	
42	MORRIS	9	9	3	3	98	3	9	9	19	19	19	1	1	1	1	1	3	3	3	3	3	3	3	3	
77	SMITH	10	42	42	98	3	9	3	3	9	3	3	3	3	3	3	3	1	1	1	1	1	1	1	1	
9	MCMILLAN	11	77	98	42	6	19	19	19	3	9	9	9	9	9	9	9	9	9	9	9	9	9	9	9	
51	ANDREWS	12	51	77	6	19	6	6	6	6	6	6	6	6	6	6	6	6	6	6	6	6	6	6	6	
66	LITTLER	13	20	6	19	42	42	42	20	20	20	20	20	20	20	20	20	20	20	20	20	20	20	20	20	
20	MARCANO	14	66	51	77	20	20	20	42	42	42	42	42	42	42	42	42	42	42	42	42	42	42	42	42	
5	THOMPSON	15	98	20	20	77	77	77	77	77	77	77	77	77	77	77	77	77	77	77	77	77	77	77	77	
7	DEHADRAY	16	6	66	51	66	16	16	16	16	17	17	17	17	17	17	17	17	17	17	17	17	17	17	17	
16	TILLET	17	16	19	66	16	66	66	2	17	16	16	16	16	16	16	16	16	16	16	16	40	40	40	40	
69	CLYNES	18	19	16	16	2	2	2	17	66	2	2	2	2	2	40	40	40	40	40	40	16	16	16	16	
11	KING	19	5	2	2	5	5	17	66	2	5	40	40	40	40	2	2	7	7	7	7	7	7	7	7	
17	SNAYLAM	20	7	5	5	7	17	5	5	5	40	7	7	7	7	7	7	2	31	31	31	31	31	31	31	
2	EWING	21	2	7	7	17	7	7	7	7	7	5	5	5	31	5	5	5	2	2	2	2	11	11	11	
40	TOMLINSON	22	31	31	40	31	40	40	40	40	31	31	31	31	31	5	31	31	31	11	11	11	11	69	69	69
31	WILSON	23	40	40	17	40	31	31	31	31	66	69	69	69	69	69	69	69	69	69	69	69	69	2	2	
6	SUTTON	24	69	17	31	69	69	69	69	69	69	11	11	11	11	11	11	11	11	5						
19	THOMPSON	25	17	69	69	11	11	11	11	11	11	66	66	66	66	66	66	66	66							
98	BARRABLE	26	11	11	11	51																				

Weather / Track : Bright / Dry

Results can be found at www.tsl-timing.com

Donington Park GP
 Circuit Length = 2.4873 miles
 Start: 17:04 Flag 17:45 End: 17:47

Printed - 17:52 Sunday, 13 September 2015

Milltek Sport Volkswagen Racing Cup

RACE 2 - ROUND 16 - BEST SPEEDS

POS	INTERMEDIATE 1			INTERMEDIATE 2			FINISH LINE		
	NO	NAME	MPH	NO	NAME	MPH	NO	NAME	MPH
1	20	MARCANO	118.3	11	KING	117.7	8	MASON	84.7
2	6	SUTTON	117.5	42	MORRIS	117.5	11	KING	84.0
3	11	KING	117.5	3	HOUSE	117.3	19	THOMPSON	84.0
4	22	FULLER	117.5	7	DEHADRAY	116.9	98	BARRABLE	83.9
5	99	WALKER-TULLY	117.5	22	FULLER	116.7	3	HOUSE	83.6
6	19	THOMPSON	117.3	6	SUTTON	116.5	42	MORRIS	83.5
7	1	FULBROOK	117.1	17	SNAYLAM	116.5	7	DEHADRAY	83.4
8	12	EPPS	117.1	99	WALKER-TULLY	116.5	5	THOMPSON	83.3
9	33	ORROCK	116.9	8	MASON	116.3	40	TOMLINSON	83.3
10	98	BARRABLE	116.5	19	THOMPSON	116.3	20	MARCANO	83.0
11	8	MASON	115.9	98	BARRABLE	116.3	22	FULLER	82.9
12	3	HOUSE	115.7	1	FULBROOK	116.1	1	FULBROOK	82.8
13	24	RUDD	115.7	5	THOMPSON	116.1	51	ANDREWS	82.8
14	9	MCMILLAN	115.3	24	RUDD	116.1	69	CLYNES	82.8
15	66	LITTLER	115.1	51	ANDREWS	116.1	17	SNAYLAM	82.7
16	16	TILLET	114.7	33	ORROCK	115.9	12	EPPS	82.5
17	40	TOMLINSON	114.7	66	LITTLER	115.9	24	RUDD	82.4
18	17	SNAYLAM	114.3	40	TOMLINSON	115.7	33	ORROCK	82.3
19	2	EWING	114.1	77	SMITH	115.7	66	LITTLER	82.3
20	77	SMITH	114.1	9	MCMILLAN	115.5	77	SMITH	82.3
21	5	THOMPSON	113.1	69	CLYNES	115.1	6	SUTTON	82.2
22	31	WILSON	110.7	12	EPPS	114.5	31	WILSON	81.8
23	7	DEHADRAY	109.8	20	MARCANO	114.5	9	MCMILLAN	81.7
24	42	MORRIS	108.7	2	EWING	113.3	99	WALKER-TULLY	80.9
25	51	ANDREWS	108.2	16	TILLET	112.7	2	EWING	80.7
26	69	CLYNES	104.0	31	WILSON	111.4	16	TILLET	80.6

Weather / Track : Bright / Dry

Results can be found at www.tsl-timing.com

Donington Park GP
Circuit Length = 2.4873 miles
Start: 17:04 Flag 17:45 End: 17:47

Printed - 17:49 Sunday, 13 September 2015

Milltek Sport Volkswagen Racing Cup

RACE 2 - ROUND 16 - BEST SECTORS

SECTOR 1			SECTOR 2			SECTOR 3			IDEAL / BEST COMPARISON						
POS	NO	NAME	TIME	NO	NAME	TIME	NO	NAME	TIME	POS	NO	NAME	IDEAL	BEST	DIFF
													PERFECT LAP	1:43.356	
1	98	BARRABLE	23.064	19	THOMPSON	40.470	98	BARRABLE	39.822	1	98	BARRABLE	1:43.540	1:43.907	0.367
2	24	RUDD	23.084	22	FULLER	40.646	12	EPPS	39.881	2	19	THOMPSON	1:43.551	1:43.988	0.437
3	19	THOMPSON	23.085	98	BARRABLE	40.654	19	THOMPSON	39.996	3	22	FULLER	1:44.039	1:44.341	0.302
4	22	FULLER	23.125	99	WALKER-TULLY	40.770	20	MARCANO	40.171	4	12	EPPS	1:44.046	1:44.250	0.204
5	8	MASON	23.147	24	RUDD	40.909	99	WALKER-TULLY	40.236	5	99	WALKER-TULLY	1:44.192	1:44.526	0.334
6	99	WALKER-TULLY	23.186	12	EPPS	40.924	1	FULBROOK	40.240	6	24	RUDD	1:44.298	1:44.329	0.031
7	9	MCMILLAN	23.197	20	MARCANO	40.970	6	SUTTON	40.241	7	20	MARCANO	1:44.381	1:44.834	0.453
8	6	SUTTON	23.227	1	FULBROOK	41.000	3	HOUSE	40.256	8	8	MASON	1:44.421	1:44.770	0.349
9	20	MARCANO	23.240	8	MASON	41.000	22	FULLER	40.268	9	1	FULBROOK	1:44.636	1:45.201	0.565
10	12	EPPS	23.241	33	ORROCK	41.043	33	ORROCK	40.268	10	9	MCMILLAN	1:44.637	1:44.936	0.299
11	11	KING	23.318	9	MCMILLAN	41.115	8	MASON	40.274	11	33	ORROCK	1:44.661	1:44.834	0.173
12	40	TOMLINSON	23.347	3	HOUSE	41.118	24	RUDD	40.305	12	3	HOUSE	1:44.753	1:45.096	0.343
13	33	ORROCK	23.350	17	SNAYLAM	41.128	9	MCMILLAN	40.325	13	6	SUTTON	1:44.779	1:44.979	0.200
14	3	HOUSE	23.379	6	SUTTON	41.311	66	LITTLER	40.838	14	17	SNAYLAM	1:45.918	1:46.217	0.299
15	1	FULBROOK	23.396	40	TOMLINSON	41.499	42	MORRIS	40.881	15	40	TOMLINSON	1:46.003	1:46.428	0.425
16	42	MORRIS	23.561	5	THOMPSON	41.663	77	SMITH	40.980	16	42	MORRIS	1:46.168	1:46.650	0.482
17	17	SNAYLAM	23.577	31	WILSON	41.719	11	KING	41.077	17	5	THOMPSON	1:46.445	1:47.227	0.782
18	77	SMITH	23.594	42	MORRIS	41.726	5	THOMPSON	41.098	18	66	LITTLER	1:46.457	1:46.684	0.227
19	16	TILLET	23.643	66	LITTLER	41.820	31	WILSON	41.137	19	11	KING	1:46.476	1:46.837	0.361
20	7	DEHADRAY	23.652	7	DEHADRAY	41.862	40	TOMLINSON	41.157	20	77	SMITH	1:46.561	1:46.832	0.271
21	5	THOMPSON	23.684	77	SMITH	41.987	16	TILLET	41.171	21	31	WILSON	1:46.788	1:47.320	0.532
22	2	EWING	23.688	2	EWING	42.000	17	SNAYLAM	41.213	22	7	DEHADRAY	1:46.862	1:47.524	0.662
23	66	LITTLER	23.799	11	KING	42.081	69	CLYNES	41.263	23	16	TILLET	1:46.898	1:47.433	0.535
24	69	CLYNES	23.816	16	TILLET	42.084	7	DEHADRAY	41.348	24	2	EWING	1:47.211	1:47.331	0.120
25	51	ANDREWS	23.855	51	ANDREWS	42.494	2	EWING	41.523	25	69	CLYNES	1:47.669	1:48.100	0.431
26	31	WILSON	23.932	69	CLYNES	42.590	51	ANDREWS	41.902	26	51	ANDREWS	1:48.251	1:49.148	0.897

Weather / Track : Bright / Dry

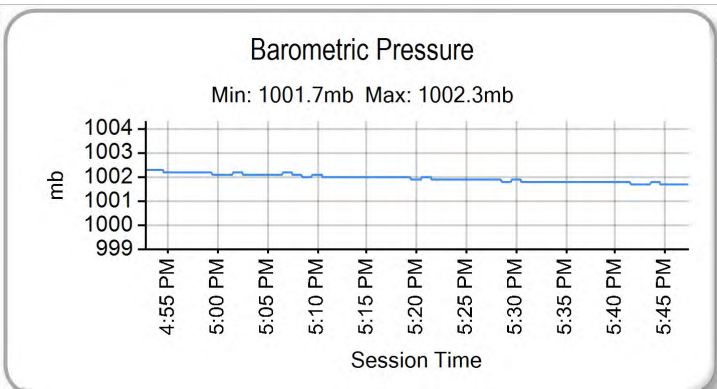
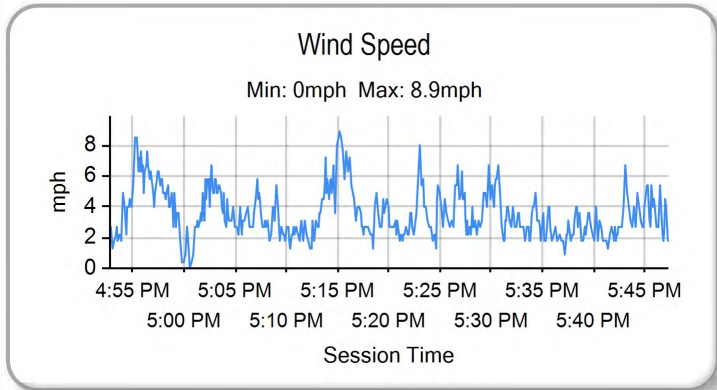
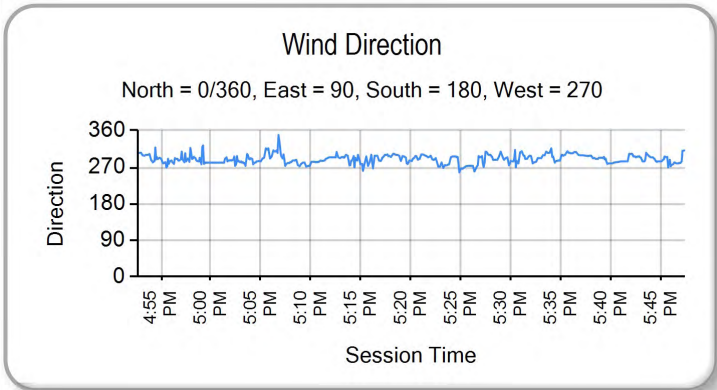
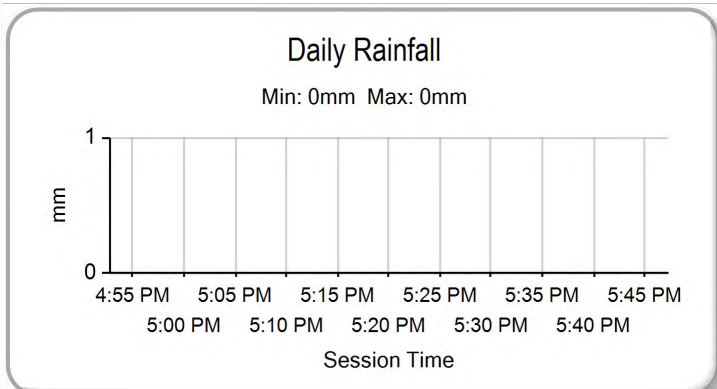
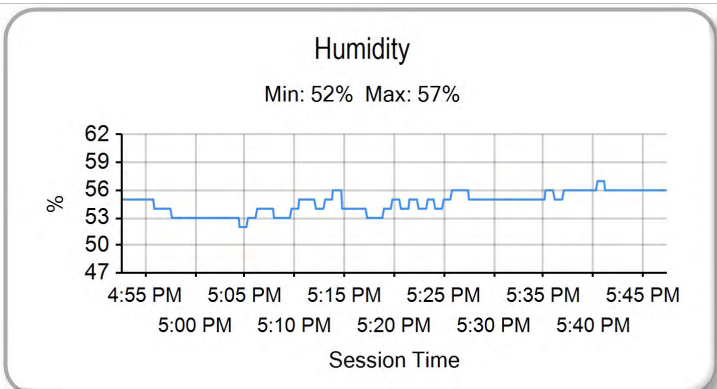
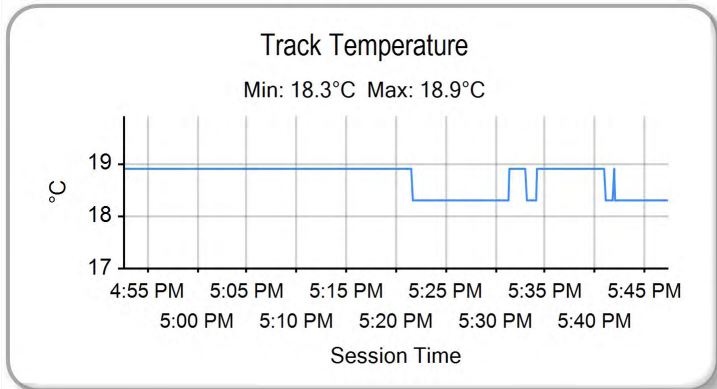
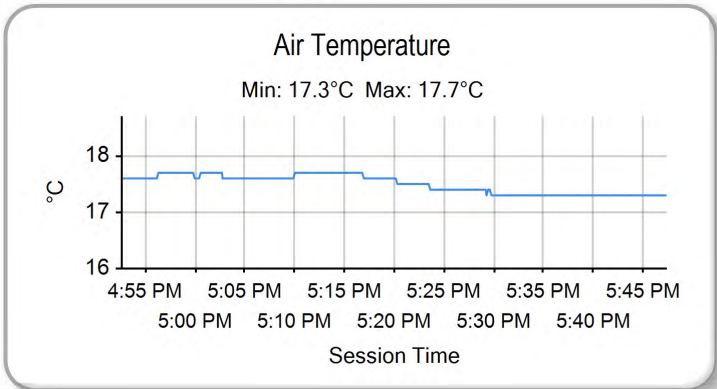
Results can be found at www.tsl-timing.com

Donington Park GP
 Circuit Length = 2.4873 miles
 Start: 17:04 Flag 17:45 End: 17:47

Printed - 17:49 Sunday, 13 September 2015

Milltek Sport Volkswagen Racing Cup

RACE 2 - ROUND 16 - WEATHER CONDITIONS



Weather / Track : Bright / Dry

Results can be found at www.tsl-timing.com

Donington Park GP
 Circuit Length = 2.4873 miles
 Start: 17:04 Flag 17:45 End: 17:47

Printed - 17:53 Sunday, 13 September 2015