



MILLTEK SPORT VOLKSWAGEN RACING CUP

Round 13 & 14
Snetterton 300

22nd & 23rd August 2015



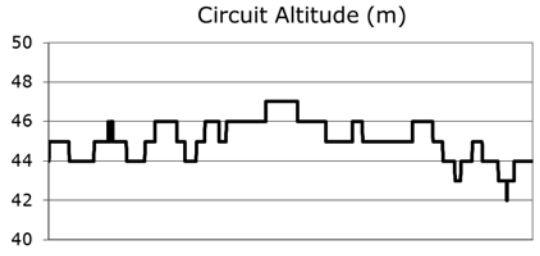
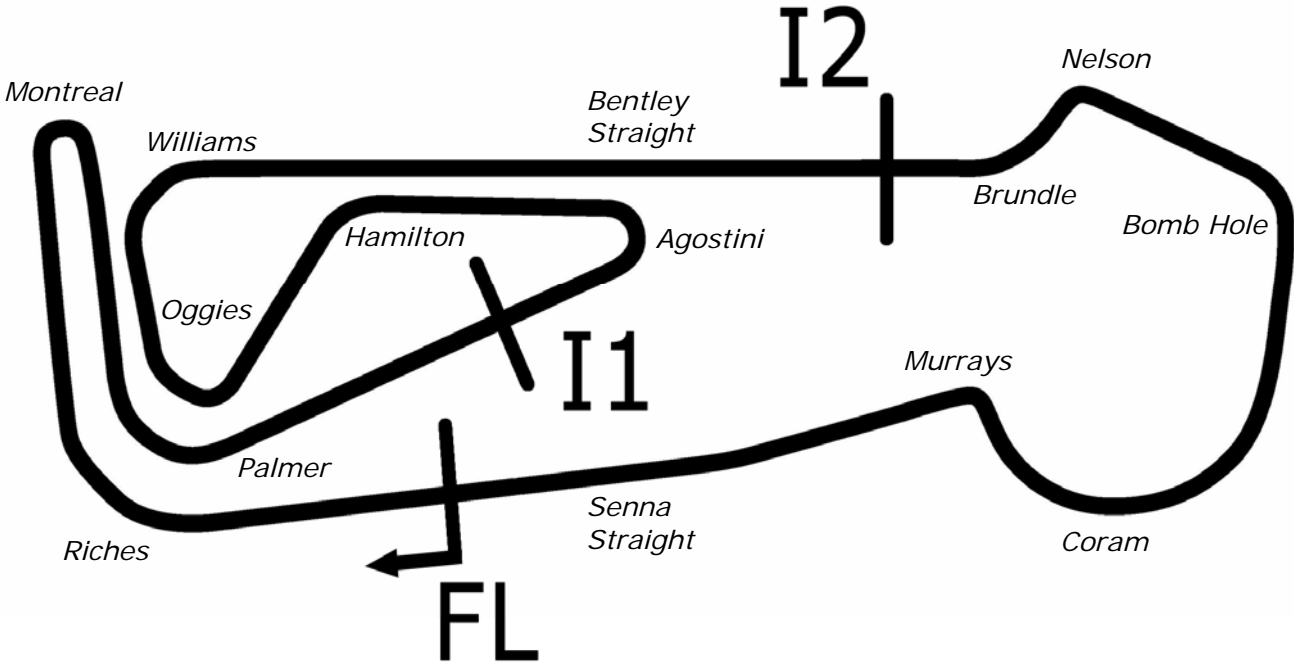
Results Provided by Timing Solutions Ltd
www.tsl-timing.com

Snetterton 300



SPORTS TIMING

TIMING SOLUTIONS LTD



Length	2.9689 miles	4778.0 m	
FL		52.46340 N	0.94476 E
I1	1545m	52.46487 N	0.94466 E
I2	3198m	52.46617 N	0.94964 E
Pit Entry	4572m	52.46364 N	0.94774 E
Pit Exit	40m after FL	52.46338 N	0.94420 E
Pit Entry–Pit Exit 246m, 17.7s @50kph, 14.7s @60kph			

All results available at www.tsl-timing.com

Milltek Sport Volkswagen Racing Cup

QUALIFYING - RACE 5 - ROUND 13 - CLASSIFICATION

POS	NO	NAME	ENTRY	TIME	ON	LAPS	GAP	DIFF	MPH
1	19	Bobby THOMPSON	Golf	2:07.020	4	6			84.14
2	1	Joe FULBROOK	Golf	2:07.127	7	10	0.107	0.107	84.07
3	9	Joe MCMILLAN	Scirocco	2:07.417	8	8	0.397	0.290	83.88
4	3	Phil HOUSE	Scirocco	2:07.424	4	6	0.404	0.007	83.87
5	99	Jack WALKER-TULLY	Scirocco	2:07.490	6	7	0.470	0.066	83.83
6	33	Lucas ORROCK	Scirocco	2:07.649	5	9	0.629	0.159	83.73
7	98	Robert BARRABLE	Golf	2:07.843	8	10	0.823	0.194	83.60
8	8	Aaron MASON	Scirocco	2:07.961	6	9	0.941	0.118	83.52
9	12	Michael EPPS	Golf	2:07.982	6	9	0.962	0.021	83.51
10	24	Simon RUDD	Golf	2:08.122	8	8	1.102	0.140	83.42
11	22*	Howard FULLER	Golf	2:08.652	8	9	1.632	0.530	83.07
12	40	Simon TOMLINSON	Golf	2:09.490	10	10	2.470	0.838	82.53
13	17	Tim SNAYLAM	Scirocco	2:09.602	5	9	2.582	0.112	82.46
14	20	Damani MARCANO	Golf	2:11.218	9	9	4.198	1.616	81.45
15	31	Matthew WILSON	Golf	2:11.658	8	9	4.638	0.440	81.18
16	27	Andrew DUNCAN	Scirocco	2:12.098	9	9	5.078	0.440	80.91
17	7	Paul DEHADRAY	Scirocco	2:12.378	9	9	5.358	0.280	80.73
18	51	Simon ANDREWS	Golf	2:12.728	7	9	5.708	0.350	80.52
19	2	Graham EWING	Golf	2:12.833	9	9	5.813	0.105	80.46
20	16	Laura TILLET	Golf	2:12.997	8	9	5.977	0.164	80.36
21	66*	Pete LITTLER	Scirocco	2:14.021	7	8	7.001	1.024	79.74

Cars 22 and 66 - Please fit a working transponder

Weather / Track : Cloudy / Dry

These results are provisional until the conclusion of any judicial and technical matters.

Snetterton 300

Circuit Length = 2.9689 miles

Start: 17:18 Flag 17:38 End: 17:40

Clerk Of Course :	Timekeeper :
-------------------	--------------

Milltek Sport Volkswagen Racing Cup

QUALIFYING - RACE 5 - ROUND 13 - SECTOR ANALYSIS

SECTOR 1 = FL to I1, SECTOR 2 = I1 to I2, SECTOR 3 = I2 to FL, DIFF = Difference To Personal Best Lap

P1		19		Bobby THOMPSON			Golf				
IDEAL LAP TIME : 2:06.843		BEST LAP TIME : 2:07.020			DIFFERENCE : 0.177						
LAP	SECTOR 1	SECTOR 2		SECTOR 3		LAP TIME	MPH	DIFF	TIME OF DAY		
1 -	OUTLAP	103.0	48.771	112.4	43.588	108.5	2:18.305	77.27	11.285	17:20:58.160	
2 -	40.658	105.8	45.861	117.5	43.521	109.6	2:10.040	82.19	3.020	17:23:08.200	
3 -	40.212	105.6	45.584	115.3	42.191	108.4	2:07.987	83.50	0.967	17:25:16.187	
4 -	39.866	106.0	45.282	116.1	41.872	109.8	2:07.020 (1)	84.14		17:27:23.207	
5 -	39.887	106.5	45.527	115.7	41.947	108.7	2:07.361 (3)	83.91	0.341	17:29:30.568	
6 -	39.782	105.6	45.189	115.5	42.054	109.1	2:07.025 (2)	84.14	0.005	17:31:37.593	

P2		1		Joe FULBROOK			Golf				
IDEAL LAP TIME : 2:07.003		BEST LAP TIME : 2:07.127			DIFFERENCE : 0.124						
LAP	SECTOR 1	SECTOR 2		SECTOR 3		LAP TIME	MPH	DIFF	TIME OF DAY		
1 -	OUTLAP	98.9	49.674	102.4	44.551	108.7	2:22.564	74.97	15.437	17:20:49.496	
2 -	40.833	104.3	45.835	119.4	42.481	109.1	2:09.149	82.75	2.022	17:22:58.645	
3 -	40.337	104.8	45.554	120.0	42.297	109.1	2:08.188	83.37	1.061	17:25:06.833	
4 -	40.321	104.3	45.426	118.3	42.110	109.4	2:07.857	83.59	0.730	17:27:14.690	
5 -	40.329	104.8	45.796	116.5	42.285	108.9	2:08.410	83.23	1.283	17:29:23.100	
6 -	40.161	102.9	45.684	117.5	41.902	108.4	2:07.747 (2)	83.66	0.620	17:31:30.847	
7 -	39.841	105.3	45.550	118.5	41.736	109.1	2:07.127 (1)	84.07		17:33:37.974	
8 -	40.627	89.5	49.959	97.9	46.531	109.1	2:17.117	77.94	9.990	17:35:55.091	
9 -	40.135	104.5	45.469	116.9	42.154	108.2	2:07.758 (3)	83.65	0.631	17:38:02.849	
10 -	40.234	103.4	45.530	117.3	42.319	108.4	2:08.083	83.44	0.956	17:40:10.932	

P3		9		Joe MCMILLAN			Scirocco				
IDEAL LAP TIME : 2:07.389		BEST LAP TIME : 2:07.417			DIFFERENCE : 0.028						
LAP	SECTOR 1	SECTOR 2		SECTOR 3		LAP TIME	MPH	DIFF	TIME OF DAY		
1 -	OUTLAP	97.3	50.086	115.7	45.606	107.3	2:26.796	72.80	19.379	17:21:29.537	
2 -	41.019	105.0	46.690	115.9	42.788	108.0	2:10.497	81.90	3.080	17:23:40.034	
3 -	40.189	105.5	46.765	114.7	42.169	108.7	2:09.123	82.77	1.706	17:25:49.157	
4 -	40.666	105.0	45.896	116.5	42.215	110.0	2:08.777 (3)	82.99	1.360	17:27:57.934	
5 -	40.582	105.0	45.709	115.1	42.232	107.8	2:08.523 (2)	83.16	1.106	17:30:06.457	
6 -	39.998	105.1	45.476	116.7	IN PIT		2:51.416 P	62.35	43.999	17:32:57.873	
7 -	OUTLAP	104.5	45.616	116.3	42.515	108.2	2:10.734	81.75	3.317	17:35:08.607	
8 -	39.973	104.2	45.504	115.1	41.940	109.2	2:07.417 (1)	83.88		17:37:16.024	

P4		3		Phil HOUSE			Scirocco				
IDEAL LAP TIME : 2:07.424		BEST LAP TIME : 2:07.424			DIFFERENCE : 0.000						
LAP	SECTOR 1	SECTOR 2		SECTOR 3		LAP TIME	MPH	DIFF	TIME OF DAY		
1 -	OUTLAP	71.6	52.375	105.3	45.579	107.3	2:31.799	70.40	24.375	17:21:21.975	
2 -	40.425	105.3	45.732	117.3	42.086	109.6	2:08.243 (2)	83.34	0.819	17:23:30.218	
3 -	45.030	76.3	46.905	117.7	44.831	108.2	2:16.766 (3)	78.14	9.342	17:25:46.984	
4 -	40.013	105.8	45.416	117.7	41.995	108.0	2:07.424 (1)	83.87		17:27:54.408	
5 -	44.995	92.9	53.363	112.5	44.802	107.5	2:23.160	74.65	15.736	17:30:17.568	
6 -	40.421	95.3	52.622	84.5	48.682	96.1	2:21.725	75.41	14.301	17:32:39.293	

P5		99		Jack WALKER-TULLY			Scirocco				
IDEAL LAP TIME : 2:07.490		BEST LAP TIME : 2:07.490			DIFFERENCE : 0.000						
LAP	SECTOR 1	SECTOR 2		SECTOR 3		LAP TIME	MPH	DIFF	TIME OF DAY		
1 -	OUTLAP	72.3	52.447	106.5	43.479	110.1	2:32.681	70.00	25.191	17:21:18.931	
2 -	40.818	102.9	46.318	117.1	42.464	109.8	2:09.600	82.46	2.110	17:23:28.531	
3 -	40.966	104.2	45.752	116.5	42.386	108.5	2:09.104	82.78	1.614	17:25:37.635	
4 -	40.100	104.2	45.672	117.1	42.337	110.0	2:08.109 (2)	83.42	0.619	17:27:45.744	
5 -	44.909	105.1	47.174	115.1	42.225	108.9	2:14.308	79.57	6.818	17:30:00.052	
6 -	39.960	104.0	45.467	117.3	42.063	108.5	2:07.490 (1)	83.83		17:32:07.542	
7 -	40.393	103.8	45.652	115.5	42.073	108.4	2:08.118 (3)	83.42	0.628	17:34:15.660	

Weather / Track : Cloudy / Dry

Milltek Sport Volkswagen Racing Cup

QUALIFYING - RACE 5 - ROUND 13 - SECTOR ANALYSIS

SECTOR 1 = FL to I1, SECTOR 2 = I1 to I2, SECTOR 3 = I2 to FL, DIFF = Difference To Personal Best Lap

P6 33		Lucas ORROCK					Scirocco				
IDEAL LAP TIME : 2:07.570		BEST LAP TIME : 2:07.649					DIFFERENCE : 0.079				
LAP	SECTOR 1	SECTOR 2		SECTOR 3		LAP TIME	MPH	DIFF	TIME OF DAY		
1 -	OUTLAP	83.9	48.832	113.9	45.595	107.5	2:39.947	66.82	32.298	17:21:23.886	
2 -	41.307	103.2	46.152	117.3	42.120	107.8	2:09.579	82.48	1.930	17:23:33.465	
3 -	40.204	103.5	46.296	118.1	42.201	109.8	2:08.701	83.04	1.052	17:25:42.166	
4 -	40.111	104.2	45.596	118.1	42.150	108.4	2:07.857 (3)	83.59	0.208	17:27:50.023	
5 -	40.124	104.6	45.662	118.1	41.863	108.2	2:07.649 (1)	83.73		17:29:57.672	
6 -	40.199	103.7	45.734	118.1	41.890	108.4	2:07.823 (2)	83.61	0.174	17:32:05.495	
7 -	44.344	97.2	47.682	112.2	48.708	97.6	2:20.734	75.94	13.085	17:34:26.229	
8 -	43.685	104.0	51.120	99.4	45.816	108.4	2:20.621	76.00	12.972	17:36:46.850	
9 -	40.541	103.0	45.821	116.7	41.905	108.4	2:08.267	83.32	0.618	17:38:55.117	

P7 98		Robert BARRABLE					Golf				
IDEAL LAP TIME : 2:07.783		BEST LAP TIME : 2:07.843					DIFFERENCE : 0.060				
LAP	SECTOR 1	SECTOR 2		SECTOR 3		LAP TIME	MPH	DIFF	TIME OF DAY		
1 -	OUTLAP	101.5	47.893	116.1	44.705	108.4	2:18.204	77.33	10.361	17:20:41.773	
2 -	40.201	103.2	46.317	115.9	42.331	108.7	2:08.849	82.95	1.006	17:22:50.622	
3 -	40.271	105.6	45.792	116.1	42.269	109.4	2:08.332	83.28	0.489	17:24:58.954	
4 -	40.269	105.8	45.831	115.7	41.973	109.2	2:08.073 (2)	83.45	0.230	17:27:07.027	
5 -	40.267	105.3	45.902	115.1	42.085	109.6	2:08.254	83.33	0.411	17:29:15.281	
6 -	42.027	98.9	47.182	114.9	43.679	109.1	2:12.888	80.42	5.045	17:31:28.169	
7 -	40.174	105.8	45.895	115.3	42.191	108.9	2:08.260	83.33	0.417	17:33:36.429	
8 -	40.146	105.6	45.664	115.1	42.033	109.1	2:07.843 (1)	83.60		17:35:44.272	
9 -	40.274	105.6	45.995	114.9	42.040	109.8	2:08.309	83.29	0.466	17:37:52.581	
10 -	40.284	105.5	45.741	115.3	42.160	110.1	2:08.185 (3)	83.38	0.342	17:40:00.766	

P8 8		Aaron MASON					Scirocco				
IDEAL LAP TIME : 2:07.874		BEST LAP TIME : 2:07.961					DIFFERENCE : 0.087				
LAP	SECTOR 1	SECTOR 2		SECTOR 3		LAP TIME	MPH	DIFF	TIME OF DAY		
1 -	OUTLAP	97.6	50.303	112.5	43.475	108.9	2:22.647	74.92	14.686	17:20:48.142	
2 -	40.711	106.5	46.515	115.3	42.512	108.4	2:09.738	82.38	1.777	17:22:57.880	
3 -	40.519	105.6	46.112	116.5	42.658	110.0	2:09.289	82.66	1.328	17:25:07.169	
4 -	40.424	106.5	45.851	117.9	42.021	110.3	2:08.296 (3)	83.30	0.335	17:27:15.465	
5 -	40.327	105.8	45.995	118.5	41.958	110.3	2:08.280 (2)	83.31	0.319	17:29:23.745	
6 -	40.218	107.0	45.938	118.1	41.805	109.8	2:07.961 (1)	83.52		17:31:31.706	
7 -	40.402	106.0	45.861	117.5	IN PIT		3:51.553 P	46.15	1:43.592	17:35:23.259	
8 -	OUTLAP	106.0	46.447	117.1	42.244	110.0	2:11.576	81.23	3.615	17:37:34.835	
9 -	40.691	105.5	46.120	117.5	42.023	110.1	2:08.834	82.96	0.873	17:39:43.669	

P9 12		Michael EPPS					Golf				
IDEAL LAP TIME : 2:07.896		BEST LAP TIME : 2:07.982					DIFFERENCE : 0.086				
LAP	SECTOR 1	SECTOR 2		SECTOR 3		LAP TIME	MPH	DIFF	TIME OF DAY		
1 -	OUTLAP	89.9	49.546	111.4	43.727	107.2	2:22.592	74.95	14.610	17:21:18.456	
2 -	40.982	103.5	47.099	104.2	43.396	108.7	2:11.477	81.29	3.495	17:23:29.933	
3 -	41.339	101.3	45.938	116.3	42.682	107.8	2:09.959	82.24	1.977	17:25:39.892	
4 -	40.253	104.3	45.743	115.9	42.334	108.4	2:08.330	83.28	0.348	17:27:48.222	
5 -	40.093	104.6	45.776	115.1	42.158	108.0	2:08.027 (2)	83.48	0.045	17:29:56.249	
6 -	40.043	103.7	45.695	114.7	42.244	108.4	2:07.982 (1)	83.51		17:32:04.231	
7 -	42.269	97.2	51.209	79.7	49.150	109.2	2:22.628	74.93	14.646	17:34:26.859	
8 -	40.098	103.8	45.787	115.1	42.178	108.2	2:08.063 (3)	83.45	0.081	17:36:34.922	
9 -	40.129	104.2	45.986	108.7	42.697	95.3	2:08.812	82.97	0.830	17:38:43.734	

P10 24		Simon RUDD					Golf				
IDEAL LAP TIME : 2:07.753		BEST LAP TIME : 2:08.122					DIFFERENCE : 0.369				
LAP	SECTOR 1	SECTOR 2		SECTOR 3		LAP TIME	MPH	DIFF	TIME OF DAY		
1 -	OUTLAP	104.0	47.566	115.9	45.355	109.6	2:19.751	76.47	11.629	17:20:53.716	
2 -	40.903	107.2	46.664	118.7	42.599	109.1	2:10.166	82.11	2.044	17:23:03.882	
3 -	40.620	107.7	45.943	119.6	42.431	110.0	2:08.994	82.85	0.872	17:25:12.876	

Weather / Track : Cloudy / Dry

Snetterton 300
Circuit Length = 2.9689 miles
Start: 17:18 Flag 17:38 End: 17:40

Milltek Sport Volkswagen Racing Cup

QUALIFYING - RACE 5 - ROUND 13 - SECTOR ANALYSIS

SECTOR 1 = FL to I1, SECTOR 2 = I1 to I2, SECTOR 3 = I2 to FL, DIFF = Difference To Personal Best Lap

4 -	40.245	107.5	46.082	119.6	41.960	110.3	2:08.287 (3)	83.31	0.165	17:27:21.163
5 -	40.306	105.8	47.506	116.9	42.256	110.1	2:10.068	82.17	1.946	17:29:31.231
6 -	40.610	107.3	45.684	119.6	41.948	109.6	2:08.242 (2)	83.34	0.120	17:31:39.473
7 -	42.934	71.9	49.329	118.3	43.461	110.1	2:15.724	78.74	7.602	17:33:55.197
8 -	40.235	107.3	45.955	117.9	41.932	110.5	2:08.122 (1)	83.42		17:36:03.319

P11	22	Howard FULLER				Golf					
IDEAL LAP TIME :		BEST LAP TIME : 2:08.652				DIFFERENCE :					
LAP	SECTOR 1	SECTOR 2	SECTOR 3	LAP TIME	MPH	DIFF	TIME OF DAY				

1 -				2:10.466	81.92	1.814	17:23:01.620			
2 -				2:09.211	82.71	0.559	17:25:10.831			
3 -				2:09.284	82.67	0.632	17:27:20.115			
4 -				2:12.126	80.89	3.474	17:29:32.241			
5 -				2:08.790 (2)	82.98	0.138	17:31:41.031			
6 -				2:25.836	73.28	17.184	17:34:06.867			
7 -				2:09.149 (3)	82.75	0.497	17:36:16.016			
8 -				2:08.652 (1)	83.07		17:38:24.668			
9 -				2:09.833	82.32	1.181	17:40:34.501			

P12	40	Simon TOMLINSON				Golf					
IDEAL LAP TIME : 2:09.317		BEST LAP TIME : 2:09.490				DIFFERENCE : 0.173					
LAP	SECTOR 1	SECTOR 2	SECTOR 3	LAP TIME	MPH	DIFF	TIME OF DAY				

1 -	OUTLAP	92.4	51.321	99.2	46.597	104.5	2:25.484	73.46	15.994	17:20:54.145
2 -	41.802	103.7	47.203	114.5	44.150	107.3	2:13.155	80.26	3.665	17:23:07.300
3 -	40.883	104.2	46.916	115.5	43.406	107.7	2:11.205	81.46	1.715	17:25:18.505
4 -	40.873	104.0	46.399	113.9	43.064	107.7	2:10.336	82.00	0.846	17:27:28.841
5 -	40.497	104.2	46.212	114.7	43.056	107.0	2:09.765 (2)	82.36	0.275	17:29:38.606
6 -	42.252	101.6	47.194	115.3	43.558	108.2	2:13.004	80.35	3.514	17:31:51.610
7 -	40.572	105.1	46.217	114.9	43.321	108.4	2:10.110	82.14	0.620	17:34:01.720
8 -	40.849	105.1	46.315	114.5	42.752	108.0	2:09.916 (3)	82.26	0.426	17:36:11.636
9 -	40.857	105.1	46.294	114.5	42.908	108.2	2:10.059	82.17	0.569	17:38:21.695
10 -	40.559	104.8	46.323	114.1	42.608	107.3	2:09.490 (1)	82.53		17:40:31.185

P13	17	Tim SNAYLAM				Scirocco					
IDEAL LAP TIME : 2:09.305		BEST LAP TIME : 2:09.602				DIFFERENCE : 0.297					
LAP	SECTOR 1	SECTOR 2	SECTOR 3	LAP TIME	MPH	DIFF	TIME OF DAY				

1 -	OUTLAP	100.3	49.747	96.9	46.882	104.3	2:24.521	73.95	14.919	17:20:54.846
2 -	41.996	104.0	47.141	119.4	44.115	108.2	2:13.252	80.20	3.650	17:23:08.098
3 -	42.322	103.5	46.030	119.8	42.612	111.4	2:10.964	81.61	1.362	17:25:19.062
4 -	40.877	104.3	46.425	120.4	42.998	110.5	2:10.300	82.02	0.698	17:27:29.362
5 -	40.780	106.5	45.996	120.6	42.826	110.9	2:09.602 (1)	82.46		17:29:38.964
6 -	41.333	105.0	46.405	118.3	43.337	108.0	2:11.075	81.54	1.473	17:31:50.039
7 -	41.033	104.8	46.462	118.5	42.666	109.2	2:10.161	82.11	0.559	17:34:00.200
8 -	40.752	105.8	46.228	117.7	42.757	110.3	2:09.737 (3)	82.38	0.135	17:36:09.937
9 -	40.743	105.3	46.295	117.7	42.566	109.8	2:09.604 (2)	82.46	0.002	17:38:19.541

P14	20	Damani MARCANO				Golf					
IDEAL LAP TIME : 2:11.032		BEST LAP TIME : 2:11.218				DIFFERENCE : 0.186					
LAP	SECTOR 1	SECTOR 2	SECTOR 3	LAP TIME	MPH	DIFF	TIME OF DAY				

1 -	OUTLAP	96.9	49.696	114.9	46.755	108.0	2:25.374	73.52	14.156	17:21:03.613
2 -	42.359	104.5	47.235	114.7	44.739	107.2	2:14.333	79.56	3.115	17:23:17.946
3 -	42.468	104.5	47.206	114.3	44.677	107.3	2:14.351	79.55	3.133	17:25:32.297
4 -	41.929	105.1	46.828	115.1	44.299	108.5	2:13.056	80.32	1.838	17:27:45.353
5 -	41.735	105.3	51.612	111.8	44.086	108.5	2:17.433	77.76	6.215	17:30:02.786
6 -	41.474	105.0	46.473	115.1	43.999	108.4	2:11.946 (3)	81.00	0.728	17:32:14.732
7 -	41.587	105.6	47.190	116.1	44.321	108.7	2:13.098	80.30	1.880	17:34:27.830
8 -	41.382	105.6	46.511	115.5	43.533	108.7	2:11.426 (2)	81.32	0.208	17:36:39.256
9 -	41.117	105.5	46.382	114.9	43.719	109.8	2:11.218 (1)	81.45		17:38:50.474

Weather / Track : Cloudy / Dry

Snetterton 300
Circuit Length = 2.9689 miles
Start: 17:18 Flag 17:38 End: 17:40

Milltek Sport Volkswagen Racing Cup

QUALIFYING - RACE 5 - ROUND 13 - SECTOR ANALYSIS

SECTOR 1 = FL to I1, SECTOR 2 = I1 to I2, SECTOR 3 = I2 to FL, DIFF = Difference To Personal Best Lap

P15 31		Matthew WILSON					Golf				
IDEAL LAP TIME : 2:11.431		BEST LAP TIME : 2:11.658					DIFFERENCE : 0.227				
LAP	SECTOR 1	SECTOR 2		SECTOR 3		LAP TIME	MPH	DIFF	TIME OF DAY		
1 -	OUTLAP	92.8	55.434	106.0	49.506	100.6	3:03.229	58.33	51.571	17:21:44.906	
2 -	45.846	101.2	49.710	94.5	48.960	100.7	2:24.516	73.95	12.858	17:24:09.422	
3 -	42.145	102.4	48.391	108.9	42.975	104.2	2:13.511	80.05	1.853	17:26:22.933	
4 -	41.993	98.9	50.926	107.8	44.843	100.4	2:17.762	77.58	6.104	17:28:40.695	
5 -	41.336	103.4	47.181	110.9	43.971	100.1	2:12.488	80.67	0.830	17:30:53.183	
6 -	41.508	103.2	47.136	109.1	43.286	103.7	2:11.930 (3)	81.01	0.272	17:33:05.113	
7 -	41.403	99.8	47.127	110.7	43.324	102.9	2:11.854 (2)	81.05	0.196	17:35:16.967	
8 -	41.444	104.0	47.120	109.4	43.094	104.8	2:11.658 (1)	81.18		17:37:28.625	
9 -	41.829	103.2	47.468	108.7	48.227	99.4	2:17.524	77.71	5.866	17:39:46.149	

P16 27		Andrew DUNCAN					Scirocco				
IDEAL LAP TIME : 2:11.945		BEST LAP TIME : 2:12.098					DIFFERENCE : 0.153				
LAP	SECTOR 1	SECTOR 2		SECTOR 3		LAP TIME	MPH	DIFF	TIME OF DAY		
1 -	OUTLAP	94.9	51.560	103.4	49.017	106.5	2:31.331	70.62	19.233	17:21:03.990	
2 -	44.653	102.2	48.525	116.5	49.744	102.4	2:22.922	74.78	10.824	17:23:26.912	
3 -	44.455	90.3	50.393	110.5	46.824	109.6	2:21.672	75.44	9.574	17:25:48.584	
4 -	42.527	104.8	47.681	120.2	46.240	109.1	2:16.448	78.33	4.350	17:28:05.032	
5 -	42.941	101.3	47.569	117.9	44.919	109.8	2:15.429	78.92	3.331	17:30:20.461	
6 -	41.541	104.3	46.971	116.3	45.271	108.2	2:13.783 (3)	79.89	1.685	17:32:34.244	
7 -	41.823	104.6	46.855	119.1	43.993	111.1	2:12.671 (2)	80.56	0.573	17:34:46.915	
8 -	41.712	104.5	47.681	109.2	45.868	108.9	2:15.261	79.01	3.163	17:37:02.176	
9 -	41.205	104.5	46.747	119.1	44.146	110.5	2:12.098 (1)	80.91		17:39:14.274	

P17 7		Paul DEHADRAY					Scirocco				
IDEAL LAP TIME : 2:12.284		BEST LAP TIME : 2:12.378					DIFFERENCE : 0.094				
LAP	SECTOR 1	SECTOR 2		SECTOR 3		LAP TIME	MPH	DIFF	TIME OF DAY		
1 -	OUTLAP	83.7	53.104	112.4	48.038	105.1	2:35.763	68.61	23.385	17:21:29.827	
2 -	43.790	102.6	48.569	112.9	45.259	106.1	2:17.618	77.66	5.240	17:23:47.445	
3 -	41.923	104.2	47.588	111.8	44.189	106.5	2:13.700	79.94	1.322	17:26:01.145	
4 -	41.605	104.3	47.126	113.5	44.180	106.5	2:12.911 (3)	80.41	0.533	17:28:14.056	
5 -	41.463	104.5	47.411	112.4	44.088	107.0	2:12.962	80.38	0.584	17:30:27.018	
6 -	41.576	104.6	47.165	111.8	44.674	106.1	2:13.415	80.11	1.037	17:32:40.433	
7 -	41.638	105.1	47.037	114.5	44.077	107.3	2:12.752 (2)	80.51	0.374	17:34:53.185	
8 -	41.760	105.0	47.828	111.8	44.064	106.6	2:13.652	79.96	1.274	17:37:06.837	
9 -	41.287	105.0	47.131	113.1	43.960	106.8	2:12.378 (1)	80.73		17:39:19.215	

P18 51		Simon ANDREWS					Golf				
IDEAL LAP TIME : 2:12.534		BEST LAP TIME : 2:12.728					DIFFERENCE : 0.194				
LAP	SECTOR 1	SECTOR 2		SECTOR 3		LAP TIME	MPH	DIFF	TIME OF DAY		
1 -	OUTLAP	80.9	52.397	112.0	47.488	110.5	2:30.278	71.12	17.550	17:21:06.010	
2 -	43.614	102.1	48.842	114.5	45.836	110.7	2:18.292	77.28	5.564	17:23:24.302	
3 -	42.494	102.2	48.540	109.8	46.686	105.3	2:17.720	77.60	4.992	17:25:42.022	
4 -	42.611	104.0	47.864	103.0	45.141	110.1	2:15.616	78.81	2.888	17:27:57.638	
5 -	42.778	102.6	47.368	116.7	44.437	110.3	2:14.583 (3)	79.41	1.855	17:30:12.221	
6 -	41.911	98.5	48.129	112.5	44.766	108.7	2:14.806	79.28	2.078	17:32:27.027	
7 -	41.481	104.3	46.889	116.7	44.358	110.7	2:12.728 (1)	80.52		17:34:39.755	
8 -	44.389	99.8	47.151	113.7	44.653	110.3	2:16.193	78.47	3.465	17:36:55.948	
9 -	41.287	104.6	47.008	116.7	44.729	109.4	2:13.024 (2)	80.34	0.296	17:39:08.972	

P19 2		Graham EWING					Golf				
IDEAL LAP TIME : 2:12.246		BEST LAP TIME : 2:12.833					DIFFERENCE : 0.587				
LAP	SECTOR 1	SECTOR 2		SECTOR 3		LAP TIME	MPH	DIFF	TIME OF DAY		
1 -	OUTLAP	85.1	51.540	105.5	46.233	108.5	2:31.799	70.40	18.966	17:21:24.534	
2 -	41.880	104.0	47.410	115.9	44.077	106.6	2:13.367	80.14	0.534	17:23:37.901	
3 -	41.574	102.9	47.668	108.4	43.606	107.5	2:12.848 (2)	80.45	0.015	17:25:50.749	
4 -	41.523	103.8	47.517	116.3	45.685	104.0	2:14.725	79.33	1.892	17:28:05.474	

Weather / Track : Cloudy / Dry

Snetterton 300
Circuit Length = 2.9689 miles
Start: 17:18 Flag 17:38 End: 17:40

Milltek Sport Volkswagen Racing Cup

QUALIFYING - RACE 5 - ROUND 13 - SECTOR ANALYSIS

SECTOR 1 = FL to I1, SECTOR 2 = I1 to I2, SECTOR 3 = I2 to FL, DIFF = Difference To Personal Best Lap

5 -	41.960	101.2	47.297	115.1	44.358	107.2	2:13.615	79.99	0.782	17:30:19.089
6 -	41.521	102.9	47.711	113.1	44.309	106.3	2:13.541	80.03	0.708	17:32:32.630
7 -	41.710	102.7	47.644	114.1	44.388	106.6	2:13.742	79.91	0.909	17:34:46.372
8 -	41.343	102.7	47.736	113.1	43.806	107.7	2:12.885 (3)	80.43	0.052	17:36:59.257
9 -	41.414	102.4	47.400	113.7	44.019	107.0	2:12.833 (1)	80.46		17:39:12.090

P20 16		Laura TILLETT			Golf					
IDEAL LAP TIME : 2:11.374		BEST LAP TIME : 2:12.997			DIFFERENCE : 1.623					
LAP	SECTOR 1	SECTOR 2	SECTOR 3	LAP TIME	MPH	DIFF	TIME OF DAY			
1 -	OUTLAP	74.8	52.653	106.8	47.429	109.2	2:38.078	67.61	25.081	17:21:25.309
2 -	42.531	102.4	47.316	116.7	43.401	107.8	2:13.248 (3)	80.21	0.251	17:23:38.557
3 -	42.340	104.3	46.715	115.9	44.221	106.6	2:13.276	80.19	0.279	17:25:51.833
4 -	42.495	84.3	50.186	107.8	43.566	106.1	2:16.247	78.44	3.250	17:28:08.080
5 -	41.832	101.5	46.849	115.3	44.418	106.8	2:13.099 (2)	80.30	0.102	17:30:21.179
6 -	41.477	102.1	47.272	110.7	44.642	99.1	2:13.391	80.12	0.394	17:32:34.570
7 -	44.245	101.9	47.898	112.2	43.182	106.1	2:15.325	78.98	2.328	17:34:49.895
8 -	41.577	100.9	48.110	109.6	43.310	107.2	2:12.997 (1)	80.36		17:37:02.892
9 -	42.435	96.1	47.456	112.9	43.500	106.6	2:13.391	80.12	0.394	17:39:16.283

P21 66		Pete LITTLER			Scirocco					
IDEAL LAP TIME :		BEST LAP TIME : 2:14.021			DIFFERENCE :					
LAP	SECTOR 1	SECTOR 2	SECTOR 3	LAP TIME	MPH	DIFF	TIME OF DAY			
1 -				2:21.409	75.58	7.388	17:24:05.838			
2 -				2:16.700	78.18	2.679	17:26:22.538			
3 -				2:16.289	78.42	2.268	17:28:38.827			
4 -				2:15.718	78.75	1.697	17:30:54.545			
5 -				2:23.483	74.49	9.462	17:33:18.028			
6 -				2:14.223 (3)	79.62	0.202	17:35:32.251			
7 -				2:14.021 (1)	79.74		17:37:46.272			
8 -				2:14.196 (2)	79.64	0.175	17:40:00.468			

Milltek Sport Volkswagen Racing Cup

QUALIFYING - RACE 5 - ROUND 13 - BEST SPEEDS

POS	INTERMEDIATE 1			INTERMEDIATE 2			FINISH LINE		
	NO	NAME	MPH	NO	NAME	MPH	NO	NAME	MPH
1	24	RUDD	107.7	17	SNAYLAM	120.6	17	SNAYLAM	111.4
2	8	MASON	107.0	27	DUNCAN	120.2	27	DUNCAN	111.1
3	17	SNAYLAM	106.5	1	FULBROOK	120.0	51	ANDREWS	110.7
4	19	THOMPSON	106.5	24	RUDD	119.6	24	RUDD	110.5
5	3	HOUSE	105.8	8	MASON	118.5	8	MASON	110.3
6	98	BARRABLE	105.8	33	ORROCK	118.1	99	WALKER-TULLY	110.1
7	20	MARCANO	105.6	3	HOUSE	117.7	98	BARRABLE	110.1
8	9	MCMILLAN	105.5	19	THOMPSON	117.5	9	MCMILLAN	110.0
9	1	FULBROOK	105.3	99	WALKER-TULLY	117.3	19	THOMPSON	109.8
10	7	DEHADRAY	105.1	9	MCMILLAN	116.7	20	MARCANO	109.8
11	40	TOMLINSON	105.1	16	TILLET	116.7	33	ORROCK	109.8
12	99	WALKER-TULLY	105.1	51	ANDREWS	116.7	3	HOUSE	109.6
13	27	DUNCAN	104.8	2	EWING	116.3	1	FULBROOK	109.4
14	12	EPPS	104.6	12	EPPS	116.3	12	EPPS	109.2
15	33	ORROCK	104.6	20	MARCANO	116.1	16	TILLET	109.2
16	51	ANDREWS	104.6	98	BARRABLE	116.1	2	EWING	108.5
17	16	TILLET	104.3	40	TOMLINSON	115.5	40	TOMLINSON	108.4
18	2	EWING	104.0	7	DEHADRAY	114.5	7	DEHADRAY	107.3
19	31	WILSON	104.0	31	WILSON	110.9	31	WILSON	104.8
20									
21									

Weather / Track : Cloudy / Dry

Results can be found at www.tsl-timing.com

Snetterton 300
Circuit Length = 2.9689 miles
Start: 17:18 Flag 17:38 End: 17:40
Printed - 17:41 Saturday, 22 August 2015

Milltek Sport Volkswagen Racing Cup

QUALIFYING - RACE 5 - ROUND 13 - BEST SECTORS

SECTOR 1			SECTOR 2			SECTOR 3			IDEAL / BEST COMPARISON						
POS	NO	NAME	TIME	NO	NAME	TIME	NO	NAME	TIME	POS	NO	NAME	IDEAL	BEST	DIFF
													PERFECT LAP	2:06.707	
1	19	THOMPSON	39.782	19	THOMPSON	45.189	1	FULBROOK	41.736	1	19	THOMPSON	2:06.843	2:07.020	0.177
2	1	FULBROOK	39.841	3	HOUSE	45.416	8	MASON	41.805	2	1	FULBROOK	2:07.003	2:07.127	0.124
3	99	WALKER-TULLY	39.960	1	FULBROOK	45.426	33	ORROCK	41.863	3	9	MCMILLAN	2:07.389	2:07.417	0.028
4	9	MCMILLAN	39.973	99	WALKER-TULLY	45.467	19	THOMPSON	41.872	4	3	HOUSE	2:07.424	2:07.424	0.000
5	3	HOUSE	40.013	9	MCMILLAN	45.476	24	RUDD	41.932	5	99	WALKER-TULLY	2:07.490	2:07.490	0.000
6	12	EPPS	40.043	33	ORROCK	45.596	9	MCMILLAN	41.940	6	33	ORROCK	2:07.570	2:07.649	0.079
7	33	ORROCK	40.111	98	BARRABLE	45.664	98	BARRABLE	41.973	7	24	RUDD	2:07.753	2:08.122	0.369
8	24	RUDD	40.137	24	RUDD	45.684	3	HOUSE	41.995	8	98	BARRABLE	2:07.783	2:07.843	0.060
9	98	BARRABLE	40.146	12	EPPS	45.695	99	WALKER-TULLY	42.063	9	8	MASON	2:07.874	2:07.961	0.087
10	8	MASON	40.218	8	MASON	45.851	12	EPPS	42.158	10	12	EPPS	2:07.896	2:07.982	0.086
11	40	TOMLINSON	40.497	17	SNAYLAM	45.996	17	SNAYLAM	42.566	11	17	SNAYLAM	2:09.305	2:09.602	0.297
12	17	SNAYLAM	40.743	40	TOMLINSON	46.212	40	TOMLINSON	42.608	12	40	TOMLINSON	2:09.317	2:09.490	0.173
13	20	MARCANO	41.117	20	MARCANO	46.382	31	WILSON	42.975	13	20	MARCANO	2:11.032	2:11.218	0.186
14	27	DUNCAN	41.205	16	TILLET	46.715	16	TILLET	43.182	14	16	TILLET	2:11.374	2:12.997	1.623
15	7	DEHADRAY	41.287	27	DUNCAN	46.747	20	MARCANO	43.533	15	31	WILSON	2:11.431	2:11.658	0.227
16	51	ANDREWS	41.287	51	ANDREWS	46.889	2	EWING	43.606	16	27	DUNCAN	2:11.945	2:12.098	0.153
17	31	WILSON	41.336	7	DEHADRAY	47.037	7	DEHADRAY	43.960	17	2	EWING	2:12.246	2:12.833	0.587
18	2	EWING	41.343	31	WILSON	47.120	27	DUNCAN	43.993	18	7	DEHADRAY	2:12.284	2:12.378	0.094
19	16	TILLET	41.477	2	EWING	47.297	51	ANDREWS	44.358	19	51	ANDREWS	2:12.534	2:12.728	0.194
20										20	66	LITTLER		2:14.021	
21										21	22	FULLER		2:08.652	

Weather / Track : Cloudy / Dry

Results can be found at www.tsl-timing.com


Snetterton 300

Circuit Length = 2.9689 miles

Start: 17:18 Flag 17:38 End: 17:40

Printed - 17:42 Saturday, 22 August 2015

Milltek Sport Volkswagen Racing Cup RACE 5 - ROUND 13 - GRID (30 minutes)

ROW 11	21	2:14.021 66 Pete LITTLER	22	6 David SUTTON
ROW 10	19	2:12.833 2 Graham EWING	20	2:12.997 16 Laura TILLET
ROW 9	17	2:12.378 7 Paul DEHADRAY	18	2:12.728 51 Simon ANDREWS
ROW 8	15	2:11.658 31 Matthew WILSON	16	2:12.098 27 Andrew DUNCAN
ROW 7	13	2:09.602 17 Tim SNAYLAM	14	2:11.218 20 Damani MARCANO
ROW 6	11	2:08.652 22 Howard FULLER	12	2:09.490 40 Simon TOMLINSON
ROW 5	9	2:07.982 12 Michael EPPS	10	2:08.122 24 Simon RUDD
ROW 4	7	2:07.843 98 Robert BARRABLE	8	2:07.961 8 Aaron MASON
ROW 3	5	2:07.490 99 Jack WALKER-TULLY	6	2:07.649 33 Lucas ORROCK
ROW 2	3	2:07.417 9 Joe MCMILLAN	4	2:07.424 3 Phil HOUSE
ROW 1	1	2:07.020 19 Bobby THOMPSON	2	2:07.127 1 Joe FULBROOK
Pole				
				

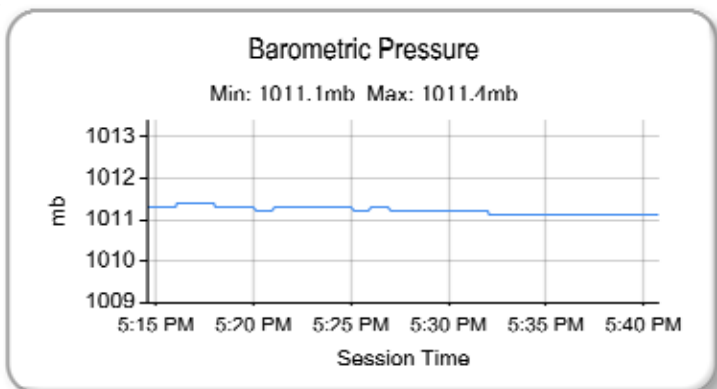
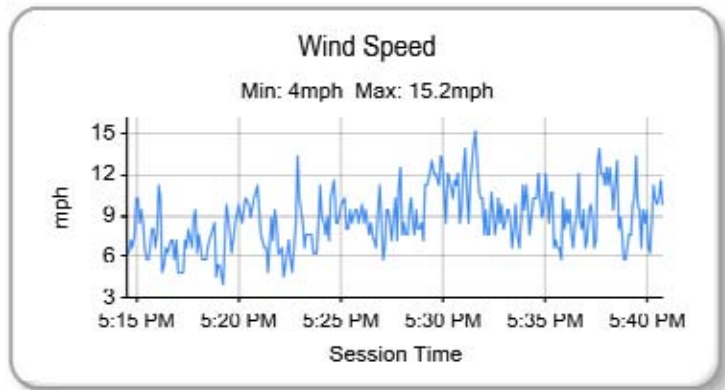
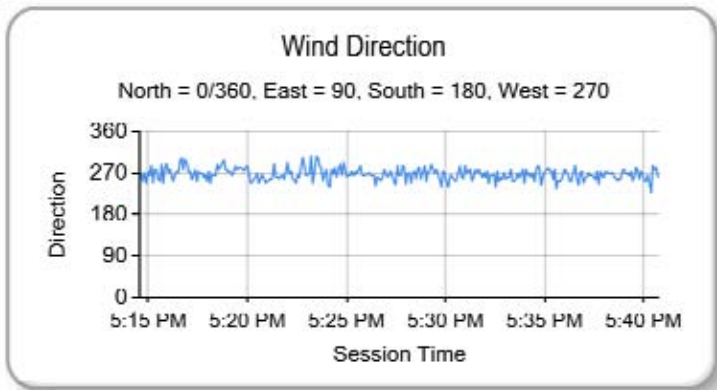

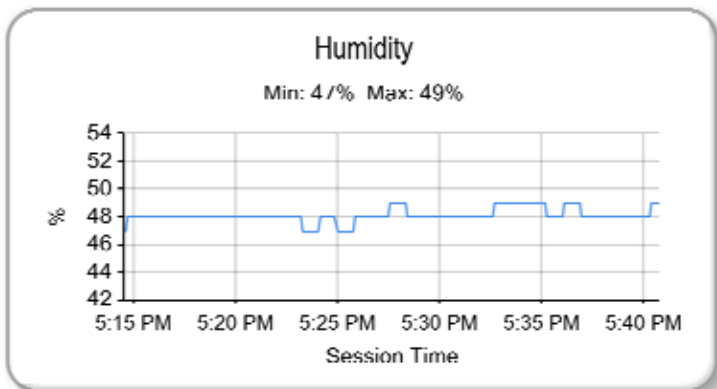
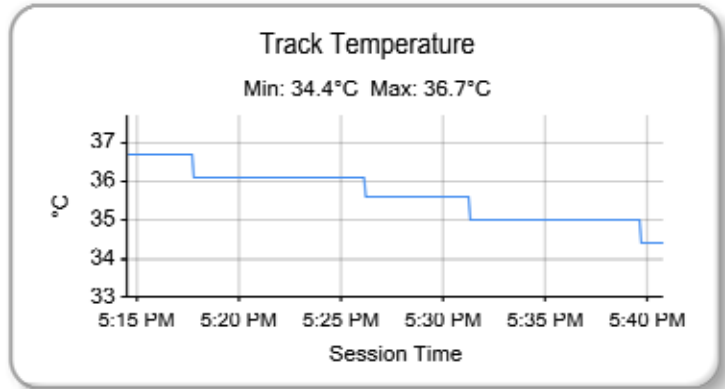
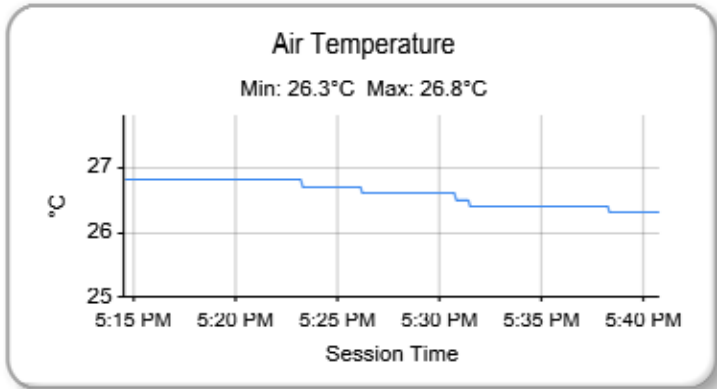
Snetterton 300
Circuit Length = 2.9689 miles

These results are provisional until the conclusion of any judicial and technical matters.

Clerk Of Course :	Timekeeper :
-------------------	--------------

Milltek Sport Volkswagen Racing Cup

QUALIFYING - RACE 5 - ROUND 13 - WEATHER CONDITIONS



Weather / Track : Cloudy / Dry

Results can be found at www.tsl-timing.com

Snetterton 300
Circuit Length = 2.9689 miles
Start: 17:18 Flag 17:38 End: 17:40
Printed - 17:43 Saturday, 22 August 2015

Milltek Sport Volkswagen Racing Cup
RACE 5 - ROUND 13 - CLASSIFICATION

POS	NO	NAME	ENTRY	LAPS	TIME	GAP	DIFF	MPH	BEST	ON
1	19	Bobby THOMPSON	Golf	15	32:06.543			83.21	2:06.626	4
2	98	Robert BARRABLE	Golf	15	32:13.185	6.642	6.642	82.93	2:07.349	4
3	99	Jack WALKER-TULLY	Scirocco	15	32:16.387	9.844	3.202	82.79	2:07.900	6
4	1	Joe FULBROOK	Golf	15	32:17.533	10.990	1.146	82.74	2:07.792	5
5	9	Joe MCMILLAN	Scirocco	15	32:18.021	11.478	0.488	82.72	2:07.457	5
6	3	Phil HOUSE	Scirocco	15	32:18.477	11.934	0.456	82.70	2:07.454	5
7	12	Michael EPPS	Golf	15	32:20.052	13.509	1.575	82.63	2:08.033	10
8	8	Aaron MASON	Scirocco	15	32:28.016	21.473	7.964	82.29	2:08.141	6
9	24*	Simon RUDD	Golf	15	32:34.976	28.433	6.960	82.00	2:08.278	5
10	33	Lucas ORROCK	Scirocco	15	32:37.914	31.371	2.938	81.88	2:07.765	5
11	6	David SUTTON	Scirocco	15	32:43.281	36.738	5.367	81.65	2:08.730	10
12	22	Howard FULLER	Golf	15	32:45.042	38.499	1.761	81.58	2:08.651	3
13	17	Tim SNAYLAM	Scirocco	15	32:58.884	52.341	13.842	81.01	2:09.233	9
14	40	Simon TOMLINSON	Golf	15	33:08.299	1:01.756	9.415	80.63	2:09.571	9
15	16	Laura TILLET	Golf	15	33:09.083	1:02.540	0.784	80.60	2:10.554	6
16	27	Andrew DUNCAN	Scirocco	15	33:10.028	1:03.485	0.945	80.56	2:09.709	9
17	51	Simon ANDREWS	Golf	15	33:12.840	1:06.297	2.812	80.44	2:10.454	9
18	31	Matthew WILSON	Golf	15	33:28.754	1:22.211	15.914	79.81	2:11.177	5
19	2	Graham EWING	Golf	15	33:32.744	1:26.201	3.990	79.65	2:11.305	5
20	7*	Paul DEHADRAY	Scirocco	15	33:35.496	1:28.953	2.752	79.54	2:11.567	6
21	66	Pete LITTLER	Scirocco	15	33:37.860	1:31.317	2.364	79.45	2:11.805	11

NOT CLASSIFIED

DNF	20	Damani MARCANO	Golf	8	17:56.435	7 Laps	7 Laps	79.43	2:10.525	5
-----	----	----------------	------	---	-----------	--------	--------	-------	----------	---

FASTEST LAP

19	Bobby THOMPSON	Golf	4	2:06.626	84.40 mph	135.83 kph
----	----------------	------	---	----------	-----------	------------

Cars 7 and 24 – 5 Second penalty, exceeding track limits

Weather / Track : Sunny / Dry

These results are provisional until the conclusion of any judicial and technical matters.

Snetterton 300

Circuit Length = 2.9689 miles

Start: 09:49 Flag 10:21 End: 10:23

Clerk Of Course :	Timekeeper :
-------------------	--------------

Milltek Sport Volkswagen Racing Cup

RACE 5 - ROUND 13 - SECTOR ANALYSIS

SECTOR 1 = FL to I1, SECTOR 2 = I1 to I2, SECTOR 3 = I2 to FL, DIFF = Difference To Personal Best Lap

P1 19		Bobby THOMPSON					Golf			
IDEAL LAP TIME : 2:06.626		BEST LAP TIME : 2:06.626			DIFFERENCE : 0.000					
LAP	SECTOR 1	SECTOR 2		SECTOR 3		LAP TIME	MPH	DIFF	TIME OF DAY	
1 -		104.3	46.466	113.9	42.762	110.5	2:16.392	78.36	9.766	09:52:08.490
2 -	40.070	105.5	45.838	113.9	42.182	110.7	2:08.090	83.44	1.464	09:54:16.580
3 -	39.732	105.8	45.608	114.5	42.000	110.7	2:07.340	83.93	0.714	09:56:23.920
4 -	39.648	106.1	45.374	114.5	41.604	111.2	2:06.626 (1)	84.40		09:58:30.546
5 -	39.785	105.5	45.457	114.3	42.014	111.1	2:07.256 (3)	83.98	0.630	10:00:37.802
6 -	39.688	105.3	45.457	113.7	42.065	111.4	2:07.210 (2)	84.01	0.584	10:02:45.012
7 -	39.967	104.8	45.748	113.1	42.149	111.4	2:07.864	83.58	1.238	10:04:52.876
8 -	39.894	105.0	45.947	113.5	42.423	110.1	2:08.264	83.32	1.638	10:07:01.140
9 -	40.218	105.6	45.739	113.3	42.167	111.4	2:08.124	83.41	1.498	10:09:09.264
10 -	40.056	104.8	45.887	114.1	42.204	111.2	2:08.147	83.40	1.521	10:11:17.411
11 -	40.016	105.3	45.763	112.7	42.173	109.2	2:07.952	83.53	1.326	10:13:25.363
12 -	40.076	104.8	45.901	113.5	42.257	111.8	2:08.234	83.34	1.608	10:15:33.597
13 -	40.195	105.0	45.936	113.1	42.248	111.6	2:08.379	83.25	1.753	10:17:41.976
14 -	40.026	105.1	45.970	114.9	42.157	110.9	2:08.153	83.40	1.527	10:19:50.129
15 -	40.167	105.1	46.149	114.5	42.196	108.0	2:08.512	83.16	1.886	10:21:58.641

P2 98		Robert BARRABLE					Golf			
IDEAL LAP TIME : 2:07.101		BEST LAP TIME : 2:07.349			DIFFERENCE : 0.248					
LAP	SECTOR 1	SECTOR 2		SECTOR 3		LAP TIME	MPH	DIFF	TIME OF DAY	
1 -		106.6	46.764	119.6	42.822	111.4	2:19.143	76.81	11.794	09:52:11.241
2 -	40.489	106.0	45.815	121.1	42.481	111.6	2:08.785	82.99	1.436	09:54:20.026
3 -	40.203	106.8	45.562	118.9	41.962	111.1	2:07.727 (3)	83.67	0.378	09:56:27.753
4 -	39.855	106.5	45.810	115.9	41.684	110.7	2:07.349 (1)	83.92		09:58:35.102
5 -	39.987	105.1	45.651	115.9	41.943	110.9	2:07.581 (2)	83.77	0.232	10:00:42.683
6 -	39.985	105.6	45.761	114.9	42.082	110.9	2:07.828	83.61	0.479	10:02:50.511
7 -	40.454	104.8	45.814	113.9	42.090	110.0	2:08.358	83.26	1.009	10:04:58.869
8 -	40.318	104.8	45.931	115.5	42.085	110.7	2:08.334	83.28	0.985	10:07:07.203
9 -	40.165	105.8	45.783	115.5	41.999	111.1	2:07.947	83.53	0.598	10:09:15.150
10 -	40.064	105.3	46.133	114.9	41.695	111.2	2:07.892	83.57	0.543	10:11:23.042
11 -	40.437	105.3	46.054	114.3	41.928	110.9	2:08.419	83.22	1.070	10:13:31.461
12 -	40.251	104.8	46.042	114.9	41.977	111.1	2:08.270	83.32	0.921	10:15:39.731
13 -	40.749	99.7	46.130	115.1	42.015	108.9	2:08.894	82.92	1.545	10:17:48.625
14 -	40.180	105.1	46.032	115.9	42.225	110.5	2:08.437	83.21	1.088	10:19:57.062
15 -	40.266	105.6	45.911	115.7	42.044	108.7	2:08.221	83.35	0.872	10:22:05.283

P3 99		Jack WALKER-TULLY					Scirocco			
IDEAL LAP TIME : 2:07.573		BEST LAP TIME : 2:07.900			DIFFERENCE : 0.327					
LAP	SECTOR 1	SECTOR 2		SECTOR 3		LAP TIME	MPH	DIFF	TIME OF DAY	
1 -		104.8	47.171	117.9	43.090	109.8	2:18.368	77.24	10.468	09:52:10.466
2 -	40.977	103.8	45.778	116.5	42.281	110.1	2:09.036	82.83	1.136	09:54:19.502
3 -	40.217	103.8	45.545	116.3	42.246	109.1	2:08.008 (3)	83.49	0.108	09:56:27.510
4 -	40.557	105.3	45.792	117.5	42.032	110.7	2:08.381	83.25	0.481	09:58:35.891
5 -	40.311	104.2	45.749	117.1	42.113	110.1	2:08.173	83.38	0.273	10:00:44.064
6 -	40.049	105.0	45.709	116.7	42.142	110.5	2:07.900 (1)	83.56		10:02:51.964
7 -	40.072	104.5	45.653	116.9	42.224	110.5	2:07.949 (2)	83.53	0.049	10:04:59.913
8 -	40.176	104.2	45.981	116.5	42.052	110.5	2:08.209	83.36	0.309	10:07:08.122
9 -	40.009	104.6	45.896	117.1	42.152	111.2	2:08.057	83.46	0.157	10:09:16.179
10 -	40.372	103.8	45.900	116.9	42.019	110.5	2:08.291	83.31	0.391	10:11:24.470
11 -	40.341	103.8	46.189	115.9	42.178	110.9	2:08.708	83.04	0.808	10:13:33.178
12 -	40.316	103.2	45.970	116.1	42.457	110.5	2:08.743	83.01	0.843	10:15:41.921
13 -	40.451	103.4	45.928	116.7	42.285	110.5	2:08.664	83.06	0.764	10:17:50.585
14 -	40.315	103.4	46.072	117.1	42.660	109.8	2:09.047	82.82	1.147	10:19:59.632
15 -	40.381	103.5	46.011	116.5	42.461	109.1	2:08.853	82.94	0.953	10:22:08.485

P4 1		Joe FULBROOK					Golf			
IDEAL LAP TIME : 2:07.695		BEST LAP TIME : 2:07.792			DIFFERENCE : 0.097					
LAP	SECTOR 1	SECTOR 2		SECTOR 3		LAP TIME	MPH	DIFF	TIME OF DAY	

Weather / Track : Sunny / Dry

Milltek Sport Volkswagen Racing Cup

RACE 5 - ROUND 13 - SECTOR ANALYSIS

SECTOR 1 = FL to I1, SECTOR 2 = I1 to I2, SECTOR 3 = I2 to FL, DIFF = Difference To Personal Best Lap

1 -		101.3	47.046	117.9	43.090	109.6	2:18.258	77.30	10.466	09:52:10.356
2 -	41.046	101.8	45.909	119.8	42.621	111.2	2:09.576	82.48	1.784	09:54:19.932
3 -	40.392	102.9	45.934	119.4	42.207	110.0	2:08.533	83.15	0.741	09:56:28.465
4 -	40.367	104.6	45.643	119.4	42.292	109.6	2:08.302	83.30	0.510	09:58:36.767
5 -	40.174	104.0	45.508	120.2	42.110	110.3	2:07.792 (1)	83.63		10:00:44.559
6 -	40.156	104.3	45.923	118.3	42.228	110.0	2:08.307	83.30	0.515	10:02:52.866
7 -	40.800	104.2	45.739	117.7	42.418	111.2	2:08.957	82.88	1.165	10:05:01.823
8 -	40.136	104.8	45.925	118.7	42.129	110.0	2:08.190	(3) 83.37	0.398	10:07:10.013
9 -	40.174	104.5	45.830	117.7	42.527	107.7	2:08.531	83.15	0.739	10:09:18.544
10 -	40.236	104.6	45.797	117.5	42.051	110.0	2:08.084	(2) 83.44	0.292	10:11:26.628
11 -	40.420	103.2	46.070	117.5	42.236	109.6	2:08.726	83.02	0.934	10:13:35.354
12 -	40.438	104.2	45.818	118.3	42.168	111.2	2:08.424	83.22	0.632	10:15:43.778
13 -	40.471	103.4	45.885	118.7	42.420	110.1	2:08.776	82.99	0.984	10:17:52.554
14 -	40.405	104.2	45.952	118.9	42.226	110.0	2:08.583	83.12	0.791	10:20:01.137
15 -	40.164	104.3	46.055	118.7	42.275	110.5	2:08.494	83.17	0.702	10:22:09.631

P5		9		Joe MCMILLAN			Scirocco			
IDEAL LAP TIME : 2:07.105		BEST LAP TIME : 2:07.457			DIFFERENCE : 0.352					
LAP	SECTOR 1	SECTOR 2	SECTOR 3	LAP TIME	MPH	DIFF	TIME OF DAY			
1 -		105.3	46.622	118.1	43.003	111.2	2:19.133	76.81	11.676	09:52:11.231
2 -	40.845	107.2	46.351	121.1	42.640	112.2	2:09.836	82.31	2.379	09:54:21.067
3 -	39.905	106.5	45.423	120.9	42.478	110.5	2:07.806	(3) 83.62	0.349	09:56:28.873
4 -	40.122	106.5	45.970	111.8	42.544	110.5	2:08.636	83.08	1.179	09:58:37.509
5 -	39.605	105.0	45.621	119.4	42.231	110.5	2:07.457 (1)	83.85		10:00:44.966
6 -	39.885	103.8	45.986	115.5	42.323	111.4	2:08.194	83.37	0.737	10:02:53.160
7 -	40.089	104.8	45.905	114.1	42.161	111.1	2:08.155	83.39	0.698	10:05:01.315
8 -	39.971	105.8	45.627	116.9	42.077	110.5	2:07.675	(2) 83.71	0.218	10:07:08.990
9 -	39.878	105.3	47.264	115.5	42.671	111.6	2:09.813	82.33	2.356	10:09:18.803
10 -	40.079	104.8	45.985	118.3	42.135	111.8	2:08.199	83.37	0.742	10:11:27.002
11 -	40.112	106.3	46.230	115.5	42.353	111.8	2:08.695	83.04	1.238	10:13:35.697
12 -	40.241	105.6	45.837	118.3	42.530	111.6	2:08.608	83.10	1.151	10:15:44.305
13 -	40.195	103.7	45.852	118.7	42.442	111.8	2:08.489	83.18	1.032	10:17:52.794
14 -	40.371	105.8	45.983	118.3	42.316	111.6	2:08.670	83.06	1.213	10:20:01.464
15 -	40.108	104.6	45.927	118.5	42.620	110.3	2:08.655	83.07	1.198	10:22:10.119

P6		3		Phil HOUSE			Scirocco			
IDEAL LAP TIME : 2:07.425		BEST LAP TIME : 2:07.454			DIFFERENCE : 0.029					
LAP	SECTOR 1	SECTOR 2	SECTOR 3	LAP TIME	MPH	DIFF	TIME OF DAY			
1 -		105.5	46.787	118.3	43.328	109.6	2:18.846	76.97	11.392	09:52:10.944
2 -	40.814	102.7	46.322	118.9	42.747	110.0	2:09.883	82.29	2.429	09:54:20.827
3 -	41.117	102.7	46.114	118.5	42.189	110.0	2:09.420	82.58	1.966	09:56:30.247
4 -	40.004	106.0	45.584	118.5	42.279	110.7	2:07.867	(2) 83.58	0.413	09:58:38.114
5 -	40.022	105.8	45.573	118.9	41.859	110.7	2:07.454 (1)	83.85		10:00:45.568
6 -	39.993	106.0	45.607	119.4	42.296	110.7	2:07.896	(3) 83.56	0.442	10:02:53.464
7 -	40.378	105.8	45.808	117.3	42.601	111.2	2:08.787	82.99	1.333	10:05:02.251
8 -	40.231	105.6	45.662	120.0	42.150	111.4	2:08.043	83.47	0.589	10:07:10.294
9 -	40.298	106.0	45.725	118.5	42.732	110.9	2:08.755	83.01	1.301	10:09:19.049
10 -	40.438	105.3	45.725	119.4	42.110	111.2	2:08.273	83.32	0.819	10:11:27.322
11 -	40.316	105.8	45.809	117.9	42.450	111.1	2:08.575	83.12	1.121	10:13:35.897
12 -	40.519	104.6	45.825	117.7	42.320	111.1	2:08.664	83.06	1.210	10:15:44.561
13 -	40.350	105.6	45.925	117.9	42.361	110.9	2:08.636	83.08	1.182	10:17:53.197
14 -	40.221	105.8	45.935	119.1	42.345	111.2	2:08.501	83.17	1.047	10:20:01.698
15 -	40.278	106.1	46.081	118.9	42.518	108.7	2:08.877	82.93	1.423	10:22:10.575

P7		12		Michael EPPS			Golf			
IDEAL LAP TIME : 2:07.800		BEST LAP TIME : 2:08.033			DIFFERENCE : 0.233					
LAP	SECTOR 1	SECTOR 2	SECTOR 3	LAP TIME	MPH	DIFF	TIME OF DAY			
1 -		101.5	47.877	116.5	43.268	109.6	2:21.494	75.53	13.461	09:52:13.592
2 -	40.461	104.2	45.940	117.3	42.369	109.1	2:08.770	83.00	0.737	09:54:22.362
3 -	40.217	105.5	46.395	119.1	42.377	110.1	2:08.989	82.86	0.956	09:56:31.351
4 -	40.171	106.0	45.860	119.4	42.238	110.9	2:08.269	83.32	0.236	09:58:39.620
5 -	40.465	105.5	45.698	117.7	42.080	110.9	2:08.243	83.34	0.210	10:00:47.863

Snetterton 300

Circuit Length = 2.9689 miles

Start: 09:49 Flag 10:21 End: 10:23

Weather / Track : Sunny / Dry

Milltek Sport Volkswagen Racing Cup

RACE 5 - ROUND 13 - SECTOR ANALYSIS

SECTOR 1 = FL to I1, SECTOR 2 = I1 to I2, SECTOR 3 = I2 to FL, DIFF = Difference To Personal Best Lap

6 -	40.240	105.8	45.721	118.7	42.232	110.7	2:08.193 (3)	83.37	0.160	10:02:56.056
7 -	40.299	105.5	45.994	118.7	42.264	110.9	2:08.557	83.13	0.524	10:05:04.613
8 -	40.499	104.2	46.022	119.6	42.376	110.9	2:08.897	82.91	0.864	10:07:13.510
9 -	40.283	103.5	45.983	115.7	42.156	110.0	2:08.422	83.22	0.389	10:09:21.932
10 -	40.330	104.2	45.740	115.9	41.963	109.6	2:08.033 (1)	83.47		10:11:29.965
11 -	40.342	104.2	45.777	115.3	41.979	110.1	2:08.098 (2)	83.43	0.065	10:13:38.063
12 -	40.603	103.2	45.807	116.3	41.987	110.1	2:08.397	83.24	0.364	10:15:46.460
13 -	40.490	104.3	45.807	118.1	41.931	111.1	2:08.228	83.35	0.195	10:17:54.688
14 -	40.250	105.0	46.166	116.7	42.749	108.4	2:09.165	82.74	1.132	10:20:03.853
15 -	40.576	103.7	45.779	116.7	41.942	109.4	2:08.297	83.30	0.264	10:22:12.150

P8		8		Aaron MASON		Scirocco				
IDEAL LAP TIME : 2:07.782		BEST LAP TIME : 2:08.141		DIFFERENCE : 0.359						
LAP	SECTOR 1		SECTOR 2		SECTOR 3		LAP TIME	MPH	DIFF	TIME OF DAY
1 -		104.6	47.158	119.1	42.863	112.2	2:19.676	76.52	11.535	09:52:11.774
2 -	40.661	107.3	46.534	120.0	42.344	112.5	2:09.539	82.50	1.398	09:54:21.313
3 -	40.677	106.6	46.754	120.4	42.251	111.8	2:09.682	82.41	1.541	09:56:30.995
4 -	40.077	108.2	46.117	120.9	42.162	111.6	2:08.356 (3)	83.26	0.215	09:58:39.351
5 -	40.521	106.3	45.707	119.6	42.005	111.8	2:08.233 (2)	83.34	0.092	10:00:47.584
6 -	40.227	106.8	45.862	120.4	42.052	111.6	2:08.141 (1)	83.40		10:02:55.725
7 -	40.371	106.1	46.062	117.9	42.197	111.1	2:08.630	83.09	0.489	10:05:04.355
8 -	40.491	105.8	46.178	120.2	42.141	110.5	2:08.810	82.97	0.669	10:07:13.165
9 -	40.883	104.5	46.387	119.6	42.597	110.5	2:09.867	82.30	1.726	10:09:23.032
10 -	40.469	106.5	46.288	117.9	41.998	111.1	2:08.755	83.01	0.614	10:11:31.787
11 -	40.629	104.3	46.398	116.9	42.462	112.0	2:09.489	82.54	1.348	10:13:41.276
12 -	40.504	105.3	46.459	115.5	42.362	110.1	2:09.325	82.64	1.184	10:15:50.601
13 -	40.703	104.6	46.453	116.7	42.314	111.2	2:09.470	82.55	1.329	10:18:00.071
14 -	40.471	103.7	46.739	116.9	42.546	109.1	2:09.756	82.37	1.615	10:20:09.827
15 -	40.667	105.3	47.148	115.9	42.472	109.2	2:10.287	82.03	2.146	10:22:20.114

P9		24		Simon RUDD		Golf				
IDEAL LAP TIME : 2:07.898		BEST LAP TIME : 2:08.278		DIFFERENCE : 0.380						
LAP	SECTOR 1		SECTOR 2		SECTOR 3		LAP TIME	MPH	DIFF	TIME OF DAY
1 -		108.0	47.698	117.3	43.874	111.1	2:22.056	75.23	13.778	09:52:14.154
2 -	40.491	107.3	46.105	119.8	42.650	110.7	2:09.246	82.69	0.968	09:54:23.400
3 -	40.224	107.5	46.054	120.6	42.168	111.4	2:08.446 (2)	83.21	0.168	09:56:31.846
4 -	40.109	108.0	46.000	120.4	42.342	111.4	2:08.451 (3)	83.20	0.173	09:58:40.297
5 -	40.217	106.6	46.075	119.1	41.986	111.6	2:08.278 (1)	83.31		10:00:48.575
6 -	40.365	107.0	45.805	118.9	42.516	110.0	2:08.686	83.05	0.408	10:02:57.261
7 -	40.596	106.5	45.803	118.5	42.412	111.1	2:08.811	82.97	0.533	10:05:06.072
8 -	40.883	106.0	46.270	116.5	42.624	110.7	2:09.777	82.35	1.499	10:07:15.849
9 -	40.583	106.3	46.273	118.3	42.279	111.1	2:09.135	82.76	0.857	10:09:24.984
10 -	40.582	106.3	46.246	117.9	42.200	110.9	2:09.028	82.83	0.750	10:11:34.012
11 -	40.530	106.3	46.341	116.7	42.365	111.4	2:09.236	82.70	0.958	10:13:43.248
12 -	41.059	105.3	46.465	116.5	42.345	110.9	2:09.869	82.29	1.591	10:15:53.117
13 -	40.712	106.0	46.303	117.5	42.717	111.1	2:09.732	82.38	1.454	10:18:02.849
14 -	40.569	106.3	46.404	117.5	42.612	110.3	2:09.585	82.47	1.307	10:20:12.434
15 -	40.595	105.8	46.521	118.5	42.524	110.7	2:09.640	82.44	1.362	10:22:22.074

P10		33		Lucas ORROCK		Scirocco				
IDEAL LAP TIME : 2:07.654		BEST LAP TIME : 2:07.765		DIFFERENCE : 0.111						
LAP	SECTOR 1		SECTOR 2		SECTOR 3		LAP TIME	MPH	DIFF	TIME OF DAY
1 -		104.8	47.019	120.2	42.974	110.7	2:20.076	76.30	12.311	09:52:12.174
2 -	40.597	105.3	46.421	120.9	42.350	111.2	2:09.368	82.61	1.603	09:54:21.542
3 -	40.656	104.8	46.181	120.4	42.111	110.1	2:08.948	82.88	1.183	09:56:30.490
4 -	40.272	104.2	45.690	119.6	41.944	110.1	2:07.906 (3)	83.56	0.141	09:58:38.396
5 -	40.200	104.6	45.577	120.0	41.988	110.0	2:07.765 (1)	83.65		10:00:46.161
6 -	40.206	104.8	45.689	118.9	41.924	110.1	2:07.819 (2)	83.61	0.054	10:02:53.980
7 -	40.431	104.8	45.783	118.7	42.313	110.7	2:08.527	83.15	0.762	10:05:02.507
8 -	40.707	103.4	46.056	117.9	41.877	110.3	2:08.640	83.08	0.875	10:07:11.147
9 -	40.295	104.3	45.927	117.7	42.066	111.1	2:08.288	83.31	0.523	10:09:19.435
10 -	40.588	105.0	45.681	119.4	41.938	111.2	2:08.207	83.36	0.442	10:11:27.642

Snetterton 300

Circuit Length = 2.9689 miles

Start: 09:49 Flag 10:21 End: 10:23

Weather / Track : Sunny / Dry

Milltek Sport Volkswagen Racing Cup

RACE 5 - ROUND 13 - SECTOR ANALYSIS

SECTOR 1 = FL to I1, SECTOR 2 = I1 to I2, SECTOR 3 = I2 to FL, DIFF = Difference To Personal Best Lap

11 -	40.578	104.5	45.928	117.7	42.087	110.9	2:08.593	83.11	0.828	10:13:36.235
12 -	40.633	102.7	46.088	117.7	42.347	110.0	2:09.068	82.80	1.303	10:15:45.303
13 -	40.750	103.5	45.999	117.9	42.110	110.3	2:08.859	82.94	1.094	10:17:54.162
14 -	40.445	104.0	46.476	116.5	42.814	107.0	2:09.735	82.38	1.970	10:20:03.897
15 -	45.107	86.0	50.179	104.5	50.829	91.9	2:26.115	73.14	18.350	10:22:30.012

P11	6	David SUTTON				Scirocco					
IDEAL LAP TIME : 2:08.160		BEST LAP TIME : 2:08.730				DIFFERENCE : 0.570					
LAP	SECTOR 1		SECTOR 2		SECTOR 3		LAP TIME	MPH	DIFF	TIME OF DAY	
1 -		105.0	47.669	118.5	43.880	110.9	2:25.391	73.51	16.661	09:52:17.489	
2 -	40.790	104.5	45.981	120.4	43.375	110.7	2:10.146	82.12	1.416	09:54:27.635	
3 -	40.554	105.5	45.850	120.0	42.855	110.7	2:09.259	82.68	0.529	09:56:36.894	
4 -	40.709	104.2	45.760	118.3	42.356	111.2	2:08.825	82.96	0.095	09:58:45.719	
5 -	40.529	103.0	46.229	117.7	42.476	110.3	2:09.234	82.70	0.504	10:00:54.953	
6 -	40.508	104.3	45.827	118.5	42.546	111.4	2:08.881	82.92	0.151	10:03:03.834	
7 -	40.310	105.3	46.101	118.3	42.351	110.7	2:08.762 (2)	83.00	0.032	10:05:12.596	
8 -	40.454	104.6	46.352	116.9	43.516	110.5	2:10.322	82.01	1.592	10:07:22.918	
9 -	40.717	103.2	46.984	114.5	42.486	110.7	2:10.187	82.09	1.457	10:09:33.105	
10 -	40.267	104.3	46.294	118.1	42.169	111.6	2:08.730 (1)	83.02		10:11:41.835	
11 -	40.231	105.3	46.406	117.5	43.284	111.6	2:09.921	82.26	1.191	10:13:51.756	
12 -	42.086	103.5	46.389	117.3	43.207	112.5	2:11.682	81.16	2.952	10:16:03.438	
13 -	41.881	102.7	46.640	118.3	43.636	111.6	2:12.157	80.87	3.427	10:18:15.595	
14 -	41.141	104.2	47.252	117.7	42.605	110.7	2:10.998	81.58	2.268	10:20:26.593	
15 -	40.340	104.0	46.127	117.5	42.319	111.1	2:08.786 (3)	82.99	0.056	10:22:35.379	

P12	22	Howard FULLER				Golf					
IDEAL LAP TIME : 2:08.508		BEST LAP TIME : 2:08.651				DIFFERENCE : 0.143					
LAP	SECTOR 1		SECTOR 2		SECTOR 3		LAP TIME	MPH	DIFF	TIME OF DAY	
1 -		103.5	47.326	118.3	44.448	110.0	2:22.826	74.83	14.175	09:52:14.924	
2 -	40.615	105.3	46.348	115.5	42.149	109.8	2:09.112	82.78	0.461	09:54:24.036	
3 -	40.592	105.8	45.972	117.7	42.087	110.5	2:08.651 (1)	83.07		09:56:32.687	
4 -	40.704	105.3	46.198	115.3	42.070	109.4	2:08.972 (2)	82.87	0.321	09:58:41.659	
5 -	40.726	102.7	46.188	113.9	43.775	105.6	2:10.689	81.78	2.038	10:00:52.348	
6 -	40.957	103.2	46.530	112.4	42.196	109.1	2:09.683	82.41	1.032	10:03:02.031	
7 -	40.787	102.9	46.616	112.2	42.314	108.0	2:09.717	82.39	1.066	10:05:11.748	
8 -	40.929	103.0	46.624	110.3	42.925	107.2	2:10.478	81.91	1.827	10:07:22.226	
9 -	40.971	103.0	46.081	113.9	41.944	106.5	2:08.996 (3)	82.85	0.345	10:09:31.222	
10 -	40.684	103.2	46.800	112.5	42.179	107.5	2:09.663	82.42	1.012	10:11:40.885	
11 -	40.841	102.9	46.676	113.7	43.032	108.2	2:10.549	81.87	1.898	10:13:51.434	
12 -	42.183	101.5	46.656	111.8	43.006	108.7	2:11.845	81.06	3.194	10:16:03.279	
13 -	41.891	102.7	46.865	112.4	43.060	108.4	2:11.816	81.08	3.165	10:18:15.095	
14 -	41.676	101.2	47.285	112.9	43.237	109.2	2:12.198	80.84	3.547	10:20:27.293	
15 -	40.841	104.5	46.351	115.3	42.655	106.8	2:09.847	82.31	1.196	10:22:37.140	

P13	17	Tim SNAYLAM				Scirocco					
IDEAL LAP TIME : 2:08.956		BEST LAP TIME : 2:09.233				DIFFERENCE : 0.277					
LAP	SECTOR 1		SECTOR 2		SECTOR 3		LAP TIME	MPH	DIFF	TIME OF DAY	
1 -		99.1	47.185	119.8	44.389	111.4	2:23.329	74.56	14.096	09:52:15.427	
2 -	40.915	104.5	46.380	119.6	43.155	111.1	2:10.450	81.93	1.217	09:54:25.877	
3 -	40.846	106.0	46.292	119.6	43.538	109.1	2:10.676	81.79	1.443	09:56:36.553	
4 -	41.648	103.2	46.445	119.1	43.004	111.1	2:11.097	81.52	1.864	09:58:47.650	
5 -	40.979	104.2	46.458	120.6	43.197	110.5	2:10.634	81.81	1.401	10:00:58.284	
6 -	40.604	104.6	46.511	117.3	42.708	111.6	2:09.823 (2)	82.32	0.590	10:03:08.107	
7 -	40.696	102.6	46.557	115.5	43.337	110.1	2:10.590	81.84	1.357	10:05:18.697	
8 -	40.770	103.8	47.278	116.3	43.502	110.7	2:11.550	81.24	2.317	10:07:30.247	
9 -	40.171	104.2	46.397	117.3	42.665	110.7	2:09.233 (1)	82.70		10:09:39.480	
10 -	40.933	102.6	46.650	118.5	43.173	110.3	2:10.756	81.74	1.523	10:11:50.236	
11 -	40.778	103.4	46.956	117.5	43.171	110.3	2:10.905	81.64	1.672	10:14:01.141	
12 -	40.999	102.1	46.406	116.3	42.493	110.9	2:09.898 (3)	82.28	0.665	10:16:11.039	
13 -	40.887	103.5	46.636	118.1	42.735	109.8	2:10.258	82.05	1.025	10:18:21.297	
14 -	41.044	102.6	47.510	112.9	46.286	110.5	2:14.840	79.26	5.607	10:20:36.137	
15 -	42.735	98.2	47.729	112.2	44.381	106.1	2:14.845	79.26	5.612	10:22:50.982	

Snetterton 300

Circuit Length = 2.9689 miles

Start: 09:49 Flag 10:21 End: 10:23

Weather / Track : Sunny / Dry

Milltek Sport Volkswagen Racing Cup

RACE 5 - ROUND 13 - SECTOR ANALYSIS

SECTOR 1 = FL to I1, SECTOR 2 = I1 to I2, SECTOR 3 = I2 to FL, DIFF = Difference To Personal Best Lap

P14 40		Simon TOMLINSON					Golf			
IDEAL LAP TIME : 2:09.066		BEST LAP TIME : 2:09.571					DIFFERENCE : 0.505			
LAP	SECTOR 1		SECTOR 2		SECTOR 3		LAP TIME	MPH	DIFF	TIME OF DAY
1 -		98.8	47.928	113.9	43.967	110.7	2:23.810	74.32	14.239	09:52:15.908
2 -	40.856	105.8	47.016	116.5	43.399	110.1	2:11.271	81.41	1.700	09:54:27.179
3 -	40.944	104.5	46.842	116.9	43.074	109.4	2:10.860	81.67	1.289	09:56:38.039
4 -	40.921	106.0	46.406	115.3	43.124	110.9	2:10.451	81.93	0.880	09:58:48.490
5 -	40.519	105.0	46.298	113.1	43.441	109.4	2:10.258	82.05	0.687	10:00:58.748
6 -	40.492	105.6	46.657	114.9	42.748	110.9	2:09.897 (2)	82.28	0.326	10:03:08.645
7 -	40.294	104.6	46.691	113.9	43.342	110.3	2:10.327	82.00	0.756	10:05:18.972
8 -	40.606	104.6	47.356	113.9	43.530	110.3	2:11.492	81.28	1.921	10:07:30.464
9 -	40.409	105.1	46.249	115.3	42.913	109.4	2:09.571 (1)	82.48		10:09:40.035
10 -	40.670	103.8	46.578	113.7	43.313	110.3	2:10.561	81.86	0.990	10:11:50.596
11 -	40.506	105.0	47.044	113.9	43.453	110.0	2:11.003	81.58	1.432	10:14:01.599
12 -	40.782	101.5	46.751	113.5	42.523	110.9	2:10.056	82.18	0.485	10:16:11.655
13 -	40.463	105.0	46.613	114.3	42.841	110.3	2:09.917 (3)	82.26	0.346	10:18:21.572
14 -	40.949	102.9	1:02.860	111.8	43.549	108.5	2:27.358	72.53	17.787	10:20:48.930
15 -	41.298	104.2	46.835	114.5	43.334	109.1	2:11.467	81.29	1.896	10:23:00.397

P15 16		Laura TILLET					Golf			
IDEAL LAP TIME : 2:10.301		BEST LAP TIME : 2:10.554					DIFFERENCE : 0.253			
LAP	SECTOR 1		SECTOR 2		SECTOR 3		LAP TIME	MPH	DIFF	TIME OF DAY
1 -		98.8	48.366	115.9	44.056	110.0	2:27.392	72.51	16.838	09:52:19.490
2 -	41.180	103.2	46.407	117.1	43.571	109.2	2:11.158	81.49	0.604	09:54:30.648
3 -	42.052	103.2	46.754	114.3	42.808	107.7	2:11.614	81.20	1.060	09:56:42.262
4 -	41.228	101.8	46.641	112.5	43.537	107.8	2:11.406	81.33	0.852	09:58:53.668
5 -	41.437	101.0	46.984	110.9	43.184	107.8	2:11.605	81.21	1.051	10:01:05.273
6 -	41.086	101.2	46.544	111.6	42.924	108.4	2:10.554 (1)	81.86		10:03:15.827
7 -	41.397	100.9	46.732	111.4	42.995	108.0	2:11.124 (3)	81.51	0.570	10:05:26.951
8 -	43.069	100.6	47.331	109.6	43.270	107.8	2:13.670	79.95	3.116	10:07:40.621
9 -	41.476	101.0	46.840	111.2	43.134	108.2	2:11.450	81.30	0.896	10:09:52.071
10 -	41.268	101.6	47.747	109.2	43.346	107.2	2:12.361	80.74	1.807	10:12:04.432
11 -	41.358	101.3	47.109	110.1	43.002	108.4	2:11.469	81.29	0.915	10:14:15.901
12 -	41.395	100.4	47.068	111.2	42.896	107.7	2:11.359	81.36	0.805	10:16:27.260
13 -	41.312	101.0	46.891	112.4	42.830	108.2	2:11.033 (2)	81.56	0.479	10:18:38.293
14 -	41.343	101.8	46.913	113.5	43.246	108.5	2:11.502	81.27	0.948	10:20:49.795
15 -	41.231	102.2	47.207	113.5	42.948	108.5	2:11.386	81.34	0.832	10:23:01.181

P16 27		Andrew DUNCAN					Scirocco			
IDEAL LAP TIME : 2:09.103		BEST LAP TIME : 2:09.709					DIFFERENCE : 0.606			
LAP	SECTOR 1		SECTOR 2		SECTOR 3		LAP TIME	MPH	DIFF	TIME OF DAY
1 -		97.1	48.755	117.1	45.982	110.1	2:30.792	70.87	21.083	09:52:22.890
2 -	43.033	100.9	47.929	111.4	44.757	101.5	2:15.719	78.75	6.010	09:54:38.609
3 -	41.289	104.0	47.084	114.9	43.810	110.7	2:12.183	80.85	2.474	09:56:50.792
4 -	41.027	99.1	47.192	116.1	44.397	111.4	2:12.616	80.59	2.907	09:59:03.408
5 -	40.956	107.2	46.729	118.1	43.085	109.8	2:10.770	81.73	1.061	10:01:14.178
6 -	40.417	106.6	45.938	117.1	43.725	111.1	2:10.080 (3)	82.16	0.371	10:03:24.258
7 -	41.498	100.4	47.397	119.4	43.709	110.0	2:12.604	80.60	2.895	10:05:36.862
8 -	40.962	101.0	46.654	116.7	43.077	109.4	2:10.693	81.78	0.984	10:07:47.555
9 -	40.722	105.6	46.205	118.3	42.782	110.0	2:09.709 (1)	82.40		10:09:57.264
10 -	40.390	106.5	46.208	117.5	43.128	110.7	2:09.726 (2)	82.38	0.017	10:12:06.990
11 -	40.383	106.1	47.523	115.9	43.145	110.9	2:11.051	81.55	1.342	10:14:18.041
12 -	40.624	105.6	47.615	118.1	43.033	109.6	2:11.272	81.41	1.563	10:16:29.313
13 -	40.746	106.6	46.441	117.3	44.216	108.9	2:11.403	81.33	1.694	10:18:40.716
14 -	40.689	104.3	46.796	116.9	43.412	109.2	2:10.897	81.65	1.188	10:20:51.613
15 -	40.598	97.8	46.565	106.3	43.350	107.3	2:10.513	81.89	0.804	10:23:02.126

Weather / Track : Sunny / Dry

Milltek Sport Volkswagen Racing Cup

RACE 5 - ROUND 13 - SECTOR ANALYSIS

SECTOR 1 = FL to I1, SECTOR 2 = I1 to I2, SECTOR 3 = I2 to FL, DIFF = Difference To Personal Best Lap

P17 51		Simon ANDREWS					Golf			
IDEAL LAP TIME : 2:10.226		BEST LAP TIME : 2:10.454			DIFFERENCE : 0.228					
LAP	SECTOR 1	SECTOR 2		SECTOR 3		LAP TIME	MPH	DIFF	TIME OF DAY	
1 -		102.7	48.067	119.1	45.017	112.5	2:25.869	73.27	15.415	09:52:17.967
2 -	41.364	104.2	46.852	120.2	44.110	110.1	2:12.326	80.77	1.872	09:54:30.293
3 -	42.039	104.5	47.801	110.5	43.490	111.2	2:13.330	80.16	2.876	09:56:43.623
4 -	40.810	106.1	46.276	118.1	45.173	96.4	2:12.259	80.81	1.805	09:58:55.882
5 -	41.612	103.5	46.320	118.1	43.559	111.6	2:11.491	81.28	1.037	10:01:07.373
6 -	40.922	105.0	46.170	116.7	43.791	112.0	2:10.883 (2)	81.66	0.429	10:03:18.256
7 -	41.353	100.3	47.593	110.9	44.433	101.2	2:13.379	80.13	2.925	10:05:31.635
8 -	41.843	103.4	47.731	112.0	43.291	111.4	2:12.865	80.44	2.411	10:07:44.500
9 -	40.861	104.5	46.347	117.3	43.246	112.0	2:10.454 (1)	81.92		10:09:54.954
10 -	41.253	103.7	46.310	117.3	43.527	111.8	2:11.090 (3)	81.53	0.636	10:12:06.044
11 -	40.961	104.2	47.017	117.1	43.263	112.5	2:11.241	81.43	0.787	10:14:17.285
12 -	41.210	104.5	46.597	118.9	43.490	109.8	2:11.297	81.40	0.843	10:16:28.582
13 -	41.288	104.0	47.166	118.9	44.080	112.4	2:12.534	80.64	2.080	10:18:41.116
14 -	41.095	104.8	46.900	119.6	43.300	112.4	2:11.295	81.40	0.841	10:20:52.411
15 -	41.399	100.3	46.510	119.4	44.618	98.9	2:12.527	80.64	2.073	10:23:04.938

P18 31		Matthew WILSON					Golf			
IDEAL LAP TIME : 2:10.496		BEST LAP TIME : 2:11.177			DIFFERENCE : 0.681					
LAP	SECTOR 1	SECTOR 2		SECTOR 3		LAP TIME	MPH	DIFF	TIME OF DAY	
1 -		101.5	49.511	110.5	45.145	107.0	2:28.577	71.93	17.400	09:52:20.675
2 -	42.264	101.8	47.309	111.2	44.147	104.6	2:13.720	79.92	2.543	09:54:34.395
3 -	42.175	103.0	47.123	113.7	43.237	108.5	2:12.535	80.64	1.358	09:56:46.930
4 -	41.378	103.0	47.105	112.7	44.881	105.8	2:13.364	80.14	2.187	09:59:00.294
5 -	40.918	102.7	47.425	109.8	42.834	104.6	2:11.177 (1)	81.47		10:01:11.471
6 -	41.188	103.7	46.744	111.6	43.593	108.4	2:11.525 (2)	81.26	0.348	10:03:22.996
7 -	42.206	103.0	47.800	113.5	44.868	105.0	2:14.874	79.24	3.697	10:05:37.870
8 -	45.612	101.8	47.624	108.4	43.815	106.1	2:17.051	77.98	5.874	10:07:54.921
9 -	41.763	101.9	46.945	110.5	43.547	107.0	2:12.255	80.81	1.078	10:10:07.176
10 -	41.590	98.5	47.288	109.6	43.297	105.1	2:12.175	80.86	0.998	10:12:19.351
11 -	41.805	99.4	47.507	109.6	43.083	107.3	2:12.395	80.72	1.218	10:14:31.746
12 -	41.372	101.6	47.182	111.1	43.269	106.3	2:11.823 (3)	81.07	0.646	10:16:43.569
13 -	41.183	103.5	48.103	110.9	43.463	103.5	2:12.749	80.51	1.572	10:18:56.318
14 -	41.418	101.3	47.188	109.8	43.284	106.6	2:11.890	81.03	0.713	10:21:08.208
15 -	41.195	101.6	47.132	109.8	44.317	101.3	2:12.644	80.57	1.467	10:23:20.852

P19 2		Graham EWING					Golf			
IDEAL LAP TIME : 2:11.200		BEST LAP TIME : 2:11.305			DIFFERENCE : 0.105					
LAP	SECTOR 1	SECTOR 2		SECTOR 3		LAP TIME	MPH	DIFF	TIME OF DAY	
1 -		102.2	48.514	118.5	45.312	109.1	2:29.218	71.62	17.913	09:52:21.316
2 -	42.428	102.4	47.628	113.1	43.495	107.8	2:13.551	80.02	2.246	09:54:34.867
3 -	41.498	103.4	46.922	115.1	43.408	107.7	2:11.828 (3)	81.07	0.523	09:56:46.695
4 -	41.433	103.5	46.964	114.1	43.184	108.5	2:11.581 (2)	81.22	0.276	09:58:58.276
5 -	41.107	102.7	46.932	113.7	43.266	107.8	2:11.305 (1)	81.39		10:01:09.581
6 -	41.641	101.8	47.286	113.5	44.355	107.7	2:13.282	80.19	1.977	10:03:22.863
7 -	41.765	101.8	47.277	112.5	43.613	108.4	2:12.655	80.57	1.350	10:05:35.518
8 -	41.353	101.8	47.749	111.1	43.627	108.0	2:12.729	80.52	1.424	10:07:48.247
9 -	41.094	102.7	47.090	112.4	46.912	106.6	2:15.096	79.11	3.791	10:10:03.343
10 -	41.290	101.3	47.512	111.4	44.013	107.2	2:12.815	80.47	1.510	10:12:16.158
11 -	41.293	101.6	47.695	110.7	43.890	108.0	2:12.878	80.43	1.573	10:14:29.036
12 -	41.438	100.1	47.975	112.0	44.298	107.5	2:13.711	79.93	2.406	10:16:42.747
13 -	41.517	101.8	48.232	112.9	46.985	106.0	2:16.734	78.16	5.429	10:18:59.481
14 -	41.806	101.5	47.539	112.9	43.320	108.5	2:12.665	80.56	1.360	10:21:12.146
15 -	41.461	101.8	47.169	112.7	44.066	108.2	2:12.696	80.54	1.391	10:23:24.842

P20 7		Paul DEHADRAY					Scirocco			
IDEAL LAP TIME : 2:10.980		BEST LAP TIME : 2:11.567			DIFFERENCE : 0.587					
LAP	SECTOR 1	SECTOR 2		SECTOR 3		LAP TIME	MPH	DIFF	TIME OF DAY	

Weather / Track : Sunny / Dry

Milltek Sport Volkswagen Racing Cup

RACE 5 - ROUND 13 - SECTOR ANALYSIS

SECTOR 1 = FL to I1, SECTOR 2 = I1 to I2, SECTOR 3 = I2 to FL, DIFF = Difference To Personal Best Lap

1 -		103.2	48.675	115.3	46.491	108.2	2:30.213	71.15	18.646	09:52:22.311
2 -	41.875	103.4	47.731	115.3	44.243	109.4	2:13.849	79.85	2.282	09:54:36.160
3 -	42.036	104.6	47.402	115.5	43.926	107.5	2:13.364	80.14	1.797	09:56:49.524
4 -	41.647	104.0	47.399	114.3	44.187	107.3	2:13.233	80.22	1.666	09:59:02.757
5 -	41.441	104.8	47.298	115.3	44.168	108.5	2:12.907	80.41	1.340	10:01:15.664
6 -	41.141	105.1	47.020	113.5	43.406	108.0	2:11.567 (1)	81.23		10:03:27.231
7 -	40.935	104.3	47.247	113.7	43.805	108.4	2:11.987 (3)	80.97	0.420	10:05:39.218
8 -	41.566	104.2	46.875	112.4	43.393	107.7	2:11.834 (2)	81.07	0.267	10:07:51.052
9 -	41.285	104.8	46.728	113.7	44.391	103.5	2:12.404	80.72	0.837	10:10:03.456
10 -	41.854	103.8	47.159	110.7	43.830	104.8	2:12.843	80.45	1.276	10:12:16.299
11 -	41.997	105.0	46.998	110.0	44.338	108.4	2:13.333	80.16	1.766	10:14:29.632
12 -	40.859	104.5	47.882	111.6	44.979	108.5	2:13.720	79.92	2.153	10:16:43.352
13 -	41.951	104.6	47.716	112.9	43.665	108.0	2:13.332	80.16	1.765	10:18:56.684
14 -	41.550	104.5	48.293	112.0	44.010	107.7	2:13.853	79.84	2.286	10:21:10.537
15 -	41.152	104.6	46.941	113.1	43.964	107.5	2:12.057	80.93	0.490	10:23:22.594

P21	66	Pete LITTLER	Scirocco						
IDEAL LAP TIME : 2:10.998		BEST LAP TIME : 2:11.805			DIFFERENCE : 0.807				

LAP	SECTOR 1	SECTOR 2	SECTOR 3	LAP TIME	MPH	DIFF	TIME OF DAY			
1 -	93.4	47.864	119.4	45.874	105.8	2:30.753	70.89	18.948	09:52:22.851	
2 -	42.718	104.3	47.778	118.1	44.516	109.2	2:15.012	79.16	3.207	09:54:37.863
3 -	41.546	105.6	47.068	117.3	43.623	109.2	2:12.237 (3)	80.82	0.432	09:56:50.100
4 -	41.481	105.6	47.069	116.1	44.716	107.3	2:13.266	80.20	1.461	09:59:03.366
5 -	42.267	104.8	46.816	117.9	44.607	100.6	2:13.690	79.94	1.885	10:01:17.056
6 -	41.417	105.1	46.401	117.7	44.339	101.0	2:12.157 (2)	80.87	0.352	10:03:29.213
7 -	41.359	104.3	47.435	116.7	44.000	101.6	2:12.794	80.48	0.989	10:05:42.007
8 -	40.995	104.0	47.718	113.7	44.316	92.9	2:13.029	80.34	1.224	10:07:55.036
9 -	42.443	87.9	47.635	116.7	43.602	107.8	2:13.680	79.95	1.875	10:10:08.716
10 -	41.336	104.3	47.315	115.7	44.016	106.8	2:12.667	80.56	0.862	10:12:21.383
11 -	41.128	104.8	46.874	116.7	43.803	96.5	2:11.805 (1)	81.09		10:14:33.188
12 -	41.586	103.2	47.364	115.1	45.060	78.7	2:14.010	79.75	2.205	10:16:47.198
13 -	44.599	86.1	48.094	115.1	43.817	106.8	2:16.510	78.29	4.705	10:19:03.708
14 -	41.393	104.5	46.813	116.5	44.531	106.0	2:12.737	80.52	0.932	10:21:16.445
15 -	41.456	104.3	46.824	116.5	45.233	105.1	2:13.513	80.05	1.708	10:23:29.958

P22	20	Damani MARCANO	Golf						
IDEAL LAP TIME : 2:10.135		BEST LAP TIME : 2:10.525			DIFFERENCE : 0.390				

LAP	SECTOR 1	SECTOR 2	SECTOR 3	LAP TIME	MPH	DIFF	TIME OF DAY			
1 -	104.0	49.741	116.9	45.256	109.2	2:28.685	71.88	18.160	09:52:20.783	
2 -	42.694	104.2	47.865	113.7	44.088	108.7	2:14.647	79.37	4.122	09:54:35.430
3 -	41.827	105.3	47.334	116.7	43.558	110.1	2:12.719	80.53	2.194	09:56:48.149
4 -	41.474	105.6	46.293	117.7	43.925	110.3	2:11.692 (2)	81.15	1.167	09:58:59.841
5 -	40.707	106.1	46.683	116.5	43.135	109.2	2:10.525 (1)	81.88		10:01:10.366
6 -	41.052	106.3	47.050	113.1	44.206	108.9	2:12.308 (3)	80.78	1.783	10:03:22.674
7 -	42.189	104.5	47.482	117.5	43.295	108.4	2:12.966	80.38	2.441	10:05:35.640
8 -	41.730	105.5	47.352	109.6	43.811	111.4	2:12.893	80.42	2.368	10:07:48.533

Milltek Sport Volkswagen Racing Cup

RACE 5 - ROUND 13 - LAP CHART

LAP 1 @ 09:52:08.490			LAP 2 @ 09:54:16.580			LAP 3 @ 09:56:23.920			LAP 4 @ 09:58:30.546			LAP 5 @ 10:00:37.802		
NO	BEHIND	LAP TIME	NO	BEHIND	LAP TIME	NO	BEHIND	LAP TIME	NO	BEHIND	LAP TIME	NO	BEHIND	LAP TIME
19		2:16.392	19		2:08.090	19		2:07.340	19		2:06.626	19		2:07.256
1	1.866	2:18.258	99	2.922	2:09.036	99	3.590	2:08.008	98	4.556	2:07.349	98	4.881	2:07.581
99	1.976	2:18.368	1	3.352	2:09.576	98	3.833	2:07.727	99	5.345	2:08.381	99	6.262	2:08.173
3	2.454	2:18.846	98	3.446	2:08.785	1	4.545	2:08.533	1	6.221	2:08.302	1	6.757	2:07.792
9	2.741	2:19.133	3	4.247	2:09.883	9	4.953	2:07.806	9	6.963	2:08.636	9	7.164	2:07.457
98	2.751	2:19.143	9	4.487	2:09.836	3	6.327	2:09.420	3	7.568	2:07.867	3	7.766	2:07.454
8	3.284	2:19.676	8	4.733	2:09.539	33	6.570	2:08.948	33	7.850	2:07.906	33	8.359	2:07.765
33	3.684	2:20.076	33	4.962	2:09.368	8	7.075	2:09.682	8	8.805	2:08.356	8	9.782	2:08.233
12	5.102	2:21.494	12	5.782	2:08.770	12	7.431	2:08.989	12	9.074	2:08.269	12	10.061	2:08.243
24	5.664	2:22.056	24	6.820	2:09.246	24	7.926	2:08.446	24	9.751	2:08.451	24	10.773	2:08.278
22	6.434	2:22.826	22	7.456	2:09.112	22	8.767	2:08.651	22	11.113	2:08.972	22	14.546	2:10.689
17	6.937	2:23.329	17	9.297	2:10.450	17	12.633	2:10.676	6	15.173	2:08.825	6	17.151	2:09.234
40	7.418	2:23.810	40	10.599	2:11.271	6	12.974	2:09.259	17	17.104	2:11.097	17	20.482	2:10.634
6	8.999	2:25.391	6	11.055	2:10.146	40	14.119	2:10.860	40	17.944	2:10.451	40	20.946	2:10.258
51	9.477	2:25.869	51	13.713	2:12.326	16	18.342	2:11.614	16	23.122	2:11.406	16	27.471	2:11.605
16	11.000	2:27.392	16	14.068	2:11.158	51	19.703	2:13.330	51	25.336	2:12.259	51	29.571	2:11.491
31	12.185	2:28.577	31	17.815	2:13.720	2	22.775	2:11.828	2	27.730	2:11.581	2	31.779	2:11.305
20	12.293	2:28.685	2	18.287	2:13.551	31	23.010	2:12.535	20	29.295	2:11.692	20	32.564	2:10.525
2	12.826	2:29.218	20	18.850	2:14.647	20	24.229	2:12.719	31	29.748	2:13.364	31	33.669	2:11.177
7	13.821	2:30.213	7	19.580	2:13.849	7	25.604	2:13.364	7	32.211	2:13.233	27	36.376	2:10.770
66	14.361	2:30.753	66	21.283	2:15.012	66	26.180	2:12.237	66	32.820	2:13.266	7	37.862	2:12.907
27	14.400	2:30.792	27	22.029	2:15.719	27	26.872	2:12.183	27	32.862	2:12.616	66	39.254	2:13.690

Weather / Track : Sunny / Dry

Results can be found at www.tsl-timing.com

Page 1 of 3

Snetterton 300

Circuit Length = 2.9689 miles

Start: 09:49 Flag 10:21 End: 10:23

Printed - 10:25 Sunday, 23 August 2015

Milltek Sport Volkswagen Racing Cup

RACE 5 - ROUND 13 - LAP CHART

LAP 6 @ 10:02:45.012			LAP 7 @ 10:04:52.876			LAP 8 @ 10:07:01.140			LAP 9 @ 10:09:09.264			LAP 10 @ 10:11:17.411		
NO	BEHIND	LAP TIME	NO	BEHIND	LAP TIME	NO	BEHIND	LAP TIME	NO	BEHIND	LAP TIME	NO	BEHIND	LAP TIME
19		2:07.210	19		2:07.864	19		2:08.264	19		2:08.124	19		2:08.147
98	5.499	2:07.828	98	5.993	2:08.358	98	6.063	2:08.334	98	5.886	2:07.947	98	5.631	2:07.892
99	6.952	2:07.900	99	7.037	2:07.949	99	6.982	2:08.209	99	6.915	2:08.057	99	7.059	2:08.291
1	7.854	2:08.307	9	8.439	2:08.155	9	7.850	2:07.675	1	9.280	2:08.531	1	9.217	2:08.084
9	8.148	2:08.194	1	8.947	2:08.957	1	8.873	2:08.190	9	9.539	2:09.813	9	9.591	2:08.199
3	8.452	2:07.896	3	9.375	2:08.787	3	9.154	2:08.043	3	9.785	2:08.755	3	9.911	2:08.273
33	8.968	2:07.819	33	9.631	2:08.527	33	10.007	2:08.640	33	10.171	2:08.288	33	10.231	2:08.207
8	10.713	2:08.141	8	11.479	2:08.630	8	12.025	2:08.810	12	12.668	2:08.422	12	12.554	2:08.033
12	11.044	2:08.193	12	11.737	2:08.557	12	12.370	2:08.897	8	13.768	2:09.867	8	14.376	2:08.755
24	12.249	2:08.686	24	13.196	2:08.811	24	14.709	2:09.777	24	15.720	2:09.135	24	16.601	2:09.028
22	17.019	2:09.683	22	18.872	2:09.717	22	21.086	2:10.478	22	21.958	2:08.996	22	23.474	2:09.663
6	18.822	2:08.881	6	19.720	2:08.762	6	21.778	2:10.322	6	23.841	2:10.187	6	24.424	2:08.730
17	23.095	2:09.823	17	25.821	2:10.590	17	29.107	2:11.550	17	30.216	2:09.233	17	32.825	2:10.756
40	23.633	2:09.897	40	26.096	2:10.327	40	29.324	2:11.492	40	30.771	2:09.571	40	33.185	2:10.561
16	30.815	2:10.554	16	34.075	2:11.124	16	39.481	2:13.670	16	42.807	2:11.450	16	47.021	2:12.361
51	33.244	2:10.883	51	38.759	2:13.379	51	43.360	2:12.865	51	45.690	2:10.454	51	48.633	2:11.090
20	37.662	2:12.308	2	42.642	2:12.655	27	46.415	2:10.693	27	48.000	2:09.709	27	49.579	2:09.726
2	37.851	2:13.282	20	42.764	2:12.966	2	47.107	2:12.729	2	54.079	2:15.096	2	58.747	2:12.815
31	37.984	2:11.525	27	43.986	2:12.604	20	47.393	2:12.893	7	54.192	2:12.404	7	58.888	2:12.843
27	39.246	2:10.080	31	44.994	2:14.874	7	49.912	2:11.834	31	57.912	2:12.255	31	1:01.940	2:12.175
7	42.219	2:11.567	7	46.342	2:11.987	31	53.781	2:17.051	66	59.452	2:13.680	66	1:03.972	2:12.667
66	44.201	2:12.157	66	49.131	2:12.794	66	53.896	2:13.029						

Weather / Track : Sunny / Dry

Milltek Sport Volkswagen Racing Cup

RACE 5 - ROUND 13 - LAP CHART

LAP 11 @ 10:13:25.363			LAP 12 @ 10:15:33.597			LAP 13 @ 10:17:41.976			LAP 14 @ 10:19:50.129			LAP 15 @ 10:21:58.641		
NO	BEHIND	LAP TIME	NO	BEHIND	LAP TIME	NO	BEHIND	LAP TIME	NO	BEHIND	LAP TIME	NO	BEHIND	LAP TIME
19		2:07.952	19		2:08.234	19		2:08.379	19		2:08.153	19		2:08.512
98	6.098	2:08.419	98	6.134	2:08.270	98	6.649	2:08.894	98	6.933	2:08.437	98	6.642	2:08.221
99	7.815	2:08.708	99	8.324	2:08.743	99	8.609	2:08.664	99	9.503	2:09.047	99	9.844	2:08.853
1	9.991	2:08.726	1	10.181	2:08.424	1	10.578	2:08.776	1	11.008	2:08.583	1	10.990	2:08.494
9	10.334	2:08.695	9	10.708	2:08.608	9	10.818	2:08.489	9	11.335	2:08.670	9	11.478	2:08.655
3	10.534	2:08.575	3	10.964	2:08.664	3	11.221	2:08.636	3	11.569	2:08.501	3	11.934	2:08.877
33	10.872	2:08.593	33	11.706	2:09.068	33	12.186	2:08.859	12	13.724	2:09.165	12	13.509	2:08.297
12	12.700	2:08.098	12	12.863	2:08.397	12	12.712	2:08.228	33	13.768	2:09.735	8	21.473	2:10.287
8	15.913	2:09.489	8	17.004	2:09.325	8	18.095	2:09.470	8	19.698	2:09.756	24	23.433	2:09.640
24	17.885	2:09.236	24	19.520	2:09.869	24	20.873	2:09.732	24	22.305	2:09.585	33	31.371	2:26.115
22	26.071	2:10.549	22	29.682	2:11.845	22	33.119	2:11.816	6	36.464	2:10.998	6	36.738	2:08.786
6	26.393	2:09.921	6	29.841	2:11.682	6	33.619	2:12.157	22	37.164	2:12.198	22	38.499	2:09.847
17	35.778	2:10.905	17	37.442	2:09.898	17	39.321	2:10.258	17	46.008	2:14.840	17	52.341	2:14.845
40	36.236	2:11.003	40	38.058	2:10.056	40	39.596	2:09.917	40	58.801	2:27.358	40	1:01.756	2:11.467
16	50.538	2:11.469	16	53.663	2:11.359	16	56.317	2:11.033	16	59.666	2:11.502	16	1:02.540	2:11.386
51	51.922	2:11.241	51	54.985	2:11.297	27	58.740	2:11.403	27	1:01.484	2:10.897	27	1:03.485	2:10.513
27	52.678	2:11.051	27	55.716	2:11.272	51	59.140	2:12.534	51	1:02.282	2:11.295	51	1:06.297	2:12.527
2	1:03.673	2:12.878	2	1:09.150	2:13.711	31	1:14.342	2:12.749	31	1:18.079	2:11.890	31	1:22.211	2:12.644
7	1:04.269	2:13.333	7	1:09.755	2:13.720	7	1:14.708	2:13.332	7	1:20.408	2:13.853	7	1:23.953	2:12.057
31	1:06.383	2:12.395	31	1:09.972	2:11.823	2	1:17.505	2:16.734	2	1:22.017	2:12.665	2	1:26.201	2:12.696
66	1:07.825	2:11.805	66	1:13.601	2:14.010	66	1:21.732	2:16.510	66	1:26.316	2:12.737	66	1:31.317	2:13.513

Weather / Track : Sunny / Dry

Results can be found at www.tsl-timing.com

Page 3 of 3

Snetterton 300

Circuit Length = 2.9689 miles

Start: 09:49 Flag 10:21 End: 10:23

Printed - 10:25 Sunday, 23 August 2015

Milltek Sport Volkswagen Racing Cup

RACE 5 - ROUND 13 - POSITION CHART

No	Name	Lap															
		Pos	1	2	3	4	5	6	7	8	9	10	11	12	13	14	15
19	THOMPSON	1	19	19	19	19	19	19	19	19	19	19	19	19	19	19	19
1	FULBROOK	2	1	99	99	98	98	98	98	98	98	98	98	98	98	98	98
9	MCMILLAN	3	99	1	98	99	99	99	99	99	99	99	99	99	99	99	99
3	HOUSE	4	3	98	1	1	1	1	9	9	1	1	1	1	1	1	1
99	WALKER-TULLY	5	9	3	9	9	9	9	1	1	9	9	9	9	9	9	9
33	ORROCK	6	98	9	3	3	3	3	3	3	3	3	3	3	3	3	3
98	BARRABLE	7	8	8	33	33	33	33	33	33	33	33	33	33	33	12	12
8	MASON	8	33	33	8	8	8	8	8	8	12	12	12	12	12	33	8
12	EPPS	9	12	12	12	12	12	12	12	12	8	8	8	8	8	8	24
24	RUDD	10	24	24	24	24	24	24	24	24	24	24	24	24	24	24	33
22	FULLER	11	22	22	22	22	22	22	22	22	22	22	22	22	22	6	6
40	TOMLINSON	12	17	17	17	6	6	6	6	6	6	6	6	6	6	22	22
17	SNAYLAM	13	40	40	6	17	17	17	17	17	17	17	17	17	17	17	17
20	MARCANO	14	6	6	40	40	40	40	40	40	40	40	40	40	40	40	40
31	WILSON	15	51	51	16	16	16	16	16	16	16	16	16	16	16	16	16
27	DUNCAN	16	16	16	51	51	51	51	51	51	51	51	51	51	27	27	27
7	DEHADRAY	17	31	31	2	2	2	20	2	27	27	27	27	27	51	51	51
51	ANDREWS	18	20	2	31	20	20	2	20	2	2	2	2	2	31	31	31
2	EWING	19	2	20	20	31	31	31	27	20	7	7	7	7	7	7	7
16	TILLET	20	7	7	7	7	27	27	31	7	31	31	31	31	2	2	2
66	LITTLER	21	66	66	66	66	7	7	7	31	66	66	66	66	66	66	66
6	SUTTON	22	27	27	27	27	66	66	66	66							

Weather / Track : Sunny / Dry

Results can be found at www.tsl-timing.com

Snetterton 300
 Circuit Length = 2.9689 miles
 Start: 09:49 Flag 10:21 End: 10:23

Printed - 10:25 Sunday, 23 August 2015

Milltek Sport Volkswagen Racing Cup

RACE 5 - ROUND 13 - BEST SPEEDS

POS	INTERMEDIATE 1			INTERMEDIATE 2			FINISH LINE		
	NO	NAME	MPH	NO	NAME	MPH	NO	NAME	MPH
1	8	MASON	108.2	9	MCMILLAN	121.1	6	SUTTON	112.5
2	24	RUDD	108.0	98	BARRABLE	121.1	8	MASON	112.5
3	9	MCMILLAN	107.2	8	MASON	120.9	51	ANDREWS	112.5
4	27	DUNCAN	107.2	33	ORROCK	120.9	9	MCMILLAN	112.2
5	98	BARRABLE	106.8	17	SNAYLAM	120.6	19	THOMPSON	111.8
6	20	MARCANO	106.6	24	RUDD	120.6	17	SNAYLAM	111.6
7	3	HOUSE	106.1	6	SUTTON	120.4	24	RUDD	111.6
8	19	THOMPSON	106.1	1	FULBROOK	120.2	98	BARRABLE	111.6
9	51	ANDREWS	106.1	51	ANDREWS	120.2	3	HOUSE	111.4
10	12	EPPS	106.0	3	HOUSE	120.0	20	MARCANO	111.4
11	17	SNAYLAM	106.0	12	EPPS	119.6	27	DUNCAN	111.4
12	40	TOMLINSON	106.0	27	DUNCAN	119.4	1	FULBROOK	111.2
13	22	FULLER	105.8	66	LITTLER	119.4	33	ORROCK	111.2
14	66	LITTLER	105.6	2	EWING	118.5	99	WALKER-TULLY	111.2
15	6	SUTTON	105.5	22	FULLER	118.3	12	EPPS	111.1
16	33	ORROCK	105.3	99	WALKER-TULLY	117.9	40	TOMLINSON	110.9
17	99	WALKER-TULLY	105.3	20	MARCANO	117.7	22	FULLER	110.5
18	7	DEHADRAY	105.1	16	TILLET	117.1	16	TILLET	110.0
19	1	FULBROOK	104.8	40	TOMLINSON	116.9	7	DEHADRAY	109.4
20	31	WILSON	103.7	7	DEHADRAY	115.5	66	LITTLER	109.2
21	2	EWING	103.5	19	THOMPSON	114.9	2	EWING	109.1
22	16	TILLET	103.2	31	WILSON	113.7	31	WILSON	108.5

Weather / Track : Sunny / Dry

Results can be found at www.tsl-timing.com

Snetterton 300
 Circuit Length = 2.9689 miles
 Start: 09:49 Flag 10:21 End: 10:23

Printed - 10:25 Sunday, 23 August 2015

Milltek Sport Volkswagen Racing Cup

RACE 5 - ROUND 13 - BEST SECTORS

SECTOR 1			SECTOR 2			SECTOR 3			IDEAL / BEST COMPARISON						
POS	NO	NAME	TIME	NO	NAME	TIME	NO	NAME	TIME	POS	NO	NAME	IDEAL	BEST	DIFF
													PERFECT LAP	2:06.583	
1	9	MCMILLAN	39.605	19	THOMPSON	45.374	19	THOMPSON	41.604	1	19	THOMPSON	2:06.626	2:06.626	0.000
2	19	THOMPSON	39.648	9	MCMILLAN	45.423	98	BARRABLE	41.684	2	98	BARRABLE	2:07.101	2:07.349	0.248
3	98	BARRABLE	39.855	1	FULBROOK	45.508	3	HOUSE	41.859	3	9	MCMILLAN	2:07.105	2:07.457	0.352
4	3	HOUSE	39.993	99	WALKER-TULLY	45.545	33	ORROCK	41.877	4	3	HOUSE	2:07.425	2:07.454	0.029
5	99	WALKER-TULLY	40.009	98	BARRABLE	45.562	12	EPPS	41.931	5	99	WALKER-TULLY	2:07.573	2:07.900	0.327
6	8	MASON	40.077	3	HOUSE	45.573	22	FULLER	41.944	6	33	ORROCK	2:07.654	2:07.765	0.111
7	24	RUDD	40.109	33	ORROCK	45.577	24	RUDD	41.986	7	1	FULBROOK	2:07.695	2:07.792	0.097
8	1	FULBROOK	40.136	12	EPPS	45.698	8	MASON	41.998	8	8	MASON	2:07.782	2:08.141	0.359
9	12	EPPS	40.171	8	MASON	45.707	99	WALKER-TULLY	42.019	9	12	EPPS	2:07.800	2:08.033	0.233
10	17	SNAYLAM	40.171	6	SUTTON	45.760	1	FULBROOK	42.051	10	24	RUDD	2:07.898	2:08.278	0.380
11	33	ORROCK	40.200	24	RUDD	45.803	9	MCMILLAN	42.077	11	6	SUTTON	2:08.160	2:08.730	0.570
12	6	SUTTON	40.231	27	DUNCAN	45.938	6	SUTTON	42.169	12	22	FULLER	2:08.508	2:08.651	0.143
13	40	TOMLINSON	40.294	22	FULLER	45.972	17	SNAYLAM	42.493	13	17	SNAYLAM	2:08.956	2:09.233	0.277
14	27	DUNCAN	40.383	51	ANDREWS	46.170	40	TOMLINSON	42.523	14	40	TOMLINSON	2:09.066	2:09.571	0.505
15	22	FULLER	40.592	40	TOMLINSON	46.249	27	DUNCAN	42.782	15	27	DUNCAN	2:09.103	2:09.709	0.606
16	20	MARCANO	40.707	17	SNAYLAM	46.292	16	TILLET	42.808	16	20	MARCANO	2:10.135	2:10.525	0.390
17	51	ANDREWS	40.810	20	MARCANO	46.293	31	WILSON	42.834	17	51	ANDREWS	2:10.226	2:10.454	0.228
18	7	DEHADRAY	40.859	66	LITTLER	46.401	20	MARCANO	43.135	18	16	TILLET	2:10.301	2:10.554	0.253
19	31	WILSON	40.918	16	TILLET	46.407	2	EWING	43.184	19	31	WILSON	2:10.496	2:11.177	0.681
20	66	LITTLER	40.995	7	DEHADRAY	46.728	51	ANDREWS	43.246	20	7	DEHADRAY	2:10.980	2:11.567	0.587
21	16	TILLET	41.086	31	WILSON	46.744	7	DEHADRAY	43.393	21	66	LITTLER	2:10.998	2:11.805	0.807
22	2	EWING	41.094	2	EWING	46.922	66	LITTLER	43.602	22	2	EWING	2:11.200	2:11.305	0.105


Weather / Track : Sunny / Dry

Results can be found at www.tsl-timing.com

Snetterton 300
 Circuit Length = 2.9689 miles
 Start: 09:49 Flag 10:21 End: 10:23

Printed - 10:24 Sunday, 23 August 2015

Milltek Sport Volkswagen Racing Cup RACE 10 - ROUND 14 - GRID (30 minutes)

ROW 11	21	66 Pete LITTLER	22	20 Damani MARCANO
ROW 10	19	2 Graham EWING	20	7 Paul DEHADRAY
ROW 9	17	51 Simon ANDREWS	18	31 Matthew WILSON
ROW 8	15	16 Laura TILLET	16	27 Andrew DUNCAN
ROW 7	13	17 Tim SNAYLAM	14	40 Simon TOMLINSON
ROW 6	11	6 David SUTTON	12	22 Howard FULLER
ROW 5	9	24 Simon RUDD	10	33 Lucas ORROCK
ROW 4	7	12 Michael EPPS	8	8 Aaron MASON
ROW 3	5	98 Robert BARRABLE	6	19 Bobby THOMPSON
ROW 2	3	1 Joe FULBROOK	4	99 Jack WALKER-TULLY
ROW 1	1	3 Phil HOUSE	2	9 Joe MCMILLAN
Pole				
				

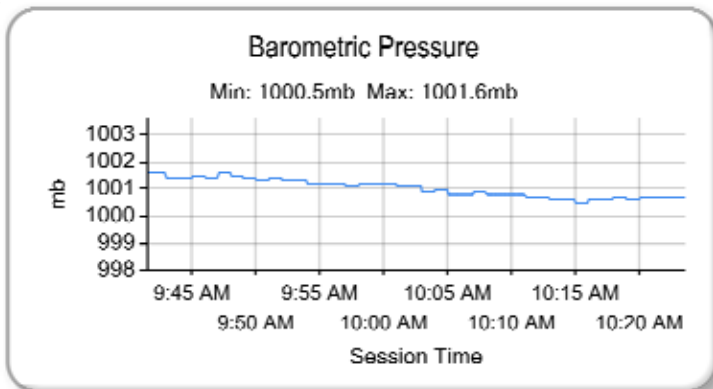
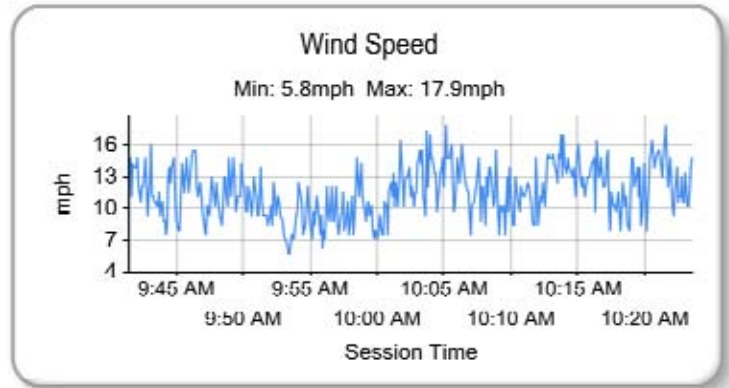
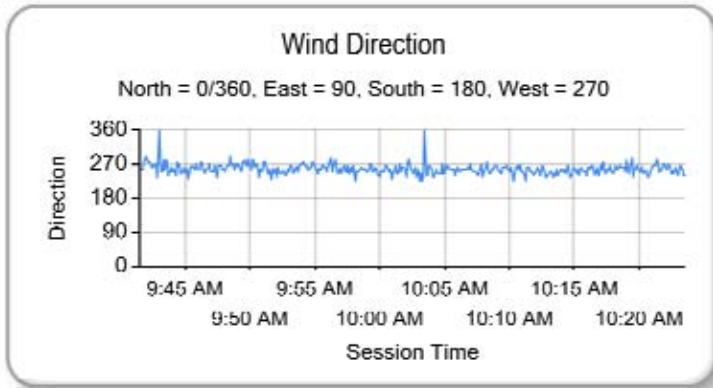
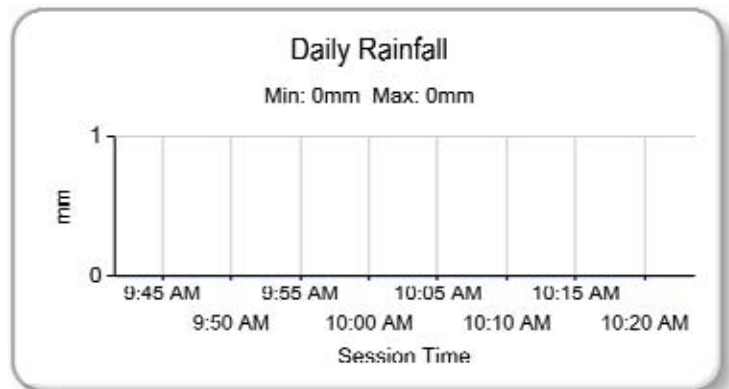
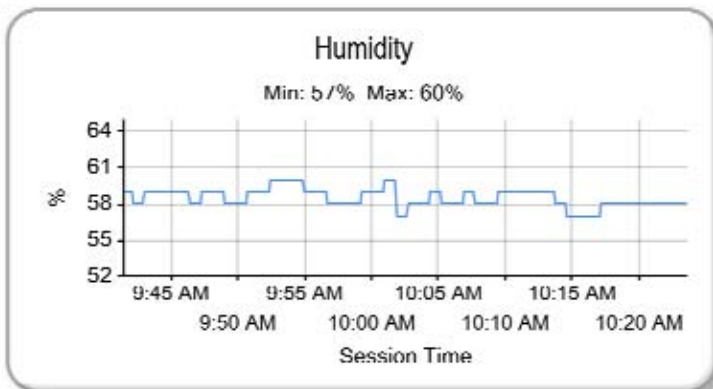
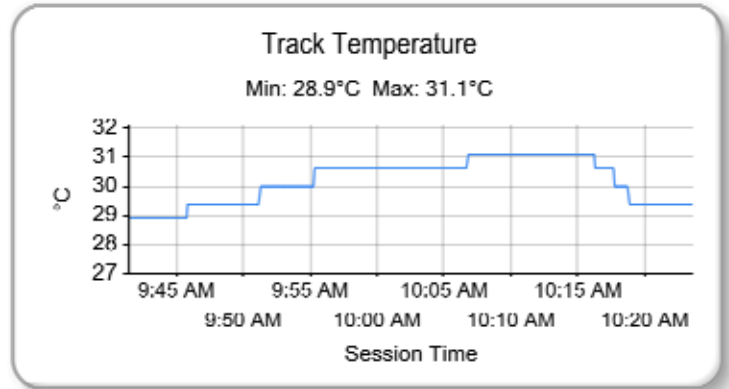
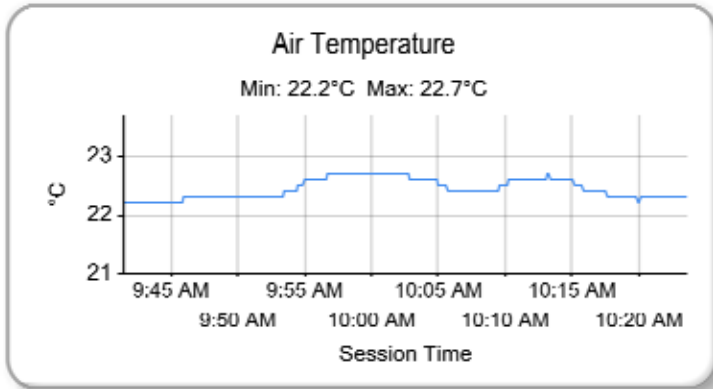
Snetterton 300
Circuit Length = 2.9689 miles

These results are provisional until the conclusion of any judicial and technical matters.

Clerk Of Course :		Timekeeper :
-------------------	--	--------------

Milltek Sport Volkswagen Racing Cup

RACE 5 - ROUND 13 - WEATHER CONDITIONS



Weather / Track : Sunny / Dry

Results can be found at www.tsl-timing.com

Snetterton 300
Circuit Length = 2.9689 miles
Start: 09:49 Flag 10:21 End: 10:23

Printed - 10:27 Sunday, 23 August 2015

Milltek Sport Volkswagen Racing Cup

RACE 10 - ROUND 14 - CLASSIFICATION

POS	NO	NAME	ENTRY	LAPS	TIME	GAP	DIFF	MPH	BEST	ON
1	3	Phil HOUSE	Scirocco	14	30:08.900			82.72	2:07.917	6
2	9	Joe MCMILLAN	Scirocco	14	30:09.804	0.904	0.904	82.67	2:07.890	6
3	12	Michael EPPS	Golf	14	30:17.420	8.520	7.616	82.33	2:08.003	5
4	1	Joe FULBROOK	Golf	14	30:18.338	9.438	0.918	82.29	2:08.205	13
5	33	Lucas ORROCK	Scirocco	14	30:18.544	9.644	0.206	82.28	2:07.858	9
6	8	Aaron MASON	Scirocco	14	30:20.209	11.309	1.665	82.20	2:08.506	10
7	19	Bobby THOMPSON	Golf	14	30:20.776	11.876	0.567	82.18	2:08.209	10
8	6	David SUTTON	Scirocco	14	30:23.853	14.953	3.077	82.04	2:08.855	11
9	99	Jack WALKER-TULLY	Scirocco	14	30:25.578	16.678	1.725	81.96	2:09.127	5
10	98	Robert BARRABLE	Golf	14	30:26.010	17.110	0.432	81.94	2:08.879	8
11	24	Simon RUDD	Golf	14	30:28.889	19.989	2.879	81.81	2:08.987	13
12	22	Howard FULLER	Golf	14	30:31.001	22.101	2.112	81.72	2:08.534	8
13	17	Tim SNAYLAM	Scirocco	14	30:45.809	36.909	14.808	81.06	2:09.544	4
14	40	Simon TOMLINSON	Golf	14	30:54.578	45.678	8.769	80.68	2:09.812	5
15	66	Pete LITTLER	Scirocco	14	30:57.621	48.721	3.043	80.55	2:10.322	7
16	27	Andrew DUNCAN	Scirocco	14	31:00.812	51.912	3.191	80.41	2:10.928	8
17	16	Laura TILLET	Golf	14	31:02.627	53.727	1.815	80.33	2:11.632	3
18	20	Damani MARCANO	Golf	14	31:14.936	1:06.036	12.309	79.80	2:11.683	14
19	2	Graham EWING	Golf	14	31:23.273	1:14.373	8.337	79.45	2:12.114	5
20	7	Paul DEHADRAY	Scirocco	14	31:54.817	1:45.917	31.544	78.14	2:14.339	12
21	51	Simon ANDREWS	Golf	13	31:36.820	1 Lap	1 Lap	73.25	2:12.867	5
NOT CLASSIFIED										
DNF	31	Matthew WILSON	Golf	7	15:51.718	7 Laps	6 Laps	78.61	2:12.006	4
FASTEST LAP										
33	Lucas ORROCK	Scirocco	9	2:07.858	83.59 mph	134.53 kph				

Weather / Track : Sunny / Dry

These results are provisional until the conclusion of any judicial and technical matters.

Snetterton 300

Circuit Length = 2.9689 miles

Start: 14:16 Flag 14:46 End: 14:48

Clerk Of Course :	Timekeeper :
-------------------	--------------

Milltek Sport Volkswagen Racing Cup

RACE 10 - ROUND 14 - SECTOR ANALYSIS

SECTOR 1 = FL to I1, SECTOR 2 = I1 to I2, SECTOR 3 = I2 to FL, DIFF = Difference To Personal Best Lap

P1		3		Phil HOUSE			Scirocco				
IDEAL LAP TIME : 2:07.887		BEST LAP TIME : 2:07.917			DIFFERENCE : 0.030						
LAP	SECTOR 1		SECTOR 2		SECTOR 3		LAP TIME	MPH	DIFF	TIME OF DAY	
1 -		104.5	46.497	114.7	42.624	108.5	2:16.689	78.19	8.772	14:18:39.077	
2 -	40.578	104.6	45.946	115.5	42.381	109.1	2:08.905	82.91	0.988	14:20:47.982	
3 -	40.339	104.6	45.889	115.9	42.278	109.1	2:08.506	83.17	0.589	14:22:56.488	
4 -	40.223	105.0	45.792	115.9	42.415	108.7	2:08.430 (3)	83.22	0.513	14:25:04.918	
5 -	40.390	105.0	45.933	116.3	42.119	109.1	2:08.442	83.21	0.525	14:27:13.360	
6 -	40.166	105.5	45.679	116.9	42.072	108.4	2:07.917 (1)	83.55		14:29:21.277	
7 -	40.136	105.5	45.933	116.3	42.273	108.7	2:08.342 (2)	83.27	0.425	14:31:29.619	
8 -	40.268	105.3	46.070	116.1	42.407	108.7	2:08.745	83.01	0.828	14:33:38.364	
9 -	40.256	105.8	45.749	116.5	43.511	108.0	2:09.516	82.52	1.599	14:35:47.880	
10 -	40.423	105.3	45.953	116.3	42.480	108.5	2:08.856	82.94	0.939	14:37:56.736	
11 -	40.300	105.5	46.109	116.1	42.311	108.2	2:08.720	83.03	0.803	14:40:05.456	
12 -	40.271	105.5	45.944	116.5	42.284	108.0	2:08.499	83.17	0.582	14:42:13.955	
13 -	40.296	105.6	46.081	116.7	42.365	108.5	2:08.742	83.01	0.825	14:44:22.697	
14 -	40.293	105.8	46.030	116.7	42.268	107.5	2:08.591	83.11	0.674	14:46:31.288	

P2		9		Joe MCMILLAN			Scirocco				
IDEAL LAP TIME : 2:07.880		BEST LAP TIME : 2:07.890			DIFFERENCE : 0.010						
LAP	SECTOR 1		SECTOR 2		SECTOR 3		LAP TIME	MPH	DIFF	TIME OF DAY	
1 -		105.6	46.367	117.7	42.656	109.4	2:17.134	77.93	9.244	14:18:39.522	
2 -	40.415	106.0	45.805	118.7	42.698	111.1	2:08.918	82.90	1.028	14:20:48.440	
3 -	40.158	107.3	45.790	119.8	42.672	110.0	2:08.620	83.09	0.730	14:22:57.060	
4 -	40.002	107.3	45.610	119.4	42.681	110.1	2:08.293 (3)	83.30	0.403	14:25:05.353	
5 -	40.301	106.3	45.993	117.9	42.415	110.3	2:08.709	83.04	0.819	14:27:14.062	
6 -	39.928	106.5	45.537	118.9	42.425	109.4	2:07.890 (1)	83.57		14:29:21.952	
7 -	39.939	106.8	45.678	119.4	42.665	110.1	2:08.282 (2)	83.31	0.392	14:31:30.234	
8 -	39.949	107.2	45.824	118.5	42.814	110.9	2:08.587	83.11	0.697	14:33:38.821	
9 -	40.067	107.7	45.722	119.8	43.658	110.0	2:09.447	82.56	1.557	14:35:48.268	
10 -	40.297	107.3	45.966	119.4	43.090	109.8	2:09.353	82.62	1.463	14:37:57.621	
11 -	39.986	106.8	45.976	117.7	42.643	110.3	2:08.605	83.10	0.715	14:40:06.226	
12 -	40.072	107.0	45.772	117.7	42.479	110.5	2:08.323	83.29	0.433	14:42:14.549	
13 -	40.057	107.2	45.949	119.4	42.714	110.3	2:08.720	83.03	0.830	14:44:23.269	
14 -	40.095	107.3	46.285	118.1	42.543	109.2	2:08.923	82.90	1.033	14:46:32.192	

P3		12		Michael EPPS			Golf				
IDEAL LAP TIME : 2:07.405		BEST LAP TIME : 2:08.003			DIFFERENCE : 0.598						
LAP	SECTOR 1		SECTOR 2		SECTOR 3		LAP TIME	MPH	DIFF	TIME OF DAY	
1 -		101.2	47.225	117.1	43.603	109.6	2:20.228	76.21	12.225	14:18:42.616	
2 -	40.837	104.8	46.191	117.9	42.553	109.2	2:09.581	82.48	1.578	14:20:52.197	
3 -	41.521	103.5	45.656	118.1	42.751	110.5	2:09.928	82.26	1.925	14:23:02.125	
4 -	40.832	101.0	48.356	115.3	41.813	110.0	2:11.001	81.58	2.998	14:25:13.126	
5 -	39.959	106.6	45.680	120.4	42.364	110.7	2:08.003 (1)	83.49		14:27:21.129	
6 -	40.862	106.1	46.761	118.5	41.992	110.5	2:09.615	82.46	1.612	14:29:30.744	
7 -	40.793	105.0	45.851	116.7	42.074	109.1	2:08.718	83.03	0.715	14:31:39.462	
8 -	40.032	106.3	45.683	118.1	43.211	108.9	2:08.926	82.90	0.923	14:33:48.388	
9 -	40.236	105.1	45.633	116.1	42.211	110.0	2:08.080 (2)	83.44	0.077	14:35:56.468	
10 -	40.547	104.6	46.053	117.1	42.632	109.4	2:09.232	82.70	1.229	14:38:05.700	
11 -	41.040	104.2	46.039	114.5	42.168	108.9	2:09.247	82.69	1.244	14:40:14.947	
12 -	40.311	104.8	45.914	114.9	42.082	108.7	2:08.307	83.30	0.304	14:42:23.254	
13 -	40.238	105.0	45.955	114.9	42.033	108.7	2:08.226 (3)	83.35	0.223	14:44:31.480	
14 -	40.322	104.5	46.075	114.9	41.931	108.0	2:08.328	83.28	0.325	14:46:39.808	

P4		1		Joe FULBROOK			Golf				
IDEAL LAP TIME : 2:08.116		BEST LAP TIME : 2:08.205			DIFFERENCE : 0.089						
LAP	SECTOR 1		SECTOR 2		SECTOR 3		LAP TIME	MPH	DIFF	TIME OF DAY	
1 -		102.2	47.169	119.4	43.384	109.6	2:19.521	76.60	11.316	14:18:41.909	
2 -	40.655	103.8	46.118	120.6	43.015	110.5	2:09.788	82.35	1.583	14:20:51.697	
3 -	40.542	104.0	46.329	116.5	42.750	108.9	2:09.621	82.45	1.416	14:23:01.318	

Weather / Track : Sunny / Dry

Snetterton 300
Circuit Length = 2.9689 miles
Start: 14:16 Flag 14:46 End: 14:48

Milltek Sport Volkswagen Racing Cup

RACE 10 - ROUND 14 - SECTOR ANALYSIS

SECTOR 1 = FL to I1, SECTOR 2 = I1 to I2, SECTOR 3 = I2 to FL, DIFF = Difference To Personal Best Lap

4 -	40.510	102.9	46.128	116.5	42.489	108.9	2:09.127	82.77	0.922	14:25:10.445
5 -	40.577	103.5	45.763	117.3	42.721	108.4	2:09.061	82.81	0.856	14:27:19.506
6 -	40.425	103.4	45.873	117.1	42.765	107.7	2:09.063	82.81	0.858	14:29:28.569
7 -	40.473	103.5	46.114	117.3	42.586	108.0	2:09.173	82.74	0.968	14:31:37.742
8 -	40.500	103.7	46.130	116.7	42.403	107.7	2:09.033	82.83	0.828	14:33:46.775
9 -	40.278	104.5	45.821	117.5	43.260	107.7	2:09.359	82.62	1.154	14:35:56.134
10 -	40.596	104.6	45.987	117.1	42.967	106.8	2:09.550	82.50	1.345	14:38:05.684
11 -	41.194	105.3	46.117	119.8	42.375	110.0	2:09.686	82.41	1.481	14:40:15.370
12 -	40.318	105.1	45.683	119.6	42.712	109.6	2:08.713 (3)	83.03	0.508	14:42:24.083
13 -	40.273	105.6	45.717	120.0	42.215	109.4	2:08.205 (1)	83.36		14:44:32.288
14 -	40.218	104.6	45.931	119.6	42.289	108.7	2:08.438 (2)	83.21	0.233	14:46:40.726

P5 33		Lucas ORROCK				Scirocco				
IDEAL LAP TIME : 2:07.828		BEST LAP TIME : 2:07.858				DIFFERENCE : 0.030				
LAP	SECTOR 1		SECTOR 2		SECTOR 3		LAP TIME	MPH	DIFF	TIME OF DAY
1 -		105.5	47.317	119.8	43.362	110.5	2:20.947	75.83	13.089	14:18:43.335
2 -	41.004	105.0	46.381	120.4	42.508	111.1	2:09.893	82.28	2.035	14:20:53.228
3 -	40.790	103.7	46.015	119.6	42.465	110.5	2:09.270	82.68	1.412	14:23:02.498
4 -	40.333	105.3	46.107	119.8	42.385	110.1	2:08.825	82.96	0.967	14:25:11.323
5 -	40.362	103.8	46.050	120.0	42.746	110.9	2:09.158	82.75	1.300	14:27:20.481
6 -	40.972	105.0	47.023	118.7	42.126	110.9	2:10.121	82.13	2.263	14:29:30.602
7 -	40.928	103.5	45.963	119.6	42.387	111.1	2:09.278	82.67	1.420	14:31:39.880
8 -	40.198	105.3	45.712	119.8	43.519	109.8	2:09.429	82.57	1.571	14:33:49.309
9 -	40.114	105.8	45.605	119.1	42.139	110.1	2:07.858 (1)	83.59		14:35:57.167
10 -	40.135	105.3	46.018	119.8	42.781	110.0	2:08.934	82.89	1.076	14:38:06.101
11 -	41.176	104.8	46.085	119.6	42.370	110.7	2:09.631	82.45	1.773	14:40:15.732
12 -	40.399	105.1	45.588	119.8	42.687	108.5	2:08.674	83.06	0.816	14:42:24.406
13 -	40.185	106.1	45.731	120.6	42.178	110.5	2:08.094 (2)	83.43	0.236	14:44:32.500
14 -	40.421	105.8	45.701	120.6	42.310	109.6	2:08.432 (3)	83.21	0.574	14:46:40.932

P6 8		Aaron MASON				Scirocco				
IDEAL LAP TIME : 2:07.886		BEST LAP TIME : 2:08.506				DIFFERENCE : 0.620				
LAP	SECTOR 1		SECTOR 2		SECTOR 3		LAP TIME	MPH	DIFF	TIME OF DAY
1 -		105.6	46.868	119.1	43.337	112.0	2:20.365	76.14	11.859	14:18:42.753
2 -	40.996	105.8	46.276	119.4	42.281	110.3	2:09.553	82.49	1.047	14:20:52.306
3 -	40.813	106.5	45.871	119.8	42.921	110.5	2:09.605	82.46	1.099	14:23:01.911
4 -	40.743	106.0	47.077	116.7	41.931	110.0	2:09.751	82.37	1.245	14:25:11.662
5 -	40.465	106.8	46.326	117.3	42.151	109.2	2:08.942	82.89	0.436	14:27:20.604
6 -	41.129	106.0	47.209	120.2	42.419	110.3	2:10.757	81.74	2.251	14:29:31.361
7 -	40.547	105.8	45.962	119.4	42.198	110.3	2:08.707 (3)	83.04	0.201	14:31:40.068
8 -	40.450	106.5	46.288	117.5	42.681	110.5	2:09.419	82.58	0.913	14:33:49.487
9 -	40.481	106.6	45.906	118.5	42.358	111.4	2:08.745	83.01	0.239	14:35:58.232
10 -	40.084	107.2	46.088	117.7	42.334	111.2	2:08.506 (1)	83.17		14:38:06.738
11 -	40.682	105.3	46.436	118.7	42.060	111.1	2:09.178	82.73	0.672	14:40:15.916
12 -	40.449	105.1	46.511	118.9	42.387	112.0	2:09.347	82.63	0.841	14:42:25.263
13 -	40.277	105.6	46.230	117.3	42.224	110.7	2:08.731	83.02	0.225	14:44:33.994
14 -	40.485	106.3	45.975	118.5	42.143	107.3	2:08.603 (2)	83.10	0.097	14:46:42.597

P7 19		Bobby THOMPSON				Golf				
IDEAL LAP TIME : 2:07.958		BEST LAP TIME : 2:08.209				DIFFERENCE : 0.251				
LAP	SECTOR 1		SECTOR 2		SECTOR 3		LAP TIME	MPH	DIFF	TIME OF DAY
1 -		106.1	47.366	118.5	43.259	110.7	2:20.604	76.01	12.395	14:18:42.992
2 -	41.049	106.0	47.204	116.5	42.393	110.9	2:10.646	81.80	2.437	14:20:53.638
3 -	40.442	106.1	46.345	118.3	42.294	112.2	2:09.081	82.80	0.872	14:23:02.719
4 -	40.471	106.1	46.742	116.7	42.046	111.2	2:09.259	82.68	1.050	14:25:11.978
5 -	40.426	105.1	46.228	117.5	42.270	111.4	2:08.924	82.90	0.715	14:27:20.902
6 -	40.967	106.3	47.481	117.9	42.500	110.0	2:10.948	81.62	2.739	14:29:31.850
7 -	40.348	106.1	45.981	118.1	42.493	110.9	2:08.822 (3)	82.96	0.613	14:31:40.672
8 -	40.200	106.5	46.138	116.9	42.702	110.7	2:09.040	82.82	0.831	14:33:49.712
9 -	40.610	106.5	45.844	117.5	42.597	110.5	2:09.051	82.82	0.842	14:35:58.763
10 -	40.068	106.3	45.848	117.1	42.293	111.2	2:08.209 (1)	83.36		14:38:06.972
11 -	40.769	106.0	46.449	115.7	42.486	110.1	2:09.704	82.40	1.495	14:40:16.676

Snetterton 300

Circuit Length = 2.9689 miles

Start: 14:16 Flag 14:46 End: 14:48

Weather / Track : Sunny / Dry

Milltek Sport Volkswagen Racing Cup

RACE 10 - ROUND 14 - SECTOR ANALYSIS

SECTOR 1 = FL to I1, SECTOR 2 = I1 to I2, SECTOR 3 = I2 to FL, DIFF = Difference To Personal Best Lap

12 -	40.241	105.8	46.147	115.5	42.563	110.7	2:08.951	82.88	0.742	14:42:25.627
13 -	40.264	105.8	46.118	117.5	42.330	110.1	2:08.712 (2)	83.03	0.503	14:44:34.339
14 -	40.423	105.6	45.955	117.3	42.447	106.6	2:08.825	82.96	0.616	14:46:43.164

P8		6		David SUTTON			Scirocco				
IDEAL LAP TIME : 2:08.224		BEST LAP TIME : 2:08.855			DIFFERENCE : 0.631						
LAP	SECTOR 1		SECTOR 2		SECTOR 3		LAP TIME	MPH	DIFF	TIME OF DAY	
1 -		101.6	47.095	120.9	43.245	111.8	2:19.938	76.37	11.083	14:18:42.326	
2 -	40.610	106.5	45.909	121.3	43.394	107.8	2:09.913	82.27	1.058	14:20:52.239	
3 -	41.566	103.0	47.190	119.4	42.224	111.8	2:10.980	81.60	2.125	14:23:03.219	
4 -	40.495	104.6	46.567	117.5	42.245	111.1	2:09.307	82.65	0.452	14:25:12.526	
5 -	40.123	106.1	46.782	118.9	42.401	110.9	2:09.306	82.65	0.451	14:27:21.832	
6 -	40.871	106.0	46.796	118.5	42.761	111.2	2:10.428	81.94	1.573	14:29:32.260	
7 -	40.459	105.8	46.085	117.7	42.350	111.1	2:08.894 (2)	82.92	0.039	14:31:41.154	
8 -	40.381	106.1	45.966	119.4	42.676	111.2	2:09.023	82.83	0.168	14:33:50.177	
9 -	40.927	106.1	46.184	118.7	42.544	111.6	2:09.655	82.43	0.800	14:35:59.832	
10 -	40.624	105.6	46.395	118.1	42.758	110.5	2:09.777	82.35	0.922	14:38:09.609	
11 -	40.445	106.1	45.980	119.1	42.430	111.4	2:08.855 (1)	82.94		14:40:18.464	
12 -	40.091	106.5	46.133	118.5	42.737	109.6	2:08.961 (3)	82.87	0.106	14:42:27.425	
13 -	40.374	105.6	46.198	118.9	42.443	110.7	2:09.015	82.84	0.160	14:44:36.440	
14 -	40.562	105.8	46.190	119.1	43.049	108.9	2:09.801	82.34	0.946	14:46:46.241	

P9		99		Jack WALKER-TULLY			Scirocco				
IDEAL LAP TIME : 2:08.595		BEST LAP TIME : 2:09.127			DIFFERENCE : 0.532						
LAP	SECTOR 1		SECTOR 2		SECTOR 3		LAP TIME	MPH	DIFF	TIME OF DAY	
1 -		104.6	46.862	117.1	43.034	108.2	2:18.863	76.96	9.736	14:18:41.251	
2 -	40.816	103.0	46.390	115.3	43.026	109.1	2:10.232	82.06	1.105	14:20:51.483	
3 -	40.964	103.8	46.405	118.7	42.897	110.7	2:10.266	82.04	1.139	14:23:01.749	
4 -	40.710	104.3	46.070	117.7	42.600	110.3	2:09.380	82.60	0.253	14:25:11.129	
5 -	40.267	105.8	46.025	118.3	42.835	109.6	2:09.127 (1)	82.77		14:27:20.256	
6 -	40.553	104.8	46.156	117.5	42.485	108.9	2:09.194	82.72	0.067	14:29:29.450	
7 -	40.563	104.6	46.026	118.1	42.559	108.9	2:09.148 (2)	82.75	0.021	14:31:38.598	
8 -	40.428	104.3	46.119	115.1	44.677	107.2	2:11.224	81.44	2.097	14:33:49.822	
9 -	41.008	105.6	45.843	119.8	42.745	109.2	2:09.596	82.47	0.469	14:35:59.418	
10 -	40.734	103.7	46.762	116.3	43.148	110.7	2:10.644	81.81	1.517	14:38:10.062	
11 -	40.790	104.3	46.408	117.3	42.610	108.5	2:09.808	82.33	0.681	14:40:19.870	
12 -	40.583	104.0	46.178	117.1	42.782	108.2	2:09.543	82.50	0.416	14:42:29.413	
13 -	40.429	104.8	46.105	117.5	42.657	109.2	2:09.191 (3)	82.73	0.064	14:44:38.604	
14 -	40.718	104.2	46.028	117.3	42.616	108.0	2:09.362	82.62	0.235	14:46:47.966	

P10		98		Robert BARRABLE			Golf				
IDEAL LAP TIME : 2:08.563		BEST LAP TIME : 2:08.879			DIFFERENCE : 0.316						
LAP	SECTOR 1		SECTOR 2		SECTOR 3		LAP TIME	MPH	DIFF	TIME OF DAY	
1 -		100.0	47.162	119.1	43.295	110.1	2:19.648	76.53	10.769	14:18:42.036	
2 -	41.263	105.5	47.228	118.9	42.369	111.1	2:10.860	81.67	1.981	14:20:52.896	
3 -	41.536	105.1	46.988	119.4	42.654	110.0	2:11.178	81.47	2.299	14:23:04.074	
4 -	40.383	105.8	46.885	115.5	42.749	109.8	2:10.017	82.20	1.138	14:25:14.091	
5 -	40.603	105.5	46.191	117.5	43.019	109.1	2:09.813	82.33	0.934	14:27:23.904	
6 -	40.552	105.0	47.005	117.7	42.130	109.2	2:09.687	82.41	0.808	14:29:33.591	
7 -	40.602	105.6	46.183	115.9	42.120	109.2	2:08.905 (2)	82.91	0.026	14:31:42.496	
8 -	40.454	105.5	46.092	116.9	42.333	110.0	2:08.879 (1)	82.93		14:33:51.375	
9 -	41.087	105.1	46.158	116.3	42.382	109.2	2:09.627	82.45	0.748	14:36:01.002	
10 -	40.571	106.3	46.076	117.5	42.558	109.8	2:09.205	82.72	0.326	14:38:10.207	
11 -	41.282	106.3	46.598	117.7	42.465	109.8	2:10.345	81.99	1.466	14:40:20.552	
12 -	40.474	106.1	46.060	119.4	42.573	110.3	2:09.107	82.78	0.228	14:42:29.659	
13 -	40.454	107.0	46.110	119.8	42.541	108.7	2:09.105 (3)	82.78	0.226	14:44:38.764	
14 -	40.871	106.6	46.135	118.9	42.628	109.1	2:09.634	82.44	0.755	14:46:48.398	

Weather / Track : Sunny / Dry

Snetterton 300

Circuit Length = 2.9689 miles

Start: 14:16 Flag 14:46 End: 14:48

Milltek Sport Volkswagen Racing Cup

RACE 10 - ROUND 14 - SECTOR ANALYSIS

SECTOR 1 = FL to I1, SECTOR 2 = I1 to I2, SECTOR 3 = I2 to FL, DIFF = Difference To Personal Best Lap

P11 24		Simon RUDD					Golf			
IDEAL LAP TIME : 2:08.771		BEST LAP TIME : 2:08.987					DIFFERENCE : 0.216			
LAP	SECTOR 1	SECTOR 2		SECTOR 3		LAP TIME	MPH	DIFF	TIME OF DAY	
1 -		107.0	48.098	118.9	43.007	110.5	2:21.977	75.28	12.990	14:18:44.365
2 -	41.125	106.1	46.920	119.4	42.854	110.5	2:10.899	81.65	1.912	14:20:55.264
3 -	40.767	107.0	46.747	119.8	42.637	110.0	2:10.151	82.12	1.164	14:23:05.415
4 -	40.875	106.6	46.694	118.5	42.574	109.8	2:10.143	82.12	1.156	14:25:15.558
5 -	40.536	107.5	46.354	119.6	42.357	110.7	2:09.247	82.69	0.260	14:27:24.805
6 -	40.820	106.1	46.434	121.5	42.507	110.3	2:09.761	82.36	0.774	14:29:34.566
7 -	40.784	106.1	46.838	119.6	42.237	109.6	2:09.859	82.30	0.872	14:31:44.425
8 -	40.686	107.3	46.049	119.4	42.322	110.5	2:09.057 (3)	82.81	0.070	14:33:53.482
9 -	40.894	106.3	46.557	119.1	43.203	109.6	2:10.654	81.80	1.667	14:36:04.136
10 -	40.514	107.3	46.222	118.7	43.952	108.5	2:10.688	81.78	1.701	14:38:14.824
11 -	40.666	106.5	46.348	117.9	42.330	110.0	2:09.344	82.63	0.357	14:40:24.168
12 -	40.510	107.0	46.256	118.5	42.249	109.8	2:09.015 (2)	82.84	0.028	14:42:33.183
13 -	40.546	107.2	46.151	118.1	42.290	109.4	2:08.987 (1)	82.86		14:44:42.170
14 -	40.485	107.2	46.193	118.7	42.429	109.6	2:09.107	82.78	0.120	14:46:51.277

P12 22		Howard FULLER					Golf			
IDEAL LAP TIME : 2:08.417		BEST LAP TIME : 2:08.534					DIFFERENCE : 0.117			
LAP	SECTOR 1	SECTOR 2		SECTOR 3		LAP TIME	MPH	DIFF	TIME OF DAY	
1 -		104.2	47.172	118.7	43.479	108.4	2:21.459	75.55	12.925	14:18:43.847
2 -	41.092	105.5	46.584	118.1	42.937	108.4	2:10.613	81.83	2.079	14:20:54.460
3 -	41.063	105.0	46.390	117.7	42.615	109.1	2:10.068	82.17	1.534	14:23:04.528
4 -	41.023	105.0	45.928	113.3	42.839	110.7	2:09.790	82.34	1.256	14:25:14.318
5 -	40.897	105.3	45.926	118.3	43.020	109.8	2:09.843	82.31	1.309	14:27:24.161
6 -	40.490	105.1	46.989	118.9	42.259	110.0	2:09.738	82.38	1.204	14:29:33.899
7 -	40.634	105.3	46.389	117.3	42.288	109.4	2:09.311	82.65	0.777	14:31:43.210
8 -	40.585	104.8	45.948	117.5	42.001	110.0	2:08.534 (1)	83.15		14:33:51.744
9 -	41.165	105.6	46.101	118.7	46.413	107.7	2:13.679	79.95	5.145	14:36:05.423
10 -	40.980	103.4	46.938	113.7	42.592	108.5	2:10.510	81.89	1.976	14:38:15.933
11 -	40.754	105.1	46.530	115.3	42.461	109.1	2:09.745	82.37	1.211	14:40:25.678
12 -	40.836	104.6	46.032	115.9	42.345	109.1	2:09.213 (3)	82.71	0.679	14:42:34.891
13 -	40.672	105.1	46.232	115.3	42.177	108.7	2:09.081 (2)	82.80	0.547	14:44:43.972
14 -	40.768	105.1	46.224	115.7	42.425	107.8	2:09.417	82.58	0.883	14:46:53.389

P13 17		Tim SNAYLAM					Scirocco			
IDEAL LAP TIME : 2:09.506		BEST LAP TIME : 2:09.544					DIFFERENCE : 0.038			
LAP	SECTOR 1	SECTOR 2		SECTOR 3		LAP TIME	MPH	DIFF	TIME OF DAY	
1 -		105.3	47.790	119.8	43.125	112.5	2:22.935	74.77	13.391	14:18:45.323
2 -	41.279	105.6	46.574	119.4	43.018	109.4	2:10.871	81.66	1.327	14:20:56.194
3 -	40.835	105.3	46.837	120.6	43.005	111.1	2:10.677	81.79	1.133	14:23:06.871
4 -	40.600	105.8	46.473	119.4	42.471	110.1	2:09.544 (1)	82.50		14:25:16.415
5 -	40.846	106.0	46.590	119.8	42.433	110.7	2:09.869 (2)	82.29	0.325	14:27:26.284
6 -	40.691	104.2	46.903	117.9	42.970	109.2	2:10.564 (3)	81.86	1.020	14:29:36.848
7 -	41.003	103.8	46.880	116.7	42.972	109.2	2:10.855	81.67	1.311	14:31:47.703
8 -	40.746	105.0	46.947	117.3	43.074	108.9	2:10.767	81.73	1.223	14:33:58.470
9 -	41.015	104.8	46.817	117.7	43.990	110.3	2:11.822	81.07	2.278	14:36:10.292
10 -	41.182	103.2	46.841	115.3	43.651	110.0	2:11.674	81.17	2.130	14:38:21.966
11 -	40.994	104.0	47.128	117.3	43.166	109.6	2:11.288	81.40	1.744	14:40:33.254
12 -	40.942	105.1	46.825	117.3	42.936	109.4	2:10.703	81.77	1.159	14:42:43.957
13 -	41.210	103.0	46.890	117.5	43.137	109.1	2:11.237	81.44	1.693	14:44:55.194
14 -	41.416	102.2	46.960	117.7	44.627	108.5	2:13.003	80.35	3.459	14:47:08.197

P14 40		Simon TOMLINSON					Golf			
IDEAL LAP TIME : 2:09.551		BEST LAP TIME : 2:09.812					DIFFERENCE : 0.261			
LAP	SECTOR 1	SECTOR 2		SECTOR 3		LAP TIME	MPH	DIFF	TIME OF DAY	
1 -		102.4	47.567	117.7	43.571	110.3	2:25.138	73.64	15.326	14:18:47.526
2 -	41.968	105.1	46.790	117.1	44.220	110.7	2:12.978	80.37	3.166	14:21:00.504
3 -	41.801	106.5	46.710	115.5	43.636	109.2	2:12.147	80.88	2.335	14:23:12.651

Weather / Track : Sunny / Dry

Snetterton 300
Circuit Length = 2.9689 miles
Start: 14:16 Flag 14:46 End: 14:48

Milltek Sport Volkswagen Racing Cup

RACE 10 - ROUND 14 - SECTOR ANALYSIS

SECTOR 1 = FL to I1, SECTOR 2 = I1 to I2, SECTOR 3 = I2 to FL, DIFF = Difference To Personal Best Lap

4 -	41.144	104.3	46.492	114.1	42.724	108.5	2:10.360 (2)	81.98	0.548	14:25:23.011
5 -	40.543	105.3	46.284	117.1	42.985	110.3	2:09.812 (1)	82.33		14:27:32.823
6 -	40.902	104.6	46.414	114.3	43.616	107.5	2:10.932	81.63	1.120	14:29:43.755
7 -	41.115	104.8	46.500	114.3	43.338	108.2	2:10.953	81.61	1.141	14:31:54.708
8 -	40.954	104.8	46.554	113.7	43.322	108.2	2:10.830 (3)	81.69	1.018	14:34:05.538
9 -	40.785	105.3	46.398	114.3	44.838	107.7	2:12.021	80.95	2.209	14:36:17.559
10 -	40.583	105.5	46.775	113.5	44.098	107.8	2:11.456	81.30	1.644	14:38:29.015
11 -	40.976	104.6	46.604	114.3	43.954	108.2	2:11.534	81.25	1.722	14:40:40.549
12 -	41.013	105.1	46.710	114.3	43.943	108.2	2:11.666	81.17	1.854	14:42:52.215
13 -	40.911	105.5	46.668	113.9	44.258	107.8	2:11.837	81.07	2.025	14:45:04.052
14 -	41.131	105.3	47.013	114.3	44.770	107.5	2:12.914	80.41	3.102	14:47:16.966

P15	66	Pete LITTLER				Scirocco					
IDEAL LAP TIME : 2:09.716		BEST LAP TIME : 2:10.322				DIFFERENCE : 0.606					

LAP	SECTOR 1		SECTOR 2		SECTOR 3		LAP TIME	MPH	DIFF	TIME OF DAY
1 -		104.3	47.737	118.5	44.487	107.3	2:27.063	72.67	16.741	14:18:49.451
2 -	41.612	104.3	46.896	117.5	44.212	108.0	2:12.720	80.53	2.398	14:21:02.171
3 -	41.376	105.6	47.054	118.5	43.473	108.7	2:11.903	81.02	1.581	14:23:14.074
4 -	41.411	106.5	46.813	117.9	44.027	107.5	2:12.251	80.81	1.929	14:25:26.325
5 -	40.843	106.3	46.850	117.5	43.770	108.0	2:11.463	81.30	1.141	14:27:37.788
6 -	41.210	105.3	46.284	117.1	43.426	107.3	2:10.920 (2)	81.63	0.598	14:29:48.708
7 -	41.006	105.1	46.183	117.9	43.133	107.5	2:10.322 (1)	82.01		14:31:59.030
8 -	40.400	106.0	47.509	115.5	43.221	107.3	2:11.130	81.50	0.808	14:34:10.160
9 -	40.807	105.6	46.306	116.5	44.485	106.3	2:11.598	81.21	1.276	14:36:21.758
10 -	41.078	105.6	47.137	115.3	44.328	106.3	2:12.543	80.63	2.221	14:38:34.301
11 -	41.207	105.6	46.710	116.1	43.698	107.0	2:11.615	81.20	1.293	14:40:45.916
12 -	41.011	106.0	46.841	116.9	43.710	106.5	2:11.562	81.23	1.240	14:42:57.478
13 -	40.785	105.8	46.536	116.3	43.747	106.5	2:11.068 (3)	81.54	0.746	14:45:08.546
14 -	40.959	105.6	47.026	115.7	43.478	105.6	2:11.463	81.30	1.141	14:47:20.009

P16	27	Andrew DUNCAN				Scirocco					
IDEAL LAP TIME : 2:10.446		BEST LAP TIME : 2:10.928				DIFFERENCE : 0.482					

LAP	SECTOR 1		SECTOR 2		SECTOR 3		LAP TIME	MPH	DIFF	TIME OF DAY
1 -		96.0	48.140	117.9	43.865	109.1	2:24.550	73.94	13.622	14:18:46.938
2 -	41.375	101.8	47.626	117.9	43.917	110.1	2:12.918	80.41	1.990	14:20:59.856
3 -	40.706	106.5	47.780	114.1	44.084	102.1	2:12.570	80.62	1.642	14:23:12.426
4 -	42.075	104.8	47.355	114.7	43.655	108.5	2:13.085	80.31	2.157	14:25:25.511
5 -	41.265	106.0	47.575	112.4	43.941	109.4	2:12.781	80.49	1.853	14:27:38.292
6 -	41.114	102.1	46.746	116.1	43.616	108.9	2:11.476 (3)	81.29	0.548	14:29:49.768
7 -	40.859	104.3	47.663	114.1	43.752	108.2	2:12.274	80.80	1.346	14:32:02.042
8 -	40.988	105.8	46.560	116.7	43.380	108.5	2:10.928 (1)	81.63		14:34:12.970
9 -	40.934	106.0	46.717	110.9	43.908	108.7	2:11.559	81.24	0.631	14:36:24.529
10 -	40.939	104.3	47.957	109.6	43.484	108.9	2:12.380	80.73	1.452	14:38:36.909
11 -	40.841	106.6	46.973	117.5	43.318	108.2	2:11.132 (2)	81.50	0.204	14:40:48.041
12 -	40.804	105.0	47.181	117.3	43.526	108.9	2:11.511	81.27	0.583	14:42:59.552
13 -	41.121	106.3	46.964	116.5	43.632	109.4	2:11.717	81.14	0.789	14:45:11.269
14 -	40.915	106.5	46.422	114.9	44.594	104.6	2:11.931	81.01	1.003	14:47:23.200

P17	16	Laura TILLETT				Golf					
IDEAL LAP TIME : 2:11.129		BEST LAP TIME : 2:11.632				DIFFERENCE : 0.503					

LAP	SECTOR 1		SECTOR 2		SECTOR 3		LAP TIME	MPH	DIFF	TIME OF DAY
1 -		103.8	47.474	118.9	43.430	108.9	2:22.763	74.86	11.131	14:18:45.151
2 -	41.948	103.7	47.221	115.5	43.163	108.2	2:12.332	80.76	0.700	14:20:57.483
3 -	41.555	102.4	47.017	113.7	43.060	107.8	2:11.632 (1)	81.19		14:23:09.115
4 -	41.136	102.4	47.289	112.7	43.373	106.6	2:11.798	81.09	0.166	14:25:20.913
5 -	41.330	102.2	47.105	112.9	43.322	107.3	2:11.757 (3)	81.11	0.125	14:27:32.670
6 -	42.074	102.7	47.373	113.5	43.278	107.3	2:12.725	80.52	1.093	14:29:45.395
7 -	41.439	102.7	47.294	112.5	42.999	106.8	2:11.732 (2)	81.13	0.100	14:31:57.127
8 -	42.165	103.0	48.295	112.5	43.257	107.7	2:13.717	79.93	2.085	14:34:10.844
9 -	41.218	102.1	47.932	111.4	43.774	107.0	2:12.924	80.40	1.292	14:36:23.768
10 -	41.252	102.1	47.802	111.6	43.466	107.3	2:12.520	80.65	0.888	14:38:36.288
11 -	41.255	103.2	48.120	114.7	43.253	107.5	2:12.628	80.58	0.996	14:40:48.916

Snetterton 300

Circuit Length = 2.9689 miles

Start: 14:16 Flag 14:46 End: 14:48

Weather / Track : Sunny / Dry

Milltek Sport Volkswagen Racing Cup

RACE 10 - ROUND 14 - SECTOR ANALYSIS

SECTOR 1 = FL to I1, SECTOR 2 = I1 to I2, SECTOR 3 = I2 to FL, DIFF = Difference To Personal Best Lap

12 -	41.211	103.2	47.560	111.8	43.095	107.2	2:11.866	81.05	0.234	14:43:00.782
13 -	41.662	103.2	47.157	113.5	43.284	107.2	2:12.103	80.90	0.471	14:45:12.885
14 -	41.564	102.4	46.994	113.7	43.572	106.8	2:12.130	80.89	0.498	14:47:25.015

P18 20		Damani MARCANO					Golf				
IDEAL LAP TIME : 2:11.258		BEST LAP TIME : 2:11.683					DIFFERENCE : 0.425				
LAP	SECTOR 1		SECTOR 2		SECTOR 3		LAP TIME	MPH	DIFF	TIME OF DAY	
1 -		103.8	48.417	117.1	44.589	107.3	2:28.460	71.99	16.777	14:18:50.848	
2 -	42.612	103.4	47.426	114.7	43.954	107.7	2:13.992	79.76	2.309	14:21:04.840	
3 -	41.879	103.2	47.308	115.9	43.820	107.7	2:13.007	80.35	1.324	14:23:17.847	
4 -	41.759	103.4	47.222	114.5	43.676	109.6	2:12.657	80.56	0.974	14:25:30.504	
5 -	41.442	104.2	47.564	116.5	43.851	107.2	2:12.857	80.44	1.174	14:27:43.361	
6 -	41.633	104.2	47.092	114.3	43.695	108.0	2:12.420	80.71	0.737	14:29:55.781	
7 -	41.603	103.7	47.044	115.1	43.993	108.0	2:12.640	80.57	0.957	14:32:08.421	
8 -	41.468	104.0	46.941	116.3	43.778	106.8	2:12.187 (3)	80.85	0.504	14:34:20.608	
9 -	41.214	104.5	46.960	115.5	43.860	108.9	2:12.034 (2)	80.94	0.351	14:36:32.642	
10 -	41.272	105.1	47.041	117.1	44.747	106.1	2:13.060	80.32	1.377	14:38:45.702	
11 -	41.765	104.2	47.306	115.1	44.410	107.0	2:13.481	80.07	1.798	14:40:59.183	
12 -	41.678	99.1	47.927	112.0	43.558	108.4	2:13.163	80.26	1.480	14:43:12.346	
13 -	41.655	104.8	47.402	116.9	44.238	108.0	2:13.295	80.18	1.612	14:45:25.641	
14 -	41.639	104.6	46.718	114.7	43.326	108.0	2:11.683 (1)	81.16		14:47:37.324	

P19 2		Graham EWING					Golf				
IDEAL LAP TIME : 2:11.929		BEST LAP TIME : 2:12.114					DIFFERENCE : 0.185				
LAP	SECTOR 1		SECTOR 2		SECTOR 3		LAP TIME	MPH	DIFF	TIME OF DAY	
1 -		102.7	47.813	117.3	43.975	109.2	2:24.970	73.72	12.856	14:18:47.358	
2 -	41.816	103.2	47.121	112.5	44.016	109.1	2:12.953	80.38	0.839	14:21:00.311	
3 -	41.613	102.9	47.376	114.5	43.709	108.4	2:12.698 (3)	80.54	0.584	14:23:13.009	
4 -	42.095	103.4	47.433	112.4	44.259	107.2	2:13.787	79.88	1.673	14:25:26.796	
5 -	41.191	103.0	47.306	113.1	43.617	107.7	2:12.114 (1)	80.90		14:27:38.910	
6 -	41.977	103.4	48.169	113.5	44.005	106.3	2:14.151	79.67	2.037	14:29:53.061	
7 -	41.403	102.4	47.486	113.7	43.776	107.3	2:12.665 (2)	80.56	0.551	14:32:05.726	
8 -	41.613	102.2	47.541	113.1	43.635	106.8	2:12.789	80.48	0.675	14:34:18.515	
9 -	41.274	103.2	47.767	112.7	44.373	106.3	2:13.414	80.11	1.300	14:36:31.929	
10 -	41.367	103.7	47.508	113.3	44.779	106.1	2:13.654	79.96	1.540	14:38:45.583	
11 -	41.651	103.0	47.485	112.0	44.310	108.0	2:13.446	80.09	1.332	14:40:59.029	
12 -	41.651	103.2	47.779	113.5	43.675	107.0	2:13.105	80.29	0.991	14:43:12.134	
13 -	41.682	103.0	47.537	112.7	48.702	103.8	2:17.921	77.49	5.807	14:45:30.055	
14 -	42.453	92.4	49.043	112.2	44.110	106.8	2:15.606	78.81	3.492	14:47:45.661	

P20 7		Paul DEHADRAY					Scirocco				
IDEAL LAP TIME : 2:13.451		BEST LAP TIME : 2:14.339					DIFFERENCE : 0.888				
LAP	SECTOR 1		SECTOR 2		SECTOR 3		LAP TIME	MPH	DIFF	TIME OF DAY	
1 -		101.8	48.957	115.1	45.510	105.8	2:29.842	71.32	15.503	14:18:52.230	
2 -	42.137	104.8	48.082	114.9	45.650	107.0	2:15.869	78.66	1.530	14:21:08.099	
3 -	42.841	104.2	47.475	115.1	45.647	107.5	2:15.963	78.61	1.624	14:23:24.062	
4 -	42.238	103.0	47.835	112.5	45.856	106.6	2:15.929	78.62	1.590	14:25:39.991	
5 -	43.326	103.2	47.816	113.1	46.357	105.8	2:17.499	77.73	3.160	14:27:57.490	
6 -	42.906	103.5	47.748	113.3	46.104	106.1	2:16.758	78.15	2.419	14:30:14.248	
7 -	42.706	103.4	47.609	113.3	45.329	107.2	2:15.644	78.79	1.305	14:32:29.892	
8 -	42.492	103.7	47.966	112.9	45.933	107.0	2:16.391	78.36	2.052	14:34:46.283	
9 -	42.352	104.3	47.901	113.7	45.943	106.8	2:16.196	78.47	1.857	14:37:02.479	
10 -	42.496	103.4	47.220	113.3	44.849	106.5	2:14.565 (3)	79.42	0.226	14:39:17.044	
11 -	42.115	104.3	47.655	113.1	44.676	107.0	2:14.446 (2)	79.49	0.107	14:41:31.490	
12 -	41.962	104.6	48.007	111.2	44.370	107.5	2:14.339 (1)	79.56		14:43:45.829	
13 -	41.861	105.5	47.865	112.2	46.131	107.0	2:15.857	78.67	1.518	14:46:01.686	
14 -	42.716	104.6	47.584	113.1	45.219	107.0	2:15.519	78.86	1.180	14:48:17.205	

Weather / Track : Sunny / Dry

Snetterton 300
Circuit Length = 2.9689 miles
Start: 14:16 Flag 14:46 End: 14:48

Milltek Sport Volkswagen Racing Cup

RACE 10 - ROUND 14 - SECTOR ANALYSIS

SECTOR 1 = FL to I1, SECTOR 2 = I1 to I2, SECTOR 3 = I2 to FL, DIFF = Difference To Personal Best Lap

P21 51		Simon ANDREWS					Golf				
IDEAL LAP TIME : 2:12.200		BEST LAP TIME : 2:12.867					DIFFERENCE : 0.667				
LAP	SECTOR 1		SECTOR 2		SECTOR 3		LAP TIME	MPH	DIFF	TIME OF DAY	
1 -		99.5	48.762	118.9	44.674	110.0	2:27.936	72.24	15.069	14:18:50.324	
2 -	43.482	97.8	47.610	116.5	45.555	106.8	2:16.647	78.21	3.780	14:21:06.971	
3 -	41.923	103.2	46.850	117.7	44.268	110.9	2:13.041 (3)	80.33	0.174	14:23:20.012	
4 -	41.530	102.1	46.820	118.3	44.665	109.4	2:13.015 (2)	80.35	0.148	14:25:33.027	
5 -	41.294	104.0	47.172	118.9	44.401	110.1	2:12.867 (1)	80.44		14:27:45.894	
6 -	42.589	102.1	47.424	115.3	44.923	109.2	2:14.936	79.20	2.069	14:30:00.830	
7 -	44.913	103.7	46.638	117.1	44.480	110.5	2:16.031	78.57	3.164	14:32:16.861	
8 -	42.889	94.5	46.898	117.3	45.712	98.6	2:15.499	78.87	2.632	14:34:32.360	
9 -	42.228	103.8	47.076	115.9	45.235	109.6	2:14.539	79.44	1.672	14:36:46.899	
10 -	43.383	96.0	47.477	115.7	48.289	100.1	2:19.149	76.81	6.282	14:39:06.048	
11 -	44.451	104.3	48.193	117.3	IN PIT		4:20.023 P	41.10	2:07.156	14:43:26.071	
12 -	OUTLAP	102.6	48.986	97.3	44.802	109.6	2:19.236	76.76	6.369	14:45:45.307	
13 -	42.611	101.2	46.922	115.1	44.368	108.5	2:13.901	79.82	1.034	14:47:59.208	

P22 31		Matthew WILSON					Golf				
IDEAL LAP TIME : 2:11.386		BEST LAP TIME : 2:12.006					DIFFERENCE : 0.620				
LAP	SECTOR 1		SECTOR 2		SECTOR 3		LAP TIME	MPH	DIFF	TIME OF DAY	
1 -		100.3	49.325	109.4	44.525	102.4	2:30.300	71.11	18.294	14:18:52.688	
2 -	42.221	100.0	48.492	110.0	45.192	106.1	2:15.905	78.64	3.899	14:21:08.593	
3 -	41.562	102.6	47.287	109.8	44.029	102.9	2:12.878	80.43	0.872	14:23:21.471	
4 -	41.182	103.0	47.083	109.4	43.741	106.5	2:12.006 (1)	80.96		14:25:33.477	
5 -	41.270	104.6	47.687	111.6	43.784	105.0	2:12.741 (3)	80.51	0.735	14:27:46.218	
6 -	41.402	102.1	49.129	110.9	44.632	103.5	2:15.163	79.07	3.157	14:30:01.381	
7 -	41.946	103.4	47.529	107.0	43.250	102.6	2:12.725 (2)	80.52	0.719	14:32:14.106	

Milltek Sport Volkswagen Racing Cup

RACE 10 - ROUND 14 - LAP CHART

LAP 1 @ 14:18:39.077			LAP 2 @ 14:20:47.982			LAP 3 @ 14:22:56.488			LAP 4 @ 14:25:04.918			LAP 5 @ 14:27:13.360		
NO	BEHIND	LAP TIME	NO	BEHIND	LAP TIME	NO	BEHIND	LAP TIME	NO	BEHIND	LAP TIME	NO	BEHIND	LAP TIME
3		2:16.689	3		2:08.905	3		2:08.506	3		2:08.430	3		2:08.442
9	0.445	2:17.134	9	0.458	2:08.918	9	0.572	2:08.620	9	0.435	2:08.293	9	0.702	2:08.709
99	2.174	2:18.863	99	3.501	2:10.232	1	4.830	2:09.621	1	5.527	2:09.127	1	6.146	2:09.061
1	2.832	2:19.521	1	3.715	2:09.788	99	5.261	2:10.266	99	6.211	2:09.380	99	6.896	2:09.127
98	2.959	2:19.648	12	4.215	2:09.581	8	5.423	2:09.605	33	6.405	2:08.825	33	7.121	2:09.158
6	3.249	2:19.938	6	4.257	2:09.913	12	5.637	2:09.928	8	6.744	2:09.751	8	7.244	2:08.942
12	3.539	2:20.228	8	4.324	2:09.553	33	6.010	2:09.270	19	7.060	2:09.259	19	7.542	2:08.924
8	3.676	2:20.365	98	4.914	2:10.860	19	6.231	2:09.081	6	7.608	2:09.307	12	7.769	2:08.003
19	3.915	2:20.604	33	5.246	2:09.893	6	6.731	2:10.980	12	8.208	2:11.001	6	8.472	2:09.306
33	4.258	2:20.947	19	5.656	2:10.646	98	7.586	2:11.178	98	9.173	2:10.017	98	10.544	2:09.813
22	4.770	2:21.459	22	6.478	2:10.613	22	8.040	2:10.068	22	9.400	2:09.790	22	10.801	2:09.843
24	5.288	2:21.977	24	7.282	2:10.899	24	8.927	2:10.151	24	10.640	2:10.143	24	11.445	2:09.247
16	6.074	2:22.763	17	8.212	2:10.871	17	10.383	2:10.677	17	11.497	2:09.544	17	12.924	2:09.869
17	6.246	2:22.935	16	9.501	2:12.332	16	12.627	2:11.632	16	15.995	2:11.798	16	19.310	2:11.757
27	7.861	2:24.550	27	11.874	2:12.918	27	15.938	2:12.570	40	18.093	2:10.360	40	19.463	2:09.812
2	8.281	2:24.970	2	12.329	2:12.953	40	16.163	2:12.147	27	20.593	2:13.085	66	24.428	2:11.463
40	8.449	2:25.138	40	12.522	2:12.978	2	16.521	2:12.698	66	21.407	2:12.251	27	24.932	2:12.781
66	10.374	2:27.063	66	14.189	2:12.720	66	17.586	2:11.903	2	21.878	2:13.787	2	25.550	2:12.114
51	11.247	2:27.936	20	16.858	2:13.992	20	21.359	2:13.007	20	25.586	2:12.657	20	30.001	2:12.857
20	11.771	2:28.460	51	18.989	2:16.647	51	23.524	2:13.041	51	28.109	2:13.015	51	32.534	2:12.867
7	13.153	2:29.842	7	20.117	2:15.869	31	24.983	2:12.878	31	28.559	2:12.006	31	32.858	2:12.741
31	13.611	2:30.300	31	20.611	2:15.905	7	27.574	2:15.963	7	35.073	2:15.929	7	44.130	2:17.499

Weather / Track : Sunny / Dry

Snetterton 300

Circuit Length = 2.9689 miles

Start: 14:16 Flag 14:46 End: 14:48

Milltek Sport Volkswagen Racing Cup

RACE 10 - ROUND 14 - LAP CHART

LAP 6 @ 14:29:21.277			LAP 7 @ 14:31:29.619			LAP 8 @ 14:33:38.364			LAP 9 @ 14:35:47.880			LAP 10 @ 14:37:56.736		
NO	BEHIND	LAP TIME	NO	BEHIND	LAP TIME	NO	BEHIND	LAP TIME	NO	BEHIND	LAP TIME	NO	BEHIND	LAP TIME
3		2:07.917	3		2:08.342	3		2:08.745	3		2:09.516	3		2:08.856
9	0.675	2:07.890	9	0.615	2:08.282	9	0.457	2:08.587	9	0.388	2:09.447	9	0.885	2:09.353
1	7.292	2:09.063	1	8.123	2:09.173	1	8.411	2:09.033	1	8.254	2:09.359	1	8.948	2:09.550
99	8.173	2:09.194	99	8.979	2:09.148	12	10.024	2:08.926	12	8.588	2:08.080	12	8.964	2:09.232
33	9.325	2:10.121	12	9.843	2:08.718	33	10.945	2:09.429	33	9.287	2:07.858	33	9.365	2:08.934
12	9.467	2:09.615	33	10.261	2:09.278	8	11.123	2:09.419	8	10.352	2:08.745	8	10.002	2:08.506
8	10.084	2:10.757	8	10.449	2:08.707	19	11.348	2:09.040	19	10.883	2:09.051	19	10.236	2:08.209
19	10.573	2:10.948	19	11.053	2:08.822	99	11.458	2:11.224	99	11.538	2:09.596	6	12.873	2:09.777
6	10.983	2:10.428	6	11.535	2:08.894	6	11.813	2:09.023	6	11.952	2:09.655	99	13.326	2:10.644
98	12.314	2:09.687	98	12.877	2:08.905	98	13.011	2:08.879	98	13.122	2:09.627	98	13.471	2:09.205
22	12.622	2:09.738	22	13.591	2:09.311	22	13.380	2:08.534	24	16.256	2:10.654	24	18.088	2:10.688
24	13.289	2:09.761	24	14.806	2:09.859	24	15.118	2:09.057	22	17.543	2:13.679	22	19.197	2:10.510
17	15.571	2:10.564	17	18.084	2:10.855	17	20.106	2:10.767	17	22.412	2:11.822	17	25.230	2:11.674
40	22.478	2:10.932	40	25.089	2:10.953	40	27.174	2:10.830	40	29.679	2:12.021	40	32.279	2:11.456
16	24.118	2:12.725	16	27.508	2:11.732	66	31.796	2:11.130	66	33.878	2:11.598	66	37.565	2:12.543
66	27.431	2:10.920	66	29.411	2:10.322	16	32.480	2:13.717	16	35.888	2:12.924	16	39.552	2:12.520
27	28.491	2:11.476	27	32.423	2:12.274	27	34.606	2:10.928	27	36.649	2:11.559	27	40.173	2:12.380
2	31.784	2:14.151	2	36.107	2:12.665	2	40.151	2:12.789	2	44.049	2:13.414	2	48.847	2:13.654
20	34.504	2:12.420	20	38.802	2:12.640	20	42.244	2:12.187	20	44.762	2:12.034	20	48.966	2:13.060
51	39.553	2:14.936	31	44.487	2:12.725	51	53.996	2:15.499	51	59.019	2:14.539	51	1:09.312	2:19.149
31	40.104	2:15.163	51	47.242	2:16.031	7	1:07.919	2:16.391	7	1:14.599	2:16.196	7	1:20.308	2:14.565
7	52.971	2:16.758	7	1:00.273	2:15.644									

Weather / Track : Sunny / Dry

Results can be found at www.tsl-timing.com

Page 2 of 3

Snetterton 300

Circuit Length = 2.9689 miles

Start: 14:16 Flag 14:46 End: 14:48

Printed - 14:49 Sunday, 23 August 2015

Milltek Sport Volkswagen Racing Cup

RACE 10 - ROUND 14 - LAP CHART

LAP 11 @ 14:40:05.456			LAP 12 @ 14:42:13.955			LAP 13 @ 14:44:22.697			LAP 14 @ 14:46:31.288		
NO	BEHIND	LAP TIME	NO	BEHIND	LAP TIME	NO	BEHIND	LAP TIME	NO	BEHIND	LAP TIME
3		2:08.720	3		2:08.499	3		2:08.742	3		2:08.591
9	0.770	2:08.605	9	0.594	2:08.323	9	0.572	2:08.720	9	0.904	2:08.923
12	9.491	2:09.247	12	9.299	2:08.307	12	8.783	2:08.226	12	8.520	2:08.328
1	9.914	2:09.686	1	10.128	2:08.713	1	9.591	2:08.205	1	9.438	2:08.438
33	10.276	2:09.631	33	10.451	2:08.674	33	9.803	2:08.094	33	9.644	2:08.432
8	10.460	2:09.178	8	11.308	2:09.347	8	11.297	2:08.731	8	11.309	2:08.603
19	11.220	2:09.704	19	11.672	2:08.951	19	11.642	2:08.712	19	11.876	2:08.825
6	13.008	2:08.855	6	13.470	2:08.961	6	13.743	2:09.015	6	14.953	2:09.801
99	14.414	2:09.808	99	15.458	2:09.543	99	15.907	2:09.191	99	16.678	2:09.362
98	15.096	2:10.345	98	15.704	2:09.107	98	16.067	2:09.105	98	17.110	2:09.634
24	18.712	2:09.344	24	19.228	2:09.015	24	19.473	2:08.987	24	19.989	2:09.107
22	20.222	2:09.745	22	20.936	2:09.213	22	21.275	2:09.081	22	22.101	2:09.417
17	27.798	2:11.288	17	30.002	2:10.703	17	32.497	2:11.237	17	36.909	2:13.003
40	35.093	2:11.534	40	38.260	2:11.666	40	41.355	2:11.837	40	45.678	2:12.914
66	40.460	2:11.615	66	43.523	2:11.562	66	45.849	2:11.068	66	48.721	2:11.463
27	42.585	2:11.132	27	45.597	2:11.511	27	48.572	2:11.717	27	51.912	2:11.931
16	43.460	2:12.628	16	46.827	2:11.866	16	50.188	2:12.103	16	53.727	2:12.130
2	53.573	2:13.446	2	58.179	2:13.105	20	1:02.944	2:13.295	20	1:06.036	2:11.683
20	53.727	2:13.481	20	58.391	2:13.163	2	1:07.358	2:17.921	2	1:14.373	2:15.606
7	1:26.034	2:14.446	51	1 Lap	4:20.023 P	51	1 Lap	2:19.236	51	1 Lap	2:13.901
			7	1:31.874	2:14.339	7	1:38.989	2:15.857	7	1:45.917	2:15.519

Weather / Track : Sunny / Dry

Milltek Sport Volkswagen Racing Cup

RACE 10 - ROUND 14 - POSITION CHART

No	Name	Lap														
		Pos	1	2	3	4	5	6	7	8	9	10	11	12	13	14
3	HOUSE	1	3	3	3	3	3	3	3	3	3	3	3	3	3	3
9	MCMILLAN	2	9	9	9	9	9	9	9	9	9	9	9	9	9	9
1	FULBROOK	3	99	99	1	1	1	1	1	1	1	1	12	12	12	12
99	WALKER-TULLY	4	1	1	99	99	99	99	99	12	12	12	1	1	1	1
98	BARRABLE	5	98	12	8	33	33	33	12	33	33	33	33	33	33	33
19	THOMPSON	6	6	6	12	8	8	12	33	8	8	8	8	8	8	8
12	EPPS	7	12	8	33	19	19	8	8	19	19	19	19	19	19	19
8	MASON	8	8	98	19	6	12	19	19	99	99	6	6	6	6	6
24	RUDD	9	19	33	6	12	6	6	6	6	6	99	99	99	99	99
33	ORROCK	10	33	19	98	98	98	98	98	98	98	98	98	98	98	98
6	SUTTON	11	22	22	22	22	22	22	22	22	24	24	24	24	24	24
22	FULLER	12	24	24	24	24	24	24	24	24	22	22	22	22	22	22
17	SNAYLAM	13	16	17	17	17	17	17	17	17	17	17	17	17	17	17
40	TOMLINSON	14	17	16	16	16	16	40	40	40	40	40	40	40	40	40
16	TILLET	15	27	27	27	40	40	16	16	66	66	66	66	66	66	66
27	DUNCAN	16	2	2	40	27	66	66	66	16	16	16	27	27	27	27
51	ANDREWS	17	40	40	2	66	27	27	27	27	27	27	16	16	16	16
31	WILSON	18	66	66	66	2	2	2	2	2	2	2	2	2	20	20
2	EWING	19	51	20	20	20	20	20	20	20	20	20	20	20	2	2
7	DEHADRAY	20	20	51	51	51	51	51	31	51	51	51	7	7	7	7
66	LITTLER	21	7	7	31	31	31	31	51	7	7	7	51	51	51	
20	MARCANO	22	31	31	7	7	7	7	7							

Weather / Track : Sunny / Dry

Results can be found at www.tsl-timing.com

Snetterton 300
 Circuit Length = 2.9689 miles
 Start: 14:16 Flag 14:46 End: 14:48

Printed - 14:49 Sunday, 23 August 2015

Milltek Sport Volkswagen Racing Cup

RACE 10 - ROUND 14 - BEST SPEEDS

POS	INTERMEDIATE 1			INTERMEDIATE 2			FINISH LINE		
	NO	NAME	MPH	NO	NAME	MPH	NO	NAME	MPH
1	9	MCMILLAN	107.7	24	RUDD	121.5	17	SNAYLAM	112.5
2	24	RUDD	107.5	6	SUTTON	121.3	19	THOMPSON	112.2
3	8	MASON	107.2	1	FULBROOK	120.6	8	MASON	112.0
4	98	BARRABLE	107.0	17	SNAYLAM	120.6	6	SUTTON	111.8
5	12	EPPS	106.6	33	ORROCK	120.6	9	MCMILLAN	111.1
6	27	DUNCAN	106.6	12	EPPS	120.4	33	ORROCK	111.1
7	6	SUTTON	106.5	8	MASON	120.2	98	BARRABLE	111.1
8	19	THOMPSON	106.5	9	MCMILLAN	119.8	51	ANDREWS	110.9
9	40	TOMLINSON	106.5	99	WALKER-TULLY	119.8	12	EPPS	110.7
10	66	LITTLER	106.5	98	BARRABLE	119.8	22	FULLER	110.7
11	33	ORROCK	106.1	16	TILLET	118.9	24	RUDD	110.7
12	17	SNAYLAM	106.0	22	FULLER	118.9	40	TOMLINSON	110.7
13	3	HOUSE	105.8	51	ANDREWS	118.9	99	WALKER-TULLY	110.7
14	99	WALKER-TULLY	105.8	19	THOMPSON	118.5	1	FULBROOK	110.5
15	1	FULBROOK	105.6	66	LITTLER	118.5	27	DUNCAN	110.1
16	22	FULLER	105.6	27	DUNCAN	117.9	20	MARCANO	109.6
17	7	DEHADRAY	105.5	40	TOMLINSON	117.7	2	EWING	109.2
18	20	MARCANO	105.1	2	EWING	117.3	3	HOUSE	109.1
19	31	WILSON	104.6	20	MARCANO	117.1	16	TILLET	108.9
20	51	ANDREWS	104.3	3	HOUSE	116.9	66	LITTLER	108.7
21	16	TILLET	103.8	7	DEHADRAY	115.1	7	DEHADRAY	107.5
22	2	EWING	103.7	31	WILSON	111.6	31	WILSON	106.5

Weather / Track : Sunny / Dry

Results can be found at www.tsl-timing.com

Snetterton 300
Circuit Length = 2.9689 miles
Start: 14:16 Flag 14:46 End: 14:48

Printed - 14:49 Sunday, 23 August 2015

Milltek Sport Volkswagen Racing Cup

RACE 10 - ROUND 14 - BEST SECTORS

SECTOR 1			SECTOR 2			SECTOR 3			IDEAL / BEST COMPARISON						
POS	NO	NAME	TIME	NO	NAME	TIME	NO	NAME	TIME	POS	NO	NAME	IDEAL	BEST	DIFF
												PERFECT LAP	2:07.278		
1	9	MCMILLAN	39.928	9	MCMILLAN	45.537	12	EPPS	41.813	1	12	EPPS	2:07.405	2:08.003	0.598
2	12	EPPS	39.959	33	ORROCK	45.588	8	MASON	41.931	2	33	ORROCK	2:07.828	2:07.858	0.030
3	19	THOMPSON	40.068	12	EPPS	45.633	22	FULLER	42.001	3	9	MCMILLAN	2:07.880	2:07.890	0.010
4	8	MASON	40.084	3	HOUSE	45.679	19	THOMPSON	42.046	4	8	MASON	2:07.886	2:08.506	0.620
5	6	SUTTON	40.091	1	FULBROOK	45.683	3	HOUSE	42.072	5	3	HOUSE	2:07.887	2:07.917	0.030
6	33	ORROCK	40.114	99	WALKER-TULLY	45.843	98	BARRABLE	42.120	6	19	THOMPSON	2:07.958	2:08.209	0.251
7	3	HOUSE	40.136	19	THOMPSON	45.844	33	ORROCK	42.126	7	1	FULBROOK	2:08.116	2:08.205	0.089
8	1	FULBROOK	40.218	8	MASON	45.871	1	FULBROOK	42.215	8	6	SUTTON	2:08.224	2:08.855	0.631
9	99	WALKER-TULLY	40.267	6	SUTTON	45.909	6	SUTTON	42.224	9	22	FULLER	2:08.417	2:08.534	0.117
10	98	BARRABLE	40.383	22	FULLER	45.926	24	RUDD	42.237	10	98	BARRABLE	2:08.563	2:08.879	0.316
11	66	LITTLER	40.400	24	RUDD	46.049	9	MCMILLAN	42.415	11	99	WALKER-TULLY	2:08.595	2:09.127	0.532
12	24	RUDD	40.485	98	BARRABLE	46.060	17	SNAYLAM	42.433	12	24	RUDD	2:08.771	2:08.987	0.216
13	22	FULLER	40.490	66	LITTLER	46.183	99	WALKER-TULLY	42.485	13	17	SNAYLAM	2:09.506	2:09.544	0.038
14	40	TOMLINSON	40.543	40	TOMLINSON	46.284	40	TOMLINSON	42.724	14	40	TOMLINSON	2:09.551	2:09.812	0.261
15	17	SNAYLAM	40.600	27	DUNCAN	46.422	16	TILLET	42.999	15	66	LITTLER	2:09.716	2:10.322	0.606
16	27	DUNCAN	40.706	17	SNAYLAM	46.473	66	LITTLER	43.133	16	27	DUNCAN	2:10.446	2:10.928	0.482
17	31	WILSON	41.053	51	ANDREWS	46.638	31	WILSON	43.250	17	16	TILLET	2:11.129	2:11.632	0.503
18	16	TILLET	41.136	20	MARCANO	46.718	27	DUNCAN	43.318	18	20	MARCANO	2:11.258	2:11.683	0.425
19	2	EWING	41.191	16	TILLET	46.994	20	MARCANO	43.326	19	31	WILSON	2:11.386	2:12.006	0.620
20	20	MARCANO	41.214	31	WILSON	47.083	2	EWING	43.617	20	2	EWING	2:11.929	2:12.114	0.185
21	51	ANDREWS	41.294	2	EWING	47.121	51	ANDREWS	44.268	21	51	ANDREWS	2:12.200	2:12.867	0.667
22	7	DEHADRAY	41.861	7	DEHADRAY	47.220	7	DEHADRAY	44.370	22	7	DEHADRAY	2:13.451	2:14.339	0.888

Weather / Track : Sunny / Dry

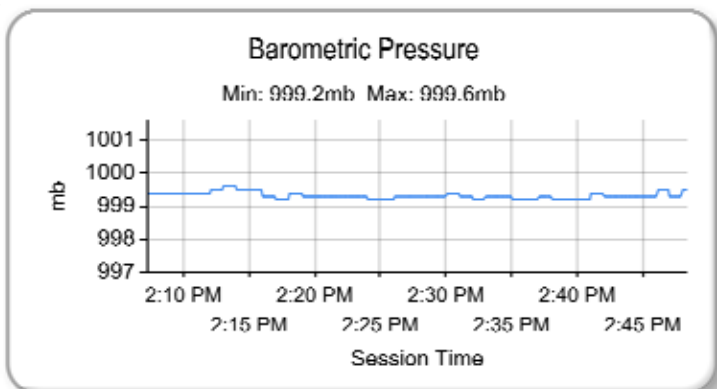
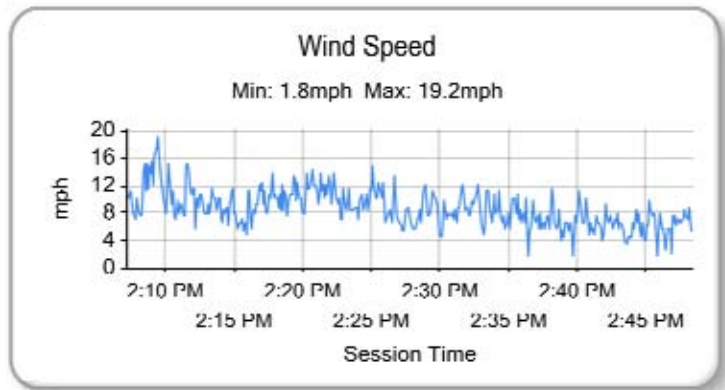
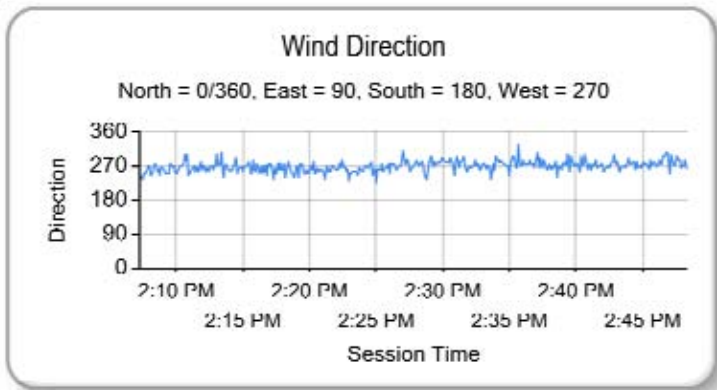
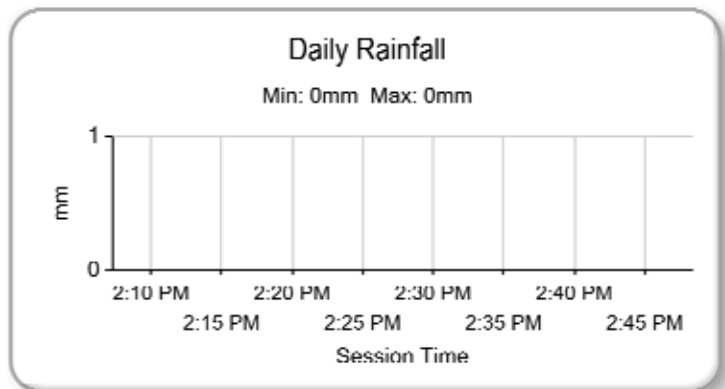
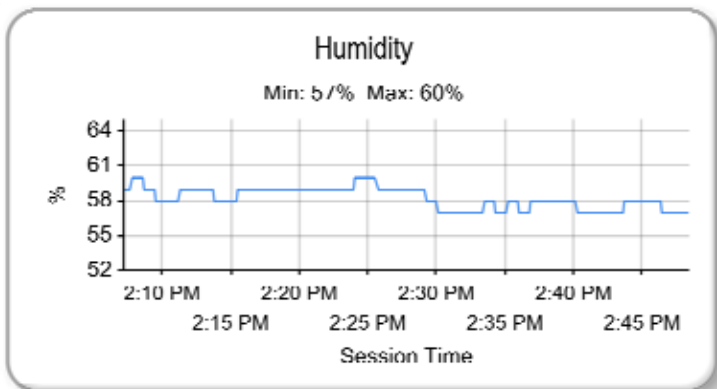
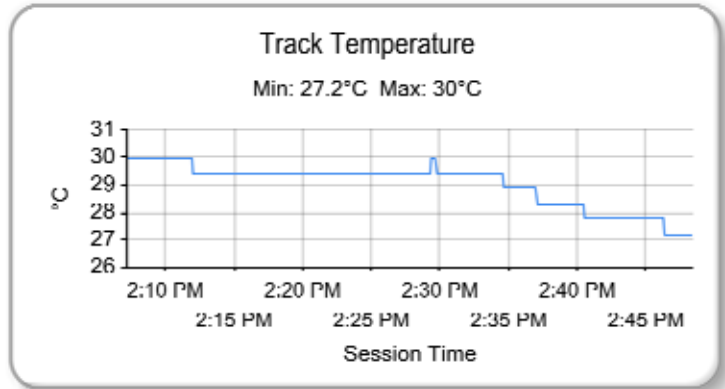
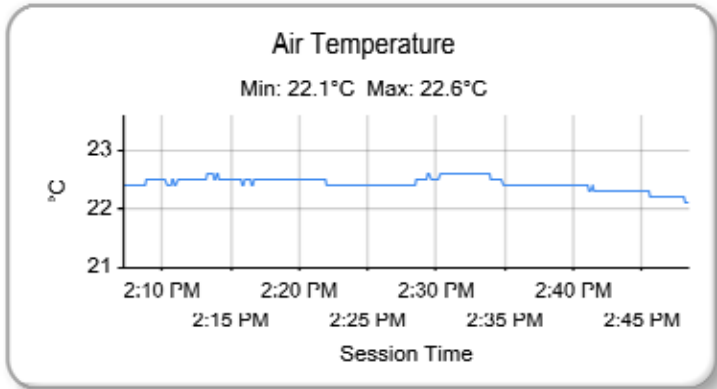
Results can be found at www.tsl-timing.com

Snetterton 300
 Circuit Length = 2.9689 miles
 Start: 14:16 Flag 14:46 End: 14:48

Printed - 14:48 Sunday, 23 August 2015

Milltek Sport Volkswagen Racing Cup

RACE 10 - ROUND 14 - WEATHER CONDITIONS



Weather / Track : Sunny / Dry

Results can be found at www.tsl-timing.com

Snetterton 300
 Circuit Length = 2.9689 miles
 Start: 14:16 Flag 14:46 End: 14:48

Printed - 14:51 Sunday, 23 August 2015