



MILLTEK SPORT VOLKSWAGEN RACING CUP

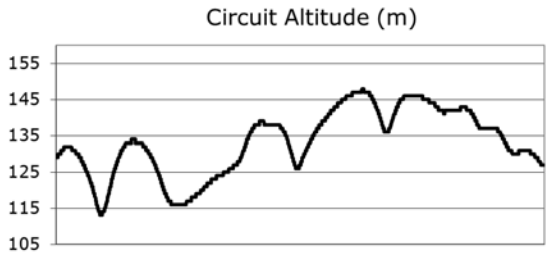
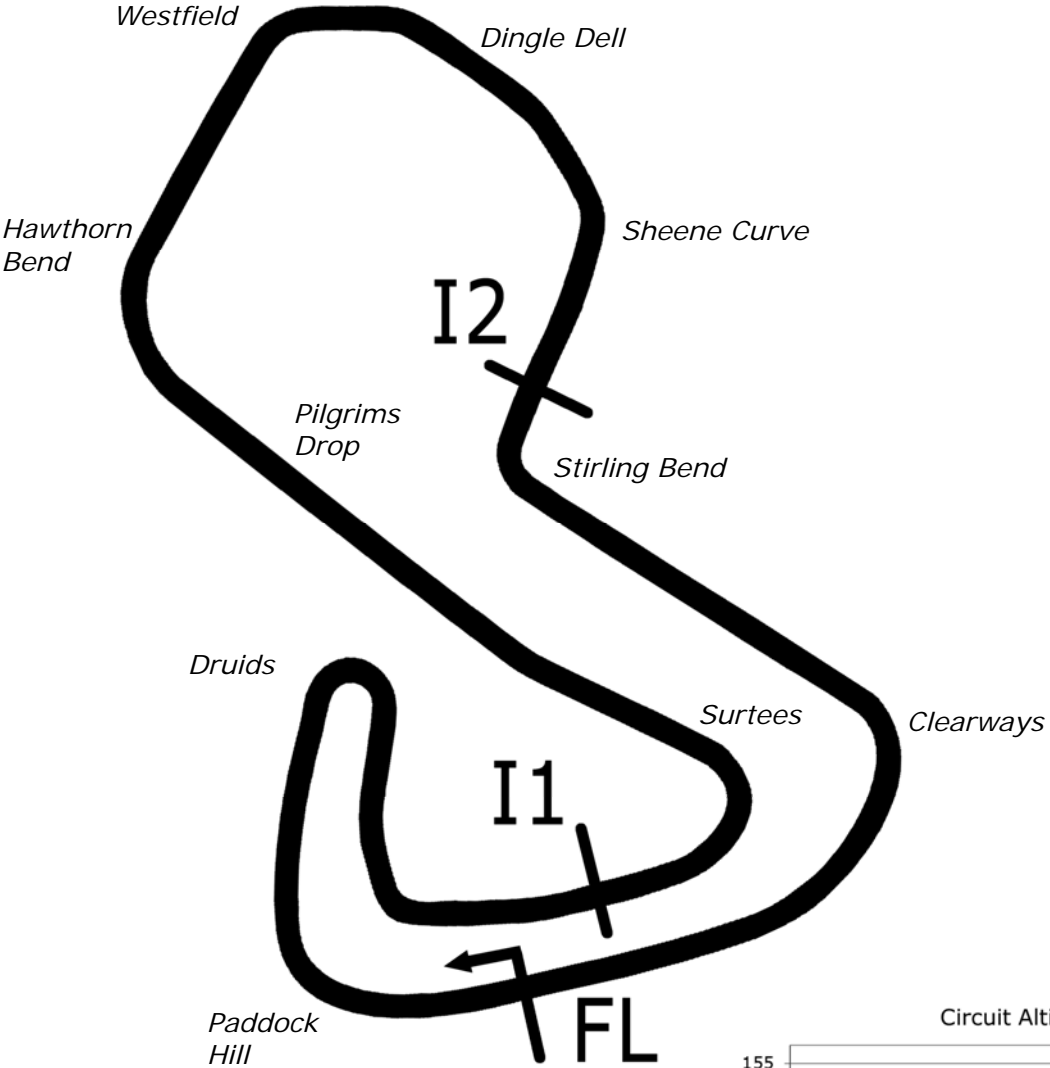
Round 11 & 12
Brands Hatch GP

1st & 2nd August 2015



Results Provided by Timing Solutions Ltd
www.tsl-timing.com

Brands Hatch GP



Length	2.4332 miles	3916.0 m	
FL		51.36032 N	0.26032 E
I1	1116m	51.35934 N	0.25955 E
I2	2928m	51.35532 N	0.26250 E
Pit Entry	3646m	51.35911 N	0.25743 E
Pit Exit	26m after FL	51.36027 N	0.26078 E
Pit Entry-Pit Exit 277m, 19.9s @50kph, 16.6s @60kph			

All results available at www.tsl-timing.com

Milltek Sport Volkswagen Racing Cup

QUALIFYING - RACE 8 - ROUND 11 - CLASSIFICATION

POS	NO	NAME	ENTRY	TIME	ON	LAPS	GAP	DIFF	MPH
1	4	Tom ONSLOW-COLE	Scirocco	1:38.994	8	11			88.48
2	3	Phil HOUSE	Scirocco	1:39.714	10	11	0.720	0.720	87.84
3	8	Aaron MASON	Scirocco	1:39.762	4	11	0.768	0.048	87.80
4	19	Bobby THOMPSON	Golf	1:39.877	8	9	0.883	0.115	87.70
5	33	Lucas ORROCK	Scirocco	1:39.917	6	7	0.923	0.040	87.67
6	22	Howard FULLER	Golf	1:40.050	4	12	1.056	0.133	87.55
7	1	Joe FULBROOK	Golf	1:40.094	5	12	1.100	0.044	87.51
8	6	David SUTTON	Scirocco	1:40.109	10	11	1.115	0.015	87.50
9	98	Robert BARRABLE	Golf	1:40.118	7	12	1.124	0.009	87.49
10	9	Joe MCMILLAN	Scirocco	1:40.292	6	12	1.298	0.174	87.34
11	12	Michael EPPS	Golf	1:40.321	6	6	1.327	0.029	87.31
12	43	Aiden MOFFAT	Golf	1:40.625	6	10	1.631	0.304	87.05
13	24	Simon RUDD	Golf	1:40.693	9	12	1.699	0.068	86.99
14	68	Sam EDWARDS	Passat	1:40.852	11	12	1.858	0.159	86.85
15	99	Jack WALKER-TULLY	Scirocco	1:40.943	6	11	1.949	0.091	86.78
16	17*	Tim SNAYLAM	Scirocco	1:41.790	8	12	2.796	0.847	86.05
17	46*	Nick CRISTOFARO	Scirocco	1:42.030	6	9	3.036	0.240	85.85
18	66	Pete LITTLER	Scirocco	1:42.161	9	12	3.167	0.131	85.74
19	2	Graham EWING	Golf	1:42.298	5	12	3.304	0.137	85.63
20	16	Laura TILLET	Golf	1:42.763	6	10	3.769	0.465	85.24
21	51	Simon ANDREWS	Golf	1:42.966	9	10	3.972	0.203	85.07
22	31	Matthew WILSON	Golf	1:43.047	11	11	4.053	0.081	85.00
23	50	Darrelle WILSON	Scirocco	1:43.395	6	7	4.401	0.348	84.72
24	40	Simon TOMLINSON	Golf	1:43.505	11	11	4.511	0.110	84.63
25	7	Paul DEHADRAY	Scirocco	1:44.001	7	12	5.007	0.496	84.22
26	69	Mark CLYNES	Scirocco	1:44.550	8	12	5.556	0.549	83.78
27	20	Damani MARCANO	Golf	1:46.869	5	11	7.875	2.319	81.96
28	92	Dan CLARK	Golf GTi	1:47.168	10	10	8.174	0.299	81.73

Car 46 - Please fit a working transponder

Car 17 - Intermittent transponder

Weather / Track : Cloudy / Dry

These results are provisional until the conclusion of any judicial and technical matters.

Brands Hatch GP

Circuit Length = 2.4332 miles

Start: 17:54 Flag 18:14 End: 18:16

Clerk Of Course :	Timekeeper :
-------------------	--------------

Milltek Sport Volkswagen Racing Cup

QUALIFYING - RACE 8 - ROUND 11 - SECTOR ANALYSIS

SECTOR 1 = FL to I1, SECTOR 2 = I1 to I2, SECTOR 3 = I2 to FL, DIFF = Difference To Personal Best Lap

P1		4		Tom ONSLOW-COLE			Scirocco				
IDEAL LAP TIME :		1:38.965		BEST LAP TIME :			1:38.994				
DIFFERENCE :		0.029									
LAP	SECTOR 1	SECTOR 2	SECTOR 3	LAP TIME	MPH	DIFF	TIME OF DAY				
1 -	OUTLAP	56.6	52.516	55.2	34.189	111.4	2:18.291	63.34	39.297	17:57:59.842	
2 -	32.249	90.8	45.952	83.0	24.947	113.1	1:43.148	84.92	4.154	17:59:42.990	
3 -	31.401	90.1	44.917	88.3	24.262	113.5	1:40.580	87.09	1.586	18:01:23.570	
4 -	31.211	90.9	44.888	89.8	24.074	114.3	1:40.173	87.44	1.179	18:03:03.743	
5 -	31.093	90.6	45.136	89.9	24.015	113.9	1:40.244	87.38	1.250	18:04:43.987	
6 -	31.072	91.0	44.179	90.4	23.920	114.7	1:39.171 (2)	88.33	0.177	18:06:23.158	
7 -	31.390	90.8	44.637	83.2	24.823	113.7	1:40.850	86.86	1.856	18:08:04.008	
8 -	31.101	90.9	43.981	90.9	23.912	114.1	1:38.994 (1)	88.48		18:09:43.002	
9 -	31.115	91.4	46.161	78.3	24.798	114.1	1:42.074	85.81	3.080	18:11:25.076	
10 -	31.674	91.1	44.543	90.4	24.020	113.3	1:40.237	87.39	1.243	18:13:05.313	
11 -	31.117	91.4	44.588	87.8	24.130	112.4	1:39.835 (3)	87.74	0.841	18:14:45.148	

P2		3		Phil HOUSE			Scirocco				
IDEAL LAP TIME :		1:39.559		BEST LAP TIME :			1:39.714				
DIFFERENCE :		0.155									
LAP	SECTOR 1	SECTOR 2	SECTOR 3	LAP TIME	MPH	DIFF	TIME OF DAY				
1 -	OUTLAP	85.8	48.948	75.2	25.783	113.1	1:52.174	78.09	12.460	17:56:27.921	
2 -	33.267	88.4	46.870	73.7	25.275	114.5	1:45.412	83.10	5.698	17:58:13.333	
3 -	31.487	87.0	44.879	92.0	24.101	114.7	1:40.467	87.19	0.753	17:59:53.800	
4 -	31.348	90.1	44.840	93.8	24.358	113.3	1:40.546	87.12	0.832	18:01:34.346	
5 -	31.299	90.4	44.644	91.1	24.095	114.5	1:40.038	87.56	0.324	18:03:14.384	
6 -	32.356	88.1	45.583	82.8	24.403	114.1	1:42.342	85.59	2.628	18:04:56.726	
7 -	31.211	89.9	44.783	89.9	24.031	110.9	1:40.025 (3)	87.57	0.311	18:06:36.751	
8 -	35.403	78.9	54.501	73.9	28.228	114.1	1:58.132	74.15	18.418	18:08:34.883	
9 -	31.305	90.4	44.764	91.1	23.815	115.1	1:39.884 (2)	87.70	0.170	18:10:14.767	
10 -	31.280	90.9	44.533	90.3	23.901	114.7	1:39.714 (1)	87.84		18:11:54.481	
11 -	34.901	85.1	53.956	65.9	28.840	87.0	1:57.697	74.42	17.983	18:13:52.178	

P3		8		Aaron MASON			Scirocco				
IDEAL LAP TIME :		1:39.624		BEST LAP TIME :			1:39.762				
DIFFERENCE :		0.138									
LAP	SECTOR 1	SECTOR 2	SECTOR 3	LAP TIME	MPH	DIFF	TIME OF DAY				
1 -	OUTLAP	87.7	49.734	76.4	26.008	110.7	1:52.634	77.77	12.872	17:56:27.024	
2 -	33.342	89.1	47.171	77.7	24.755	113.5	1:45.268	83.21	5.506	17:58:12.292	
3 -	31.534	92.4	44.609	90.5	23.867	114.5	1:40.010	87.58	0.248	17:59:52.302	
4 -	31.444	92.0	44.445	90.1	23.873	113.5	1:39.762 (1)	87.80		18:01:32.064	
5 -	31.489	92.6	44.716	90.3	24.228	111.8	1:40.433	87.22	0.671	18:03:12.497	
6 -	31.518	92.3	44.321	91.5	23.926	114.7	1:39.765 (2)	87.80	0.003	18:04:52.262	
7 -	31.462	92.6	44.453	89.5	23.859	114.3	1:39.774 (3)	87.79	0.012	18:06:32.036	
8 -	32.746	81.4	47.034	88.3	24.139	114.3	1:43.919	84.29	4.157	18:08:15.955	
9 -	31.478	92.6	44.506	89.7	24.058	113.7	1:40.042	87.56	0.280	18:09:55.997	
10 -	31.483	89.2	44.614	89.8	23.865	114.9	1:39.962	87.63	0.200	18:11:35.959	
11 -	31.617	92.5	44.737	92.5	24.144	114.7	1:40.498	87.16	0.736	18:13:16.457	

P4		19		Bobby THOMPSON			Golf				
IDEAL LAP TIME :		1:39.877		BEST LAP TIME :			1:39.877				
DIFFERENCE :		0.000									
LAP	SECTOR 1	SECTOR 2	SECTOR 3	LAP TIME	MPH	DIFF	TIME OF DAY				
1 -	OUTLAP	87.3	49.514	81.4	25.110	110.7	1:51.739	78.39	11.862	17:56:46.945	
2 -	32.916	88.8	48.037	82.8	24.870	112.7	1:45.823	82.77	5.946	17:58:32.768	
3 -	32.030	91.6	45.489	80.0	24.859	112.2	1:42.378	85.56	2.501	18:00:15.146	
4 -	32.111	90.8	45.322	92.3	24.477	111.6	1:41.910	85.95	2.033	18:01:57.056	
5 -	31.427	91.8	45.236	79.1	24.999	110.7	1:41.662	86.16	1.785	18:03:38.718	
6 -	32.053	91.1	45.181	89.4	24.120	111.1	1:41.354	86.42	1.477	18:05:20.072	
7 -	31.557	90.1	44.631	91.3	24.099	110.9	1:40.287 (3)	87.34	0.410	18:07:00.359	
8 -	31.293	91.1	44.569	90.9	24.015	110.9	1:39.877 (1)	87.70		18:08:40.236	
9 -	31.488	91.3	44.597	92.5	24.044	110.9	1:40.129 (2)	87.48	0.252	18:10:20.365	

Weather / Track : Cloudy / Dry

Brands Hatch GP

Circuit Length = 2.4332 miles

Start: 17:54 Flag 18:14 End: 18:16

Milltek Sport Volkswagen Racing Cup

QUALIFYING - RACE 8 - ROUND 11 - SECTOR ANALYSIS

SECTOR 1 = FL to I1, SECTOR 2 = I1 to I2, SECTOR 3 = I2 to FL, DIFF = Difference To Personal Best Lap

P5		33		Lucas ORROCK			Scirocco			
IDEAL LAP TIME : 1:39.687		BEST LAP TIME : 1:39.917			DIFFERENCE : 0.230					
LAP	SECTOR 1	SECTOR 2		SECTOR 3		LAP TIME	MPH	DIFF	TIME OF DAY	
1 -	OUTLAP	65.1	50.946	83.6	25.175	111.6	2:09.495	67.64	29.578	17:57:39.035
2 -	32.390	89.7	46.791	86.0	24.850	114.1	1:44.031	84.20	4.114	17:59:23.066
3 -	31.594	90.5	45.264	92.3	23.979	115.3	1:40.837	86.87	0.920	18:01:03.903
4 -	31.230	89.9	45.046	93.2	24.027	114.9	1:40.303 (3)	87.33	0.386	18:02:44.206
5 -	31.225	89.9	44.959	92.0	24.057	114.9	1:40.241 (2)	87.38	0.324	18:04:24.447
6 -	31.164	90.8	44.544	94.5	24.209	114.9	1:39.917 (1)	87.67		18:06:04.364
7 -	31.353	90.5	48.042	83.1	24.652	113.3	1:44.047	84.19	4.130	18:07:48.411

P6		22		Howard FULLER			Golf			
IDEAL LAP TIME : 1:39.855		BEST LAP TIME : 1:40.050			DIFFERENCE : 0.195					
LAP	SECTOR 1	SECTOR 2		SECTOR 3		LAP TIME	MPH	DIFF	TIME OF DAY	
1 -	OUTLAP	86.4	48.082	79.6	26.454	109.8	1:52.660	77.75	12.610	17:56:32.827
2 -	32.670	89.1	45.329	88.3	24.434	113.5	1:42.433	85.51	2.383	17:58:15.260
3 -	32.100	89.3	44.772	78.2	25.084	112.5	1:41.956	85.91	1.906	17:59:57.216
4 -	31.110	92.0	44.704	88.1	24.236	112.4	1:40.050 (1)	87.55		18:01:37.266
5 -	31.875	91.4	45.075	90.3	24.162	111.6	1:41.112	86.63	1.062	18:03:18.378
6 -	31.395	91.6	44.817	89.5	24.404	111.8	1:40.616	87.06	0.566	18:04:58.994
7 -	31.353	91.8	44.666	90.3	24.157	110.5	1:40.176 (3)	87.44	0.126	18:06:39.170
8 -	34.558	74.9	53.760	80.7	24.512	109.8	1:52.830	77.63	12.780	18:08:32.000
9 -	31.477	90.0	44.911	90.9	24.083	111.4	1:40.471	87.18	0.421	18:10:12.471
10 -	31.262	91.3	44.662	89.9	24.206	110.3	1:40.130 (2)	87.48	0.080	18:11:52.601
11 -	31.342	91.1	44.856	90.6	24.139	110.9	1:40.337	87.30	0.287	18:13:32.938
12 -	31.456	90.1	44.969	90.6	24.249	112.9	1:40.674	87.01	0.624	18:15:13.612

P7		1		Joe FULBROOK			Golf			
IDEAL LAP TIME : 1:39.747		BEST LAP TIME : 1:40.094			DIFFERENCE : 0.347					
LAP	SECTOR 1	SECTOR 2		SECTOR 3		LAP TIME	MPH	DIFF	TIME OF DAY	
1 -	OUTLAP	81.8	52.653	57.3	29.325	108.4	2:04.160	70.55	24.066	17:57:13.037
2 -	33.151	88.7	45.639	87.3	24.677	111.2	1:43.467	84.66	3.373	17:58:56.504
3 -	31.981	89.9	45.208	91.1	24.497	110.5	1:41.686	86.14	1.592	18:00:38.190
4 -	31.821	89.8	44.719	93.7	24.919	110.0	1:41.459	86.33	1.365	18:02:19.649
5 -	31.349	90.9	44.290	93.7	24.455	110.7	1:40.094 (1)	87.51		18:03:59.743
6 -	31.599	90.6	44.399	89.0	24.354	112.2	1:40.352 (3)	87.29	0.258	18:05:40.095
7 -	31.411	90.6	44.044	95.8	25.280	110.9	1:40.735	86.95	0.641	18:07:20.830
8 -	31.727	89.8	44.449	91.3	24.449	110.7	1:40.625	87.05	0.531	18:09:01.455
9 -	31.511	90.5	44.314	92.4	24.427	111.6	1:40.252 (2)	87.37	0.158	18:10:41.707
10 -	31.952	89.8	45.137	91.9	24.598	110.7	1:41.687	86.14	1.593	18:12:23.394
11 -	31.507	90.0	44.726	92.8	24.455	110.5	1:40.688	86.99	0.594	18:14:04.082
12 -	31.486	91.1	44.871	95.1	24.758	110.7	1:41.115	86.63	1.021	18:15:45.197

P8		6		David SUTTON			Scirocco			
IDEAL LAP TIME : 1:39.833		BEST LAP TIME : 1:40.109			DIFFERENCE : 0.276					
LAP	SECTOR 1	SECTOR 2		SECTOR 3		LAP TIME	MPH	DIFF	TIME OF DAY	
1 -	OUTLAP	87.7	50.011	76.0	26.104	113.1	1:54.776	76.32	14.667	17:56:26.541
2 -	35.127	91.5	47.614	78.3	25.014	115.5	1:47.755	81.29	7.646	17:58:14.296
3 -	32.002	92.9	45.106	88.1	24.188	115.1	1:41.296	86.47	1.187	17:59:55.592
4 -	31.514	92.6	44.557	91.3	24.220	114.3	1:40.291 (3)	87.34	0.182	18:01:35.883
5 -	35.246	85.1	51.734	74.5	28.832	92.3	1:55.812	75.63	15.703	18:03:31.695
6 -	35.750	83.2	50.566	86.1	30.007	97.2	1:56.323	75.30	16.214	18:05:28.018
7 -	38.081	56.4	51.022	79.8	26.705	94.9	1:55.808	75.64	15.699	18:07:23.826
8 -	34.451	90.6	49.128	70.1	27.525	114.7	1:51.104	78.84	10.995	18:09:14.930
9 -	31.607	92.9	45.009	90.0	25.072	112.7	1:41.688	86.14	1.579	18:10:56.618
10 -	31.577	92.6	44.447	91.0	24.085	114.7	1:40.109 (1)	87.50		18:12:36.727
11 -	31.322	92.0	44.897	91.5	24.064	115.1	1:40.283 (2)	87.35	0.174	18:14:17.010

Weather / Track : Cloudy / Dry

Brands Hatch GP
Circuit Length = 2.4332 miles
Start: 17:54 Flag 18:14 End: 18:16

Milltek Sport Volkswagen Racing Cup

QUALIFYING - RACE 8 - ROUND 11 - SECTOR ANALYSIS

SECTOR 1 = FL to I1, SECTOR 2 = I1 to I2, SECTOR 3 = I2 to FL, DIFF = Difference To Personal Best Lap

P9 98		Robert BARRABLE					Golf				
IDEAL LAP TIME : 1:40.039		BEST LAP TIME : 1:40.118					DIFFERENCE : 0.079				
LAP	SECTOR 1	SECTOR 2		SECTOR 3		LAP TIME	MPH	DIFF	TIME OF DAY		
1 -	OUTLAP	89.9	48.347	81.5	25.368	110.3	1:50.325	79.40	10.207	17:56:20.180	
2 -	32.741	92.4	46.710	83.1	25.159	111.1	1:44.610	83.73	4.492	17:58:04.790	
3 -	31.438	91.9	45.543	86.7	24.481	112.0	1:41.462	86.33	1.344	17:59:46.252	
4 -	31.228	93.4	45.225	88.1	24.215	111.8	1:40.668	87.01	0.550	18:01:26.920	
5 -	31.269	93.4	45.194	89.5	24.244	111.6	1:40.707	86.98	0.589	18:03:07.627	
6 -	31.462	92.0	45.022	89.0	24.066	111.8	1:40.550	87.11	0.432	18:04:48.177	
7 -	31.261	93.5	44.767	88.3	24.090	111.4	1:40.118 (1)	87.49		18:06:28.295	
8 -	31.249	92.8	44.795	86.4	24.098	111.8	1:40.142 (2)	87.47	0.024	18:08:08.437	
9 -	31.232	93.9	44.873	91.3	24.114	111.4	1:40.219 (3)	87.40	0.101	18:09:48.656	
10 -	31.407	92.5	44.783	89.9	24.046	111.6	1:40.236	87.39	0.118	18:11:28.892	
11 -	35.882	81.1	48.299	88.3	24.058	113.1	1:48.239	80.93	8.121	18:13:17.131	
12 -	31.226	93.4	46.064	76.6	25.586	105.5	1:42.876	85.14	2.758	18:15:00.007	

P10 9		Joe MCMILLAN					Scirocco				
IDEAL LAP TIME : 1:40.004		BEST LAP TIME : 1:40.292					DIFFERENCE : 0.288				
LAP	SECTOR 1	SECTOR 2		SECTOR 3		LAP TIME	MPH	DIFF	TIME OF DAY		
1 -	OUTLAP	88.0	50.110	82.3	26.225	112.7	1:55.395	75.91	15.103	17:57:17.083	
2 -	33.347	92.5	45.995	85.1	25.000	113.3	1:44.342	83.95	4.050	17:59:01.425	
3 -	32.354	91.4	44.598	89.0	24.492	114.1	1:41.444	86.35	1.152	18:00:42.869	
4 -	32.014	92.9	46.417	83.8	25.669	112.2	1:44.100	84.14	3.808	18:02:26.969	
5 -	32.330	91.6	45.701	90.1	24.312	114.1	1:42.343	85.59	2.051	18:04:09.312	
6 -	31.717	92.1	44.112	92.3	24.463	114.1	1:40.292 (1)	87.34		18:05:49.604	
7 -	31.803	91.5	44.213	92.9	24.901	113.7	1:40.917 (3)	86.80	0.625	18:07:30.521	
8 -	32.091	92.0	44.495	84.2	24.469	114.7	1:41.055	86.68	0.763	18:09:11.576	
9 -	31.975	92.0	44.509	90.1	24.236	114.3	1:40.720 (2)	86.97	0.428	18:10:52.296	
10 -	31.787	92.6	44.436	84.8	24.950	112.9	1:41.173	86.58	0.881	18:12:33.469	
11 -	31.656	92.5	44.685	84.3	25.132	112.5	1:41.473	86.32	1.181	18:14:14.942	
12 -	32.255	91.5	44.460	88.0	24.312	113.7	1:41.027	86.70	0.735	18:15:55.969	

P11 12		Michael EPPS					Golf				
IDEAL LAP TIME : 1:40.137		BEST LAP TIME : 1:40.321					DIFFERENCE : 0.184				
LAP	SECTOR 1	SECTOR 2		SECTOR 3		LAP TIME	MPH	DIFF	TIME OF DAY		
1 -	OUTLAP	81.5	51.268	78.6	25.988	111.1	1:57.012	74.86	16.691	17:57:15.630	
2 -	33.136	89.9	46.331	83.5	24.812	112.5	1:44.279	84.00	3.958	17:58:59.909	
3 -	31.966	91.4	45.310	85.0	24.553	114.1	1:41.829 (3)	86.02	1.508	18:00:41.738	
4 -	31.699	92.0	46.381	82.2	26.117	112.2	1:44.197	84.07	3.876	18:02:25.935	
5 -	31.398	91.5	44.879	88.3	24.451	111.8	1:40.728 (2)	86.96	0.407	18:04:06.663	
6 -	31.582	91.0	44.581	90.4	24.158	112.5	1:40.321 (1)	87.31		18:05:46.984	

P12 43		Aiden MOFFAT					Golf				
IDEAL LAP TIME : 1:40.471		BEST LAP TIME : 1:40.625					DIFFERENCE : 0.154				
LAP	SECTOR 1	SECTOR 2		SECTOR 3		LAP TIME	MPH	DIFF	TIME OF DAY		
1 -	OUTLAP	79.6	52.662	78.3	28.278	110.7	2:02.031	71.78	21.406	17:57:25.414	
2 -	35.155	83.0	49.605	68.6	27.272	110.9	1:52.032	78.19	11.407	17:59:17.446	
3 -	31.867	90.0	45.602	84.0	24.523	111.1	1:41.992	85.88	1.367	18:00:59.438	
4 -	31.473	90.9	45.068	87.7	24.229	111.8	1:40.770 (3)	86.92	0.145	18:02:40.208	
5 -	31.223	90.6	45.160	87.8	24.359	111.6	1:40.742 (2)	86.95	0.117	18:04:20.950	
6 -	31.340	92.0	45.081	88.4	24.204	113.7	1:40.625 (1)	87.05		18:06:01.575	
7 -	35.098	87.9	47.788	72.6	IN PIT		3:54.471 P	37.36	2:13.846	18:09:56.046	
8 -	OUTLAP	87.7	46.549	85.2	26.176	110.9	1:52.534	77.84	11.909	18:11:48.580	
9 -	31.721	90.8	45.409	85.7	24.379	112.9	1:41.509	86.29	0.884	18:13:30.089	
10 -	31.621	87.7	45.220	87.1	24.180	114.5	1:41.021	86.71	0.396	18:15:11.110	

P13 24		Simon RUDD					Golf				
IDEAL LAP TIME : 1:40.543		BEST LAP TIME : 1:40.693					DIFFERENCE : 0.150				
LAP	SECTOR 1	SECTOR 2		SECTOR 3		LAP TIME	MPH	DIFF	TIME OF DAY		

Weather / Track : Cloudy / Dry

Brands Hatch GP
Circuit Length = 2.4332 miles
Start: 17:54 Flag 18:14 End: 18:16

Milltek Sport Volkswagen Racing Cup

QUALIFYING - RACE 8 - ROUND 11 - SECTOR ANALYSIS

SECTOR 1 = FL to I1, SECTOR 2 = I1 to I2, SECTOR 3 = I2 to FL, DIFF = Difference To Personal Best Lap

LAP	SECTOR 1	SECTOR 2	SECTOR 3	LAP TIME	MPH	DIFF	TIME OF DAY			
1 -	OUTLAP	84.8	49.293	77.9	25.175	112.4	1:52.535	77.84	11.842	17:56:46.251
2 -	32.934	92.0	47.161	81.1	24.681	111.6	1:44.776	83.60	4.083	17:58:31.027
3 -	32.275	92.6	46.804	79.7	24.871	113.7	1:43.950	84.26	3.257	18:00:14.977
4 -	32.559	82.0	49.269	48.7	28.220	112.0	1:50.048	79.60	9.355	18:02:05.025
5 -	31.683	93.8	45.192	83.7	24.199	112.9	1:41.074 (3)	86.66	0.381	18:03:46.099
6 -	31.539	92.9	45.173	85.0	24.160	112.5	1:40.872 (2)	86.84	0.179	18:05:26.971
7 -	32.262	74.1	50.674	81.5	31.575	113.1	1:54.511	76.49	13.818	18:07:21.482
8 -	31.669	93.4	45.112	84.4	24.952	112.4	1:41.733	86.10	1.040	18:09:03.215
9 -	31.689	93.9	44.911	86.2	24.093	112.7	1:40.693 (1)	86.99		18:10:43.908
10 -	31.582	94.2	46.736	78.5	24.708	112.9	1:43.026	85.02	2.333	18:12:26.934
11 -	31.610	93.9	45.445	85.7	24.252	112.5	1:41.307	86.46	0.614	18:14:08.241
12 -	31.591	93.4	45.083	86.3	24.405	112.0	1:41.079	86.66	0.386	18:15:49.320

P14 68	Sam EDWARDS	Passat
IDEAL LAP TIME : 1:40.671	BEST LAP TIME : 1:40.852	DIFFERENCE : 0.181

LAP	SECTOR 1	SECTOR 2	SECTOR 3	LAP TIME	MPH	DIFF	TIME OF DAY			
1 -	OUTLAP	85.9	52.314	73.1	27.657	109.8	2:01.878	71.87	21.026	17:57:09.421
2 -	34.382	91.3	48.901	83.9	25.186	112.5	1:48.469	80.75	7.617	17:58:57.890
3 -	32.581	91.8	46.080	84.4	24.897	114.3	1:43.558	84.58	2.706	18:00:41.448
4 -	32.786	92.8	47.348	73.2	25.592	112.9	1:45.726	82.85	4.874	18:02:27.174
5 -	35.275	67.0	46.399	87.6	24.518	115.9	1:46.192	82.49	5.340	18:04:13.366
6 -	32.068	91.4	45.156	86.5	24.431	113.7	1:41.655	86.17	0.803	18:05:55.021
7 -	31.718	92.1	45.347	87.6	24.650	114.5	1:41.715	86.12	0.863	18:07:36.736
8 -	31.688	90.4	45.331	88.7	24.615	114.9	1:41.634 (3)	86.19	0.782	18:09:18.370
9 -	31.917	92.6	45.178	85.2	24.693	115.7	1:41.788	86.05	0.936	18:11:00.158
10 -	31.674	91.6	45.318	86.1	25.033	113.5	1:42.025	85.85	1.173	18:12:42.183
11 -	31.732	91.0	44.748	91.9	24.372	113.7	1:40.852 (1)	86.85		18:14:23.035
12 -	31.551	91.4	44.979	89.1	24.552	113.9	1:41.082 (2)	86.66	0.230	18:16:04.117

P15 99	Jack WALKER-TULLY	Scirocco
IDEAL LAP TIME : 1:40.602	BEST LAP TIME : 1:40.943	DIFFERENCE : 0.341

LAP	SECTOR 1	SECTOR 2	SECTOR 3	LAP TIME	MPH	DIFF	TIME OF DAY			
1 -	OUTLAP	57.1	50.853	76.2	26.055	109.4	2:06.971	68.99	26.028	17:57:41.039
2 -	33.635	88.3	46.395	84.2	25.091	107.7	1:45.121	83.33	4.178	17:59:26.160
3 -	32.911	88.1	45.675	86.2	24.440	111.2	1:43.026	85.02	2.083	18:01:09.186
4 -	32.107	90.8	45.128	88.3	24.338	111.8	1:41.573	86.24	0.630	18:02:50.759
5 -	31.636	92.5	44.842	89.1	24.495	111.2	1:40.973 (2)	86.75	0.030	18:04:31.732
6 -	31.551	92.5	44.965	89.8	24.427	111.6	1:40.943 (1)	86.78		18:06:12.675
7 -	31.846	91.5	45.760	78.8	24.483	111.6	1:42.089	85.80	1.146	18:07:54.764
8 -	31.889	90.4	49.568	80.5	26.378	82.2	1:47.835	81.23	6.892	18:09:42.599
9 -	32.799	92.3	45.267	78.4	IN PIT		2:32.498 P	57.44	51.555	18:12:15.097
10 -	OUTLAP	93.4	44.791	91.4	24.322	112.9	1:43.498	84.63	2.555	18:13:58.595
11 -	31.854	91.9	45.204	91.6	24.260	112.7	1:41.318 (3)	86.45	0.375	18:15:39.913

P16 17	Tim SNAYLAM	Scirocco
IDEAL LAP TIME : 1:41.670	BEST LAP TIME : 1:41.790	DIFFERENCE : 0.120

LAP	SECTOR 1	SECTOR 2	SECTOR 3	LAP TIME	MPH	DIFF	TIME OF DAY			
1 -	OUTLAP	84.4	51.144	71.0	27.172		1:59.484	73.31	17.694	17:56:42.962
2 -	34.500	86.9	50.068	85.2	24.791		1:49.359	80.10	7.569	17:58:32.321
3 -	33.179	90.4	46.020	84.7	24.502		1:43.701	84.47	1.911	18:00:16.022
4 -	33.093	89.9	45.886	87.4	24.304		1:43.283	84.81	1.493	18:01:59.305
5 -	32.050	90.0	45.535	85.0	24.330		1:41.915 (2)	85.95	0.125	18:03:41.220
6 -	32.518	89.7	45.663	84.7	25.533		1:43.714	84.46	1.924	18:05:24.934
7 -	33.268	89.3	46.861	80.0	25.148		1:45.277	83.20	3.487	18:07:10.211
8 -	32.097	89.7	45.437	86.8	24.256		1:41.790 (1)	86.05		18:08:52.001
9 -	32.671	89.3	47.422	85.9	24.802		1:44.895	83.51	3.105	18:10:36.896
10 -	32.453	90.4	45.398	88.3	24.341	115.1	1:42.192	85.71	0.402	18:12:19.088
11 -	33.171	86.1	48.758	78.0	24.673		1:46.602	82.17	4.812	18:14:05.690
12 -	32.016	90.3	45.573	87.6	24.385		1:41.974 (3)	85.90	0.184	18:15:47.664

Weather / Track : Cloudy / Dry

Brands Hatch GP

Circuit Length = 2.4332 miles

Start: 17:54 Flag 18:14 End: 18:16

Milltek Sport Volkswagen Racing Cup

QUALIFYING - RACE 8 - ROUND 11 - SECTOR ANALYSIS

SECTOR 1 = FL to I1, SECTOR 2 = I1 to I2, SECTOR 3 = I2 to FL, DIFF = Difference To Personal Best Lap

P17 46		Nick CRISTOFARO			Scirocco		
IDEAL LAP TIME :		BEST LAP TIME : 1:42.030			DIFFERENCE :		
LAP	SECTOR 1	SECTOR 2	SECTOR 3	LAP TIME	MPH	DIFF	TIME OF DAY
1 -				1:45.676	82.89	3.646	17:58:30.111
2 -				1:43.232	84.85	1.202	18:00:13.343
3 -				1:42.557	85.41	0.527	18:01:55.900
4 -				1:43.211	84.87	1.181	18:03:39.111
5 -				1:54.905	76.23	12.875	18:05:34.016
6 -				1:42.030 (1)	85.85		18:07:16.046
7 -				1:42.402 (3)	85.54	0.372	18:08:58.448
8 -				1:42.251 (2)	85.66	0.221	18:10:40.699
9 -				1:43.801	84.39	1.771	18:12:24.500

P18 66		Pete LITTLER			Scirocco					
IDEAL LAP TIME : 1:41.539		BEST LAP TIME : 1:42.161			DIFFERENCE : 0.622					
LAP	SECTOR 1	SECTOR 2	SECTOR 3	LAP TIME	MPH	DIFF	TIME OF DAY			
1 -	OUTLAP	81.2	53.089	74.8	28.866	96.1	2:03.803	70.75	21.642	17:57:05.989
2 -	34.970	86.7	48.570	83.6	25.744	112.2	1:49.284	80.15	7.123	17:58:55.273
3 -	33.210	78.3	46.661	86.8	24.942	113.7	1:44.813	83.57	2.652	18:00:40.086
4 -	32.415	87.4	47.393	77.1	26.646	114.1	1:46.454	82.28	4.293	18:02:26.540
5 -	32.327	87.1	46.920	85.9	24.892	113.9	1:44.139	84.11	1.978	18:04:10.679
6 -	31.967	87.3	45.319	84.8	24.928	113.7	1:42.214 (2)	85.70	0.053	18:05:52.893
7 -	32.052	88.3	46.256	84.7	24.334	114.1	1:42.642	85.34	0.481	18:07:35.535
8 -	32.047	86.9	45.603	85.1	24.620	114.1	1:42.270 (3)	85.65	0.109	18:09:17.805
9 -	31.980	87.3	45.381	84.9	24.800	114.7	1:42.161 (1)	85.74		18:10:59.966
10 -	32.588	92.5	45.238	88.4	25.495	113.7	1:43.321	84.78	1.160	18:12:43.287
11 -	32.365	86.4	45.486	89.2	24.599	113.7	1:42.450	85.50	0.289	18:14:25.737
12 -	32.040	87.8	45.790	83.0	24.793	113.3	1:42.623	85.35	0.462	18:16:08.360

P19 2		Graham EWING			Golf					
IDEAL LAP TIME : 1:42.298		BEST LAP TIME : 1:42.298			DIFFERENCE : 0.000					
LAP	SECTOR 1	SECTOR 2	SECTOR 3	LAP TIME	MPH	DIFF	TIME OF DAY			
1 -	OUTLAP	84.9	50.429	73.5	26.996	108.4	1:57.664	74.44	15.366	17:56:36.822
2 -	36.036	76.7	50.661	71.1	25.901	111.8	1:52.598	77.79	10.300	17:58:29.420
3 -	33.344	90.3	46.810	80.1	25.039	113.7	1:45.193	83.27	2.895	18:00:14.613
4 -	32.266	91.6	45.645	84.8	25.072	113.1	1:42.983 (2)	85.06	0.685	18:01:57.596
5 -	32.145	92.0	45.517	85.3	24.636	112.4	1:42.298 (1)	85.63		18:03:39.894
6 -	33.074	91.4	45.942	83.3	25.721	112.5	1:44.737	83.63	2.439	18:05:24.631
7 -	32.474	91.3	46.046	84.8	25.005	112.0	1:43.525	84.61	1.227	18:07:08.156
8 -	32.723	90.1	46.074	84.9	24.643	111.6	1:43.440	84.68	1.142	18:08:51.596
9 -	32.605	91.1	45.820	87.4	25.779	106.8	1:44.204	84.06	1.906	18:10:35.800
10 -	32.502	90.6	45.903	87.7	24.721	112.0	1:43.126 (3)	84.94	0.828	18:12:18.926
11 -	32.313	90.1	45.997	87.8	24.916	111.8	1:43.226	84.86	0.928	18:14:02.152
12 -	32.485	90.9	46.929	88.1	24.710	112.4	1:44.124	84.12	1.826	18:15:46.276

P20 16		Laura TILLET			Golf					
IDEAL LAP TIME : 1:42.263		BEST LAP TIME : 1:42.763			DIFFERENCE : 0.500					
LAP	SECTOR 1	SECTOR 2	SECTOR 3	LAP TIME	MPH	DIFF	TIME OF DAY			
1 -	OUTLAP	82.4	49.716	70.9	26.835	112.9	1:55.528	75.82	12.765	17:56:28.338
2 -	34.131	91.1	47.417	77.4	25.266	112.5	1:46.814	82.01	4.051	17:58:15.152
3 -	32.691	92.8	45.622	83.7	24.772	112.9	1:43.085 (3)	84.97	0.322	17:59:58.237
4 -	32.078	91.6	45.958	89.8	24.775	112.2	1:42.811 (2)	85.20	0.048	18:01:41.048
5 -	32.070	91.9	46.314	86.8	24.956	111.4	1:43.340	84.76	0.577	18:03:24.388
6 -	32.024	91.6	46.096	88.4	24.643	111.8	1:42.763 (1)	85.24		18:05:07.151
7 -	36.920	70.7	53.046	86.0	24.617	111.8	1:54.583	76.44	11.820	18:07:01.734
8 -	32.137	91.4	50.042	61.3	25.549	111.4	1:47.728	81.31	4.965	18:08:49.462
9 -	32.196	90.8	45.737	91.1	25.196	111.8	1:43.129	84.94	0.366	18:10:32.591
10 -	32.170	91.3	45.948	89.8	25.189	111.2	1:43.307	84.79	0.544	18:12:15.898

Weather / Track : Cloudy / Dry

Brands Hatch GP

Circuit Length = 2.4332 miles

Start: 17:54 Flag 18:14 End: 18:16

Milltek Sport Volkswagen Racing Cup

QUALIFYING - RACE 8 - ROUND 11 - SECTOR ANALYSIS

SECTOR 1 = FL to I1, SECTOR 2 = I1 to I2, SECTOR 3 = I2 to FL, DIFF = Difference To Personal Best Lap

P21 51		Simon ANDREWS					Golf				
IDEAL LAP TIME : 1:42.179		BEST LAP TIME : 1:42.966					DIFFERENCE : 0.787				
LAP	SECTOR 1	SECTOR 2			SECTOR 3		LAP TIME	MPH	DIFF	TIME OF DAY	
1 -	OUTLAP	86.3	50.087	78.3	25.642	114.5	1:54.629	76.41	11.663	17:56:52.564	
2 -	34.220	87.8	48.148	82.6	25.307	114.9	1:47.675	81.35	4.709	17:58:40.239	
3 -	33.286	89.4	46.533	81.3	24.813	115.5	1:44.632	83.72	1.666	18:00:24.871	
4 -	33.043	91.0	47.671	84.5	25.869	113.3	1:46.583	82.18	3.617	18:02:11.454	
5 -	33.113	90.1	46.867	82.6	24.851	113.9	1:44.831	83.56	1.865	18:03:56.285	
6 -	32.585	92.9	46.285	83.7	24.840	107.0	1:43.710	84.46	0.744	18:05:39.995	
7 -	32.901	94.6	45.529	87.8	25.009	116.3	1:43.439 (3)	84.68	0.473	18:07:23.434	
8 -	32.427	92.9	46.152	82.0	24.601	115.3	1:43.180 (2)	84.89	0.214	18:09:06.614	
9 -	32.260	94.3	45.836	83.2	24.870	115.1	1:42.966 (1)	85.07		18:10:49.580	
10 -	32.331	93.9	46.285	83.9	25.715	115.9	1:44.331	83.96	1.365	18:12:33.911	

P22 31		Matthew WILSON					Golf				
IDEAL LAP TIME : 1:42.777		BEST LAP TIME : 1:43.047					DIFFERENCE : 0.270				
LAP	SECTOR 1	SECTOR 2			SECTOR 3		LAP TIME	MPH	DIFF	TIME OF DAY	
1 -	OUTLAP	78.9	54.952	78.7	27.495	104.6	2:03.376	71.00	20.329	17:57:28.788	
2 -	35.826	82.4	54.015	63.4	26.302	106.6	1:56.143	75.42	13.096	17:59:24.931	
3 -	34.799	86.0	49.624	81.0	26.127	106.5	1:50.550	79.23	7.503	18:01:15.481	
4 -	32.646	87.9	48.078	85.7	25.408	107.2	1:46.132	82.53	3.085	18:03:01.613	
5 -	32.348	88.7	47.228	88.5	25.155	101.9	1:44.731	83.64	1.684	18:04:46.344	
6 -	32.587	86.4	46.579	87.7	24.700	107.2	1:43.866 (3)	84.33	0.819	18:06:30.210	
7 -	32.546	87.2	47.122	87.9	25.025	106.8	1:44.693	83.67	1.646	18:08:14.903	
8 -	33.424	88.1	46.831	88.8	24.957	106.1	1:45.212	83.25	2.165	18:10:00.115	
9 -	32.005	89.1	46.507	88.4	25.443	106.1	1:43.955	84.26	0.908	18:11:44.070	
10 -	32.172	88.6	46.181	89.0	24.956	107.0	1:43.309 (2)	84.79	0.262	18:13:27.379	
11 -	31.896	88.6	46.304	90.4	24.847	110.7	1:43.047 (1)	85.00		18:15:10.426	

P23 50		Darrelle WILSON					Scirocco				
IDEAL LAP TIME : 1:43.190		BEST LAP TIME : 1:43.395					DIFFERENCE : 0.205				
LAP	SECTOR 1	SECTOR 2			SECTOR 3		LAP TIME	MPH	DIFF	TIME OF DAY	
1 -	OUTLAP	75.6	54.944	73.9	27.171	111.6	2:02.617	71.44	19.222	17:57:29.661	
2 -	35.590	85.7	50.415	81.1	25.213	112.9	1:51.218	78.76	7.823	17:59:20.879	
3 -	33.560	85.3	46.763	84.8	25.335	114.1	1:45.658	82.90	2.263	18:01:06.537	
4 -	33.522	85.4	47.207	84.6	24.493	113.5	1:45.222 (3)	83.25	1.827	18:02:51.759	
5 -	33.093	88.8	46.700	82.6	24.384	114.5	1:44.177 (2)	84.08	0.782	18:04:35.936	
6 -	32.585	91.9	46.221	85.1	24.589	112.5	1:43.395 (1)	84.72		18:06:19.331	
7 -	33.278	86.0	46.384	81.5	25.776	113.3	1:45.438	83.08	2.043	18:08:04.769	

P24 40		Simon TOMLINSON					Golf				
IDEAL LAP TIME : 1:43.176		BEST LAP TIME : 1:43.505					DIFFERENCE : 0.329				
LAP	SECTOR 1	SECTOR 2			SECTOR 3		LAP TIME	MPH	DIFF	TIME OF DAY	
1 -	OUTLAP	81.8	54.371	76.0	27.174	107.2	2:03.420	70.97	19.915	17:57:23.013	
2 -	35.534	86.5	48.971	76.8	25.739	111.1	1:50.244	79.45	6.739	17:59:13.257	
3 -	34.219	87.6	48.524	81.1	25.206	112.4	1:47.949	81.14	4.444	18:01:01.206	
4 -	34.171	79.3	47.483	86.0	25.707	111.8	1:47.361	81.59	3.856	18:02:48.567	
5 -	34.020	83.2	47.015	85.3	25.184	112.7	1:46.219	82.46	2.714	18:04:34.786	
6 -	33.161	89.4	47.681	79.5	25.306	112.4	1:46.148	82.52	2.643	18:06:20.934	
7 -	33.851	83.6	46.724	80.6	24.901	113.1	1:45.476	83.05	1.971	18:08:06.410	
8 -	32.800	90.1	46.825	84.0	24.803	113.1	1:44.428	83.88	0.923	18:09:50.838	
9 -	32.743	90.5	46.145	85.5	24.691	113.5	1:43.579 (2)	84.57	0.074	18:11:34.417	
10 -	32.691	90.1	46.762	85.3	24.496	113.5	1:43.949 (3)	84.27	0.444	18:13:18.366	
11 -	32.649	90.4	46.031	86.4	24.825	114.1	1:43.505 (1)	84.63		18:15:01.871	

P25 7		Paul DEHADRAY					Scirocco				
IDEAL LAP TIME : 1:43.897		BEST LAP TIME : 1:44.001					DIFFERENCE : 0.104				
LAP	SECTOR 1	SECTOR 2			SECTOR 3		LAP TIME	MPH	DIFF	TIME OF DAY	
1 -	OUTLAP	83.9	50.833	74.7	28.081	109.8	1:58.277	74.06	14.276	17:56:45.402	

Weather / Track : Cloudy / Dry

Brands Hatch GP
Circuit Length = 2.4332 miles
Start: 17:54 Flag 18:14 End: 18:16

Milltek Sport Volkswagen Racing Cup

QUALIFYING - RACE 8 - ROUND 11 - SECTOR ANALYSIS

SECTOR 1 = FL to I1, SECTOR 2 = I1 to I2, SECTOR 3 = I2 to FL, DIFF = Difference To Personal Best Lap

2 -	35.582	84.5	49.657	80.5	26.039	111.8	1:51.278	78.72	7.277	17:58:36.680
3 -	34.112	84.5	48.204	82.9	25.347	112.5	1:47.663	81.36	3.662	18:00:24.343
4 -	33.320	87.2	47.481	85.9	25.803	112.0	1:46.604	82.17	2.603	18:02:10.947
5 -	33.065	87.7	48.128	84.8	25.274	114.1	1:46.467	82.27	2.466	18:03:57.414
6 -	33.188	88.4	47.016	87.4	25.050	113.7	1:45.254	83.22	1.253	18:05:42.668
7 -	32.884	87.4	46.119	87.4	24.998	113.9	1:44.001 (1)	84.22		18:07:26.669
8 -	32.780	87.6	46.596	86.9	25.222	113.1	1:44.598 (2)	83.74	0.597	18:09:11.267
9 -	33.323	87.0	46.480	86.0	25.621	112.4	1:45.424	83.09	1.423	18:10:56.691
10 -	33.717	88.3	46.499	85.4	26.152	112.9	1:46.368	82.35	2.367	18:12:43.059
11 -	33.707	87.4	46.436	89.2	25.036	113.9	1:45.179	83.28	1.178	18:14:28.238
12 -	32.887	88.0	46.629	88.5	25.109	113.3	1:44.625 (3)	83.72	0.624	18:16:12.863

P26	69	Mark CLYNES				Scirocco				
IDEAL LAP TIME : 1:44.017		BEST LAP TIME : 1:44.550				DIFFERENCE : 0.533				

LAP	SECTOR 1	SECTOR 2	SECTOR 3	LAP TIME	MPH	DIFF	TIME OF DAY			
1 -	OUTLAP	86.3	50.277	78.4	26.847	110.5	1:55.599	75.77	11.049	17:56:32.789
2 -	34.002	88.1	48.256	79.7	25.581	114.1	1:47.839	81.23	3.289	17:58:20.628
3 -	33.110	88.8	48.018	80.5	25.419	114.1	1:46.547	82.21	1.997	18:00:07.175
4 -	32.969	88.5	47.570	81.7	25.270	114.1	1:45.809	82.78	1.259	18:01:52.984
5 -	32.567	89.7	47.473	81.6	25.469	114.3	1:45.509 (2)	83.02	0.959	18:03:38.493
6 -	33.149	91.3	47.036	83.6	25.581	114.3	1:45.766 (3)	82.82	1.216	18:05:24.259
7 -	33.569	90.6	46.955	81.9	25.314	114.5	1:45.838	82.76	1.288	18:07:10.097
8 -	33.100	90.1	46.449	83.2	25.001	114.3	1:44.550 (1)	83.78		18:08:54.647
9 -	32.823	88.5	47.685	81.8	25.301	112.0	1:45.809	82.78	1.259	18:10:40.456
10 -	33.782	89.2	47.650	81.3	26.502	112.9	1:47.934	81.15	3.384	18:12:28.390
11 -	33.454	89.4	47.298	79.5	25.626	113.5	1:46.378	82.34	1.828	18:14:14.768
12 -	33.571	89.3	47.131	83.5	25.503	108.7	1:46.205	82.48	1.655	18:16:00.973

P27	20	Damani MARCANO				Golf				
IDEAL LAP TIME : 1:45.212		BEST LAP TIME : 1:46.869				DIFFERENCE : 1.657				

LAP	SECTOR 1	SECTOR 2	SECTOR 3	LAP TIME	MPH	DIFF	TIME OF DAY			
1 -	OUTLAP	78.8	51.993	83.6	27.239	112.5	1:58.554	73.88	11.685	17:56:50.617
2 -	34.277	87.4	51.833	77.4	26.160	113.9	1:52.270	78.02	5.401	17:58:42.887
3 -	34.672	87.8	51.835	80.5	25.857	109.2	1:52.364	77.95	5.495	18:00:35.251
4 -	34.971	76.4	49.301	77.7	26.516	100.3	1:50.788	79.06	3.919	18:02:26.039
5 -	33.917	89.5	47.837	82.4	25.115	113.3	1:46.869 (1)	81.96		18:04:12.908
6 -	33.167	91.1	49.658	81.7	25.435	114.1	1:48.260	80.91	1.391	18:06:01.168
7 -	33.409	88.5	48.812	80.7	25.555	113.3	1:47.776	81.27	0.907	18:07:48.944
8 -	32.456	90.4	50.631	82.4	25.547	113.9	1:48.634	80.63	1.765	18:09:37.578
9 -	33.614	89.4	48.719	81.6	24.919	113.1	1:47.252	81.67	0.383	18:11:24.830
10 -	33.052	89.3	48.768	81.4	25.404	112.5	1:47.224 (3)	81.69	0.355	18:13:12.054
11 -	33.205	90.4	48.826	83.2	24.956	113.1	1:46.987 (2)	81.87	0.118	18:14:59.041

P28	92	Dan CLARK				Golf GTi				
IDEAL LAP TIME : 1:45.894		BEST LAP TIME : 1:47.168				DIFFERENCE : 1.274				

LAP	SECTOR 1	SECTOR 2	SECTOR 3	LAP TIME	MPH	DIFF	TIME OF DAY			
1 -	OUTLAP	79.5	1:17.280	66.0	29.038	98.9	2:29.070	58.76	41.902	17:57:41.323
2 -	36.058	77.6	50.993	77.6	26.054	102.6	1:53.105	77.44	5.937	17:59:34.428
3 -	34.128	80.9	49.892	79.4	26.284	101.6	1:50.304	79.41	3.136	18:01:24.732
4 -	33.755	81.4	48.349	81.6	25.513	102.7	1:47.617 (2)	81.39	0.449	18:03:12.349
5 -	33.911	81.1	48.282	69.6	26.101	103.7	1:48.294	80.88	1.126	18:05:00.643
6 -	34.031	80.8	48.550	83.6	IN PIT		3:43.012 P	39.27	1:55.844	18:08:43.655
7 -	OUTLAP	80.6	50.566	83.3	26.032	103.5	1:55.523	75.82	8.355	18:10:39.178
8 -	33.268	83.7	50.419	81.7	26.128	103.2	1:49.815	79.76	2.647	18:12:28.993
9 -	33.336	82.8	48.951	82.7	25.711	104.2	1:47.998 (3)	81.11	0.830	18:14:16.991
10 -	32.916	84.5	47.465	83.8	26.787	101.2	1:47.168 (1)	81.73		18:16:04.159

Weather / Track : Cloudy / Dry

Brands Hatch GP

Circuit Length = 2.4332 miles

Start: 17:54 Flag 18:14 End: 18:16

Milltek Sport Volkswagen Racing Cup

QUALIFYING - RACE 8 - ROUND 11 - BEST SPEEDS

POS	INTERMEDIATE 1			INTERMEDIATE 2			FINISH LINE		
	NO	NAME	MPH	NO	NAME	MPH	NO	NAME	MPH
1	51	ANDREWS	95.3	1	FULBROOK	95.8	51	ANDREWS	116.3
2	24	RUDD	94.2	33	ORROCK	94.5	68	EDWARDS	115.9
3	98	BARRABLE	93.9	3	HOUSE	93.8	6	SUTTON	115.5
4	99	WALKER-TULLY	93.4	9	MCMILLAN	92.9	33	ORROCK	115.3
5	6	SUTTON	92.9	8	MASON	92.5	3	HOUSE	115.1
6	9	MCMILLAN	92.9	19	THOMPSON	92.5	17	SNAYLAM	115.1
7	16	TILLET	92.8	68	EDWARDS	91.9	8	MASON	114.9
8	68	EDWARDS	92.8	99	WALKER-TULLY	91.6	4	ONSLow-COLE	114.7
9	8	MASON	92.6	6	SUTTON	91.5	9	MCMILLAN	114.7
10	66	LITTLER	92.5	98	BARRABLE	91.3	66	LITTLER	114.7
11	2	EWING	92.0	16	TILLET	91.1	69	CLYNES	114.5
12	12	EPPS	92.0	4	ONSLow-COLE	90.9	43	MOFFAT	114.5
13	22	FULLER	92.0	22	FULLER	90.9	50	WILSON	114.5
14	43	MOFFAT	92.0	12	EPPS	90.4	7	DEHADRAY	114.1
15	50	WILSON	91.9	31	WILSON	90.4	12	EPPS	114.1
16	19	THOMPSON	91.8	7	DEHADRAY	89.2	20	MARCANO	114.1
17	4	ONSLow-COLE	91.4	66	LITTLER	89.2	40	TOMLINSON	114.1
18	69	CLYNES	91.3	43	MOFFAT	88.4	2	EWING	113.7
19	1	FULBROOK	91.1	17	SNAYLAM	88.3	24	RUDD	113.7
20	20	MARCANO	91.1	2	EWING	88.1	22	FULLER	113.5
21	3	HOUSE	90.9	51	ANDREWS	87.8	98	BARRABLE	113.1
22	33	ORROCK	90.8	40	TOMLINSON	86.4	16	TILLET	112.9
23	40	TOMLINSON	90.5	24	RUDD	86.3	99	WALKER-TULLY	112.9
24	17	SNAYLAM	90.4	50	WILSON	85.1	19	THOMPSON	112.7
25	31	WILSON	89.1	92	CLARK	83.8	1	FULBROOK	112.2
26	7	DEHADRAY	88.4	20	MARCANO	83.6	31	WILSON	110.7
27	92	CLARK	84.5	69	CLYNES	83.6	92	CLARK	104.2
28									

Weather / Track : Cloudy / Dry

Results can be found at www.tsl-timing.com

Brands Hatch GP

Circuit Length = 2.4332 miles

Start: 17:54 Flag 18:14 End: 18:16

Printed - 18:22 Saturday, 01 August 2015

Milltek Sport Volkswagen Racing Cup

QUALIFYING - RACE 8 - ROUND 11 - BEST SECTORS

SECTOR 1			SECTOR 2			SECTOR 3			IDEAL / BEST COMPARISON						
POS	NO	NAME	TIME	NO	NAME	TIME	NO	NAME	TIME	POS	NO	NAME	IDEAL	BEST	DIFF
													PERFECT LAP	1:38.868	
1	4	ONSLow-COLE	31.072	4	ONSLow-COLE	43.981	3	HOUSE	23.815	1	4	ONSLow-COLE	1:38.965	1:38.994	0.029
2	22	FULLER	31.110	1	FULBROOK	44.044	8	MASON	23.859	2	3	HOUSE	1:39.559	1:39.714	0.155
3	33	ORROCK	31.164	9	MCMILLAN	44.112	4	ONSLow-COLE	23.912	3	8	MASON	1:39.624	1:39.762	0.138
4	3	HOUSE	31.211	8	MASON	44.321	33	ORROCK	23.979	4	33	ORROCK	1:39.687	1:39.917	0.230
5	43	MOFFAT	31.223	6	SUTTON	44.447	19	THOMPSON	24.015	5	1	FULBROOK	1:39.747	1:40.094	0.347
6	98	BARRABLE	31.226	3	HOUSE	44.533	98	BARRABLE	24.046	6	6	SUTTON	1:39.833	1:40.109	0.276
7	19	THOMPSON	31.293	33	ORROCK	44.544	6	SUTTON	24.064	7	22	FULLER	1:39.855	1:40.050	0.195
8	6	SUTTON	31.322	19	THOMPSON	44.569	22	FULLER	24.083	8	19	THOMPSON	1:39.877	1:39.877	0.000
9	1	FULBROOK	31.349	12	EPPS	44.581	24	RUDD	24.093	9	9	MCMILLAN	1:40.004	1:40.292	0.288
10	12	EPPS	31.398	22	FULLER	44.662	12	EPPS	24.158	10	98	BARRABLE	1:40.039	1:40.118	0.079
11	8	MASON	31.444	68	EDWARDS	44.748	43	MOFFAT	24.180	11	12	EPPS	1:40.137	1:40.321	0.184
12	24	RUDD	31.539	98	BARRABLE	44.767	9	MCMILLAN	24.236	12	43	MOFFAT	1:40.471	1:40.625	0.154
13	99	WALKER-TULLY	31.551	99	WALKER-TULLY	44.791	17	SNAYLAM	24.256	13	24	RUDD	1:40.543	1:40.693	0.150
14	68	EDWARDS	31.551	24	RUDD	44.911	99	WALKER-TULLY	24.260	14	99	WALKER-TULLY	1:40.602	1:40.943	0.341
15	9	MCMILLAN	31.656	43	MOFFAT	45.068	66	LITTLER	24.334	15	68	EDWARDS	1:40.671	1:40.852	0.181
16	31	WILSON	31.896	66	LITTLER	45.238	1	FULBROOK	24.354	16	66	LITTLER	1:41.539	1:42.161	0.622
17	66	LITTLER	31.967	17	SNAYLAM	45.398	68	EDWARDS	24.372	17	17	SNAYLAM	1:41.670	1:41.790	0.120
18	17	SNAYLAM	32.016	2	EWING	45.517	50	WILSON	24.384	18	51	ANDREWS	1:42.179	1:42.966	0.787
19	16	TILLET	32.024	51	ANDREWS	45.529	40	TOMLINSON	24.496	19	16	TILLET	1:42.263	1:42.763	0.500
20	51	ANDREWS	32.049	16	TILLET	45.622	51	ANDREWS	24.601	20	2	EWING	1:42.298	1:42.298	0.000
21	2	EWING	32.145	40	TOMLINSON	46.031	16	TILLET	24.617	21	31	WILSON	1:42.777	1:43.047	0.270
22	20	MARCANO	32.456	7	DEHADRAY	46.119	2	EWING	24.636	22	40	TOMLINSON	1:43.176	1:43.505	0.329
23	69	CLYNES	32.567	31	WILSON	46.181	31	WILSON	24.700	23	50	WILSON	1:43.190	1:43.395	0.205
24	50	WILSON	32.585	50	WILSON	46.221	20	MARCANO	24.919	24	7	DEHADRAY	1:43.897	1:44.001	0.104
25	40	TOMLINSON	32.649	69	CLYNES	46.449	7	DEHADRAY	24.998	25	69	CLYNES	1:44.017	1:44.550	0.533
26	7	DEHADRAY	32.780	92	CLARK	47.465	69	CLYNES	25.001	26	20	MARCANO	1:45.212	1:46.869	1.657
27	92	CLARK	32.916	20	MARCANO	47.837	92	CLARK	25.513	27	92	CLARK	1:45.894	1:47.168	1.274
28										28	46	CRISTOFARO		1:42.030	

Weather / Track : Cloudy / Dry

Results can be found at www.tsl-timing.com

Brands Hatch GP

Circuit Length = 2.4332 miles

Start: 17:54 Flag 18:14 End: 18:16

Printed - 18:21 Saturday, 01 August 2015

Milltek Sport Volkswagen Racing Cup RACE 8 - ROUND 11 - GRID (20 minutes)

ROW 14		27	1:46.869	20 Damani MARCANO	28	1:47.168	92 Dan CLARK
ROW 13	25	1:44.001	7 Paul DEHADRAY	26	1:44.550	69 Mark CLYNES	
ROW 12		23	1:43.395	50 Darrelle WILSON	24	1:43.505	40 Simon TOMLINSON
ROW 11	21	1:42.966	51 Simon ANDREWS	22	1:43.047	31 Matthew WILSON	
ROW 10		19	1:42.298	2 Graham EWING	20	1:42.763	16 Laura TILLET
ROW 9	17	1:42.030	46 Nick CRISTOFARO	18	1:42.161	66 Pete LITTLER	
ROW 8		15	1:40.943	99 Jack WALKER-TULLY	16	1:41.790	17 Tim SNAYLAM
ROW 7	13	1:40.693	24 Simon RUDD	14	1:40.852	68 Sam EDWARDS	
ROW 6		11	1:40.321	12 Michael EPPS	12	1:40.625	43 Aiden MOFFAT
ROW 5	9	1:40.118	98 Robert BARRABLE	10	1:40.292	9 Joe MCMILLAN	
ROW 4		7	1:40.094	1 Joe FULBROOK	8	1:40.109	6 David SUTTON
ROW 3	5	1:39.917	33 Lucas ORROCK	6	1:40.050	22 Howard FULLER	
ROW 2		3	1:39.762	8 Aaron MASON	4	1:39.877	19 Bobby THOMPSON
ROW 1	1	1:38.994	4 Tom ONSLOW-COLE	2	1:39.714	3 Phil HOUSE	
Pole							

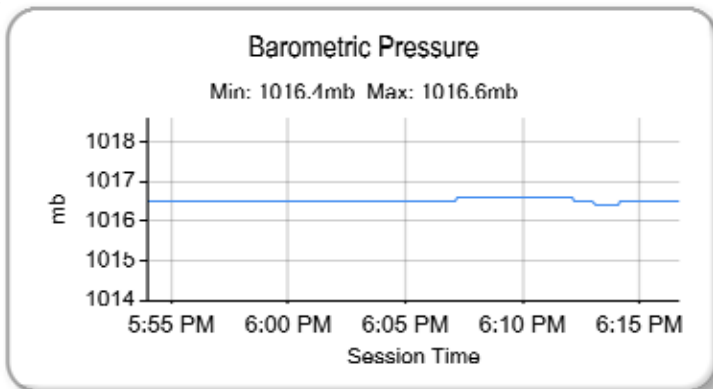
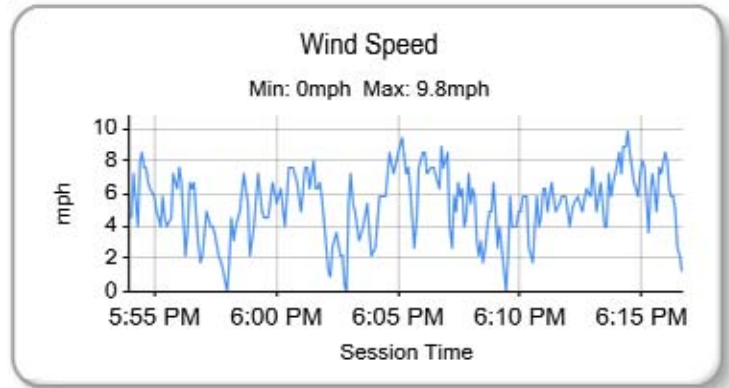
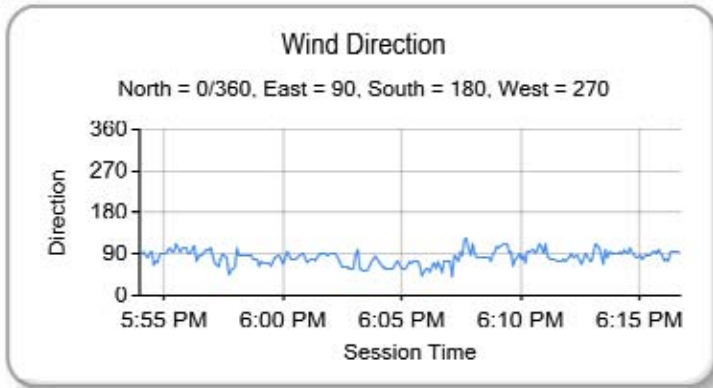
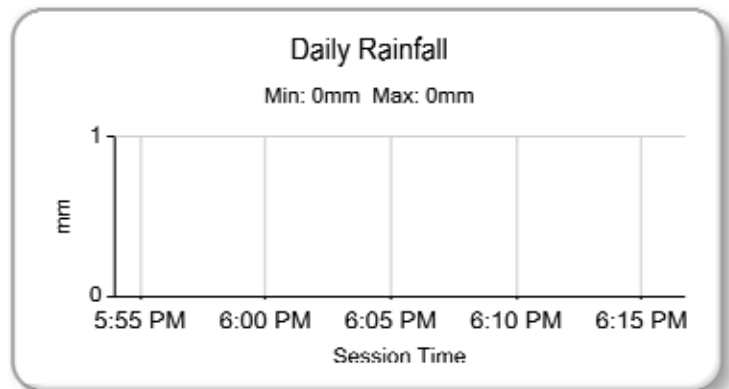
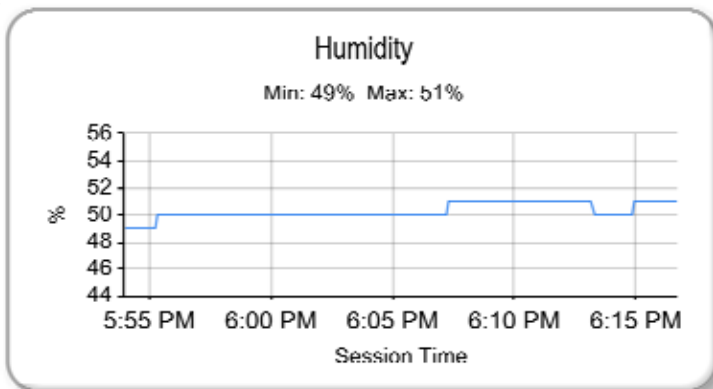
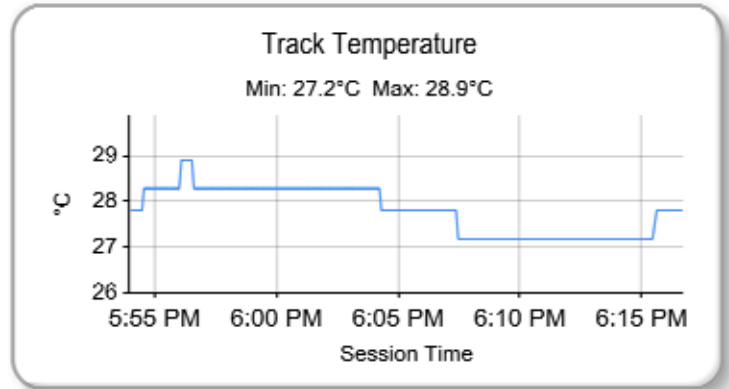
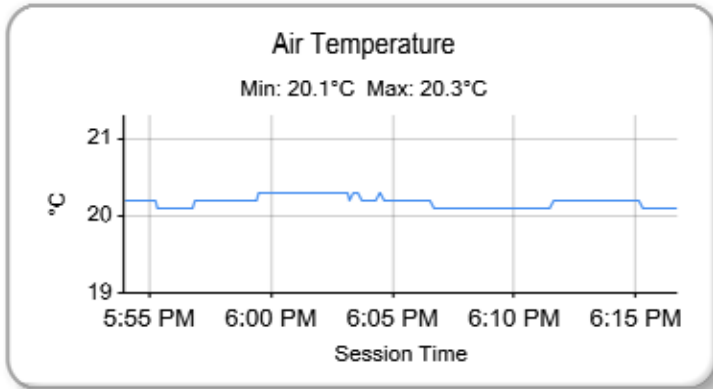
Brands Hatch GP
Circuit Length = 2.4332 miles

These results are provisional until the conclusion of any judicial and technical matters.

Clerk Of Course :		Timekeeper :	
-------------------	--	--------------	--

Milltek Sport Volkswagen Racing Cup

QUALIFYING - RACE 8 - ROUND 11 - WEATHER CONDITIONS



Weather / Track : Cloudy / Dry

Results can be found at www.tsl-timing.com

Brands Hatch GP
Circuit Length = 2.4332 miles
Start: 17:54 Flag 18:14 End: 18:16

Printed - 18:26 Saturday, 01 August 2015

Milltek Sport Volkswagen Racing Cup

RACE 8 - ROUND 11 - CLASSIFICATION

POS	NO	NAME	ENTRY	LAPS	TIME	GAP	DIFF	MPH	BEST	ON
1	8	Aaron MASON	Scirocco - AWM Motorsport	11	21:07.988			75.99	1:39.803	3
2	3	Phil HOUSE	Scirocco - PH Motorsport	11	21:08.638	0.650	0.650	75.95	1:39.777	3
3	4	Tom ONSLOW-COLE	Scirocco - Milltek Sport/KPM	11	21:08.967	0.979	0.329	75.93	1:39.973	6
4	33	Lucas ORROCK	Scirocco - Milltek Sport	11	21:09.127	1.139	0.160	75.92	1:39.822	5
5	22	Howard FULLER	Golf - Team Hard Racing	11	21:10.228	2.240	1.101	75.85	1:40.180	4
6	12	Michael EPPS	Golf - Team Hard Racing	11	21:10.337	2.349	0.109	75.85	1:40.062	3
7	98	Robert BARRABLE	Golf - THM Motorsport	11	21:10.727	2.739	0.390	75.82	1:40.015	3
8	9	Joe MCMILLAN	Scirocco - Cobra Engineering	11	21:10.786	2.798	0.059	75.82	1:39.728	3
9	1	Joe FULBROOK	Golf - AWM/Safe & Sound	11	21:13.595	5.607	2.809	75.65	1:39.748	3
10	68	Sam EDWARDS	Passat - Team Hard Racing	11	21:13.901	5.913	0.306	75.64	1:40.928	11
11	19	Bobby THOMPSON	Golf - Team Hard Racing	11	21:14.976	6.988	1.075	75.57	1:39.837	5
12	24	Simon RUDD	Golf - Team Hard Racing	11	21:16.190	8.202	1.214	75.50	1:41.168	3
13	6	David SUTTON	Scirocco - Slidesports	11	21:18.042	10.054	1.852	75.39	1:40.194	3
14	66	Pete LITTLER	Scirocco - JW Bird Motorsport	11	21:18.695	10.707	0.653	75.35	1:42.900	11
15	17	Tim SNAYLAM	Scirocco - AWM Motorsport	11	21:18.867	10.879	0.172	75.34	1:42.686	11
16	31	Matthew WILSON	Golf - Complete Racing	11	21:21.183	13.195	2.316	75.21	1:43.190	6
17	40	Simon TOMLINSON	Golf - AWM Motorsport	11	21:21.816	13.828	0.633	75.17	1:43.134	11
18	16	Laura TILLET	Golf - Slidesports	11	21:22.937	14.949	1.121	75.10	1:43.633	11
19	7	Paul DEHADRAY	Scirocco - JW Bird Motorsport	11	21:24.646	16.658	1.709	75.00	1:44.345	11
20	69	Mark CLYNES	Scirocco - JW Bird Motorsport	11	21:25.584	17.596	0.938	74.95	1:44.792	11
21	20	Damani MARCANO	Golf - Team Hard Racing	11	22:32.065	1:24.077	1:06.481	71.26	1:48.058	6

NOT CLASSIFIED

DNF	43	Aiden MOFFAT	Golf - Team Hard Racing	10	19:30.365	1 Lap	1 Lap	74.84	1:41.279	3
DNF	2	Graham EWING	Golf - Slidesports	8	16:05.912	3 Laps	2 Laps	72.55	1:44.449	4
DNF	51	Simon ANDREWS	Golf - AWM/Safe & Sound	5	8:59.343	6 Laps	3 Laps	81.20	1:45.013	4
DNF	50	Darrelle WILSON	Scirocco -	3	6:35.838	8 Laps	2 Laps	66.38	1:46.058	2
DNF	99	Jack WALKER-TULLY	Scirocco - Cooke & Mason	1	1:52.904	10 Laps	2 Laps	77.58	1:52.904	1
DNF	92	Dan CLARK	Golf GTi -	0						

FASTEST LAP

9	Joe MCMILLAN	Scirocco - Cobra Engineering	3	1:39.728	87.83 mph	141.36 kph
---	--------------	------------------------------	---	----------	-----------	------------

Weather / Track : Bright / Dry

These results are provisional until the conclusion of any judicial and technical matters.

Brands Hatch GP

Circuit Length = 2.4332 miles

Start: 12:05 Flag 12:26 End: 12:27

Clerk Of Course :	Timekeeper :
-------------------	--------------

Milltek Sport Volkswagen Racing Cup

RACE 8 - ROUND 11 - SECTOR ANALYSIS

SECTOR 1 = FL to I1, SECTOR 2 = I1 to I2, SECTOR 3 = I2 to FL, DIFF = Difference To Personal Best Lap

P1		8		Aaron MASON		Scirocco - AWM Motorsport					
IDEAL LAP TIME : 1:39.746		BEST LAP TIME : 1:39.803		DIFFERENCE : 0.057							
LAP	SECTOR 1	SECTOR 2	SECTOR 3	LAP TIME	MPH	DIFF	TIME OF DAY				
1 -		91.5	45.569	89.9	24.006	112.9	1:48.570	80.68	8.767	12:06:55.675	
2 -	31.769	92.5	44.498	89.7	23.987	112.9	1:40.254 (3)	87.37	0.451	12:08:35.929	
3 -	31.320	92.4	44.555	90.3	23.928	113.5	1:39.803 (1)	87.77		12:10:15.732	
4 -	31.430	92.5	44.741	90.3	24.024	113.1	1:40.195 (2)	87.42	0.392	12:11:55.927	
5 -	31.471	92.4	44.859	87.6	23.967	113.5	1:40.297	87.33	0.494	12:13:36.224	
6 -	31.378	92.3	44.877	90.4	24.090	113.3	1:40.345	87.29	0.542	12:15:16.569	
7 -	31.626	92.5	45.518	66.3	40.324	45.3	1:57.468	74.57	17.665	12:17:14.037	
8 -	54.347	57.7	1:08.316	57.8	35.060	66.2	2:37.723	55.53	57.920	12:19:51.760	
9 -	43.414	63.4	1:05.133	62.3	35.064	75.4	2:23.611	60.99	43.808	12:22:15.371	
10 -	44.156	58.7	1:02.096	63.4	32.100	112.2	2:18.352	63.31	38.549	12:24:33.723	
11 -	32.202	91.6	44.921	87.0	24.247	112.7	1:41.370	86.41	1.567	12:26:15.093	

P2		3		Phil HOUSE		Scirocco - PH Motorsport					
IDEAL LAP TIME : 1:39.634		BEST LAP TIME : 1:39.777		DIFFERENCE : 0.143							
LAP	SECTOR 1	SECTOR 2	SECTOR 3	LAP TIME	MPH	DIFF	TIME OF DAY				
1 -		90.9	46.531	91.4	24.190	113.9	1:49.433	80.04	9.656	12:06:56.538	
2 -	31.289	92.3	44.664	91.5	23.880	114.7	1:39.833 (2)	87.74	0.056	12:08:36.371	
3 -	31.332	92.3	44.512	91.3	23.933	114.7	1:39.777 (1)	87.79		12:10:16.148	
4 -	31.364	92.4	45.035	89.4	24.040	113.9	1:40.439	87.21	0.662	12:11:56.587	
5 -	31.242	92.4	44.713	88.4	23.970	114.9	1:39.925 (3)	87.66	0.148	12:13:36.512	
6 -	31.353	92.4	44.876	88.7	24.065	114.3	1:40.294	87.34	0.517	12:15:16.806	
7 -	31.636	91.9	45.687	65.1	40.990	46.0	1:58.313	74.03	18.536	12:17:15.119	
8 -	54.175	58.6	1:08.100	58.8	35.162	68.5	2:37.437	55.64	57.660	12:19:52.556	
9 -	43.241	66.4	1:05.373	62.7	35.082	74.0	2:23.696	60.96	43.919	12:22:16.252	
10 -	44.053	55.0	1:02.039	60.6	31.582	110.7	2:17.674	63.62	37.897	12:24:33.926	
11 -	32.284	91.5	45.188	92.4	24.345	112.5	1:41.817	86.03	2.040	12:26:15.743	

P3		4		Tom ONSLOW-COLE		Scirocco - Milltek Sport/KPM					
IDEAL LAP TIME : 1:39.811		BEST LAP TIME : 1:39.973		DIFFERENCE : 0.162							
LAP	SECTOR 1	SECTOR 2	SECTOR 3	LAP TIME	MPH	DIFF	TIME OF DAY				
1 -		91.0	46.383	87.1	24.593	113.9	1:50.180	79.50	10.207	12:06:57.285	
2 -	31.447	90.9	44.611	88.7	24.061	114.1	1:40.119	87.49	0.146	12:08:37.404	
3 -	31.415	90.9	44.693	88.3	24.159	113.1	1:40.267	87.36	0.294	12:10:17.671	
4 -	31.261	90.9	44.840	91.0	23.964	113.9	1:40.065 (3)	87.54	0.092	12:11:57.736	
5 -	31.251	90.5	44.641	90.1	24.129	113.7	1:40.021 (2)	87.58	0.048	12:13:37.757	
6 -	31.236	90.8	44.706	90.6	24.031	113.5	1:39.973 (1)	87.62		12:15:17.730	
7 -	31.416	90.8	45.454	64.1	41.165	46.7	1:58.035	74.21	18.062	12:17:15.765	
8 -	54.466	53.2	1:07.741	57.5	34.989	67.7	2:37.196	55.72	57.223	12:19:52.961	
9 -	43.577	68.5	1:05.474	63.2	34.691	75.9	2:23.742	60.94	43.769	12:22:16.703	
10 -	44.210	55.4	1:01.954	61.7	31.341	112.4	2:17.505	63.70	37.532	12:24:34.208	
11 -	32.364	90.1	45.056	83.2	24.444	115.5	1:41.864	85.99	1.891	12:26:16.072	

P4		33		Lucas ORROCK		Scirocco - Milltek Sport					
IDEAL LAP TIME : 1:39.659		BEST LAP TIME : 1:39.822		DIFFERENCE : 0.163							
LAP	SECTOR 1	SECTOR 2	SECTOR 3	LAP TIME	MPH	DIFF	TIME OF DAY				
1 -		90.3	46.067	86.4	24.720	114.3	1:51.550	78.52	11.728	12:06:58.655	
2 -	31.629	91.1	45.029	90.3	23.872	116.5	1:40.530	87.13	0.708	12:08:39.185	
3 -	31.593	91.6	44.661	90.0	23.836	117.5	1:40.090 (3)	87.51	0.268	12:10:19.275	
4 -	31.295	90.6	44.624	90.6	24.003	114.5	1:39.922 (2)	87.66	0.100	12:11:59.197	
5 -	31.371	91.0	44.528	90.4	23.923	115.5	1:39.822 (1)	87.75		12:13:39.019	
6 -	31.890	91.0	44.789	90.1	23.972	114.3	1:40.651	87.03	0.829	12:15:19.670	
7 -	31.377	91.6	44.857	77.2	40.565	46.6	1:56.799	74.99	16.977	12:17:16.469	
8 -	54.600	49.6	1:07.536	54.5	34.896	65.6	2:37.032	55.78	57.210	12:19:53.501	
9 -	44.126	62.8	1:05.040	60.1	34.600	75.1	2:23.766	60.93	43.944	12:22:17.267	
10 -	44.349	55.0	1:01.743	58.9	30.985	115.3	2:17.077	63.90	37.255	12:24:34.344	
11 -	32.402	91.4	45.104	86.1	24.382	115.3	1:41.888	85.97	2.066	12:26:16.232	

Weather / Track : Bright / Dry

Brands Hatch GP

Circuit Length = 2.4332 miles

Start: 12:05 Flag 12:26 End: 12:27

Milltek Sport Volkswagen Racing Cup

RACE 8 - ROUND 11 - SECTOR ANALYSIS

SECTOR 1 = FL to I1, SECTOR 2 = I1 to I2, SECTOR 3 = I2 to FL, DIFF = Difference To Personal Best Lap

P5 22		Howard FULLER					Golf - Team Hard Racing				
IDEAL LAP TIME : 1:39.976		BEST LAP TIME : 1:40.180					DIFFERENCE : 0.204				
LAP	SECTOR 1		SECTOR 2		SECTOR 3		LAP TIME	MPH	DIFF	TIME OF DAY	
1 -		89.7	46.130	87.0	24.679	112.9	1:50.524	79.25	10.344	12:06:57.629	
2 -	31.591	92.0	44.765	86.4	24.100	112.4	1:40.456	87.20	0.276	12:08:38.085	
3 -	31.576	91.3	44.696	88.5	24.115	111.1	1:40.387 (3)	87.26	0.207	12:10:18.472	
4 -	31.387	91.9	44.634	90.1	24.159	111.2	1:40.180 (1)	87.44		12:11:58.652	
5 -	31.242	91.6	44.868	89.1	24.276	111.2	1:40.386 (2)	87.26	0.206	12:13:39.038	
6 -	32.242	91.1	44.942	89.0	24.313	110.1	1:41.497	86.30	1.317	12:15:20.535	
7 -	31.490	91.6	45.174	80.1	40.097	44.7	1:56.761	75.02	16.581	12:17:17.296	
8 -	54.478	54.1	1:07.636	52.9	34.680	66.9	2:36.794	55.86	56.614	12:19:54.090	
9 -	44.447	59.8	1:04.634	59.5	34.891	73.7	2:23.972	60.84	43.792	12:22:18.062	
10 -	44.210	54.6	1:01.678	60.8	30.887	112.9	2:16.775	64.04	36.595	12:24:34.837	
11 -	32.160	91.0	45.508	88.6	24.828	113.5	1:42.496	85.46	2.316	12:26:17.333	

P6 12		Michael EPPS					Golf - Team Hard Racing				
IDEAL LAP TIME : 1:39.876		BEST LAP TIME : 1:40.062					DIFFERENCE : 0.186				
LAP	SECTOR 1		SECTOR 2		SECTOR 3		LAP TIME	MPH	DIFF	TIME OF DAY	
1 -		89.2	46.289	82.0	24.442	113.5	1:51.899	78.28	11.837	12:06:59.004	
2 -	32.468	89.4	45.124	88.5	23.995	113.9	1:41.587	86.22	1.525	12:08:40.591	
3 -	31.492	92.3	44.511	90.8	24.059	113.5	1:40.062 (1)	87.54		12:10:20.653	
4 -	31.525	92.8	45.666	85.2	24.154	113.3	1:41.345	86.43	1.283	12:12:01.998	
5 -	31.476	92.5	44.477	89.4	24.122	110.7	1:40.075 (2)	87.53	0.013	12:13:42.073	
6 -	31.778	91.9	44.483	90.0	24.031	111.4	1:40.292 (3)	87.34	0.230	12:15:22.365	
7 -	31.404	92.3	44.809	89.9	39.324	46.4	1:55.537	75.81	15.475	12:17:17.902	
8 -	54.826	50.4	1:07.220	54.9	34.683	73.6	2:36.729	55.89	56.667	12:19:54.631	
9 -	44.538	54.5	1:04.425	63.3	34.989	69.6	2:23.952	60.85	43.890	12:22:18.583	
10 -	44.158	52.0	1:01.743	58.0	30.458	113.7	2:16.359	64.24	36.297	12:24:34.942	
11 -	32.279	91.6	45.425	88.3	24.796	112.5	1:42.500	85.46	2.438	12:26:17.442	

P7 98		Robert BARRABLE					Golf - THM Motorsport				
IDEAL LAP TIME : 1:39.721		BEST LAP TIME : 1:40.015					DIFFERENCE : 0.294				
LAP	SECTOR 1		SECTOR 2		SECTOR 3		LAP TIME	MPH	DIFF	TIME OF DAY	
1 -		90.6	46.204	83.5	24.435	113.9	1:51.557	78.52	11.542	12:06:58.662	
2 -	32.131	93.9	45.088	87.6	24.122	113.7	1:41.341	86.43	1.326	12:08:40.003	
3 -	31.485	93.5	44.510	88.7	24.020	113.5	1:40.015 (1)	87.58		12:10:20.018	
4 -	31.680	93.3	46.012	86.8	24.086	112.2	1:41.778	86.06	1.763	12:12:01.796	
5 -	31.191	93.4	44.734	88.6	24.413	110.3	1:40.338 (2)	87.30	0.323	12:13:42.134	
6 -	31.808	92.6	44.972	88.4	24.179	111.8	1:40.959 (3)	86.76	0.944	12:15:23.093	
7 -	31.349	93.4	45.600	80.2	39.451	40.4	1:56.400	75.25	16.385	12:17:19.493	
8 -	54.639	54.2	1:06.332	50.0	34.743	65.5	2:35.714	56.25	55.699	12:19:55.207	
9 -	45.237	54.6	1:04.077	53.7	35.051	72.0	2:24.365	60.67	44.350	12:22:19.572	
10 -	44.438	50.4	1:01.133	66.8	30.178	111.4	2:15.749	64.52	35.734	12:24:35.321	
11 -	32.067	91.8	45.497	86.4	24.947	109.6	1:42.511	85.45	2.496	12:26:17.832	

P8 9		Joe MCMILLAN					Scirocco - Cobra Engineering				
IDEAL LAP TIME : 1:39.728		BEST LAP TIME : 1:39.728					DIFFERENCE : 0.000				
LAP	SECTOR 1		SECTOR 2		SECTOR 3		LAP TIME	MPH	DIFF	TIME OF DAY	
1 -		91.8	46.179	84.2	24.799	114.3	1:52.473	77.88	12.745	12:06:59.578	
2 -	31.978	93.3	45.489	90.5	24.113	115.1	1:41.580	86.23	1.852	12:08:41.158	
3 -	31.377	92.1	44.339	87.2	24.012	114.5	1:39.728 (1)	87.83		12:10:20.886	
4 -	31.761	91.8	45.471	87.2	24.173	114.5	1:41.405	86.38	1.677	12:12:02.291	
5 -	31.529	92.1	44.464	92.1	24.394	113.5	1:40.387 (2)	87.26	0.659	12:13:42.678	
6 -	31.848	91.6	44.668	86.4	24.480	113.9	1:40.996 (3)	86.73	1.268	12:15:23.674	
7 -	31.542	93.0	45.321	78.3	39.586	39.5	1:56.449	75.22	16.721	12:17:20.123	
8 -	54.830	52.6	1:06.057	49.4	34.726	66.0	2:35.613	56.29	55.885	12:19:55.736	
9 -	45.616	52.8	1:03.685	52.0	35.128	72.6	2:24.429	60.65	44.701	12:22:20.165	
10 -	44.573	51.3	1:01.044	71.8	29.964	114.9	2:15.581	64.60	35.853	12:24:35.746	
11 -	31.984	92.8	45.417	85.5	24.744	113.7	1:42.145	85.75	2.417	12:26:17.891	

Weather / Track : Bright / Dry

Brands Hatch GP

Circuit Length = 2.4332 miles

Start: 12:05 Flag 12:26 End: 12:27

Milltek Sport Volkswagen Racing Cup

RACE 8 - ROUND 11 - SECTOR ANALYSIS

SECTOR 1 = FL to I1, SECTOR 2 = I1 to I2, SECTOR 3 = I2 to FL, DIFF = Difference To Personal Best Lap

P9 1		Joe FULBROOK			Golf - AWM/Safe & Sound					
IDEAL LAP TIME : 1:39.493		BEST LAP TIME : 1:39.748			DIFFERENCE : 0.255					
LAP	SECTOR 1	SECTOR 2	SECTOR 3	LAP TIME	MPH	DIFF	TIME OF DAY			
1 -		90.1	45.415	86.5	25.194	113.5	1:51.343	78.67	11.595	12:06:58.448
2 -	32.229	92.8	44.934	87.9	24.201	115.3	1:41.364 (2)	86.41	1.616	12:08:39.812
3 -	31.509	93.9	44.308	89.9	23.931	115.7	1:39.748 (1)	87.81		12:10:19.560
4 -	32.002	93.5	49.821	85.1	24.299	113.7	1:46.122	82.54	6.374	12:12:05.682
5 -	32.691	92.0	44.939	93.2	24.424	114.3	1:42.054	85.83	2.306	12:13:47.736
6 -	31.254	92.1	45.804	85.7	24.824	113.9	1:41.882	85.98	2.134	12:15:29.618
7 -	32.087	91.1	46.437	86.0	33.523	38.7	1:52.047	78.18	12.299	12:17:21.665
8 -	54.913	54.5	1:05.698	58.9	34.841	55.5	2:35.452	56.35	55.704	12:19:57.117
9 -	46.393	44.0	1:03.166	70.1	35.252	68.2	2:24.811	60.49	45.063	12:22:21.928
10 -	44.975	44.0	1:02.005	75.4	29.954	113.9	2:16.934	63.97	37.186	12:24:38.862
11 -	31.757	93.8	44.656	83.7	25.425	111.2	1:41.838 (3)	86.01	2.090	12:26:20.700

P10 68		Sam EDWARDS			Passat - Team Hard Racing					
IDEAL LAP TIME : 1:40.600		BEST LAP TIME : 1:40.928			DIFFERENCE : 0.328					
LAP	SECTOR 1	SECTOR 2	SECTOR 3	LAP TIME	MPH	DIFF	TIME OF DAY			
1 -		89.3	46.684	84.7	24.546	114.3	1:53.504	77.17	12.576	12:07:00.609
2 -	32.439	91.4	45.185	87.8	24.181	115.1	1:41.805 (3)	86.04	0.877	12:08:42.414
3 -	31.771	93.2	45.211	88.4	24.138	114.7	1:41.120 (2)	86.62	0.192	12:10:23.534
4 -	32.111	92.6	46.201	88.7	24.139	115.1	1:42.451	85.50	1.523	12:12:05.985
5 -	31.681	92.4	46.037	88.1	24.200	114.9	1:41.918	85.94	0.990	12:13:47.903
6 -	31.578	92.3	45.541	85.3	25.042	113.1	1:42.161	85.74	1.233	12:15:30.064
7 -	31.804	91.9	46.533	78.1	34.287	36.4	1:52.624	77.77	11.696	12:17:22.688
8 -	54.975	49.8	1:05.638	52.5	34.549	55.8	2:35.162	56.45	54.234	12:19:57.850
9 -	46.587	47.2	1:02.821	70.3	35.654	70.1	2:25.062	60.38	44.134	12:22:22.912
10 -	45.030	48.0	1:01.585	64.0	30.551	113.1	2:17.166	63.86	36.238	12:24:40.078
11 -	31.735	92.9	44.884	84.7	24.309	114.3	1:40.928 (1)	86.79		12:26:21.006

P11 19		Bobby THOMPSON			Golf - Team Hard Racing					
IDEAL LAP TIME : 1:39.756		BEST LAP TIME : 1:39.837			DIFFERENCE : 0.081					
LAP	SECTOR 1	SECTOR 2	SECTOR 3	LAP TIME	MPH	DIFF	TIME OF DAY			
1 -		88.4	47.223	86.2	24.683	110.3	1:58.262	74.07	18.425	12:07:05.367
2 -	31.957	90.3	46.888	83.0	24.838	111.2	1:43.683	84.48	3.846	12:08:49.050
3 -	32.503	90.3	45.807	82.5	24.882	112.2	1:43.192	84.88	3.355	12:10:32.242
4 -	31.751	90.8	46.131	89.3	23.969	111.4	1:41.851	86.00	2.014	12:12:14.093
5 -	31.263	91.0	44.535	90.5	24.039	111.6	1:39.837 (1)	87.74		12:13:53.930
6 -	31.368	91.5	44.815	88.7	23.999	111.1	1:40.182 (2)	87.43	0.345	12:15:34.112
7 -	31.309	92.0	45.526	80.6	33.643	33.0	1:50.478	79.29	10.641	12:17:24.590
8 -	55.237	51.8	1:04.690	58.1	34.379	57.8	2:34.306	56.76	54.469	12:19:58.896
9 -	47.996	42.9	1:02.274	80.0	35.347	56.4	2:25.617	60.15	45.780	12:22:24.513
10 -	46.915	40.8	59.637	70.7	30.382	113.5	2:16.934	63.97	37.097	12:24:41.447
11 -	31.902	91.0	44.524	88.6	24.208	106.1	1:40.634 (3)	87.04	0.797	12:26:22.081

P12 24		Simon RUDD			Golf - Team Hard Racing					
IDEAL LAP TIME : 1:40.874		BEST LAP TIME : 1:41.168			DIFFERENCE : 0.294					
LAP	SECTOR 1	SECTOR 2	SECTOR 3	LAP TIME	MPH	DIFF	TIME OF DAY			
1 -		89.8	47.175	80.8	24.639	114.1	1:54.164	76.73	12.996	12:07:01.269
2 -	32.379	93.5	45.443	82.9	24.483	113.1	1:42.305	85.62	1.137	12:08:43.574
3 -	31.958	94.2	44.967	84.6	24.243	112.9	1:41.168 (1)	86.58		12:10:24.742
4 -	31.664	93.9	46.225	83.7	24.344	113.5	1:42.233	85.68	1.065	12:12:06.975
5 -	31.799	94.1	45.491	86.3	24.272	114.1	1:41.562 (2)	86.25	0.394	12:13:48.537
6 -	31.718	93.5	45.417	84.4	24.728	113.1	1:41.863 (3)	85.99	0.695	12:15:30.400
7 -	31.766	93.4	47.913	76.4	33.671	34.5	1:53.350	77.28	12.182	12:17:23.750
8 -	55.458	50.9	1:04.762	57.4	34.586	56.8	2:34.806	56.58	53.638	12:19:58.556
9 -	47.828	44.3	1:02.003	79.2	35.731	56.9	2:25.562	60.17	44.394	12:22:24.118
10 -	46.682	41.3	59.313	67.3	31.164	114.3	2:17.159	63.86	35.991	12:24:41.277
11 -	32.384	94.1	45.208	84.2	24.426	110.0	1:42.018	85.86	0.850	12:26:23.295

Weather / Track : Bright / Dry

Brands Hatch GP
Circuit Length = 2.4332 miles
Start: 12:05 Flag 12:26 End: 12:27

Milltek Sport Volkswagen Racing Cup

RACE 8 - ROUND 11 - SECTOR ANALYSIS

SECTOR 1 = FL to I1, SECTOR 2 = I1 to I2, SECTOR 3 = I2 to FL, DIFF = Difference To Personal Best Lap

P13 6		David SUTTON		Scirocco - Slidesports						
IDEAL LAP TIME : 1:40.194		BEST LAP TIME : 1:40.194		DIFFERENCE : 0.000						
LAP	SECTOR 1	SECTOR 2	SECTOR 3	LAP TIME	MPH	DIFF	TIME OF DAY			
1 -		92.1	46.053	80.7	24.922	115.3	1:51.010	78.91	10.816	12:06:58.115
2 -	31.932	92.0	44.852	91.4	24.018	114.9	1:40.802 (2)	86.90	0.608	12:08:38.917
3 -	31.632	92.5	44.605	90.9	23.957	115.3	1:40.194 (1)	87.42		12:10:19.111
4 -	32.243	91.5	52.709	85.5	25.009	112.9	1:49.961	79.66	9.767	12:12:09.072
5 -	32.193	92.5	45.973	86.9	24.628	113.3	1:42.794 (3)	85.21	2.600	12:13:51.866
6 -	32.184	92.4	46.587	86.3	24.691	114.1	1:43.462	84.66	3.268	12:15:35.328
7 -	32.037	92.8	46.660	82.5	31.691	33.9	1:50.388	79.35	10.194	12:17:25.716
8 -	55.019	49.8	1:04.192	58.3	34.484	61.1	2:33.695	56.99	53.501	12:19:59.411
9 -	48.001	42.8	1:02.514	76.3	35.538	54.9	2:26.053	59.97	45.859	12:22:25.464
10 -	46.583	38.8	59.654	74.4	30.375	114.3	2:16.612	64.12	36.418	12:24:42.076
11 -	32.243	93.3	46.231	87.6	24.597	112.5	1:43.071	84.98	2.877	12:26:25.147

P14 66		Pete LITTLER		Scirocco - JW Bird Motorsport						
IDEAL LAP TIME : 1:42.081		BEST LAP TIME : 1:42.900		DIFFERENCE : 0.819						
LAP	SECTOR 1	SECTOR 2	SECTOR 3	LAP TIME	MPH	DIFF	TIME OF DAY			
1 -		88.4	48.342	85.9	25.021	113.9	1:56.766	75.02	13.866	12:07:03.871
2 -	32.589	88.8	47.148	83.2	24.947	113.1	1:44.684	83.67	1.784	12:08:48.555
3 -	32.003	88.4	46.613	82.6	24.878	113.7	1:43.494	84.64	0.594	12:10:32.049
4 -	31.807	88.4	47.453	87.3	24.857	113.7	1:44.117	84.13	1.217	12:12:16.166
5 -	31.631	88.0	46.387	83.8	25.061	111.2	1:43.079 (3)	84.98	0.179	12:13:59.245
6 -	31.965	88.4	46.085	86.1	24.980	113.7	1:43.030 (2)	85.02	0.130	12:15:42.275
7 -	31.786	88.5	46.998	83.7	26.882	59.0	1:45.666	82.90	2.766	12:17:27.941
8 -	53.514	45.7	1:04.182	58.2	34.416	56.3	2:32.112	57.58	49.212	12:20:00.053
9 -	48.068	43.3	1:02.656	77.3	35.770	62.4	2:26.494	59.79	43.594	12:22:26.547
10 -	46.225	36.2	59.559	75.4	30.569	115.1	2:16.353	64.24	33.453	12:24:42.900
11 -	32.450	88.7	45.785	89.9	24.665	114.3	1:42.900 (1)	85.12		12:26:25.800

P15 17		Tim SNAYLAM		Scirocco - AWM Motorsport						
IDEAL LAP TIME : 1:41.857		BEST LAP TIME : 1:42.686		DIFFERENCE : 0.829						
LAP	SECTOR 1	SECTOR 2	SECTOR 3	LAP TIME	MPH	DIFF	TIME OF DAY			
1 -		90.8	48.062	85.2	25.401	113.3	1:56.658	75.08	13.972	12:07:03.763
2 -	33.170	91.8	47.103	79.2	24.752	115.1	1:45.025	83.40	2.339	12:08:48.788
3 -	32.536	91.4	46.686	83.1	24.493	116.9	1:43.715	84.46	1.029	12:10:32.503
4 -	32.039	91.8	47.053	83.7	24.691	115.1	1:43.783	84.40	1.097	12:12:16.286
5 -	31.782	92.0	46.365	84.8	24.831	115.5	1:42.978 (2)	85.06	0.292	12:13:59.264
6 -	32.164	91.9	46.054	85.7	24.934	114.1	1:43.152 (3)	84.92	0.466	12:15:42.416
7 -	31.900	92.0	47.366	83.5	27.401	53.4	1:46.667	82.12	3.981	12:17:29.083
8 -	53.086	51.1	1:04.075	55.0	34.374	57.1	2:31.535	57.80	48.849	12:20:00.618
9 -	48.156	43.9	1:02.630	70.7	35.966	61.5	2:26.752	59.69	44.066	12:22:27.370
10 -	46.056	36.4	59.659	72.6	30.201	117.7	2:15.916	64.45	33.230	12:24:43.286
11 -	32.507	92.0	45.582	89.4	24.597	114.5	1:42.686 (1)	85.30		12:26:25.972

P16 31		Matthew WILSON		Golf - Complete Racing						
IDEAL LAP TIME : 1:42.987		BEST LAP TIME : 1:43.190		DIFFERENCE : 0.203						
LAP	SECTOR 1	SECTOR 2	SECTOR 3	LAP TIME	MPH	DIFF	TIME OF DAY			
1 -		86.3	48.809	83.5	25.474	109.1	1:58.103	74.17	14.913	12:07:05.208
2 -	33.063	81.4	47.249	85.0	25.078	110.1	1:45.390	83.11	2.200	12:08:50.598
3 -	33.303	87.9	47.436	86.3	25.336	109.2	1:46.075	82.58	2.885	12:10:36.673
4 -	32.552	89.2	47.184	88.3	25.028	108.2	1:44.764	83.61	1.574	12:12:21.437
5 -	32.734	80.5	46.599	90.8	24.928	106.5	1:44.261 (3)	84.01	1.071	12:14:05.698
6 -	32.051	88.4	46.304	90.4	24.835	106.1	1:43.190 (1)	84.89		12:15:48.888
7 -	32.132	88.1	47.689	85.0	25.644	85.8	1:45.465	83.05	2.275	12:17:34.353
8 -	49.486	58.9	1:03.064	54.9	33.867	54.3	2:26.417	59.82	43.227	12:20:00.770
9 -	48.653	48.0	1:02.636	66.9	35.748	60.3	2:27.037	59.57	43.847	12:22:27.807
10 -	46.214	38.7	59.801	70.0	31.035	106.6	2:17.050	63.91	33.860	12:24:44.857
11 -	32.445	87.9	46.101	88.3	24.885	106.3	1:43.431 (2)	84.69	0.241	12:26:28.288

Weather / Track : Bright / Dry

Brands Hatch GP

Circuit Length = 2.4332 miles

Start: 12:05 Flag 12:26 End: 12:27

Milltek Sport Volkswagen Racing Cup

RACE 8 - ROUND 11 - SECTOR ANALYSIS

SECTOR 1 = FL to I1, SECTOR 2 = I1 to I2, SECTOR 3 = I2 to FL, DIFF = Difference To Personal Best Lap

P17 40		Simon TOMLINSON					Golf - AWM Motorsport				
IDEAL LAP TIME : 1:42.392		BEST LAP TIME : 1:43.134					DIFFERENCE : 0.742				
LAP	SECTOR 1		SECTOR 2		SECTOR 3		LAP TIME	MPH	DIFF	TIME OF DAY	
1 -		87.4	48.696	77.4	25.542	111.6	2:00.564	72.65	17.430	12:07:07.669	
2 -	33.696	90.0	47.147	84.9	25.026	112.2	1:45.869	82.74	2.735	12:08:53.538	
3 -	32.996	90.5	46.792	83.5	25.155	112.9	1:44.943	83.47	1.809	12:10:38.481	
4 -	32.865	90.8	46.607	81.2	24.949	113.1	1:44.421 (3)	83.88	1.287	12:12:22.902	
5 -	32.795	91.6	46.789	84.9	25.332	112.0	1:44.916	83.49	1.782	12:14:07.818	
6 -	32.717	91.1	47.216	86.4	24.543	112.4	1:44.476	83.84	1.342	12:15:52.294	
7 -	32.315	90.8	46.480	83.5	24.807	109.8	1:43.602 (2)	84.55	0.468	12:17:35.896	
8 -	48.514	60.5	1:03.003	57.9	33.980	58.1	2:25.497	60.20	42.363	12:20:01.393	
9 -	48.815	47.8	1:02.271	67.0	36.183	63.2	2:27.269	59.48	44.135	12:22:28.662	
10 -	45.949	41.1	1:00.011	69.3	31.165	112.9	2:17.125	63.88	33.991	12:24:45.787	
11 -	33.057	91.3	45.551	85.4	24.526	111.6	1:43.134 (1)	84.93		12:26:28.921	

P18 16		Laura TILLET					Golf - Slidesports				
IDEAL LAP TIME : 1:43.237		BEST LAP TIME : 1:43.633					DIFFERENCE : 0.396				
LAP	SECTOR 1		SECTOR 2		SECTOR 3		LAP TIME	MPH	DIFF	TIME OF DAY	
1 -		88.5	48.229	83.3	25.413	110.7	1:58.359	74.01	14.726	12:07:05.464	
2 -	33.223	90.9	47.079	82.0	25.288	110.7	1:45.590	82.96	1.957	12:08:51.054	
3 -	33.117	87.2	47.770	83.9	25.791	109.4	1:46.678	82.11	3.045	12:10:37.732	
4 -	32.392	90.6	47.068	83.4	25.407	103.8	1:44.867 (2)	83.53	1.234	12:12:22.599	
5 -	32.652	90.5	46.597	86.4	25.985	107.7	1:45.234 (3)	83.24	1.601	12:14:07.833	
6 -	32.981	90.3	48.340	84.0	24.937	109.4	1:46.258	82.43	2.625	12:15:54.091	
7 -	33.131	89.7	49.581	79.4	26.214	108.2	1:48.926	80.42	5.293	12:17:43.017	
8 -	42.671	63.0	1:02.217	59.2	33.841	63.8	2:18.729	63.14	35.096	12:20:01.746	
9 -	49.501	46.2	1:01.540	64.7	36.383	69.5	2:27.424	59.41	43.791	12:22:29.170	
10 -	46.001	44.0	59.988	66.3	31.250	109.8	2:17.239	63.82	33.606	12:24:46.409	
11 -	32.774	91.0	45.908	86.8	24.951	108.2	1:43.633 (1)	84.52		12:26:30.042	

P19 7		Paul DEHADRAY					Scirocco - JW Bird Motorsport				
IDEAL LAP TIME : 1:44.345		BEST LAP TIME : 1:44.345					DIFFERENCE : 0.000				
LAP	SECTOR 1		SECTOR 2		SECTOR 3		LAP TIME	MPH	DIFF	TIME OF DAY	
1 -		85.8	49.960	81.8	25.747	112.9	2:01.571	72.05	17.226	12:07:08.676	
2 -	34.010	88.0	47.721	86.4	25.284	112.9	1:47.015	81.85	2.670	12:08:55.691	
3 -	33.128	89.2	48.005	84.5	25.617	112.5	1:46.750	82.05	2.405	12:10:42.441	
4 -	33.034	89.9	47.804	81.9	25.650	113.1	1:46.488 (3)	82.26	2.143	12:12:28.929	
5 -	33.321	89.4	47.376	84.3	25.398	112.7	1:46.095 (2)	82.56	1.750	12:14:15.024	
6 -	33.469	89.2	48.276	84.3	25.163	112.5	1:46.908	81.93	2.563	12:16:01.932	
7 -	33.158	89.5	48.443	84.4	25.093	112.5	1:46.694	82.10	2.349	12:17:48.626	
8 -	37.850	66.3	1:02.056	59.5	33.819	68.4	2:13.725	65.50	29.380	12:20:02.351	
9 -	49.572	44.9	1:01.788	70.4	36.058	67.8	2:27.418	59.42	43.073	12:22:29.769	
10 -	46.148	44.2	59.787	64.8	31.702	112.2	2:17.637	63.64	33.292	12:24:47.406	
11 -	32.934	90.8	46.336	89.4	25.075	111.4	1:44.345 (1)	83.95		12:26:31.751	

P20 69		Mark CLYNES					Scirocco - JW Bird Motorsport				
IDEAL LAP TIME : 1:44.738		BEST LAP TIME : 1:44.792					DIFFERENCE : 0.054				
LAP	SECTOR 1		SECTOR 2		SECTOR 3		LAP TIME	MPH	DIFF	TIME OF DAY	
1 -		89.0	49.065	79.2	25.789	114.5	2:02.038	71.77	17.246	12:07:09.143	
2 -	33.814	85.5	47.980	83.9	25.031	115.1	1:46.825	82.00	2.033	12:08:55.968	
3 -	33.052	86.3	48.752	83.2	24.905	114.7	1:46.709	82.09	1.917	12:10:42.677	
4 -	33.090	84.9	48.027	80.3	25.250	113.7	1:46.367	82.35	1.575	12:12:29.044	
5 -	33.649	87.8	47.437	84.9	25.034	111.8	1:46.120 (3)	82.54	1.328	12:14:15.164	
6 -	33.625	87.7	49.583	81.6	25.307	112.4	1:48.515	80.72	3.723	12:16:03.679	
7 -	33.019	89.8	47.498	83.6	25.072	113.1	1:45.589 (2)	82.96	0.797	12:17:49.268	
8 -	38.029	75.2	1:01.904	59.1	33.817	65.7	2:13.750	65.49	28.958	12:20:03.018	
9 -	49.861	42.0	1:01.334	76.6	36.457	67.7	2:27.652	59.32	42.860	12:22:30.670	
10 -	46.738	40.6	58.926	68.1	31.563	112.9	2:17.227	63.83	32.435	12:24:47.897	
11 -	32.789	90.9	47.044	86.2	24.959	109.4	1:44.792 (1)	83.59		12:26:32.689	

Weather / Track : Bright / Dry

Brands Hatch GP

Circuit Length = 2.4332 miles

Start: 12:05 Flag 12:26 End: 12:27

Milltek Sport Volkswagen Racing Cup

RACE 8 - ROUND 11 - SECTOR ANALYSIS

SECTOR 1 = FL to I1, SECTOR 2 = I1 to I2, SECTOR 3 = I2 to FL, DIFF = Difference To Personal Best Lap

P21 20		Damani MARCANO					Golf - Team Hard Racing				
IDEAL LAP TIME : 1:47.163		BEST LAP TIME : 1:48.058					DIFFERENCE : 0.895				
LAP	SECTOR 1		SECTOR 2		SECTOR 3		LAP TIME	MPH	DIFF	TIME OF DAY	
1 -		85.7	49.748	78.3	25.522	110.9	2:02.787	71.34	14.729	12:07:09.892	
2 -	33.648	89.1	48.983	80.5	25.558	109.4	1:48.189 (2)	80.96	0.131	12:08:58.081	
3 -	33.840	89.5	49.176	82.0	25.594	111.4	1:48.610	80.65	0.552	12:10:46.691	
4 -	33.163	90.6	50.429	80.3	26.011	108.7	1:49.603	79.92	1.545	12:12:36.294	
5 -	33.721	89.9	49.141	79.9	25.619	109.1	1:48.481 (3)	80.75	0.423	12:14:24.775	
6 -	34.058	90.4	48.706	81.0	25.294	109.4	1:48.058 (1)	81.06		12:16:12.833	
7 -	33.856	86.7	1:04.510	66.7	34.905	72.0	2:13.271	65.72	25.213	12:18:26.104	
8 -	49.465	52.5	1:17.120	52.7	41.118	54.8	2:47.703	52.23	59.645	12:21:13.807	
9 -	50.579	49.4	1:17.497	52.7	38.673	105.8	2:46.749	52.53	58.691	12:24:00.556	
10 -	34.181	89.5	49.338	81.7	25.714	110.1	1:49.233	80.19	1.175	12:25:49.789	
11 -	33.834	88.7	50.123	81.0	25.424	111.8	1:49.381	80.08	1.323	12:27:39.170	

P22 43		Aiden MOFFAT					Golf - Team Hard Racing				
IDEAL LAP TIME : 1:41.166		BEST LAP TIME : 1:41.279					DIFFERENCE : 0.113				
LAP	SECTOR 1		SECTOR 2		SECTOR 3		LAP TIME	MPH	DIFF	TIME OF DAY	
1 -		88.3	46.486	84.2	24.538	113.7	1:52.724	77.71	11.445	12:06:59.829	
2 -	32.616	90.4	45.307	87.9	24.241	111.2	1:42.164	85.74	0.885	12:08:41.993	
3 -	31.796	92.0	45.165	88.6	24.318	111.6	1:41.279 (1)	86.49		12:10:23.272	
4 -	32.274	89.7	45.540	86.2	24.345	112.0	1:42.159 (3)	85.74	0.880	12:12:05.431	
5 -	32.074	87.1	45.160	91.9	24.299	111.2	1:41.533 (2)	86.27	0.254	12:13:46.964	
6 -	31.765	91.1	46.036	84.2	24.717	110.7	1:42.518	85.44	1.239	12:15:29.482	
7 -	32.248	89.8	45.955	82.9	33.236	37.5	1:51.439	78.60	10.160	12:17:20.921	
8 -	54.968	52.8	1:06.112	57.9	34.551	60.7	2:35.631	56.28	54.352	12:19:56.552	
9 -	46.279	42.9	1:02.950	58.0	34.897	73.0	2:24.126	60.77	42.847	12:22:20.678	
10 -	45.132	48.4	1:01.056	77.4	30.604	111.2	2:16.792	64.03	35.513	12:24:37.470	

P23 2		Graham EWING					Golf - Slidesports				
IDEAL LAP TIME : 1:43.683		BEST LAP TIME : 1:44.449					DIFFERENCE : 0.766				
LAP	SECTOR 1		SECTOR 2		SECTOR 3		LAP TIME	MPH	DIFF	TIME OF DAY	
1 -		88.1	48.492	81.4	25.425	113.1	1:59.130	73.53	14.681	12:07:06.235	
2 -	32.613	89.9	47.539	85.1	24.855	113.9	1:45.007 (2)	83.42	0.558	12:08:51.242	
3 -	32.952	90.4	47.597	82.8	25.502	112.0	1:46.051	82.60	1.602	12:10:37.293	
4 -	32.194	91.6	47.426	87.2	24.829	112.0	1:44.449 (1)	83.86		12:12:21.742	
5 -	33.207	91.0	46.660	86.4	25.424	111.6	1:45.291 (3)	83.19	0.842	12:14:07.033	
6 -	32.195	91.4	59.988	82.2	27.994	103.4	2:00.177	72.89	15.728	12:16:07.210	
7 -	37.529	72.3	1:05.677	61.7	34.979	71.8	2:18.185	63.39	33.736	12:18:25.395	
8 -	49.455	54.2	1:17.210	51.3	40.957	57.5	2:47.622	52.25	1:03.173	12:21:13.017	

P24 51		Simon ANDREWS					Golf - AWM/Safe & Sound				
IDEAL LAP TIME : 1:44.407		BEST LAP TIME : 1:45.013					DIFFERENCE : 0.606				
LAP	SECTOR 1		SECTOR 2		SECTOR 3		LAP TIME	MPH	DIFF	TIME OF DAY	
1 -		89.7	47.597	84.7	25.036	115.3	1:55.829	75.62	10.816	12:07:02.934	
2 -	32.969	88.5	48.917	81.9	25.096	115.7	1:46.982	81.88	1.969	12:08:49.916	
3 -	33.610	86.9	47.535	86.7	25.209	114.5	1:46.354 (3)	82.36	1.341	12:10:36.270	
4 -	32.467	89.8	47.348	83.5	25.198	112.4	1:45.013 (1)	83.41		12:12:21.283	
5 -	33.219	93.4	46.911	87.0	25.035	114.5	1:45.165 (2)	83.29	0.152	12:14:06.448	

P25 50		Darrelle WILSON					Scirocco -				
IDEAL LAP TIME : 1:45.325		BEST LAP TIME : 1:46.058					DIFFERENCE : 0.733				
LAP	SECTOR 1		SECTOR 2		SECTOR 3		LAP TIME	MPH	DIFF	TIME OF DAY	
1 -	OUTLAP	88.1	47.607	82.5	25.088	112.5	1:57.227	74.72	11.169	12:07:04.332	
2 -	33.598	87.9	47.303	81.2	25.157	113.9	1:46.058 (1)	82.59		12:08:50.390	
3 -	32.934	87.8	47.957	67.6	IN PIT		2:52.553 P	50.76	1:06.495	12:11:42.943	

Weather / Track : Bright / Dry

Brands Hatch GP
Circuit Length = 2.4332 miles
Start: 12:05 Flag 12:26 End: 12:27

Milltek Sport Volkswagen Racing Cup

RACE 8 - ROUND 11 - SECTOR ANALYSIS

SECTOR 1 = FL to I1, SECTOR 2 = I1 to I2, SECTOR 3 = I2 to FL, DIFF = Difference To Personal Best Lap

P26	99	Jack WALKER-TULLY		Sirocco - Cooke & Mason				
IDEAL LAP TIME :		BEST LAP TIME : 1:52.904		DIFFERENCE :				
LAP	SECTOR 1	SECTOR 2	SECTOR 3	LAP TIME	MPH	DIFF	TIME OF DAY	
1 -	91.3	46.449	86.7	24.425	116.1	1:52.904 (1)	77.58	12:07:00.009

Milltek Sport Volkswagen Racing Cup

RACE 8 - ROUND 11 - LAP CHART

LAP 1 @ 12:06:55.675			LAP 2 @ 12:08:35.929			LAP 3 @ 12:10:15.732			LAP 4 @ 12:11:55.927			LAP 5 @ 12:13:36.224		
NO	BEHIND	LAP TIME	NO	BEHIND	LAP TIME	NO	BEHIND	LAP TIME	NO	BEHIND	LAP TIME	NO	BEHIND	LAP TIME
8		1:48.570	8		1:40.254	8		1:39.803	8		1:40.195	8		1:40.297
3	0.863	1:49.433	3	0.442	1:39.833	3	0.416	1:39.777	3	0.660	1:40.439	3	0.288	1:39.925
4	1.610	1:50.180	4	1.475	1:40.119	4	1.939	1:40.267	4	1.809	1:40.065	4	1.533	1:40.021
22	1.954	1:50.524	22	2.156	1:40.456	22	2.740	1:40.387	22	2.725	1:40.180	33	2.795	1:39.822
6	2.440	1:51.010	6	2.988	1:40.802	6	3.379	1:40.194	33	3.270	1:39.922	22	2.814	1:40.386
1	2.773	1:51.343	33	3.256	1:40.530	33	3.543	1:40.090	98	5.869	1:41.778	12	5.849	1:40.075
33	2.980	1:51.550	1	3.883	1:41.364	1	3.828	1:39.748	12	6.071	1:41.345	98	5.910	1:40.338
98	2.987	1:51.557	98	4.074	1:41.341	98	4.286	1:40.015	9	6.364	1:41.405	9	6.454	1:40.387
12	3.329	1:51.899	12	4.662	1:41.587	12	4.921	1:40.062	43	9.504	1:42.159	43	10.740	1:41.533
9	3.903	1:52.473	9	5.229	1:41.580	9	5.154	1:39.728	1	9.755	1:46.122	1	11.512	1:42.054
43	4.154	1:52.724	43	6.064	1:42.164	43	7.540	1:41.279	68	10.058	1:42.451	68	11.679	1:41.918
99	4.334	1:52.904	68	6.485	1:41.805	68	7.802	1:41.120	24	11.048	1:42.233	24	12.313	1:41.562
68	4.934	1:53.504	24	7.645	1:42.305	24	9.010	1:41.168	6	13.145	1:49.961	6	15.642	1:42.794
24	5.594	1:54.164	66	12.626	1:44.684	66	16.317	1:43.494	19	18.166	1:41.851	19	17.706	1:39.837
51	7.259	1:55.829	17	12.859	1:45.025	19	16.510	1:43.192	66	20.239	1:44.117	66	23.021	1:43.079
17	8.088	1:56.658	19	13.121	1:43.683	17	16.771	1:43.715	17	20.359	1:43.783	17	23.040	1:42.978
66	8.196	1:56.766	51	13.987	1:46.982	51	20.538	1:46.354	51	25.356	1:45.013	31	29.474	1:44.261
50	8.657	1:57.227	50	14.461	1:46.058	31	20.941	1:46.075	31	25.510	1:44.764	51	30.224	1:45.165
31	9.533	1:58.103	31	14.669	1:45.390	2	21.561	1:46.051	2	25.815	1:44.449	2	30.809	1:45.291
19	9.692	1:58.262	16	15.125	1:45.590	16	22.000	1:46.678	16	26.672	1:44.867	40	31.594	1:44.916
16	9.789	1:58.359	2	15.313	1:45.007	40	22.749	1:44.943	40	26.975	1:44.421	16	31.609	1:45.234
2	10.560	1:59.130	40	17.609	1:45.869	7	26.709	1:46.750	7	33.002	1:46.488	7	38.800	1:46.095
40	11.994	2:00.564	7	19.762	1:47.015	69	26.945	1:46.709	69	33.117	1:46.367	69	38.940	1:46.120
7	13.001	2:01.571	69	20.039	1:46.825	20	30.959	1:48.610	20	40.367	1:49.603	20	48.551	1:48.481
69	13.468	2:02.038	20	22.152	1:48.189	50	1:27.211	2:52.553 P						
20	14.217	2:02.787												

Weather / Track : Bright / Dry

Milltek Sport Volkswagen Racing Cup

RACE 8 - ROUND 11 - LAP CHART

LAP 6 @ 12:15:16.569			LAP 7 @ 12:17:14.037			LAP 8 @ 12:19:51.760			LAP 9 @ 12:22:15.371			LAP 10 @ 12:24:33.723		
NO	BEHIND	LAP TIME	NO	BEHIND	LAP TIME	NO	BEHIND	LAP TIME	NO	BEHIND	LAP TIME	NO	BEHIND	LAP TIME
8		1:40.345	8		1:57.468	8		2:37.723	8		2:23.611	8		2:18.352
3	0.237	1:40.294	3	1.082	1:58.313	3	0.796	2:37.437	3	0.881	2:23.696	3	0.203	2:17.674
4	1.161	1:39.973	4	1.728	1:58.035	4	1.201	2:37.196	4	1.332	2:23.742	4	0.485	2:17.505
33	3.101	1:40.651	33	2.432	1:56.799	33	1.741	2:37.032	33	1.896	2:23.766	33	0.621	2:17.077
22	3.966	1:41.497	22	3.259	1:56.761	22	2.330	2:36.794	22	2.691	2:23.972	22	1.114	2:16.775
12	5.796	1:40.292	12	3.865	1:55.537	12	2.871	2:36.729	12	3.212	2:23.952	12	1.219	2:16.359
98	6.524	1:40.959	98	5.456	1:56.400	98	3.447	2:35.714	98	4.201	2:24.365	98	1.598	2:15.749
9	7.105	1:40.996	9	6.086	1:56.449	9	3.976	2:35.613	9	4.794	2:24.429	9	2.023	2:15.581
43	12.913	1:42.518	43	6.884	1:51.439	43	4.792	2:35.631	43	5.307	2:24.126	43	3.747	2:16.792
1	13.049	1:41.882	1	7.628	1:52.047	1	5.357	2:35.452	1	6.557	2:24.811	1	5.139	2:16.934
68	13.495	1:42.161	68	8.651	1:52.624	68	6.090	2:35.162	68	7.541	2:25.062	68	6.355	2:17.166
24	13.831	1:41.863	24	9.713	1:53.350	24	6.796	2:34.806	24	8.747	2:25.562	24	7.554	2:17.159
19	17.543	1:40.182	19	10.553	1:50.478	19	7.136	2:34.306	19	9.142	2:25.617	19	7.724	2:16.934
6	18.759	1:43.462	6	11.679	1:50.388	6	7.651	2:33.695	6	10.093	2:26.053	6	8.353	2:16.612
66	25.706	1:43.030	66	13.904	1:45.666	66	8.293	2:32.112	66	11.176	2:26.494	66	9.177	2:16.353
17	25.847	1:43.152	17	15.046	1:46.667	17	8.858	2:31.535	17	11.999	2:26.752	17	9.563	2:15.916
31	32.319	1:43.190	31	20.316	1:45.465	31	9.010	2:26.417	31	12.436	2:27.037	31	11.134	2:17.050
40	35.725	1:44.476	40	21.859	1:43.602	40	9.633	2:25.497	40	13.291	2:27.269	40	12.064	2:17.125
16	37.522	1:46.258	16	28.980	1:48.926	16	9.986	2:18.729	16	13.799	2:27.424	16	12.686	2:17.239
7	45.363	1:46.908	7	34.589	1:46.694	7	10.591	2:13.725	7	14.398	2:27.418	7	13.683	2:17.637
69	47.110	1:48.515	69	35.231	1:45.589	69	11.258	2:13.750	69	15.299	2:27.652	69	14.174	2:17.227
2	50.641	2:00.177	2	1:11.358	2:18.185	2	1:21.257	2:47.622	20	1:45.185	2:46.749	20	1:16.066	1:49.233
20	56.264	1:48.058	20	1:12.067	2:13.271	20	1:22.047	2:47.703						
						SC2	7 Laps	2:23.164						

Weather / Track : Bright / Dry

Milltek Sport Volkswagen Racing Cup

RACE 8 - ROUND 11 - LAP CHART

LAP 11 @ 12:26:15.093

NO	BEHIND	LAP TIME
8		1:41.370
3	0.650	1:41.817
4	0.979	1:41.864
33	1.139	1:41.888
22	2.240	1:42.496
12	2.349	1:42.500
98	2.739	1:42.511
9	2.798	1:42.145
1	5.607	1:41.838
68	5.913	1:40.928
19	6.988	1:40.634
24	8.202	1:42.018
6	10.054	1:43.071
66	10.707	1:42.900
17	10.879	1:42.686
31	13.195	1:43.431
40	13.828	1:43.134
16	14.949	1:43.633
7	16.658	1:44.345
69	17.596	1:44.792
20	1:24.077	1:49.381

Weather / Track : Bright / Dry

Results can be found at www.tsl-timing.com

Page 3 of 3

Brands Hatch GP
Circuit Length = 2.4332 miles
Start: 12:05 Flag 12:26 End: 12:27

Printed - 12:31 Sunday, 02 August 2015

Milltek Sport Volkswagen Racing Cup

RACE 8 - ROUND 11 - POSITION CHART

No	Name	Lap												
		Pos	1	2	3	4	5	6	7	8	9	10	11	
4	ONSLow-COLE	1	8	8	8	8	8	8	8	8	8	8	8	8
3	HOUSE	2	3	3	3	3	3	3	3	3	3	3	3	3
8	MASON	3	4	4	4	4	4	4	4	4	4	4	4	4
19	THOMPSON	4	22	22	22	22	33	33	33	33	33	33	33	33
33	ORROCK	5	6	6	6	33	22	22	22	22	22	22	22	22
22	FULLER	6	1	33	33	98	12	12	12	12	12	12	12	12
1	FULBROOK	7	33	1	1	12	98	98	98	98	98	98	98	98
6	SUTTON	8	98	98	98	9	9	9	9	9	9	9	9	9
98	BARRABLE	9	12	12	12	43	43	43	43	43	43	43	43	1
9	MCMILLAN	10	9	9	9	1	1	1	1	1	1	1	1	68
12	EPPS	11	43	43	43	68	68	68	68	68	68	68	68	19
43	MOFFAT	12	99	68	68	24	24	24	24	24	24	24	24	24
24	RUDD	13	68	24	24	6	6	19	19	19	19	19	19	6
68	EDWARDS	14	24	66	66	19	19	6	6	6	6	6	6	66
99	WALKER-TULLY	15	51	17	19	66	66	66	66	66	66	66	66	17
17	SNAYLAM	16	17	19	17	17	17	17	17	17	17	17	17	31
66	LITTLER	17	66	51	51	51	31	31	31	31	31	31	31	40
2	EWING	18	50	50	31	31	51	40	40	40	40	40	40	16
16	TILLET	19	31	31	2	2	2	16	16	16	16	16	16	7
51	ANDREWS	20	19	16	16	16	40	7	7	7	7	7	7	69
31	WILSON	21	16	2	40	40	16	69	69	69	69	69	69	20
50	WILSON	22	2	40	7	7	7	2	2	2	20	20	20	20
40	TOMLINSON	23	40	7	69	69	69	20	20	20				
7	DEHADRAY	24	7	69	20	20	20							
69	CLYNES	25	69	20	50									
20	MARCANO	26	20											
92	CLARK	27	SC2											

Weather / Track : Bright / Dry

Results can be found at www.tsl-timing.com

Brands Hatch GP
 Circuit Length = 2.4332 miles
 Start: 12:05 Flag 12:26 End: 12:27

Printed - 12:32 Sunday, 02 August 2015

Milltek Sport Volkswagen Racing Cup

RACE 8 - ROUND 11 - BEST SPEEDS

POS	INTERMEDIATE 1			INTERMEDIATE 2			FINISH LINE		
	NO	NAME	MPH	NO	NAME	MPH	NO	NAME	MPH
1	24	RUDD	94.2	1	FULBROOK	93.2	17	SNAYLAM	117.7
2	1	FULBROOK	93.9	3	HOUSE	92.4	33	ORROCK	117.5
3	98	BARRABLE	93.9	9	MCMILLAN	92.1	99	WALKER-TULLY	116.1
4	51	ANDREWS	93.4	43	MOFFAT	91.9	1	FULBROOK	115.7
5	6	SUTTON	93.3	6	SUTTON	91.4	51	ANDREWS	115.7
6	9	MCMILLAN	93.3	4	ONSLOW-COLE	91.0	4	ONSLOW-COLE	115.5
7	68	EDWARDS	93.2	12	EPPS	90.8	6	SUTTON	115.3
8	12	EPPS	92.8	31	WILSON	90.8	9	MCMILLAN	115.1
9	8	MASON	92.5	33	ORROCK	90.6	66	LITTLER	115.1
10	3	HOUSE	92.4	19	THOMPSON	90.5	69	CLYNES	115.1
11	17	SNAYLAM	92.0	8	MASON	90.4	68	EDWARDS	115.1
12	19	THOMPSON	92.0	22	FULLER	90.1	3	HOUSE	114.9
13	22	FULLER	92.0	66	LITTLER	89.9	24	RUDD	114.3
14	43	MOFFAT	92.0	7	DEHADRAY	89.4	2	EWING	113.9
15	2	EWING	91.6	17	SNAYLAM	89.4	12	EPPS	113.9
16	33	ORROCK	91.6	98	BARRABLE	88.7	98	BARRABLE	113.9
17	40	TOMLINSON	91.6	68	EDWARDS	88.7	50	WILSON	113.9
18	99	WALKER-TULLY	91.3	2	EWING	87.2	43	MOFFAT	113.7
19	4	ONSLOW-COLE	91.0	51	ANDREWS	87.0	8	MASON	113.5
20	16	TILLET	91.0	16	TILLET	86.8	19	THOMPSON	113.5
21	69	CLYNES	90.9	99	WALKER-TULLY	86.7	22	FULLER	113.5
22	7	DEHADRAY	90.8	40	TOMLINSON	86.4	7	DEHADRAY	113.1
23	20	MARCANO	90.6	24	RUDD	86.3	40	TOMLINSON	113.1
24	31	WILSON	89.2	69	CLYNES	86.2	20	MARCANO	111.8
25	66	LITTLER	88.8	50	WILSON	82.5	16	TILLET	110.7
26	50	WILSON	88.1	20	MARCANO	82.0	31	WILSON	110.1
27	92	CLARK	82.5						

Weather / Track : Bright / Dry

Results can be found at www.tsl-timing.com

Brands Hatch GP

Circuit Length = 2.4332 miles

Start: 12:05 Flag 12:26 End: 12:27

Printed - 12:33 Sunday, 02 August 2015

Milltek Sport Volkswagen Racing Cup

RACE 8 - ROUND 11 - BEST SECTORS

SECTOR 1			SECTOR 2			SECTOR 3			IDEAL / BEST COMPARISON						
POS	NO	NAME	TIME	NO	NAME	TIME	NO	NAME	TIME	POS	NO	NAME	IDEAL	BEST	DIFF
												PERFECT LAP	1:39.335		
1	98	BARRABLE	31.191	1	FULBROOK	44.308	33	ORROCK	23.836	1	1	FULBROOK	1:39.493	1:39.748	0.255
2	4	ONSLow-COLE	31.236	9	MCMILLAN	44.339	3	HOUSE	23.880	2	3	HOUSE	1:39.634	1:39.777	0.143
3	3	HOUSE	31.242	12	EPPS	44.477	8	MASON	23.928	3	33	ORROCK	1:39.659	1:39.822	0.163
4	22	FULLER	31.242	8	MASON	44.498	1	FULBROOK	23.931	4	98	BARRABLE	1:39.721	1:40.015	0.294
5	1	FULBROOK	31.254	98	BARRABLE	44.510	6	SUTTON	23.957	5	9	MCMILLAN	1:39.728	1:39.728	0.000
6	19	THOMPSON	31.263	3	HOUSE	44.512	4	ONSLow-COLE	23.964	6	8	MASON	1:39.746	1:39.803	0.057
7	33	ORROCK	31.295	19	THOMPSON	44.524	19	THOMPSON	23.969	7	19	THOMPSON	1:39.756	1:39.837	0.081
8	8	MASON	31.320	33	ORROCK	44.528	12	EPPS	23.995	8	4	ONSLow-COLE	1:39.811	1:39.973	0.162
9	9	MCMILLAN	31.377	6	SUTTON	44.605	9	MCMILLAN	24.012	9	12	EPPS	1:39.876	1:40.062	0.186
10	12	EPPS	31.404	4	ONSLow-COLE	44.611	98	BARRABLE	24.020	10	22	FULLER	1:39.976	1:40.180	0.204
11	68	EDWARDS	31.578	22	FULLER	44.634	22	FULLER	24.100	11	6	SUTTON	1:40.194	1:40.194	0.000
12	66	LITTLER	31.631	68	EDWARDS	44.884	68	EDWARDS	24.138	12	68	EDWARDS	1:40.600	1:40.928	0.328
13	6	SUTTON	31.632	24	RUDD	44.967	43	MOFFAT	24.241	13	24	RUDD	1:40.874	1:41.168	0.294
14	24	RUDD	31.664	43	MOFFAT	45.160	24	RUDD	24.243	14	43	MOFFAT	1:41.166	1:41.279	0.113
15	43	MOFFAT	31.765	40	TOMLINSON	45.551	99	WALKER-TULLY	24.425	15	17	SNAYLAM	1:41.857	1:42.686	0.829
16	17	SNAYLAM	31.782	17	SNAYLAM	45.582	17	SNAYLAM	24.493	16	66	LITTLER	1:42.081	1:42.900	0.819
17	31	WILSON	32.051	66	LITTLER	45.785	40	TOMLINSON	24.526	17	40	TOMLINSON	1:42.392	1:43.134	0.742
18	2	EWING	32.194	16	TILLET	45.908	66	LITTLER	24.665	18	31	WILSON	1:42.987	1:43.190	0.203
19	40	TOMLINSON	32.315	31	WILSON	46.101	2	EWING	24.829	19	16	TILLET	1:43.237	1:43.633	0.396
20	16	TILLET	32.392	7	DEHADRAY	46.336	31	WILSON	24.835	20	2	EWING	1:43.683	1:44.449	0.766
21	51	ANDREWS	32.461	99	WALKER-TULLY	46.449	69	CLYNES	24.905	21	7	DEHADRAY	1:44.345	1:44.345	0.000
22	69	CLYNES	32.789	2	EWING	46.660	16	TILLET	24.937	22	51	ANDREWS	1:44.407	1:45.013	0.606
23	7	DEHADRAY	32.934	51	ANDREWS	46.911	51	ANDREWS	25.035	23	69	CLYNES	1:44.738	1:44.792	0.054
24	50	WILSON	32.934	69	CLYNES	47.044	7	DEHADRAY	25.075	24	50	WILSON	1:45.325	1:46.058	0.733
25	20	MARCANO	33.163	50	WILSON	47.303	50	WILSON	25.088	25	20	MARCANO	1:47.163	1:48.058	0.895
26				20	MARCANO	48.706	20	MARCANO	25.294	26	99	WALKER-TULLY		1:52.904	
27															

Weather / Track : Bright / Dry

Results can be found at www.tsl-timing.com


Brands Hatch GP
 Circuit Length = 2.4332 miles
 Start: 12:05 Flag 12:26 End: 12:27

Printed - 12:32 Sunday, 02 August 2015

Milltek Sport Volkswagen Racing Cup RACE 14 - ROUND 12 - GRID (20 minutes)

ROW 14	27	92 Dan CLARK	
ROW 13	25	50 Darrelle WILSON	26 99 Jack WALKER-TULLY
ROW 12	23	2 Graham EWING	24 51 Simon ANDREWS
ROW 11	21	20 Damani MARCANO	22 43 Aiden MOFFAT
ROW 10	19	7 Paul DEHADRAY	20 69 Mark CLYNES
ROW 9	17	40 Simon TOMLINSON	18 16 Laura TILLET
ROW 8	15	17 Tim SNAYLAM	16 31 Matthew WILSON
ROW 7	13	6 David SUTTON	14 66 Pete LITTLER
ROW 6	11	19 Bobby THOMPSON	12 24 Simon RUDD
ROW 5	9	1 Joe FULBROOK	10 68 Sam EDWARDS
ROW 4	7	98 Robert BARRABLE	8 9 Joe MCMILLAN
ROW 3	5	3 Phil HOUSE	6 8 Aaron MASON
ROW 2	3	33 Lucas ORROCK	4 4 Tom ONSLOW-COLE
ROW 1	1	12 Michael EPPS	2 22 Howard FULLER

Pole



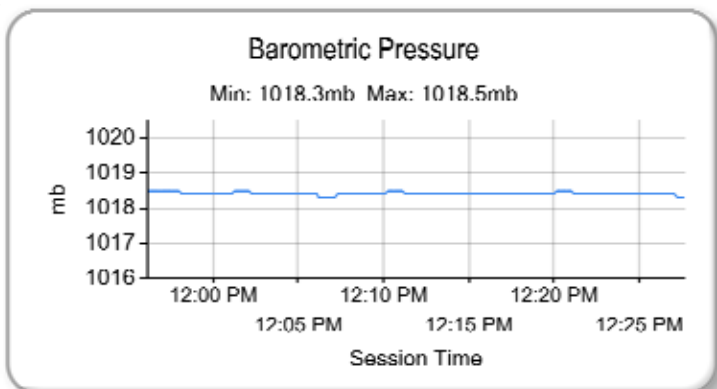
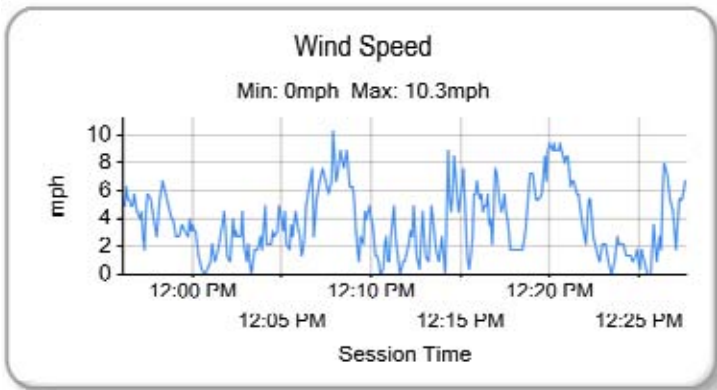
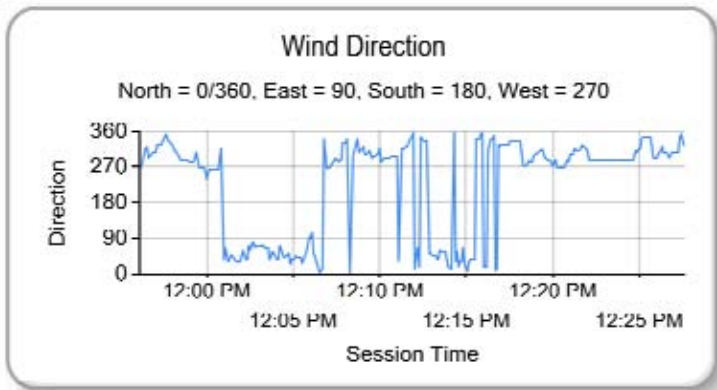
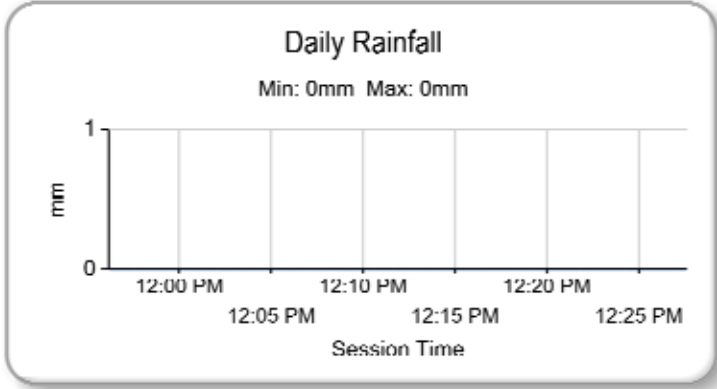
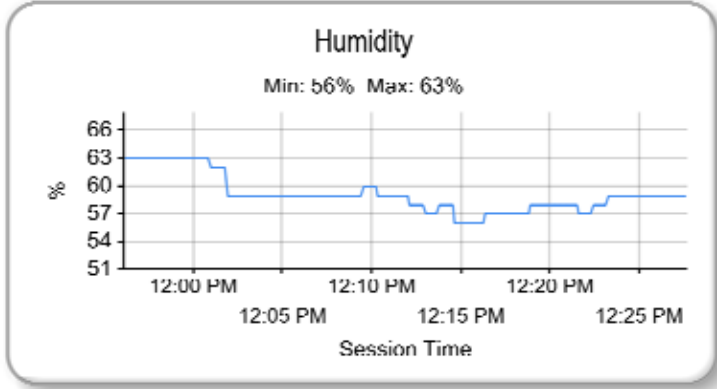
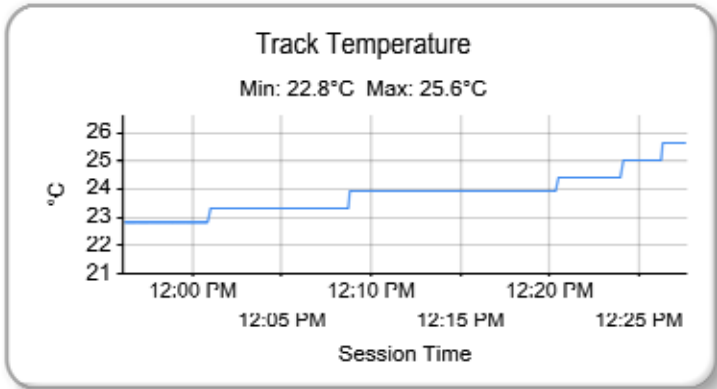
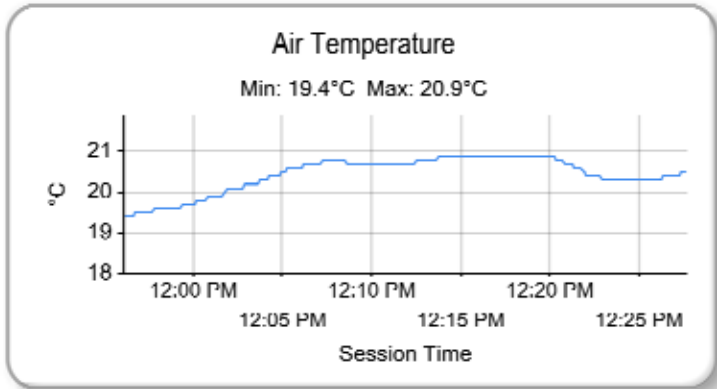
Brands Hatch GP
Circuit Length = 2.4332 miles

These results are provisional until the conclusion of any judicial and technical matters.

Clerk Of Course :		Timekeeper :
-------------------	--	--------------

Milltek Sport Volkswagen Racing Cup

RACE 8 - ROUND 11 - WEATHER CONDITIONS



Weather / Track : Bright / Dry

Brands Hatch GP
 Circuit Length = 2.4332 miles
 Start: 12:05 Flag 12:26 End: 12:27

Results can be found at www.tsl-timing.com

Printed - 12:47 Sunday, 02 August 2015

Milltek Sport Volkswagen Racing Cup

RACE 14 - ROUND 12 - CLASSIFICATION

POS	NO	NAME	ENTRY	LAPS	TIME	GAP	DIFF	MPH	BEST	ON
1	12	Michael EPPS	Golf - Team Hard Racing	3	5:11.549			84.35	1:40.516	3
2	4	Tom ONSLOW-COLE	Scirocco - Milltek Sport/KPM	3	5:12.125	0.576	0.576	84.19	1:39.684	3
3	33	Lucas ORROCK	Scirocco - Milltek Sport	3	5:12.734	1.185	0.609	84.03	1:40.079	3
4	3	Phil HOUSE	Scirocco - PH Motorsport	3	5:13.823	2.274	1.089	83.73	1:40.862	3
5	8	Aaron MASON	Scirocco - AWM Motorsport	3	5:13.841	2.292	0.018	83.73	1:40.552	3
6	6	David SUTTON	Scirocco - Slidesports	3	5:14.391	2.842	0.550	83.58	1:40.975	3
7	9	Joe MCMILLAN	Scirocco - Cobra Engineering	3	5:15.145	3.596	0.754	83.38	1:40.436	3
8	19	Bobby THOMPSON	Golf - Team Hard Racing	3	5:16.102	4.553	0.957	83.13	1:40.548	3
9	99	Jack WALKER-TULLY	Scirocco - Cooke & Mason	3	5:17.433	5.884	1.331	82.78	1:41.724	3
10	24	Simon RUDD	Golf - Team Hard Racing	3	5:17.831	6.282	0.398	82.68	1:41.814	3
11	98	Robert BARRABLE	Golf - THM Motorsport	3	5:18.665	7.116	0.834	82.46	1:43.032	3
12	17	Tim SNAYLAM	Scirocco - AWM Motorsport	3	5:18.741	7.192	0.076	82.44	1:42.304	2
13	66	Pete LITTLER	Scirocco - JW Bird Motorsport	3	5:22.637	11.088	3.896	81.45	1:43.301	3
14	31	Matthew WILSON	Golf - Complete Racing	3	5:23.295	11.746	0.658	81.28	1:44.034	2
15	69	Mark CLYNES	Scirocco - JW Bird Motorsport	3	5:30.164	18.615	6.869	79.59	1:45.220	3
16	2	Graham EWING	Golf - Slidesports	3	5:33.317	21.768	3.153	78.84	1:43.751	3
17	22	Howard FULLER	Golf - Team Hard Racing	2	6:28.182	1 Lap	1 Lap	45.13	1:49.169	1
18	43	Aiden MOFFAT	Golf - Team Hard Racing	2	6:37.366	1 Lap	9.184	44.08	1:44.020	2

NOT CLASSIFIED

DNF	68	Sam EDWARDS	Passat - Team Hard Racing	1	1:50.716	2 Laps	1 Lap	79.11	1:50.716	1
DNF	50	Darrelle WILSON	Scirocco -	1	2:02.241	2 Laps	11.525	71.65	2:02.241	1
DQ	1	Joe FULBROOK	Golf - AWM/Safe & Sound	0						

FASTEST LAP

4	Tom ONSLOW-COLE	Scirocco - Milltek Sport/KPM	3	1:39.684	87.87 mph	141.42 kph
---	-----------------	------------------------------	---	----------	-----------	------------

Cars 7, 16, 20, & 40, Did not take the restart.
Car 1, Not running at the showing of the red flag.

Weather / Track : Bright / Dry

These results are provisional until the conclusion of any judicial and technical matters.

Brands Hatch GP

Circuit Length = 2.4332 miles

Start: 17:46 Flag 17:51 End: 17:54

Clerk Of Course :	Timekeeper :
-------------------	--------------

Milltek Sport Volkswagen Racing Cup

RACE 14 - ROUND 12 - SECTOR ANALYSIS

SECTOR 1 = FL to I1, SECTOR 2 = I1 to I2, SECTOR 3 = I2 to FL, DIFF = Difference To Personal Best Lap

P1 12		Michael EPPS		Golf - Team Hard Racing						
IDEAL LAP TIME : 1:40.497		BEST LAP TIME : 1:40.516		DIFFERENCE : 0.019						
LAP	SECTOR 1	SECTOR 2	SECTOR 3	LAP TIME	MPH	DIFF	TIME OF DAY			
1 -		89.7	45.572	91.0	24.541	111.2	1:49.433 (3)	80.04	8.917	17:48:12.271
2 -	31.936	90.6	45.419	90.3	24.245	110.5	1:41.600 (2)	86.21	1.084	17:49:53.871
3 -	31.692	91.6	44.560	91.4	24.264	110.7	1:40.516 (1)	87.14		17:51:34.387

P2 4		Tom ONSLOW-COLE		Scirocco - Milltek Sport/KPM						
IDEAL LAP TIME : 1:39.684		BEST LAP TIME : 1:39.684		DIFFERENCE : 0.000						
LAP	SECTOR 1	SECTOR 2	SECTOR 3	LAP TIME	MPH	DIFF	TIME OF DAY			
1 -		89.4	46.024	87.1	24.525	113.9	1:49.623 (3)	79.90	9.939	17:48:12.461
2 -	32.033	91.0	45.712	92.6	25.073	112.9	1:42.818 (2)	85.19	3.134	17:49:55.279
3 -	30.999	89.0	44.595	92.3	24.090	113.7	1:39.684 (1)	87.87		17:51:34.963

P3 33		Lucas ORROCK		Scirocco - Milltek Sport						
IDEAL LAP TIME : 1:40.079		BEST LAP TIME : 1:40.079		DIFFERENCE : 0.000						
LAP	SECTOR 1	SECTOR 2	SECTOR 3	LAP TIME	MPH	DIFF	TIME OF DAY			
1 -		90.6	45.720	87.6	24.642	115.7	1:49.906 (3)	79.70	9.827	17:48:12.744
2 -	32.027	91.9	45.674	91.5	25.048	114.9	1:42.749 (2)	85.25	2.670	17:49:55.493
3 -	31.371	91.4	44.685	93.3	24.023	115.3	1:40.079 (1)	87.52		17:51:35.572

P4 3		Phil HOUSE		Scirocco - PH Motorsport						
IDEAL LAP TIME : 1:40.862		BEST LAP TIME : 1:40.862		DIFFERENCE : 0.000						
LAP	SECTOR 1	SECTOR 2	SECTOR 3	LAP TIME	MPH	DIFF	TIME OF DAY			
1 -		90.8	45.872	83.6	24.772	113.3	1:50.444 (3)	79.31	9.582	17:48:13.282
2 -	32.322	91.5	45.133	86.1	25.062	114.1	1:42.517 (2)	85.44	1.655	17:49:55.799
3 -	31.500	92.3	44.965	91.4	24.397	112.7	1:40.862 (1)	86.84		17:51:36.661

P5 8		Aaron MASON		Scirocco - AWM Motorsport						
IDEAL LAP TIME : 1:40.552		BEST LAP TIME : 1:40.552		DIFFERENCE : 0.000						
LAP	SECTOR 1	SECTOR 2	SECTOR 3	LAP TIME	MPH	DIFF	TIME OF DAY			
1 -		89.0	45.358	91.0	24.833	111.6	1:50.960 (3)	78.94	10.408	17:48:13.798
2 -	32.897	90.9	44.930	87.0	24.502	112.4	1:42.329 (2)	85.60	1.777	17:49:56.127
3 -	31.652	92.1	44.705	89.5	24.195	113.7	1:40.552 (1)	87.11		17:51:36.679

P6 6		David SUTTON		Scirocco - Slidesports						
IDEAL LAP TIME : 1:40.975		BEST LAP TIME : 1:40.975		DIFFERENCE : 0.000						
LAP	SECTOR 1	SECTOR 2	SECTOR 3	LAP TIME	MPH	DIFF	TIME OF DAY			
1 -		91.3	45.352	85.0	24.730	115.7	1:50.240 (3)	79.46	9.265	17:48:13.078
2 -	33.339	90.8	44.726	92.3	25.111	112.5	1:43.176 (2)	84.90	2.201	17:49:56.254
3 -	31.901	92.5	44.681	91.8	24.393	113.1	1:40.975 (1)	86.75		17:51:37.229

P7 9		Joe MCMILLAN		Scirocco - Cobra Engineering						
IDEAL LAP TIME : 1:40.436		BEST LAP TIME : 1:40.436		DIFFERENCE : 0.000						
LAP	SECTOR 1	SECTOR 2	SECTOR 3	LAP TIME	MPH	DIFF	TIME OF DAY			
1 -		85.3	45.686	91.1	24.623	113.5	1:51.277 (3)	78.72	10.841	17:48:14.115
2 -	32.977	90.4	45.719	88.0	24.736	110.9	1:43.432 (2)	84.69	2.996	17:49:57.547
3 -	31.596	91.8	44.287	88.5	24.553	112.4	1:40.436 (1)	87.21		17:51:37.983

P8 19		Bobby THOMPSON		Golf - Team Hard Racing						
IDEAL LAP TIME : 1:40.548		BEST LAP TIME : 1:40.548		DIFFERENCE : 0.000						
LAP	SECTOR 1	SECTOR 2	SECTOR 3	LAP TIME	MPH	DIFF	TIME OF DAY			
1 -		87.4	46.225	87.1	24.657	112.0	1:52.361 (3)	77.96	11.813	17:48:15.199
2 -	32.446	88.8	45.550	85.3	25.197	110.3	1:43.193 (2)	84.88	2.645	17:49:58.392
3 -	31.668	91.6	44.733	84.2	24.147	110.9	1:40.548 (1)	87.12		17:51:38.940

Weather / Track : Bright / Dry

Brands Hatch GP

Circuit Length = 2.4332 miles

Start: 17:46 Flag 17:51 End: 17:54

Milltek Sport Volkswagen Racing Cup

RACE 14 - ROUND 12 - SECTOR ANALYSIS

SECTOR 1 = FL to I1, SECTOR 2 = I1 to I2, SECTOR 3 = I2 to FL, DIFF = Difference To Personal Best Lap

P9 99		Jack WALKER-TULLY			Scirocco - Cooke & Mason					
IDEAL LAP TIME : 1:41.364		BEST LAP TIME : 1:41.724			DIFFERENCE : 0.360					
LAP	SECTOR 1	SECTOR 2		SECTOR 3		LAP TIME	MPH	DIFF	TIME OF DAY	
1 -		91.3	46.121	85.5	24.408	114.7	1:52.976 (3)	77.53	11.252	17:48:15.814
2 -	32.077	91.8	45.897	87.9	24.759	110.7	1:42.733 (2)	85.26	1.009	17:49:58.547
3 -	32.293	92.9	44.879	88.3	24.552	113.1	1:41.724 (1)	86.11		17:51:40.271

P10 24		Simon RUDD			Golf - Team Hard Racing					
IDEAL LAP TIME : 1:41.814		BEST LAP TIME : 1:41.814			DIFFERENCE : 0.000					
LAP	SECTOR 1	SECTOR 2		SECTOR 3		LAP TIME	MPH	DIFF	TIME OF DAY	
1 -		91.5	46.470	85.8	24.431	113.9	1:52.694 (3)	77.73	10.880	17:48:15.532
2 -	32.949	92.8	45.777	84.3	24.597	113.7	1:43.323 (2)	84.78	1.509	17:49:58.855
3 -	32.321	93.5	45.226	83.9	24.267	113.9	1:41.814 (1)	86.03		17:51:40.669

P11 98		Robert BARRABLE			Golf - THM Motorsport					
IDEAL LAP TIME : 1:42.907		BEST LAP TIME : 1:43.032			DIFFERENCE : 0.125					
LAP	SECTOR 1	SECTOR 2		SECTOR 3		LAP TIME	MPH	DIFF	TIME OF DAY	
1 -		89.9	46.812	86.3	24.616	109.2	1:52.168 (3)	78.09	9.136	17:48:15.006
2 -	32.334	88.8	46.214	85.5	24.917	107.0	1:43.465 (2)	84.66	0.433	17:49:58.471
3 -	32.260	89.3	46.031	85.7	24.741	108.2	1:43.032 (1)	85.02		17:51:41.503

P12 17		Tim SNAYLAM			Scirocco - AWM Motorsport					
IDEAL LAP TIME : 1:42.265		BEST LAP TIME : 1:42.304			DIFFERENCE : 0.039					
LAP	SECTOR 1	SECTOR 2		SECTOR 3		LAP TIME	MPH	DIFF	TIME OF DAY	
1 -		91.5	46.983	88.4	24.773	114.7	1:53.837 (3)	76.95	11.533	17:48:16.675
2 -	32.263	91.9	45.579	84.8	24.462	116.1	1:42.304 (1)	85.62		17:49:58.979
3 -	32.517	91.8	45.540	85.4	24.543	110.1	1:42.600 (2)	85.37	0.296	17:51:41.579

P13 66		Pete LITTLER			Scirocco - JW Bird Motorsport					
IDEAL LAP TIME : 1:43.079		BEST LAP TIME : 1:43.301			DIFFERENCE : 0.222					
LAP	SECTOR 1	SECTOR 2		SECTOR 3		LAP TIME	MPH	DIFF	TIME OF DAY	
1 -		87.2	47.468	87.7	24.943	113.7	1:55.614 (3)	75.76	12.313	17:48:18.452
2 -	32.395	89.4	46.361	87.8	24.966	113.3	1:43.722 (2)	84.45	0.421	17:50:02.174
3 -	32.026	89.0	46.110	83.5	25.165	113.1	1:43.301 (1)	84.79		17:51:45.475

P14 31		Matthew WILSON			Golf - Complete Racing					
IDEAL LAP TIME : 1:43.752		BEST LAP TIME : 1:44.034			DIFFERENCE : 0.282					
LAP	SECTOR 1	SECTOR 2		SECTOR 3		LAP TIME	MPH	DIFF	TIME OF DAY	
1 -		87.9	47.256	90.5	24.834	107.7	1:54.891 (3)	76.24	10.857	17:48:17.729
2 -	32.570	87.4	46.348	90.3	25.116	106.8	1:44.034 (1)	84.20		17:50:01.763
3 -	32.862	88.6	46.429	84.5	25.079	107.5	1:44.370 (2)	83.93	0.336	17:51:46.133

P15 69		Mark CLYNES			Scirocco - JW Bird Motorsport					
IDEAL LAP TIME : 1:45.220		BEST LAP TIME : 1:45.220			DIFFERENCE : 0.000					
LAP	SECTOR 1	SECTOR 2		SECTOR 3		LAP TIME	MPH	DIFF	TIME OF DAY	
1 -		89.0	48.312	84.8	25.548	112.5	1:58.162 (3)	74.13	12.942	17:48:21.000
2 -	33.408	90.6	47.795	83.0	25.579	113.5	1:46.782 (2)	82.03	1.562	17:50:07.782
3 -	32.921	90.4	47.011	83.1	25.288	113.3	1:45.220 (1)	83.25		17:51:53.002

P16 2		Graham EWING			Golf - Slidesports					
IDEAL LAP TIME : 1:43.569		BEST LAP TIME : 1:43.751			DIFFERENCE : 0.182					
LAP	SECTOR 1	SECTOR 2		SECTOR 3		LAP TIME	MPH	DIFF	TIME OF DAY	
1 -		90.6	46.271	83.4	24.976	110.7	2:04.440 (3)	70.39	20.689	17:48:27.278
2 -	32.760	90.8	47.069	86.0	25.297	110.7	1:45.126 (2)	83.32	1.375	17:50:12.404
3 -	32.322	91.0	46.390	84.6	25.039	110.3	1:43.751 (1)	84.43		17:51:56.155

Weather / Track : Bright / Dry

Brands Hatch GP
Circuit Length = 2.4332 miles
Start: 17:46 Flag 17:51 End: 17:54

Milltek Sport Volkswagen Racing Cup

RACE 14 - ROUND 12 - SECTOR ANALYSIS

SECTOR 1 = FL to I1, SECTOR 2 = I1 to I2, SECTOR 3 = I2 to FL, DIFF = Difference To Personal Best Lap

P17 22		Howard FULLER				Golf - Team Hard Racing				
IDEAL LAP TIME : 1:42.537		BEST LAP TIME : 1:49.169		DIFFERENCE : 6.632						
LAP	SECTOR 1	SECTOR 2	SECTOR 3	LAP TIME	MPH	DIFF	TIME OF DAY			
1 -	89.5	46.183	88.4	24.505	108.9	1:49.169 (1)	80.24	17:48:12.007		
2 -	31.849	90.5	46.246	91.6	3:20.918	103.8	4:39.013 (2)	31.39	2:49.843	17:52:51.020

P18 43		Aiden MOFFAT				Golf - Team Hard Racing				
IDEAL LAP TIME : 1:44.020		BEST LAP TIME : 1:44.020		DIFFERENCE : 0.000						
LAP	SECTOR 1	SECTOR 2	SECTOR 3	LAP TIME	MPH	DIFF	TIME OF DAY			
1 -	89.3	46.189	88.3	25.566	108.4	4:53.346 (2)	29.86	3:09.326	17:51:16.184	
2 -	33.388	83.7	45.841	83.2	24.791	109.2	1:44.020 (1)	84.21		17:53:00.204

P19 68		Sam EDWARDS				Passat - Team Hard Racing			
IDEAL LAP TIME : 1:46.790		BEST LAP TIME : 1:50.716		DIFFERENCE : 3.926					
LAP	SECTOR 1	SECTOR 2	SECTOR 3	LAP TIME	MPH	DIFF	TIME OF DAY		
1 -	89.2	45.271	88.3	24.884	114.5	1:50.716 (1)	79.11		17:48:13.554

P20 50		Darrelle WILSON				Scirocco -			
IDEAL LAP TIME : 1:46.412		BEST LAP TIME : 2:02.241		DIFFERENCE : 15.829					
LAP	SECTOR 1	SECTOR 2	SECTOR 3	LAP TIME	MPH	DIFF	TIME OF DAY		
1 -	85.7	48.349	81.4	25.182	111.1	2:02.241 (1)	71.65		17:48:25.079

Milltek Sport Volkswagen Racing Cup

RACE 14 - ROUND 12 - LAP CHART

LAP 1 @ 17:48:12.007			LAP 2 @ 17:49:53.871			LAP 3 @ 17:51:34.387		
NO	BEHIND	LAP TIME	NO	BEHIND	LAP TIME	NO	BEHIND	LAP TIME
22		1:49.169	12		1:41.600	12		1:40.516
12	0.264	1:49.433	4	1.408	1:42.818	4	0.576	1:39.684
4	0.454	1:49.623	33	1.622	1:42.749	33	1.185	1:40.079
33	0.737	1:49.906	3	1.928	1:42.517	3	2.274	1:40.862
6	1.071	1:50.240	8	2.256	1:42.329	8	2.292	1:40.552
3	1.275	1:50.444	6	2.383	1:43.176	6	2.842	1:40.975
68	1.547	1:50.716	9	3.676	1:43.432	9	3.596	1:40.436
8	1.791	1:50.960	19	4.521	1:43.193	19	4.553	1:40.548
9	2.108	1:51.277	98	4.600	1:43.465	99	5.884	1:41.724
98	2.999	1:52.168	99	4.676	1:42.733	24	6.282	1:41.814
19	3.192	1:52.361	24	4.984	1:43.323	98	7.116	1:43.032
24	3.525	1:52.694	17	5.108	1:42.304	17	7.192	1:42.600
99	3.807	1:52.976	31	7.892	1:44.034	66	11.088	1:43.301
17	4.668	1:53.837	66	8.303	1:43.722	31	11.746	1:44.370
31	5.722	1:54.891	69	13.911	1:46.782	69	18.615	1:45.220
66	6.445	1:55.614	2	18.533	1:45.126	2	21.768	1:43.751
69	8.993	1:58.162	43	1 Lap	4:53.346	22	1 Lap	4:39.013
50	13.072	2:02.241				43	1 Lap	1:44.020
2	15.271	2:04.440						

Weather / Track : Bright / Dry

Results can be found at www.tsl-timing.com

Brands Hatch GP
Circuit Length = 2.4332 miles
Start: 17:46 Flag 17:51 End: 17:54

Printed - 17:59 Sunday, 02 August 2015

Milltek Sport Volkswagen Racing Cup

RACE 14 - ROUND 12 - POSITION CHART

No	Name	Lap	1	2	3
		Pos			
1	FULBROOK	1	22	12	12
2	EWING	2	12	4	4
3	HOUSE	3	4	33	33
4	ONSLow-COLE	4	33	3	3
6	SUTTON	5	6	8	8
8	MASON	6	3	6	6
9	McMILLAN	7	68	9	9
12	EPPS	8	8	19	19
17	SNAYLAM	9	9	98	99
19	THOMPSON	10	98	99	24
22	FULLER	11	19	24	98
24	RUDD	12	24	17	17
31	WILSON	13	99	31	66
33	ORROCK	14	17	66	31
66	LITTLER	15	31	69	69
69	CLYNES	16	66	2	2
98	BARRABLE	17	69	22	
99	WALKER-TULLY	18	50	43	
68	EDWARDS	19	2		
43	MOFFAT	20	43		
50	WILSON	21			

Weather / Track : Bright / Dry

Results can be found at www.tsl-timing.com

Brands Hatch GP
 Circuit Length = 2.4332 miles
 Start: 17:46 Flag 17:51 End: 17:54

Printed - 17:58 Sunday, 02 August 2015

Milltek Sport Volkswagen Racing Cup

RACE 14 - ROUND 12 - BEST SPEEDS

POS	INTERMEDIATE 1			INTERMEDIATE 2			FINISH LINE		
	NO	NAME	MPH	NO	NAME	MPH	NO	NAME	MPH
1	24	RUDD	93.5	33	ORROCK	93.3	17	SNAYLAM	116.1
2	99	WALKER-TULLY	92.9	4	ONSLow-COLE	92.6	6	SUTTON	115.7
3	6	SUTTON	92.5	6	SUTTON	92.3	33	ORROCK	115.7
4	3	HOUSE	92.3	22	FULLER	91.6	99	WALKER-TULLY	114.7
5	8	MASON	92.1	3	HOUSE	91.4	68	EDWARDS	114.5
6	17	SNAYLAM	91.9	12	EPPS	91.4	3	HOUSE	114.1
7	33	ORROCK	91.9	9	MCMILLAN	91.1	4	ONSLow-COLE	113.9
8	9	MCMILLAN	91.8	8	MASON	91.0	24	RUDD	113.9
9	12	EPPS	91.6	31	WILSON	90.5	8	MASON	113.7
10	19	THOMPSON	91.6	17	SNAYLAM	88.4	66	LITTLER	113.7
11	2	EWING	91.0	99	WALKER-TULLY	88.3	9	MCMILLAN	113.5
12	4	ONSLow-COLE	91.0	68	EDWARDS	88.3	69	CLYNES	113.5
13	69	CLYNES	90.6	43	MOFFAT	88.3	19	THOMPSON	112.0
14	22	FULLER	90.5	66	LITTLER	87.8	12	EPPS	111.2
15	98	BARRABLE	89.9	19	THOMPSON	87.1	50	WILSON	111.1
16	66	LITTLER	89.4	98	BARRABLE	86.3	2	EWING	110.7
17	43	MOFFAT	89.3	2	EWING	86.0	98	BARRABLE	109.2
18	68	EDWARDS	89.2	24	RUDD	85.8	43	MOFFAT	109.2
19	31	WILSON	88.6	69	CLYNES	84.8	22	FULLER	108.9
20	50	WILSON	88.1	50	WILSON	81.4	31	WILSON	107.7
21									

Weather / Track : Bright / Dry

Results can be found at www.tsl-timing.com

Brands Hatch GP
Circuit Length = 2.4332 miles
Start: 17:46 Flag 17:51 End: 17:54

Printed - 17:57 Sunday, 02 August 2015

Milltek Sport Volkswagen Racing Cup

RACE 14 - ROUND 12 - BEST SECTORS

SECTOR 1			SECTOR 2			SECTOR 3			IDEAL / BEST COMPARISON						
POS	NO	NAME	TIME	NO	NAME	TIME	NO	NAME	TIME	POS	NO	NAME	IDEAL	BEST	DIFF
													PERFECT LAP	1:39.309	
1	4	ONSLow-COLE	30.999	9	MCMILLAN	44.287	33	ORROCK	24.023	1	4	ONSLow-COLE	1:39.684	1:39.684	0.000
2	33	ORROCK	31.371	12	EPPS	44.560	4	ONSLow-COLE	24.090	2	33	ORROCK	1:40.079	1:40.079	0.000
3	3	HOUSE	31.500	4	ONSLow-COLE	44.595	19	THOMPSON	24.147	3	9	MCMILLAN	1:40.436	1:40.436	0.000
4	9	MCMILLAN	31.596	6	SUTTON	44.681	8	MASON	24.195	4	12	EPPS	1:40.497	1:40.516	0.019
5	8	MASON	31.652	33	ORROCK	44.685	12	EPPS	24.245	5	19	THOMPSON	1:40.548	1:40.548	0.000
6	19	THOMPSON	31.668	8	MASON	44.705	24	RUDD	24.267	6	8	MASON	1:40.552	1:40.552	0.000
7	12	EPPS	31.692	19	THOMPSON	44.733	6	SUTTON	24.393	7	3	HOUSE	1:40.862	1:40.862	0.000
8	22	FULLER	31.849	99	WALKER-TULLY	44.879	3	HOUSE	24.397	8	6	SUTTON	1:40.975	1:40.975	0.000
9	6	SUTTON	31.901	3	HOUSE	44.965	99	WALKER-TULLY	24.408	9	99	WALKER-TULLY	1:41.364	1:41.724	0.360
10	66	LITTLER	32.026	24	RUDD	45.226	17	SNAYLAM	24.462	10	24	RUDD	1:41.814	1:41.814	0.000
11	99	WALKER-TULLY	32.077	68	EDWARDS	45.271	22	FULLER	24.505	11	17	SNAYLAM	1:42.265	1:42.304	0.039
12	98	BARRABLE	32.260	17	SNAYLAM	45.540	9	MCMILLAN	24.553	12	22	FULLER	1:42.537	1:49.169	6.632
13	17	SNAYLAM	32.263	43	MOFFAT	45.841	98	BARRABLE	24.616	13	98	BARRABLE	1:42.907	1:43.032	0.125
14	24	RUDD	32.321	98	BARRABLE	46.031	43	MOFFAT	24.791	14	66	LITTLER	1:43.079	1:43.301	0.222
15	2	EWING	32.322	66	LITTLER	46.110	31	WILSON	24.834	15	2	EWING	1:43.569	1:43.751	0.182
16	31	WILSON	32.570	22	FULLER	46.183	68	EDWARDS	24.884	16	31	WILSON	1:43.752	1:44.034	0.282
17	50	WILSON	32.881	2	EWING	46.271	66	LITTLER	24.943	17	43	MOFFAT	1:44.020	1:44.020	0.000
18	69	CLYNES	32.921	31	WILSON	46.348	2	EWING	24.976	18	69	CLYNES	1:45.220	1:45.220	0.000
19	43	MOFFAT	33.388	69	CLYNES	47.011	50	WILSON	25.182	19	50	WILSON	1:46.412	2:02.241	15.829
20	68	EDWARDS	36.635	50	WILSON	48.349	69	CLYNES	25.288	20	68	EDWARDS	1:46.790	1:50.716	3.926
21															

Weather / Track : Bright / Dry

Results can be found at www.tsl-timing.com

Brands Hatch GP

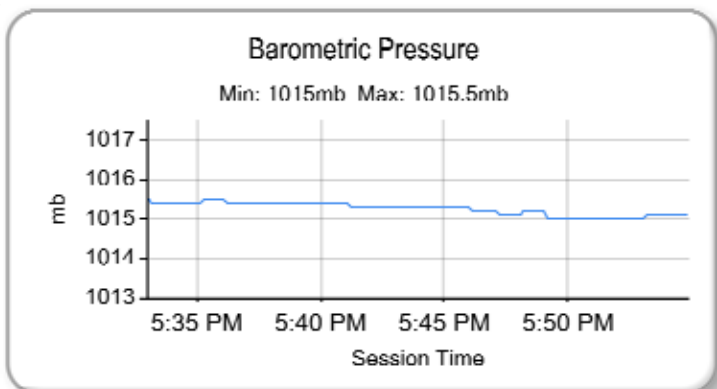
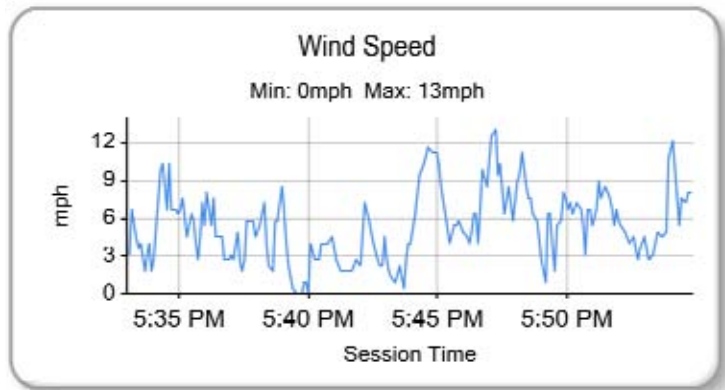
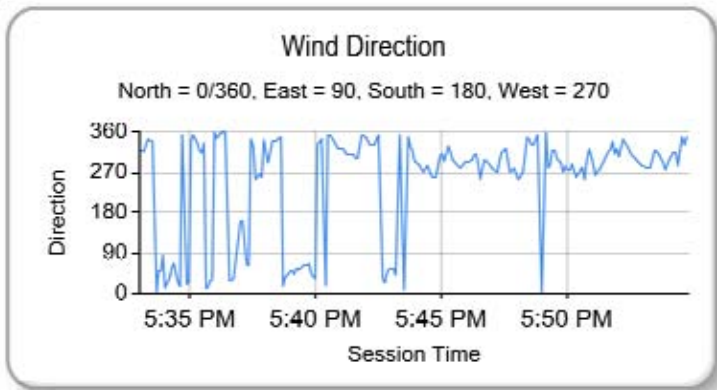
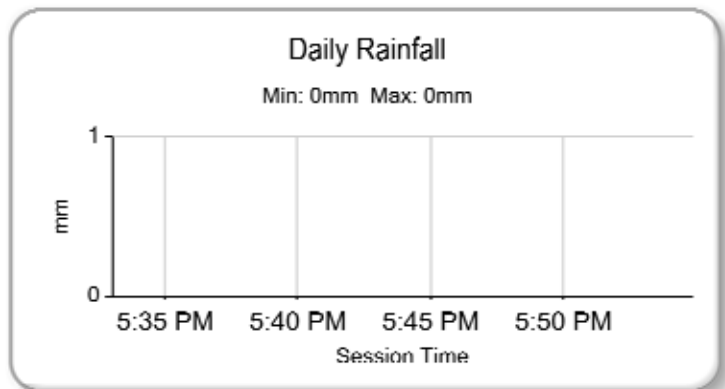
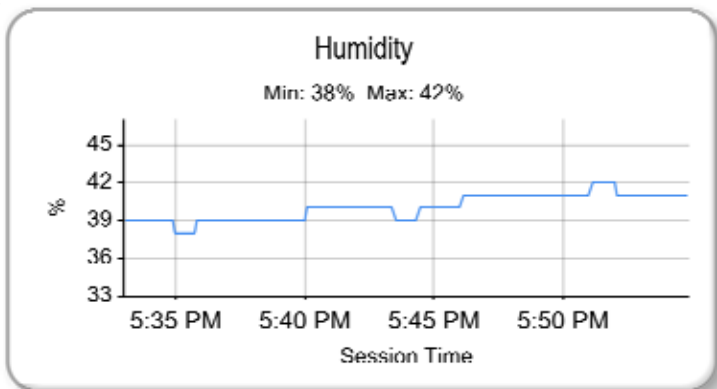
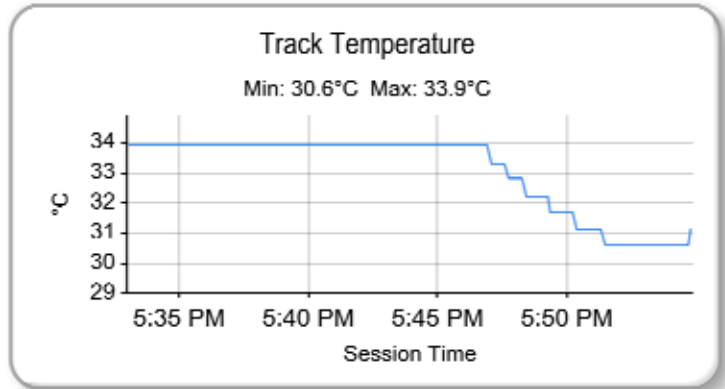
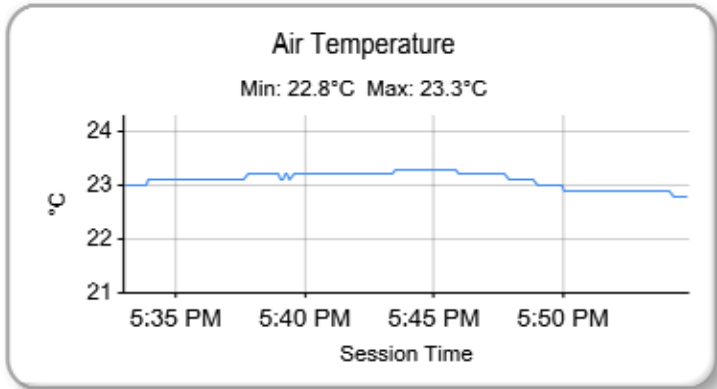
Circuit Length = 2.4332 miles

Start: 17:46 Flag 17:51 End: 17:54

Printed - 17:56 Sunday, 02 August 2015

Milltek Sport Volkswagen Racing Cup

RACE 14 - ROUND 12 - WEATHER CONDITIONS



Weather / Track : Bright / Dry

Results can be found at www.tsl-timing.com

Brands Hatch GP
 Circuit Length = 2.4332 miles
 Start: 17:46 Flag 17:51 End: 17:54

Printed - 18:10 Sunday, 02 August 2015