



MILLTEK SPORT VOLKSWAGEN RACING CUP

Round 7, 8 & 9
Silverstone GP Circuit

30th & 31st May 2015



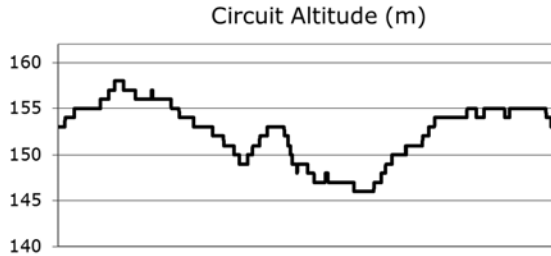
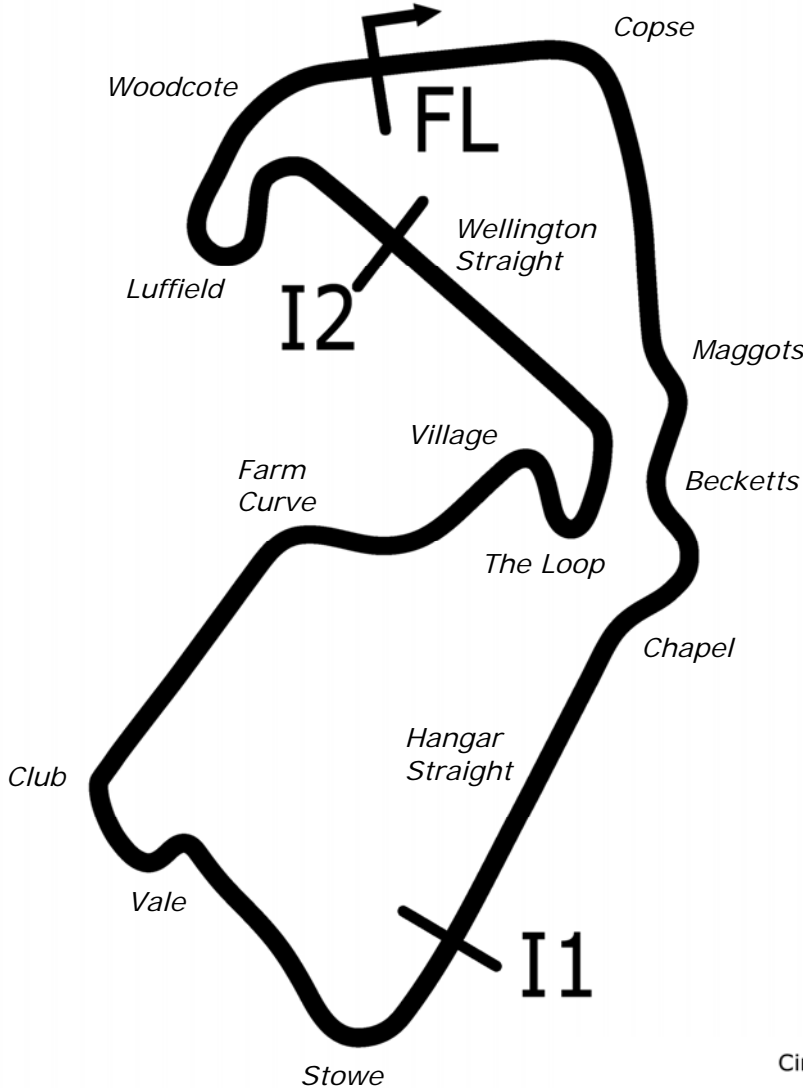
Results Provided by Timing Solutions Ltd
www.tsl-timing.com

Silverstone GP



SPORTS TIMING

TIMING SOLUTIONS LTD



Length	3.6605 miles	5891.0 m	
FL		52.07872 N	1.01711 W
I1	2033m	52.06559 N	1.01486 W
I2	4857m	52.07603 N	1.01669 W
Pit Entry	5839m	52.07859 N	1.01758 W
Pit Exit	305m after FL	52.07880 N	1.01268 W
Pit Entry–Pit Exit 336m, 24.2s @50kph			

All results available at www.tsl-timing.com

Milltek Sport Volkswagen Racing Cup

QUALIFYING - RACE 1 - ROUND 7 - CLASSIFICATION - AMENDED

POS	NO	NAME	ENTRY	TIME	ON	LAPS	GAP	DIFF	MPH
1	6	David SUTTON	Scirocco - Slidesports	2:23.730	6	8			91.68
2	22	Howard FULLER	Golf - Team Hard Racing	2:24.458	8	8	0.728	0.728	91.22
3	3	Phil HOUSE	Scirocco - PH Motorsport	2:24.552	5	8	0.822	0.094	91.16
4	33	Lucas ORROCK	Scirocco - Milltek Sport	2:24.944	4	8	1.214	0.392	90.91
5	1	Joe FULBROOK	Golf - AWM Safe & Sound	2:25.334	8	8	1.604	0.390	90.67
6	8	Aaron MASON	Scirocco - AWM Motorsport	2:25.353	6	8	1.623	0.019	90.66
7	36	Thomas WITTS	Scirocco - Maximum Motorsport	2:25.952	5	8	2.222	0.599	90.28
8	98	Robert BARRABLE	Golf - THM Motorsport	2:26.158	6	8	2.428	0.206	90.16
9	50	Darrelle WILSON	Scirocco - DW Racing	2:26.774	6	8	3.044	0.616	89.78
10	24	Simon RUDD	Golf - Team Hard Racing	2:26.892	7	8	3.162	0.118	89.71
11	29	Chris PANAYIOTOU	Scirocco - Slidesports	2:26.988	4	8	3.258	0.096	89.65
12	99	Jack WALKER-TULLY	Scirocco - Cooke & Mason	2:27.166	4	6	3.436	0.178	89.54
13	19	Bobby THOMPSON	Golf - Team Hard Racing	2:27.349	7	8	3.619	0.183	89.43
14	51	Simon ANDREWS	Golf - AWM/Safe & Sound	2:28.233	7	8	4.503	0.884	88.89
15	38	Lee CHRISTOPHER	Scirocco - Slidesports	2:29.214	8	8	5.484	0.981	88.31
16	7	Paul DEHADRAY	Scirocco - JW Bird Motorsport	2:29.377	8	8	5.647	0.163	88.21
17	20	Damani MARCANO	Golf - Team Hard Racing	2:29.547	7	8	5.817	0.170	88.11
18	77	Mark SMITH	Scirocco - Infront Motorsport	2:29.977	8	8	6.247	0.430	87.86
19	66	Pete LITTLER	Scirocco - JW Bird Motorsport	2:30.126	5	8	6.396	0.149	87.77
20	55	Simon DEATON	Scirocco - Maximum Motorsport	2:30.206	5	8	6.476	0.080	87.73
21	42	Phil MORRIS	Golf - KPM Racing	2:31.494	6	8	7.764	1.288	86.98
22	31	Matthew WILSON	Golf - Complete Racing	2:31.622	8	8	7.892	0.128	86.91
23	52	Karolis STANIUKYNAS	Golf - Team Hard Racing	2:31.773	6	8	8.043	0.151	86.82
24	2	Graham EWING	Golf - Slidesports	2:32.976	5	8	9.246	1.203	86.14
25	16	Laura TILLET	Golf - Team Hard Racing	2:33.031	4	6	9.301	0.055	86.11
26	69	Mark CLYNES	Scirocco - JW Bird Motorsport	2:35.008	4	8	11.278	1.977	85.01
DQ	9	Joe MCMILLAN	Scirocco - Cobra Engineering						
DQ	12	Michael EPPS	Golf - Team Hard Racing						

Cars 9 & 12. Qualifying times disallowed due to a technical infringement.

Weather / Track : Cloudy / Dry

These results are provisional until the conclusion of any judicial and technical matters.

Silverstone GP

Circuit Length = 3.6604 miles

Start: 16:49 Flag 17:09 End: 17:12

Clerk Of Course :	Timekeeper :
-------------------	--------------

Milltek Sport Volkswagen Racing Cup

QUALIFYING - RACE 1 - ROUND 7 - SECTOR ANALYSIS

SECTOR 1 = FL to I1, SECTOR 2 = I1 to I2, SECTOR 3 = I2 to FL, DIFF = Difference To Personal Best Lap

P1 12		Michael EPPS		Golf - Team Hard Racing						
IDEAL LAP TIME : 2:23.104		BEST LAP TIME : 2:23.121		DIFFERENCE : 0.017						
LAP	SECTOR 1		SECTOR 2		SECTOR 3		LAP TIME	MPH	DIFF	TIME OF DAY
1 -	48.776	124.0	1:16.758	121.5	26.887	112.4	2:32.421	86.45	9.300	16:52:50.309
2 -	45.008	127.0	1:14.417	120.2	26.634	113.1	2:26.059	90.22	2.938	16:55:16.368
3 -	44.538	127.0	1:13.642	120.0	26.836	112.2	2:25.016	90.87	1.895	16:57:41.384
4 -	44.609	125.2	1:12.969	121.3	26.335	112.9	2:23.913	91.56	0.792	17:00:05.297
5 -	44.002	124.9	1:12.890	120.9	26.294	112.6	2:23.186 (2)	92.03	0.065	17:02:28.483
6 -	44.019	125.6	1:12.834	121.3	26.268	112.2	2:23.121 (1)	92.07		17:04:51.604
7 -	44.056	124.9	1:12.864	119.1	26.303	113.5	2:23.223 (3)	92.00	0.102	17:07:14.827
8 -	47.479	108.5	1:16.697	117.9	IN PIT		2:41.851 P	81.41	18.730	17:09:56.678

P2 6		David SUTTON		Scirocco - Slidesports						
IDEAL LAP TIME : 2:23.399		BEST LAP TIME : 2:23.730		DIFFERENCE : 0.331						
LAP	SECTOR 1		SECTOR 2		SECTOR 3		LAP TIME	MPH	DIFF	TIME OF DAY
1 -	51.129	122.0	1:20.226	119.1	27.826	111.2	2:39.181	82.78	15.451	16:53:02.166
2 -	46.452	126.1	1:17.005	118.9	27.955	110.7	2:31.412	87.03	7.682	16:55:33.578
3 -	44.944	125.4	1:14.054	118.7	26.353	111.4	2:25.351	90.66	1.621	16:57:58.929
4 -	44.204	123.3	1:13.601	118.3	26.146	111.4	2:23.951 (2)	91.54	0.221	17:00:22.880
5 -	49.798	103.2	1:15.297	119.1	26.655	111.8	2:31.750	86.83	8.020	17:02:54.630
6 -	44.198	123.1	1:13.219	118.5	26.313	111.4	2:23.730 (1)	91.68		17:05:18.360
7 -	44.034	124.0	1:13.735	118.9	26.552	110.5	2:24.321	91.30	0.591	17:07:42.681
8 -	44.053	123.8	1:13.609	119.1	26.371	111.0	2:24.033 (3)	91.49	0.303	17:10:06.714

P3 22		Howard FULLER		Golf - Team Hard Racing						
IDEAL LAP TIME : 2:24.351		BEST LAP TIME : 2:24.458		DIFFERENCE : 0.107						
LAP	SECTOR 1		SECTOR 2		SECTOR 3		LAP TIME	MPH	DIFF	TIME OF DAY
1 -	51.082	116.1	1:17.549	112.7	26.859	108.5	2:35.490	84.75	11.032	16:52:42.154
2 -	45.222	120.9	1:14.255	114.1	26.515	109.0	2:25.992	90.26	1.534	16:55:08.146
3 -	44.929	118.5	1:13.762	113.1	26.508	108.3	2:25.199	90.75	0.741	16:57:33.345
4 -	44.926	118.1	1:13.677	113.7	26.307	107.9	2:24.910 (3)	90.93	0.452	16:59:58.255
5 -	44.922	117.5	1:13.885	113.3	26.264	107.4	2:25.071	90.83	0.613	17:02:23.326
6 -	46.821	102.7	1:26.330	113.7	26.426	109.6	2:39.577	82.57	15.119	17:05:02.903
7 -	44.557	119.4	1:13.865	115.1	26.227	109.4	2:24.649 (2)	91.10	0.191	17:07:27.552
8 -	44.447	120.2	1:13.717	116.1	26.294	109.2	2:24.458 (1)	91.22		17:09:52.010

P4 3		Phil HOUSE		Scirocco - PH Motorsport						
IDEAL LAP TIME : 2:24.371		BEST LAP TIME : 2:24.552		DIFFERENCE : 0.181						
LAP	SECTOR 1		SECTOR 2		SECTOR 3		LAP TIME	MPH	DIFF	TIME OF DAY
1 -	51.078	116.9	1:20.447	112.0	28.700	104.7	2:40.225	82.24	15.673	16:53:09.634
2 -	45.897	120.2	1:16.333	115.3	26.918	106.2	2:29.148	88.35	4.596	16:55:38.782
3 -	44.725	120.9	1:13.979	115.3	26.330	109.6	2:25.034 (3)	90.86	0.482	16:58:03.816
4 -	44.569	120.9	1:13.851	115.3	26.273	109.9	2:24.693 (2)	91.07	0.141	17:00:28.509
5 -	44.247	121.3	1:13.967	115.5	26.338	107.6	2:24.552 (1)	91.16		17:02:53.061
6 -	50.997	104.0	1:18.540	115.3	27.201	106.0	2:36.738	84.07	12.186	17:05:29.799
7 -	44.374	120.9	1:14.256	115.5	26.685	107.8	2:25.315	90.68	0.763	17:07:55.114
8 -	52.899	74.1	1:30.036	81.5	IN PIT		2:59.792 P	73.29	35.240	17:10:54.906

P5 9		Joe MCMILLAN		Scirocco - Cobra Engineering						
IDEAL LAP TIME : 2:24.409		BEST LAP TIME : 2:24.670		DIFFERENCE : 0.261						
LAP	SECTOR 1		SECTOR 2		SECTOR 3		LAP TIME	MPH	DIFF	TIME OF DAY
1 -	51.711	112.0	1:21.597	117.3	27.378	109.7	2:40.686	82.00	16.016	16:52:59.454
2 -	47.117	122.9	1:15.960	119.6	28.449	110.3	2:31.526	86.96	6.856	16:55:30.980
3 -	46.619	121.5	1:15.902	120.0	26.634	111.2	2:29.155	88.34	4.485	16:58:00.135
4 -	44.777	124.2	1:13.869	119.4	26.293	113.3	2:24.939 (2)	90.91	0.269	17:00:25.074
5 -	45.214	122.9	1:13.622	119.1	26.642	110.7	2:25.478 (3)	90.58	0.808	17:02:50.552
6 -	44.665	124.2	1:13.451	120.0	26.554	111.0	2:24.670 (1)	91.08		17:05:15.222
7 -	56.354	97.5	1:18.103	120.9	IN PIT		2:49.162 P	77.90	24.492	17:08:04.384

Weather / Track : Cloudy / Dry

Silverstone GP
Circuit Length = 3.6604 miles
Start: 16:49 Flag 17:09 End: 17:12

Milltek Sport Volkswagen Racing Cup

QUALIFYING - RACE 1 - ROUND 7 - SECTOR ANALYSIS

SECTOR 1 = FL to I1, SECTOR 2 = I1 to I2, SECTOR 3 = I2 to FL, DIFF = Difference To Personal Best Lap

P6		33		Lucas ORROCK		Scirocco - Milltek Sport				
IDEAL LAP TIME : 2:24.944		BEST LAP TIME : 2:24.944		DIFFERENCE : 0.000						
LAP	SECTOR 1		SECTOR 2		SECTOR 3		LAP TIME	MPH	DIFF	TIME OF DAY
1 -	1:13.870	64.0	1:35.838	89.5	27.653	107.4	3:17.361	66.76	52.417	16:54:01.621
2 -	45.745	119.8	1:15.505	114.1	26.502	108.1	2:27.752	89.18	2.808	16:56:29.373
3 -	44.925	120.9	1:14.110	115.7	26.470	109.2	2:25.505 (3)	90.56	0.561	16:58:54.878
4 -	44.619	120.2	1:13.889	116.1	26.436	110.9	2:24.944 (1)	90.91		17:01:19.822
5 -	45.888	120.6	1:14.275	116.5	26.596	110.3	2:26.759	89.79	1.815	17:03:46.581
6 -	44.916	96.2	1:39.942	88.4	27.549	107.9	2:52.407	76.43	27.463	17:06:38.988
7 -	44.896	120.4	1:14.307	116.1	26.444	108.1	2:25.647	90.47	0.703	17:09:04.635
8 -	44.705	120.2	1:14.281	115.7	26.439	110.1	2:25.425 (2)	90.61	0.481	17:11:30.060

P7		1		Joe FULBROOK		Golf - AWM Safe & Sound				
IDEAL LAP TIME : 2:25.036		BEST LAP TIME : 2:25.334		DIFFERENCE : 0.298						
LAP	SECTOR 1		SECTOR 2		SECTOR 3		LAP TIME	MPH	DIFF	TIME OF DAY
1 -	50.387	115.7	1:19.126	114.5	27.708	108.8	2:37.221	83.81	11.887	16:52:46.992
2 -	46.514	120.2	1:16.082	117.7	26.763	108.7	2:29.359	88.22	4.025	16:55:16.351
3 -	45.359	121.7	1:14.544	117.3	26.663	109.4	2:26.566	89.91	1.232	16:57:42.917
4 -	44.965	121.1	1:13.956	117.5	26.554	109.7	2:25.475 (2)	90.58	0.141	17:00:08.392
5 -	45.280	120.0	1:14.355	116.1	26.365	109.4	2:26.000	90.25	0.666	17:02:34.392
6 -	45.385	119.6	1:14.049	117.1	26.458	109.4	2:25.892	90.32	0.558	17:05:00.284
7 -	44.911	119.8	1:14.201	117.1	26.505	109.2	2:25.617 (3)	90.49	0.283	17:07:25.901
8 -	45.145	119.4	1:13.760	118.1	26.429	109.0	2:25.334 (1)	90.67		17:09:51.235

P8		8		Aaron MASON		Scirocco - AWM Motorsport				
IDEAL LAP TIME : 2:25.353		BEST LAP TIME : 2:25.353		DIFFERENCE : 0.000						
LAP	SECTOR 1		SECTOR 2		SECTOR 3		LAP TIME	MPH	DIFF	TIME OF DAY
1 -	51.239	115.9	1:19.027	112.9	27.520	109.0	2:37.786	83.51	12.433	16:52:45.791
2 -	46.908	117.3	1:15.537	114.1	26.520	109.4	2:28.965	88.46	3.612	16:55:14.756
3 -	45.367	118.1	1:14.610	115.7	26.841	108.7	2:26.818	89.75	1.465	16:57:41.574
4 -	45.132	120.9	1:14.267	114.1	26.600	108.7	2:25.999	90.25	0.646	17:00:07.573
5 -	44.992	120.6	1:14.107	114.7	26.628	109.6	2:25.727 (3)	90.42	0.374	17:02:33.300
6 -	44.800	120.0	1:14.079	115.1	26.474	109.7	2:25.353 (1)	90.66		17:04:58.653
7 -	44.960	119.1	1:14.389	114.5	26.667	109.9	2:26.016	90.24	0.663	17:07:24.669
8 -	44.908	118.9	1:14.122	114.5	26.607	108.1	2:25.637 (2)	90.48	0.284	17:09:50.306

P9		36		Thomas WITTS		Scirocco - Maximum Motorsport				
IDEAL LAP TIME : 2:25.820		BEST LAP TIME : 2:25.952		DIFFERENCE : 0.132						
LAP	SECTOR 1		SECTOR 2		SECTOR 3		LAP TIME	MPH	DIFF	TIME OF DAY
1 -	52.453	121.1	1:20.829	114.5	28.103	108.8	2:41.385	81.65	15.433	16:53:11.667
2 -	47.409	122.4	1:17.834	116.9	27.180	110.5	2:32.423	86.45	6.471	16:55:44.090
3 -	45.384	124.0	1:18.474	116.7	26.979	109.7	2:30.837	87.36	4.885	16:58:14.927
4 -	44.864	123.3	1:14.796	118.3	26.753	109.9	2:26.413 (3)	90.00	0.461	17:00:41.340
5 -	44.691	123.5	1:14.554	116.7	26.707	110.3	2:25.952 (1)	90.28		17:03:07.292
6 -	44.804	122.0	1:15.310	116.1	26.810	110.3	2:26.924	89.69	0.972	17:05:34.216
7 -	44.862	121.5	1:14.422	117.3	26.725	110.1	2:26.009 (2)	90.25	0.057	17:08:00.225
8 -	45.180	112.7	1:29.308	90.8	IN PIT		2:52.461 P	76.41	26.509	17:10:52.686

P10		98		Robert BARRABLE		Golf - THM Motorsport				
IDEAL LAP TIME : 2:25.837		BEST LAP TIME : 2:26.158		DIFFERENCE : 0.321						
LAP	SECTOR 1		SECTOR 2		SECTOR 3		LAP TIME	MPH	DIFF	TIME OF DAY
1 -	49.646	118.1	1:19.719	113.7	27.368	106.5	2:36.733	84.07	10.575	16:53:12.134
2 -	47.402	121.5	1:18.391	114.3	26.994	106.2	2:32.787	86.24	6.629	16:55:44.921
3 -	45.199	122.6	1:17.426	114.7	26.861	105.7	2:29.486	88.15	3.328	16:58:14.407
4 -	45.066	118.1	1:14.544	114.1	26.641	105.7	2:26.251 (2)	90.10	0.093	17:00:40.658
5 -	45.410	118.1	1:16.106	114.3	27.304	105.7	2:28.820	88.54	2.662	17:03:09.478
6 -	44.857	119.4	1:14.865	113.9	26.436	106.9	2:26.158 (1)	90.16		17:05:35.636
7 -	44.911	119.6	1:14.646	114.3	26.766	98.7	2:26.323 (3)	90.05	0.165	17:08:01.959
8 -	52.996	94.3	1:23.972	107.0	28.113	105.2	2:45.081	79.82	18.923	17:10:47.400

Silverstone GP

Circuit Length = 3.6604 miles

Start: 16:49 Flag 17:09 End: 17:12

Weather / Track : Cloudy / Dry

Milltek Sport Volkswagen Racing Cup

QUALIFYING - RACE 1 - ROUND 7 - SECTOR ANALYSIS

SECTOR 1 = FL to I1, SECTOR 2 = I1 to I2, SECTOR 3 = I2 to FL, DIFF = Difference To Personal Best Lap

P11 50		Darrelle WILSON		Scirocco - DW Racing						
IDEAL LAP TIME : 2:26.771		BEST LAP TIME : 2:26.774		DIFFERENCE : 0.003						
LAP	SECTOR 1		SECTOR 2		SECTOR 3		LAP TIME	MPH	DIFF	TIME OF DAY
1 -	51.001	116.7	1:18.754	114.3	28.625	109.9	2:38.380	83.20	11.606	16:52:45.986
2 -	47.068	117.1	1:16.852	113.1	27.477	111.0	2:31.397	87.04	4.623	16:55:17.383
3 -	45.491	121.3	1:15.006	115.3	27.080	109.2	2:27.577	89.29	0.803	16:57:44.960
4 -	46.598	113.1	1:15.635	114.7	27.219	109.2	2:29.452	88.17	2.678	17:00:14.412
5 -	45.813	118.1	1:14.726	114.5	27.009	108.7	2:27.548	89.31	0.774	17:02:41.960
6 -	45.494	118.7	1:14.540	114.7	26.740	107.6	2:26.774 (1)	89.78		17:05:08.734
7 -	45.551	119.1	1:14.766	114.1	26.961	109.4	2:27.278 (3)	89.47	0.504	17:07:36.012
8 -	45.711	118.7	1:14.702	115.1	26.863	109.6	2:27.276 (2)	89.47	0.502	17:10:03.288

P12 24		Simon RUDD		Golf - Team Hard Racing						
IDEAL LAP TIME : 2:26.834		BEST LAP TIME : 2:26.892		DIFFERENCE : 0.058						
LAP	SECTOR 1		SECTOR 2		SECTOR 3		LAP TIME	MPH	DIFF	TIME OF DAY
1 -	50.442	116.7	1:17.984	112.2	27.639	108.3	2:36.065	84.43	9.173	16:52:40.486
2 -	46.058	118.9	1:16.052	116.1	26.886	106.7	2:28.996	88.44	2.104	16:55:09.482
3 -	48.146	114.1	1:22.146	113.9	28.023	106.4	2:38.315	83.23	11.423	16:57:47.797
4 -	45.595	119.8	1:15.265	114.5	27.083	108.7	2:27.943	89.07	1.051	17:00:15.740
5 -	45.402	120.4	1:15.322	114.5	27.046	107.8	2:27.770 (3)	89.17	0.878	17:02:43.510
6 -	45.260	120.4	1:14.984	115.1	26.847	106.2	2:27.091 (2)	89.58	0.199	17:05:10.601
7 -	45.004	120.6	1:15.042	115.7	26.846	106.4	2:26.892 (1)	89.71		17:07:37.493
8 -	45.087	120.2	1:15.702	114.9	28.842	108.3	2:29.631	88.06	2.739	17:10:07.124

P13 29		Chris PANAYIOTOU		Scirocco - Slidesports						
IDEAL LAP TIME : 2:25.999		BEST LAP TIME : 2:26.988		DIFFERENCE : 0.989						
LAP	SECTOR 1		SECTOR 2		SECTOR 3		LAP TIME	MPH	DIFF	TIME OF DAY
1 -	51.544	121.3	1:22.371	89.0	28.684	111.2	2:42.599	81.04	15.611	16:53:13.292
2 -	46.864	125.9	1:18.418	97.5	28.050	109.9	2:33.332	85.94	6.344	16:55:46.624
3 -	45.657	124.7	1:16.218	118.9	26.891	111.4	2:28.766	88.58	1.778	16:58:15.390
4 -	45.831	124.2	1:14.700	117.9	26.457	110.5	2:26.988 (1)	89.65		17:00:42.378
5 -	44.842	124.7	1:24.917	114.7	27.680	110.5	2:37.439	83.70	10.451	17:03:19.817
6 -	45.109	122.6	1:14.899	117.1	27.131	110.3	2:27.139 (2)	89.56	0.151	17:05:46.956
7 -	45.063	123.5	1:15.440	117.3	26.915	109.9	2:27.418 (3)	89.39	0.430	17:08:14.374
8 -	51.729	113.7	1:26.063	96.6	IN PIT		2:56.166 P	74.80	29.178	17:11:10.540

P14 99		Jack WALKER-TULLY		Scirocco - Cooke & Mason						
IDEAL LAP TIME : 2:26.533		BEST LAP TIME : 2:27.166		DIFFERENCE : 0.633						
LAP	SECTOR 1		SECTOR 2		SECTOR 3		LAP TIME	MPH	DIFF	TIME OF DAY
1 -	53.057	104.3	1:32.981	110.7	27.783	105.9	2:53.821	75.81	26.655	16:53:37.220
2 -	46.929	116.9	1:16.147	116.3	26.823	106.7	2:29.899 (3)	87.91	2.733	16:56:07.119
3 -	45.631	118.3	1:14.960	114.9	26.738	106.9	2:27.329 (2)	89.44	0.163	16:58:34.448
4 -	45.019	117.9	1:14.776	117.5	27.371	107.6	2:27.166 (1)	89.54		17:01:01.614
5 -	52.052	94.2	1:24.177	105.1	26.940	107.1	2:43.169	80.76	16.003	17:03:44.783
6 -	45.265	120.6	1:18.147	90.6	IN PIT		2:36.082 P	84.42	8.916	17:06:20.865

P15 19		Bobby THOMPSON		Golf - Team Hard Racing						
IDEAL LAP TIME : 2:26.898		BEST LAP TIME : 2:27.349		DIFFERENCE : 0.451						
LAP	SECTOR 1		SECTOR 2		SECTOR 3		LAP TIME	MPH	DIFF	TIME OF DAY
1 -	51.383	115.5	1:20.269	111.8	27.931	106.5	2:39.583	82.57	12.234	16:53:04.441
2 -	48.864	116.7	1:19.929	111.4	27.448	106.9	2:36.241	84.34	8.892	16:55:40.682
3 -	47.601	113.7	1:16.169	111.1	26.847	106.4	2:30.617	87.49	3.268	16:58:11.299
4 -	45.935	115.5	1:15.500	110.7	26.450	107.4	2:27.885 (3)	89.10	0.536	17:00:39.184
5 -	46.632	114.3	1:17.006	112.0	27.123	104.7	2:30.761	87.40	3.412	17:03:09.945
6 -	45.615	116.5	1:14.954	112.5	26.876	105.7	2:27.445 (2)	89.37	0.096	17:05:37.390
7 -	45.668	115.7	1:15.071	110.5	26.610	105.7	2:27.349 (1)	89.43		17:08:04.739
8 -	45.494	115.3	2:21.751	51.6	IN PIT		3:49.222 P	57.48	1:21.873	17:11:53.961

Weather / Track : Cloudy / Dry

Silverstone GP
Circuit Length = 3.6604 miles
Start: 16:49 Flag 17:09 End: 17:12

Milltek Sport Volkswagen Racing Cup

QUALIFYING - RACE 1 - ROUND 7 - SECTOR ANALYSIS

SECTOR 1 = FL to I1, SECTOR 2 = I1 to I2, SECTOR 3 = I2 to FL, DIFF = Difference To Personal Best Lap

P16 51		Simon ANDREWS					Golf - AWM/Safe & Sound			
IDEAL LAP TIME : 2:27.890		BEST LAP TIME : 2:28.233			DIFFERENCE : 0.343					
LAP	SECTOR 1		SECTOR 2		SECTOR 3		LAP TIME	MPH	DIFF	TIME OF DAY
1 -	52.553	112.0	1:23.491	109.4	29.279	106.4	2:45.323	79.70	17.090	16:52:59.375
2 -	49.242	117.7	1:19.097	116.1	28.218	108.1	2:36.557	84.17	8.324	16:55:35.932
3 -	47.867	113.3	1:16.981	116.5	27.366	108.5	2:32.214	86.57	3.981	16:58:08.146
4 -	46.766	118.9	1:16.221	116.5	27.547	107.6	2:30.534 (3)	87.54	2.301	17:00:38.680
5 -	47.619	109.1	1:17.073	116.1	27.111	109.9	2:31.803	86.80	3.570	17:03:10.483
6 -	46.427	121.3	1:15.018	118.1	27.220	109.0	2:28.665 (2)	88.64	0.432	17:05:39.148
7 -	45.761	121.5	1:15.282	117.3	27.190	108.3	2:28.233 (1)	88.89		17:08:07.381
8 -	46.446	120.0	1:17.104	107.2	IN PIT		2:42.897 P	80.89	14.664	17:10:50.278

P17 38		Lee CHRISTOPHER					Scirocco - Slidesports			
IDEAL LAP TIME : 2:29.089		BEST LAP TIME : 2:29.214			DIFFERENCE : 0.125					
LAP	SECTOR 1		SECTOR 2		SECTOR 3		LAP TIME	MPH	DIFF	TIME OF DAY
1 -	52.050	122.9	1:23.511	106.6	29.679	110.9	2:45.240	79.74	16.026	16:53:17.519
2 -	47.107	125.6	1:20.492	117.9	27.645	110.9	2:35.244	84.88	6.030	16:55:52.763
3 -	46.345	123.8	1:19.723	116.7	27.510	110.3	2:33.578	85.80	4.364	16:58:26.341
4 -	46.816	123.5	1:18.505	116.3	27.396	110.9	2:32.717	86.28	3.503	17:00:59.058
5 -	45.889	123.1	1:16.533	104.3	28.055	110.9	2:30.477 (3)	87.57	1.263	17:03:29.535
6 -	48.159	122.4	1:18.366	114.9	27.422	109.6	2:33.947	85.59	4.733	17:06:03.482
7 -	45.565	123.8	1:17.137	112.0	27.570	110.5	2:30.272 (2)	87.69	1.058	17:08:33.754
8 -	45.601	122.9	1:16.128	115.7	27.485	110.7	2:29.214 (1)	88.31		17:11:02.968

P18 7		Paul DEHADRAY					Scirocco - JW Bird Motorsport			
IDEAL LAP TIME : 2:28.793		BEST LAP TIME : 2:29.377			DIFFERENCE : 0.584					
LAP	SECTOR 1		SECTOR 2		SECTOR 3		LAP TIME	MPH	DIFF	TIME OF DAY
1 -	52.027	114.9	1:25.068	111.1	28.747	108.1	2:45.842	79.45	16.465	16:53:02.003
2 -	50.504	118.5	1:21.237	112.2	27.834	110.5	2:39.575	82.58	10.198	16:55:41.578
3 -	47.093	118.7	1:23.767	103.4	28.382	108.5	2:39.242	82.75	9.865	16:58:20.820
4 -	50.771	116.5	1:17.745	112.4	27.327	108.3	2:35.843	84.55	6.466	17:00:56.663
5 -	47.406	119.6	1:17.204	113.7	27.441	109.0	2:32.051 (3)	86.66	2.674	17:03:28.714
6 -	48.150	118.1	1:19.052	114.1	27.003	108.8	2:34.205	85.45	4.828	17:06:02.919
7 -	45.844	117.9	1:17.072	111.4	27.103	109.0	2:30.019 (2)	87.84	0.642	17:08:32.938
8 -	46.299	116.9	1:15.946	111.6	27.132	108.7	2:29.377 (1)	88.21		17:11:02.315

P19 20		Damani MARCANO					Golf - Team Hard Racing			
IDEAL LAP TIME : 2:29.127		BEST LAP TIME : 2:29.547			DIFFERENCE : 0.420					
LAP	SECTOR 1		SECTOR 2		SECTOR 3		LAP TIME	MPH	DIFF	TIME OF DAY
1 -	52.826	120.9	1:25.096	108.2	29.999	111.6	2:47.921	78.47	18.374	16:53:10.658
2 -	48.370	122.2	1:22.633	116.5	27.916	112.0	2:38.919	82.92	9.372	16:55:49.577
3 -	47.851	124.2	1:20.864	117.3	27.690	112.4	2:36.405	84.25	6.858	16:58:25.982
4 -	46.718	121.7	1:19.819	116.5	27.672	114.7	2:34.209	85.45	4.662	17:01:00.191
5 -	45.890	126.8	1:17.266	120.4	27.241	111.4	2:30.397 (3)	87.62	0.850	17:03:30.588
6 -	48.019	124.9	1:18.509	117.1	27.726	112.4	2:34.254	85.42	4.707	17:06:04.842
7 -	46.310	124.9	1:16.317	118.7	26.920	113.5	2:29.547 (1)	88.11		17:08:34.389
8 -	46.109	124.5	1:16.327	120.0	27.142	111.6	2:29.578 (2)	88.09	0.031	17:11:03.967

P20 77		Mark SMITH					Scirocco - Infront Motorsport			
IDEAL LAP TIME : 2:29.977		BEST LAP TIME : 2:29.977			DIFFERENCE : 0.000					
LAP	SECTOR 1		SECTOR 2		SECTOR 3		LAP TIME	MPH	DIFF	TIME OF DAY
1 -	53.252	118.1	1:24.118	117.3	28.956	112.8	2:46.326	79.22	16.349	16:53:04.825
2 -	49.977	121.3	1:19.474	118.5	27.655	112.4	2:37.106	83.87	7.129	16:55:41.931
3 -	47.380	122.2	1:20.058	118.3	27.261	111.0	2:34.699	85.18	4.722	16:58:16.630
4 -	47.441	121.7	1:18.926	115.9	27.445	110.9	2:33.812 (3)	85.67	3.835	17:00:50.442
5 -	51.414	116.3	1:18.724	113.3	27.518	110.7	2:37.656	83.58	7.679	17:03:28.098
6 -	56.342	97.9	1:20.183	117.5	27.142	110.9	2:43.667	80.51	13.690	17:06:11.765
7 -	46.379	121.3	1:18.050	118.5	27.290	110.3	2:31.719 (2)	86.85	1.742	17:08:43.484
8 -	45.952	119.8	1:17.019	116.7	27.006	110.1	2:29.977 (1)	87.86		17:11:13.461

Silverstone GP

Circuit Length = 3.6604 miles

Start: 16:49 Flag 17:09 End: 17:12

Weather / Track : Cloudy / Dry

Milltek Sport Volkswagen Racing Cup

QUALIFYING - RACE 1 - ROUND 7 - SECTOR ANALYSIS

SECTOR 1 = FL to I1, SECTOR 2 = I1 to I2, SECTOR 3 = I2 to FL, DIFF = Difference To Personal Best Lap

P21 66		Pete LITTLER		Scirocco - JW Bird Motorsport						
IDEAL LAP TIME : 2:29.747		BEST LAP TIME : 2:30.126		DIFFERENCE : 0.379						
LAP	SECTOR 1		SECTOR 2		SECTOR 3		LAP TIME	MPH	DIFF	TIME OF DAY
1 -	51.072	117.9	1:20.633	114.7	28.543	108.1	2:40.248	82.23	10.122	16:53:16.729
2 -	47.665	118.5	1:18.696	115.1	27.018	108.7	2:33.379	85.91	3.253	16:55:50.108
3 -	47.862	120.6	1:19.729	113.5	27.500	108.1	2:35.091	84.96	4.965	16:58:25.199
4 -	46.996	113.5	1:17.593	112.7	27.286	107.8	2:31.875	86.76	1.749	17:00:57.074
5 -	45.997	118.7	1:17.345	112.9	26.784	110.3	2:30.126 (1)	87.77		17:03:27.200
6 -	49.001	118.1	1:17.719	113.3	27.005	108.5	2:33.725	85.72	3.599	17:06:00.925
7 -	46.079	120.2	1:17.025	110.7	27.285	108.1	2:30.389 (3)	87.62	0.263	17:08:31.314
8 -	45.938	117.5	1:17.039	106.5	27.389	107.4	2:30.366 (2)	87.63	0.240	17:11:01.680

P22 55		Simon DEATON		Scirocco - Maximum Motorsport						
IDEAL LAP TIME : 2:29.315		BEST LAP TIME : 2:30.206		DIFFERENCE : 0.891						
LAP	SECTOR 1		SECTOR 2		SECTOR 3		LAP TIME	MPH	DIFF	TIME OF DAY
1 -	52.890	103.8	1:33.281	111.6	27.982	110.1	2:54.153	75.66	23.947	16:53:38.356
2 -	47.728	120.2	1:19.235	114.9	27.260	109.7	2:34.223	85.44	4.017	16:56:12.579
3 -	48.054	120.0	1:18.915	115.1	27.326	109.9	2:34.295	85.40	4.089	16:58:46.874
4 -	47.126	118.3	1:17.513	115.3	27.554	110.5	2:32.193	86.58	1.987	17:01:19.067
5 -	47.164	122.4	1:15.841	116.9	27.201	111.0	2:30.206 (1)	87.73		17:03:49.273
6 -	46.702	121.3	1:16.848	116.7	27.092	110.3	2:30.642 (3)	87.47	0.436	17:06:19.915
7 -	46.936	120.4	1:16.223	116.1	27.338	109.9	2:30.497 (2)	87.56	0.291	17:08:50.412
8 -	46.382	121.1	1:17.157	115.3	27.113	110.1	2:30.652	87.47	0.446	17:11:21.064

P23 42		Phil MORRIS		Golf - KPM Racing						
IDEAL LAP TIME : 2:31.483		BEST LAP TIME : 2:31.494		DIFFERENCE : 0.011						
LAP	SECTOR 1		SECTOR 2		SECTOR 3		LAP TIME	MPH	DIFF	TIME OF DAY
1 -	53.423	110.5	1:24.100	112.0	28.149	107.6	2:45.672	79.54	14.178	16:53:20.081
2 -	48.394	116.9	1:18.352	112.0	27.549	107.6	2:34.295	85.40	2.801	16:55:54.376
3 -	49.010	86.3	1:25.240	110.0	27.289	107.2	2:41.539	81.57	10.045	16:58:35.915
4 -	47.785	115.7	1:17.651	112.0	27.182	105.7	2:32.618 (3)	86.34	1.124	17:01:08.533
5 -	48.522	114.7	1:17.411	111.1	27.306	106.4	2:33.239	85.99	1.745	17:03:41.772
6 -	47.357	115.5	1:16.944	113.1	27.193	106.4	2:31.494 (1)	86.98		17:06:13.266
7 -	47.513	116.3	1:17.133	112.9	27.329	106.5	2:31.975 (2)	86.71	0.481	17:08:45.241
8 -	48.591	115.3	1:20.289	105.6	31.289	104.5	2:40.169	82.27	8.675	17:11:25.410

P24 31		Matthew WILSON		Golf - Complete Racing						
IDEAL LAP TIME : 2:31.374		BEST LAP TIME : 2:31.622		DIFFERENCE : 0.248						
LAP	SECTOR 1		SECTOR 2		SECTOR 3		LAP TIME	MPH	DIFF	TIME OF DAY
1 -	54.938	105.1	1:25.648	107.2	30.236	101.0	2:50.822	77.14	19.200	16:53:02.840
2 -	53.227	113.7	1:23.833	111.2	28.206	105.5	2:45.266	79.73	13.644	16:55:48.106
3 -	49.477	115.5	1:21.362	112.9	29.115	103.8	2:39.954	82.38	8.332	16:58:28.060
4 -	47.644	116.9	1:17.587	113.3	28.001	106.2	2:33.232	85.99	1.610	17:01:01.292
5 -	47.969	116.5	1:16.635	113.7	27.441	102.2	2:32.045 (2)	86.67	0.423	17:03:33.337
6 -	48.636	114.9	1:18.282	114.9	27.438	105.9	2:34.356	85.37	2.734	17:06:07.693
7 -	47.561	118.9	1:17.359	112.2	27.746	102.9	2:32.666 (3)	86.31	1.044	17:08:40.359
8 -	47.641	114.3	1:16.803	111.4	27.178	102.9	2:31.622 (1)	86.91		17:11:11.981

P25 52		Karolis STANIUKYNAS		Golf - Team Hard Racing						
IDEAL LAP TIME : 2:31.122		BEST LAP TIME : 2:31.773		DIFFERENCE : 0.651						
LAP	SECTOR 1		SECTOR 2		SECTOR 3		LAP TIME	MPH	DIFF	TIME OF DAY
1 -	52.443	111.1	1:24.617	109.2	28.402	106.0	2:45.462	79.64	13.689	16:53:30.587
2 -	48.734	116.1	1:20.512	111.4	27.885	109.0	2:37.131	83.86	5.358	16:56:07.718
3 -	47.447	118.7	1:18.370	113.3	27.414	106.9	2:33.231	85.99	1.458	16:58:40.949
4 -	47.401	117.5	1:18.536	113.1	27.371	106.5	2:33.308	85.95	1.535	17:01:14.257
5 -	47.502	117.5	1:18.022	110.1	27.684	107.9	2:33.208 (3)	86.01	1.435	17:03:47.465
6 -	46.424	118.5	1:18.283	113.3	27.066	105.7	2:31.773 (1)	86.82		17:06:19.238
7 -	48.383	119.8	1:17.632	114.1	27.476	107.1	2:33.491	85.85	1.718	17:08:52.729

Weather / Track : Cloudy / Dry

Silverstone GP

Circuit Length = 3.6604 miles

Start: 16:49 Flag 17:09 End: 17:12

Milltek Sport Volkswagen Racing Cup

QUALIFYING - RACE 1 - ROUND 7 - SECTOR ANALYSIS

SECTOR 1 = FL to I1, SECTOR 2 = I1 to I2, SECTOR 3 = I2 to FL, DIFF = Difference To Personal Best Lap

8 - 46.958 118.7 1:17.661 **114.1** 27.317 108.1 2:31.936 **(2)** 86.73 0.163 17:11:24.665

P26 2		Graham EWING				Golf - Slidesports				
IDEAL LAP TIME : 2:31.466		BEST LAP TIME : 2:32.976		DIFFERENCE : 1.510						
LAP	SECTOR 1		SECTOR 2		SECTOR 3		LAP TIME	MPH	DIFF	TIME OF DAY
1 -	55.978	92.1	1:25.026	114.1	28.594	109.6	2:49.598	77.70	16.622	16:53:16.114
2 -	48.151	119.1	1:20.899	114.1	28.571	107.1	2:37.621	83.60	4.645	16:55:53.735
3 -	46.733	121.3	1:19.002	116.3	28.274	108.1	2:34.009	85.56	1.033	16:58:27.744
4 -	46.361	120.9	1:18.406	113.7	28.337	109.0	2:33.104 (2)	86.07	0.128	17:01:00.848
5 -	46.121	120.4	1:17.846	114.3	29.009	81.4	2:32.976 (1)	86.14		17:03:33.824
6 -	48.066	118.7	1:18.027	115.1	27.499	107.1	2:33.592 (3)	85.79	0.616	17:06:07.416
7 -	47.504	118.5	1:24.180	113.5	27.517	105.5	2:39.201	82.77	6.225	17:08:46.617
8 -	47.387	119.8	1:19.997	112.0	28.484	107.1	2:35.868	84.54	2.892	17:11:22.485

P27 16		Laura TILLET				Golf - Team Hard Racing				
IDEAL LAP TIME : 2:32.824		BEST LAP TIME : 2:33.031		DIFFERENCE : 0.207						
LAP	SECTOR 1		SECTOR 2		SECTOR 3		LAP TIME	MPH	DIFF	TIME OF DAY
1 -	50.923	114.3	1:22.054	105.1	31.782	102.5	2:44.759	79.98	11.728	16:52:53.768
2 -	48.273	110.0	1:19.204	107.7	39.180	100.1	2:46.657	79.07	13.626	16:55:40.425
3 -	48.447	113.1	1:21.924	108.0	27.648	103.7	2:38.019 (3)	83.39	4.988	16:58:18.444
4 -	46.849	112.5	1:18.486	110.5	27.696	103.4	2:33.031 (1)	86.11		17:00:51.475
5 -	48.278	111.6	1:19.275	107.5	27.489	101.3	2:35.042 (2)	84.99	2.011	17:03:26.517
6 -	50.400	101.9	1:22.931	107.7	IN PIT		2:49.582 P	77.70	16.551	17:06:16.099

P28 69		Mark CLYNES				Scirocco - JW Bird Motorsport				
IDEAL LAP TIME : 2:34.532		BEST LAP TIME : 2:35.008		DIFFERENCE : 0.476						
LAP	SECTOR 1		SECTOR 2		SECTOR 3		LAP TIME	MPH	DIFF	TIME OF DAY
1 -	53.135	110.3	1:23.497	113.9	28.667	108.5	2:45.299	79.72	10.291	16:53:03.023
2 -	49.079	119.4	1:19.431	113.9	28.315	108.8	2:36.825	84.02	1.817	16:55:39.848
3 -	48.326	118.7	1:18.412	114.1	28.444	107.8	2:35.182 (2)	84.91	0.174	16:58:15.030
4 -	48.640	119.8	1:18.574	114.1	27.794	108.8	2:35.008 (1)	85.01		17:00:50.038
5 -	48.668	118.3	1:20.012	109.1	28.024	107.6	2:36.704 (3)	84.09	1.696	17:03:26.742
6 -	49.949	118.3	1:20.476	113.1	28.392	109.4	2:38.817	82.97	3.809	17:06:05.559
7 -	50.571	120.4	1:19.620	113.1	28.703	105.3	2:38.894	82.93	3.886	17:08:44.453
8 -	48.564	118.7	1:20.438	112.7	28.278	109.7	2:37.280	83.78	2.272	17:11:21.733

Milltek Sport Volkswagen Racing Cup

QUALIFYING - RACE 1 - ROUND 7 - BEST SPEEDS

POS	INTERMEDIATE 1			INTERMEDIATE 2			FINISH LINE		
	NO	NAME	MPH	NO	NAME	MPH	NO	NAME	MPH
1	12	EPPS	127.0	12	EPPS	121.5	20	MARCANO	114.7
2	20	MARCANO	126.8	9	MCMILLAN	120.9	12	EPPS	113.5
3	6	SUTTON	126.1	20	MARCANO	120.4	9	MCMILLAN	113.3
4	29	PANAYIOTOU	125.9	6	SUTTON	119.1	77	SMITH	112.8
5	38	CHRISTOPHER	125.6	29	PANAYIOTOU	118.9	6	SUTTON	111.8
6	9	MCMILLAN	124.2	77	SMITH	118.5	29	PANAYIOTOU	111.4
7	36	WITTS	124.0	36	WITTS	118.3	55	DEATON	111.0
8	98	BARRABLE	122.6	1	FULBROOK	118.1	50	WILSON	111.0
9	55	DEATON	122.4	51	ANDREWS	118.1	38	CHRISTOPHER	110.9
10	77	SMITH	122.2	38	CHRISTOPHER	117.9	33	ORROCK	110.9
11	1	FULBROOK	121.7	99	WALKER-TULLY	117.5	7	DEHADRAY	110.5
12	51	ANDREWS	121.5	55	DEATON	116.9	36	WITTS	110.5
13	2	EWING	121.3	33	ORROCK	116.5	66	LITTLER	110.3
14	3	HOUSE	121.3	2	EWING	116.3	3	HOUSE	109.9
15	50	WILSON	121.3	24	RUDD	116.1	8	MASON	109.9
16	8	MASON	120.9	22	FULLER	116.1	51	ANDREWS	109.9
17	33	ORROCK	120.9	8	MASON	115.7	1	FULBROOK	109.7
18	22	FULLER	120.9	3	HOUSE	115.5	69	CLYNES	109.7
19	99	WALKER-TULLY	120.6	50	WILSON	115.3	2	EWING	109.6
20	66	LITTLER	120.6	66	LITTLER	115.1	22	FULLER	109.6
21	24	RUDD	120.6	31	WILSON	114.9	52	STANIUKYNAS	109.0
22	69	CLYNES	120.4	98	BARRABLE	114.7	24	RUDD	108.7
23	52	STANIUKYNAS	119.8	7	DEHADRAY	114.1	99	WALKER-TULLY	107.6
24	7	DEHADRAY	119.6	69	CLYNES	114.1	42	MORRIS	107.6
25	31	WILSON	118.9	52	STANIUKYNAS	114.1	19	THOMPSON	107.4
26	42	MORRIS	116.9	42	MORRIS	113.1	98	BARRABLE	106.9
27	19	THOMPSON	116.7	19	THOMPSON	112.5	31	WILSON	106.2
28	16	TILLET	114.3	16	TILLET	110.5	16	TILLET	103.7

Weather / Track : Cloudy / Dry

Results can be found at www.tsl-timing.com

Silverstone GP
Circuit Length = 3.6604 miles
Start: 16:49 Flag 17:09 End: 17:12

Printed - 17:15 Saturday, 30 May 2015

Milltek Sport Volkswagen Racing Cup

QUALIFYING - RACE 1 - ROUND 7 - BEST SECTORS

SECTOR 1			SECTOR 2			SECTOR 3			IDEAL / BEST COMPARISON						
POS	NO	NAME	TIME	NO	NAME	TIME	NO	NAME	TIME	POS	NO	NAME	IDEAL	BEST	DIFF
													PERFECT LAP	2:22.982	
1	12	EPPS	44.002	12	EPPS	1:12.834	6	SUTTON	26.146	1	12	EPPS	2:23.104	2:23.121	0.017
2	6	SUTTON	44.034	6	SUTTON	1:13.219	22	FULLER	26.227	2	6	SUTTON	2:23.399	2:23.730	0.331
3	3	HOUSE	44.247	9	MCMILLAN	1:13.451	12	EPPS	26.268	3	22	FULLER	2:24.351	2:24.458	0.107
4	22	FULLER	44.447	22	FULLER	1:13.677	3	HOUSE	26.273	4	3	HOUSE	2:24.371	2:24.552	0.181
5	33	ORROCK	44.619	1	FULBROOK	1:13.760	9	MCMILLAN	26.293	5	9	MCMILLAN	2:24.409	2:24.670	0.261
6	9	MCMILLAN	44.665	3	HOUSE	1:13.851	1	FULBROOK	26.365	6	33	ORROCK	2:24.944	2:24.944	0.000
7	36	WITTS	44.691	33	ORROCK	1:13.889	98	BARRABLE	26.436	7	1	FULBROOK	2:25.036	2:25.334	0.298
8	8	MASON	44.800	8	MASON	1:14.079	33	ORROCK	26.436	8	8	MASON	2:25.353	2:25.353	0.000
9	29	PANAYIOTOU	44.842	36	WITTS	1:14.422	19	THOMPSON	26.450	9	36	WITTS	2:25.820	2:25.952	0.132
10	98	BARRABLE	44.857	50	WILSON	1:14.540	29	PANAYIOTOU	26.457	10	98	BARRABLE	2:25.837	2:26.158	0.321
11	1	FULBROOK	44.911	98	BARRABLE	1:14.544	8	MASON	26.474	11	29	PANAYIOTOU	2:25.999	2:26.988	0.989
12	24	RUDD	45.004	29	PANAYIOTOU	1:14.700	36	WITTS	26.707	12	99	WALKER-TULLY	2:26.533	2:27.166	0.633
13	99	WALKER-TULLY	45.019	99	WALKER-TULLY	1:14.776	99	WALKER-TULLY	26.738	13	50	WILSON	2:26.771	2:26.774	0.003
14	50	WILSON	45.491	19	THOMPSON	1:14.954	50	WILSON	26.740	14	24	RUDD	2:26.834	2:26.892	0.058
15	19	THOMPSON	45.494	24	RUDD	1:14.984	66	LITTLER	26.784	15	19	THOMPSON	2:26.898	2:27.349	0.451
16	38	CHRISTOPHER	45.565	51	ANDREWS	1:15.018	24	RUDD	26.846	16	51	ANDREWS	2:27.890	2:28.233	0.343
17	51	ANDREWS	45.761	55	DEATON	1:15.841	20	MARCANO	26.920	17	7	DEHADRAY	2:28.793	2:29.377	0.584
18	7	DEHADRAY	45.844	7	DEHADRAY	1:15.946	7	DEHADRAY	27.003	18	38	CHRISTOPHER	2:29.089	2:29.214	0.125
19	20	MARCANO	45.890	38	CHRISTOPHER	1:16.128	77	SMITH	27.006	19	20	MARCANO	2:29.127	2:29.547	0.420
20	66	LITTLER	45.938	20	MARCANO	1:16.317	52	STANIUKYNAS	27.066	20	55	DEATON	2:29.315	2:30.206	0.891
21	77	SMITH	45.952	31	WILSON	1:16.635	55	DEATON	27.092	21	66	LITTLER	2:29.747	2:30.126	0.379
22	2	EWING	46.121	42	MORRIS	1:16.944	51	ANDREWS	27.111	22	77	SMITH	2:29.977	2:29.977	0.000
23	55	DEATON	46.382	77	SMITH	1:17.019	31	WILSON	27.178	23	52	STANIUKYNAS	2:31.122	2:31.773	0.651
24	52	STANIUKYNAS	46.424	66	LITTLER	1:17.025	42	MORRIS	27.182	24	31	WILSON	2:31.374	2:31.622	0.248
25	16	TILLET	46.849	52	STANIUKYNAS	1:17.632	38	CHRISTOPHER	27.396	25	2	EWING	2:31.466	2:32.976	1.510
26	42	MORRIS	47.357	2	EWING	1:17.846	16	TILLET	27.489	26	42	MORRIS	2:31.483	2:31.494	0.011
27	31	WILSON	47.561	69	CLYNES	1:18.412	2	EWING	27.499	27	16	TILLET	2:32.824	2:33.031	0.207
28	69	CLYNES	48.326	16	TILLET	1:18.486	69	CLYNES	27.794	28	69	CLYNES	2:34.532	2:35.008	0.476

Weather / Track : Cloudy / Dry

Silverstone GP

Circuit Length = 3.6604 miles

Start: 16:49 Flag 17:09 End: 17:12

Results can be found at www.tsl-timing.com

Printed - 17:14 Saturday, 30 May 2015

Milltek Sport Volkswagen Racing Cup

RACE 1 - ROUND 7 - GRID (20 minutes) - AMENDED

ROW 15	29	12	Michael EPPS	30	9	Joe MCMILLAN	
ROW 14		27	40	Simon TOMLINSON			
ROW 13		25	16	Laura TILLET	26	69	Mark CLYNES
ROW 12			2:33.031			2:35.008	
ROW 12		23	52	Karolis STANIUKYNAS	24	2	Graham EWING
ROW 11			2:31.773			2:32.976	
ROW 11		21	42	Phil MORRIS	22	31	Matthew WILSON
ROW 10			2:31.494			2:31.622	
ROW 10		19	66	Pete LITTLER	20	55	Simon DEATON
ROW 9			2:30.126			2:30.206	
ROW 9		17	20	Damani MARCANO	18	77	Mark SMITH
ROW 8			2:29.547			2:29.977	
ROW 8		15	38	Lee CHRISTOPHER	16	7	Paul DEHADRAY
ROW 7			2:29.214			2:29.377	
ROW 7		13	19	Bobby THOMPSON	14	51	Simon ANDREWS
ROW 6			2:27.349			2:28.233	
ROW 6		11	29	Chris PANAYIOTOU	12	99	Jack WALKER-TULLY
ROW 5			2:26.988			2:27.166	
ROW 5		9	50	Darrelle WILSON	10	24	Simon RUDD
ROW 4			2:26.774			2:26.892	
ROW 4		7	36	Thomas WITTS	8	98	Robert BARRABLE
ROW 3			2:25.952			2:26.158	
ROW 3		5	1	Joe FULBROOK	6	8	Aaron MASON
ROW 2			2:25.334			2:25.353	
ROW 2		3	3	Phil HOUSE	4	33	Lucas ORROCK
ROW 1			2:24.552			2:24.944	
ROW 1		1	6	David SUTTON	2	22	Howard FULLER
			2:23.730			2:24.458	
			Pole				

Cars 9 & 12. Back of grid plus 10 seconds.

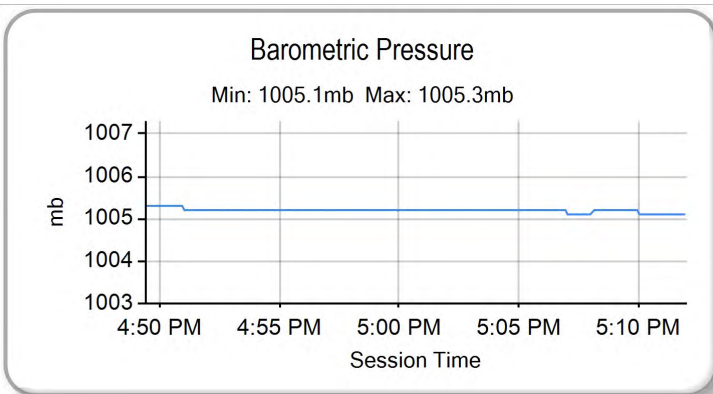
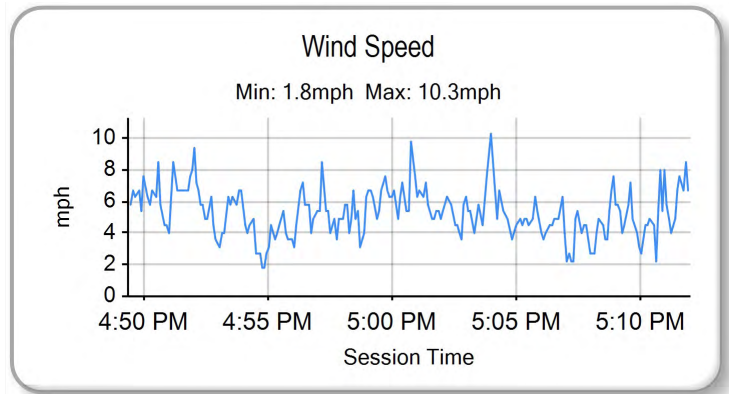
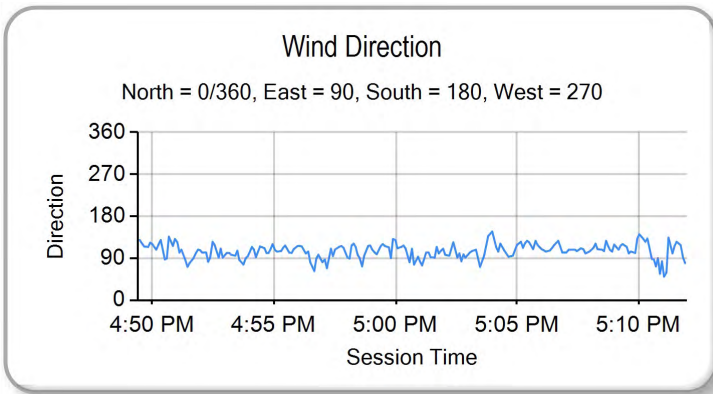
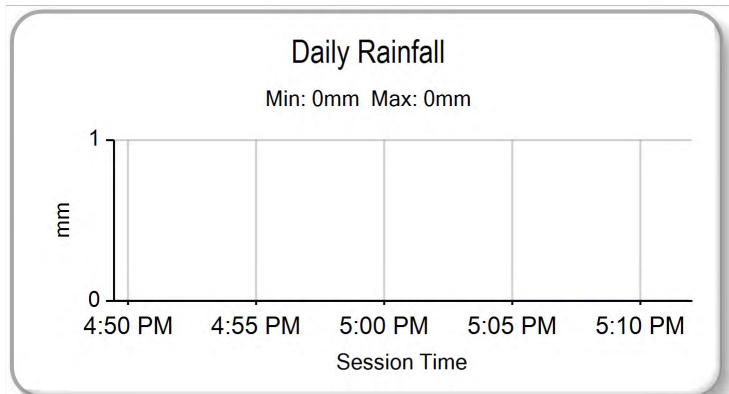
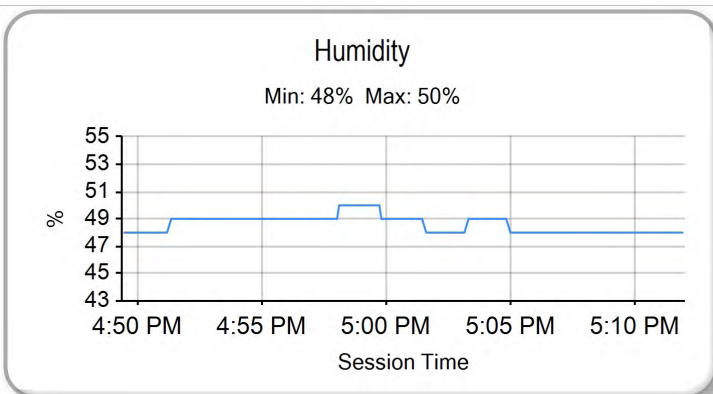
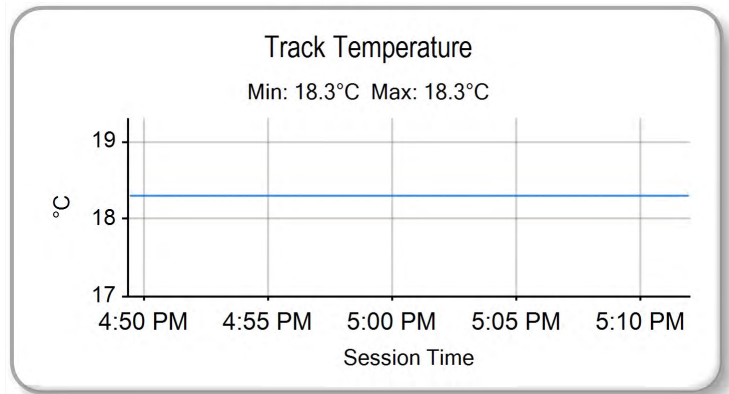
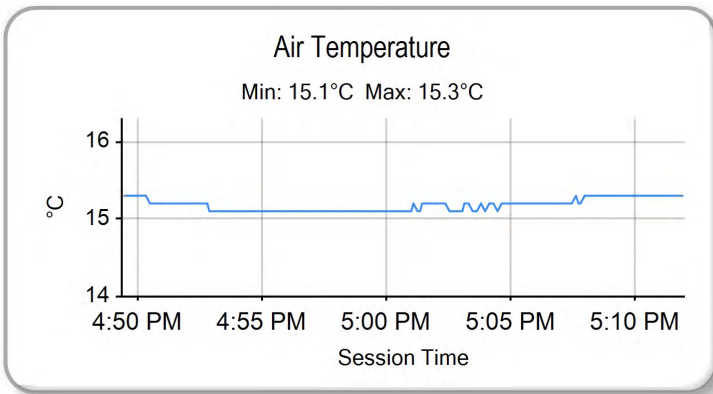
Silverstone GP
Circuit Length = 3.6604 miles

These results are provisional until the conclusion of any judicial and technical matters.

Clerk Of Course :	Timekeeper :
-------------------	--------------

Milltek Sport Volkswagen Racing Cup

QUALIFYING - RACE 1 - ROUND 7 - WEATHER CONDITIONS



Weather / Track : Cloudy / Dry

Results can be found at www.tsl-timing.com

Silverstone GP
Circuit Length = 3.6604 miles
Start: 16:49 Flag 17:09 End: 17:12

Printed - 17:17 Saturday, 30 May 2015

Milltek Sport Volkswagen Racing Cup

RACE 1 - ROUND 7 - CLASSIFICATION

POS	NO	NAME	ENTRY	LAPS	TIME	GAP	DIFF	MPH	BEST	ON
1	1	Joe FULBROOK	Golf - AWM Safe & Sound	6	16:18.361			80.81	2:41.368	4
2	33	Lucas ORROCK	Scirocco - Milltek Sport	6	16:19.363	1.002	1.002	80.73	2:42.051	5
3	3	Phil HOUSE	Scirocco - PH Motorsport	6	16:19.561	1.200	0.198	80.71	2:41.587	5
4	6	David SUTTON	Scirocco - Slidesports	6	16:19.597	1.236	0.036	80.71	2:41.696	6
5	8	Aaron MASON	Scirocco - AWM Motorsport	6	16:21.209	2.848	1.612	80.58	2:42.304	6
6	99	Jack WALKER-TULLY	Scirocco - Cooke & Mason	6	16:26.856	8.495	5.647	80.11	2:43.058	3
7	36	Thomas WITTS	Scirocco - Maximum Motorsport	6	16:28.959	10.598	2.103	79.94	2:42.647	3
8	98	Robert BARRABLE	Golf - THM Motorsport	6	16:30.013	11.652	1.054	79.86	2:43.606	3
9	29	Chris PANAYIOTOU	Scirocco - Slidesports	6	16:30.391	12.030	0.378	79.83	2:43.225	3
10	50	Darrelle WILSON	Scirocco - DW Racing	6	16:32.596	14.235	2.205	79.65	2:43.033	6
11	12	Michael EPPS	Golf - Team Hard Racing	6	16:38.188	19.827	5.592	79.21	2:41.775	5
12	2	Graham EWING	Golf - Slidesports	6	16:57.196	38.835	19.008	77.73	2:45.491	2
13	77	Mark SMITH	Scirocco - Infront Motorsport	6	16:59.431	41.070	2.235	77.55	2:48.187	2
14	66	Pete LITTLER	Scirocco - JW Bird Motorsport	6	17:00.979	42.618	1.548	77.44	2:47.120	5
15	55	Simon DEATON	Scirocco - Maximum Motorsport	6	17:01.249	42.888	0.270	77.42	2:46.295	4
16	7	Paul DEHADRAY	Scirocco - JW Bird Motorsport	6	17:01.646	43.285	0.397	77.39	2:46.560	6
17	31	Matthew WILSON	Golf - Complete Racing	6	17:02.467	44.106	0.821	77.32	2:46.208	4
18	42	Phil MORRIS	Golf - KPM Racing	6	17:09.089	50.728	6.622	76.83	2:46.147	6
19	9	Joe MCMILLAN	Scirocco - Cobra Engineering	6	17:09.250	50.889	0.161	76.81	2:44.993	6
20	20	Damani MARCANO	Golf - Team Hard Racing	6	17:11.499	53.138	2.249	76.65	2:45.908	6
21	16	Laura TILLET	Golf - Team Hard Racing	6	17:17.843	59.482	6.344	76.18	2:45.869	6
22	52	Karolis STANIUKYNAS	Golf - Team Hard Racing	6	17:21.464	1:03.103	3.621	75.91	2:48.881	6
23	40	Simon TOMLINSON	Golf - AWM Motorsport	6	17:21.847	1:03.486	0.383	75.89	2:47.446	6
24	69	Mark CLYNES	Scirocco - JW Bird Motorsport	6	17:22.448	1:04.087	0.601	75.84	2:47.356	6
25	24	Simon RUDD	Golf - Team Hard Racing	6	17:50.184	1:31.823	27.736	73.88	2:47.696	6

NOT CLASSIFIED

DNF	22	Howard FULLER	Golf - Team Hard Racing	4	13:17.261	2 Laps	2 Laps	66.11	2:43.689	2
DNF	19	Bobby THOMPSON	Golf - Team Hard Racing	3	8:25.510	3 Laps	1 Lap	78.20	2:44.896	2
DNF	51	Simon ANDREWS	Golf - AWM/Safe & Sound	0						
DNF	38	Lee CHRISTOPHER	Scirocco - Slidesports	0						

FASTEST LAP

1	Joe FULBROOK	Golf - AWM Safe & Sound	4	2:41.368	81.66 mph	131.42 kph
---	--------------	-------------------------	---	----------	-----------	------------

Cars 9 & 12. Back of grid plus 10 seconds.

Weather / Track : Overcast / Wet

These results are provisional until the conclusion of any judicial and technical matters.

Silverstone GP

Circuit Length = 3.6604 miles

Start: 09:58 Flag 10:15 End: 10:16

Clerk Of Course :	Timekeeper :
-------------------	--------------

Milltek Sport Volkswagen Racing Cup

RACE 1 - ROUND 7 - SECTOR ANALYSIS

SECTOR 1 = FL to I1, SECTOR 2 = I1 to I2, SECTOR 3 = I2 to FL, DIFF = Difference To Personal Best Lap

P1		1		Joe FULBROOK		Golf - AWM Safe & Sound				
IDEAL LAP TIME : 2:40.945		BEST LAP TIME : 2:41.368		DIFFERENCE : 0.423						
LAP	SECTOR 1		SECTOR 2		SECTOR 3		LAP TIME	MPH	DIFF	TIME OF DAY
1 -		119.6	1:24.181	113.1	29.118	107.2	2:48.212	78.33	6.844	10:01:37.827
2 -	49.923	117.5	1:22.429	113.5	29.363	108.1	2:41.715 (2)	81.48	0.347	10:04:19.542
3 -	49.824	118.7	1:23.168	113.9	29.415	108.5	2:42.407	81.14	1.039	10:07:01.949
4 -	49.506	116.9	1:22.852	114.5	29.010	107.1	2:41.368 (1)	81.66		10:09:43.317
5 -	49.717	116.1	1:22.660	112.2	29.445	106.4	2:41.822 (3)	81.43	0.454	10:12:25.139
6 -	50.059	114.9	1:23.298	112.5	29.480	106.2	2:42.837	80.92	1.469	10:15:07.976

P2		33		Lucas ORROCK		Scirocco - Milltek Sport				
IDEAL LAP TIME : 2:42.051		BEST LAP TIME : 2:42.051		DIFFERENCE : 0.000						
LAP	SECTOR 1		SECTOR 2		SECTOR 3		LAP TIME	MPH	DIFF	TIME OF DAY
1 -		118.1	1:23.458	114.3	29.592	106.9	2:46.399	79.19	4.348	10:01:36.014
2 -	50.118	118.5	1:23.358	111.4	29.378	105.7	2:42.854	80.91	0.803	10:04:18.868
3 -	50.008	115.1	1:23.133	111.8	29.367	106.0	2:42.508 (3)	81.09	0.457	10:07:01.376
4 -	49.803	115.1	1:23.121	110.7	29.553	106.7	2:42.477 (2)	81.10	0.426	10:09:43.853
5 -	49.711	116.9	1:23.084	111.8	29.256	106.5	2:42.051 (1)	81.31		10:12:25.904
6 -	49.932	115.9	1:23.564	112.9	29.578	106.5	2:43.074	80.80	1.023	10:15:08.978

P3		3		Phil HOUSE		Scirocco - PH Motorsport				
IDEAL LAP TIME : 2:41.299		BEST LAP TIME : 2:41.587		DIFFERENCE : 0.288						
LAP	SECTOR 1		SECTOR 2		SECTOR 3		LAP TIME	MPH	DIFF	TIME OF DAY
1 -		120.0	1:25.283	112.5	29.515	108.1	2:48.775	78.07	7.188	10:01:38.390
2 -	49.757	118.7	1:22.675	115.5	29.576	107.9	2:42.008 (2)	81.34	0.421	10:04:20.398
3 -	49.665	120.9	1:23.425	113.1	29.511	107.9	2:42.601	81.04	1.014	10:07:02.999
4 -	49.611	120.4	1:23.189	113.7	29.455	107.9	2:42.255 (3)	81.21	0.668	10:09:45.254
5 -	49.459	120.4	1:22.777	115.9	29.351	106.5	2:41.587 (1)	81.55		10:12:26.841
6 -	49.273	119.1	1:23.463	113.3	29.599	106.9	2:42.335	81.17	0.748	10:15:09.176

P4		6		David SUTTON		Scirocco - Slidesports				
IDEAL LAP TIME : 2:41.684		BEST LAP TIME : 2:41.696		DIFFERENCE : 0.012						
LAP	SECTOR 1		SECTOR 2		SECTOR 3		LAP TIME	MPH	DIFF	TIME OF DAY
1 -		119.8	1:23.278	116.7	29.531	108.7	2:45.878	79.44	4.182	10:01:35.493
2 -	50.260	119.4	1:24.092	114.9	30.070	109.6	2:44.422	80.14	2.726	10:04:19.915
3 -	49.619	123.5	1:23.494	115.7	29.582	109.4	2:42.695 (3)	80.99	0.999	10:07:02.610
4 -	49.677	122.6	1:23.076	117.9	29.236	109.4	2:41.989 (2)	81.34	0.293	10:09:44.599
5 -	49.770	123.1	1:23.818	116.9	29.329	109.0	2:42.917	80.88	1.221	10:12:27.516
6 -	49.445	120.4	1:23.003	116.5	29.248	109.6	2:41.696 (1)	81.49		10:15:09.212

P5		8		Aaron MASON		Scirocco - AWM Motorsport				
IDEAL LAP TIME : 2:41.720		BEST LAP TIME : 2:42.304		DIFFERENCE : 0.584						
LAP	SECTOR 1		SECTOR 2		SECTOR 3		LAP TIME	MPH	DIFF	TIME OF DAY
1 -		119.6	1:23.459	114.5	29.602	106.9	2:46.780	79.01	4.476	10:01:36.395
2 -	50.099	118.9	1:23.302	113.9	29.318	106.5	2:42.719	80.98	0.415	10:04:19.114
3 -	49.917	116.9	1:23.273	113.3	29.361	107.1	2:42.551 (2)	81.06	0.247	10:07:01.665
4 -	49.839	116.1	1:23.575	114.7	29.230	106.9	2:42.644 (3)	81.02	0.340	10:09:44.309
5 -	49.774	117.9	1:23.121	112.9	31.316	106.9	2:44.211	80.24	1.907	10:12:28.520
6 -	49.369	117.7	1:23.373	114.1	29.562	104.8	2:42.304 (1)	81.19		10:15:10.824

P6		99		Jack WALKER-TULLY		Scirocco - Cooke & Mason				
IDEAL LAP TIME : 2:42.547		BEST LAP TIME : 2:43.058		DIFFERENCE : 0.511						
LAP	SECTOR 1		SECTOR 2		SECTOR 3		LAP TIME	MPH	DIFF	TIME OF DAY
1 -		117.7	1:23.766	116.3	29.579	107.6	2:50.245	77.40	7.187	10:01:39.860
2 -	49.726	120.6	1:24.335	116.3	29.629	108.7	2:43.690	80.50	0.632	10:04:23.550
3 -	49.771	118.3	1:23.876	115.7	29.411	107.4	2:43.058 (1)	80.81		10:07:06.608
4 -	49.502	120.0	1:24.502	113.5	29.501	106.7	2:43.505	80.59	0.447	10:09:50.113
5 -	49.626	116.5	1:23.716	110.0	29.793	105.9	2:43.135 (2)	80.77	0.077	10:12:33.248

Silverstone GP

Circuit Length = 3.6604 miles

Start: 09:58 Flag 10:15 End: 10:16

Weather / Track : Overcast / Wet

Milltek Sport Volkswagen Racing Cup

RACE 1 - ROUND 7 - SECTOR ANALYSIS

SECTOR 1 = FL to I1, SECTOR 2 = I1 to I2, SECTOR 3 = I2 to FL, DIFF = Difference To Personal Best Lap

6 - 49.973 116.1 **1:23.634** 112.4 29.616 106.2 2:43.223 (3) 80.73 0.165 10:15:16.471

P7 36		Thomas WITTS		Scirocco - Maximum Motorsport						
IDEAL LAP TIME : 2:42.404		BEST LAP TIME : 2:42.647		DIFFERENCE : 0.243						
LAP	SECTOR 1		SECTOR 2		SECTOR 3		LAP TIME	MPH	DIFF	TIME OF DAY
1 -		120.2	1:24.825	115.1	29.490	108.7	2:49.408	77.78	6.761	10:01:39.023
2 -	50.162	120.2	1:24.226	114.7	29.244	107.6	2:43.632 (2)	80.53	0.985	10:04:22.655
3 -	49.757	118.5	1:23.462	114.9	29.428	107.2	2:42.647 (1)	81.02		10:07:05.302
4 -	50.127	118.3	1:25.427	115.3	29.782	107.2	2:45.336	79.70	2.689	10:09:50.638
5 -	50.054	118.7	1:24.209	113.9	29.725	107.4	2:43.988	80.35	1.341	10:12:34.626
6 -	49.698	119.1	1:24.428	114.3	29.822	106.2	2:43.948 (3)	80.37	1.301	10:15:18.574

P8 98		Robert BARRABLE		Golf - THM Motorsport						
IDEAL LAP TIME : 2:43.315		BEST LAP TIME : 2:43.606		DIFFERENCE : 0.291						
LAP	SECTOR 1		SECTOR 2		SECTOR 3		LAP TIME	MPH	DIFF	TIME OF DAY
1 -		116.9	1:24.814	111.2	29.722	106.0	2:49.227	77.87	5.621	10:01:38.842
2 -	50.196	117.3	1:24.482	112.4	29.906	106.0	2:44.584	80.06	0.978	10:04:23.426
3 -	49.956	116.7	1:24.271	113.3	29.379	107.4	2:43.606 (1)	80.54		10:07:07.032
4 -	49.665	120.0	1:24.911	111.4	29.515	107.1	2:44.091 (3)	80.30	0.485	10:09:51.123
5 -	49.892	120.4	1:25.106	111.1	29.629	105.5	2:44.627	80.04	1.021	10:12:35.750
6 -	49.699	118.3	1:24.610	111.4	29.569	106.4	2:43.878 (2)	80.41	0.272	10:15:19.628

P9 29		Chris PANAYIOTOU		Scirocco - Slidesports						
IDEAL LAP TIME : 2:42.803		BEST LAP TIME : 2:43.225		DIFFERENCE : 0.422						
LAP	SECTOR 1		SECTOR 2		SECTOR 3		LAP TIME	MPH	DIFF	TIME OF DAY
1 -		118.9	1:24.032	112.0	30.158	108.3	2:50.746	77.17	7.521	10:01:40.361
2 -	50.047	119.4	1:24.561	114.3	29.650	107.4	2:44.258	80.22	1.033	10:04:24.619
3 -	50.023	121.1	1:23.764	114.1	29.438	107.8	2:43.225 (1)	80.73		10:07:07.844
4 -	49.767	120.9	1:24.290	112.2	29.922	106.7	2:43.979 (3)	80.36	0.754	10:09:51.823
5 -	49.918	120.6	1:24.655	113.7	29.825	106.4	2:44.398	80.15	1.173	10:12:36.221
6 -	49.712	120.4	1:24.746	113.9	29.327	107.4	2:43.785 (2)	80.45	0.560	10:15:20.006

P10 50		Darrelle WILSON		Scirocco - DW Racing						
IDEAL LAP TIME : 2:43.033		BEST LAP TIME : 2:43.033		DIFFERENCE : 0.000						
LAP	SECTOR 1		SECTOR 2		SECTOR 3		LAP TIME	MPH	DIFF	TIME OF DAY
1 -		116.7	1:26.437	107.5	29.985	105.7	2:53.018	76.16	9.985	10:01:42.633
2 -	50.481	116.5	1:24.729	111.2	29.680	105.5	2:44.890	79.91	1.857	10:04:27.523
3 -	49.969	116.1	1:24.490	110.5	29.729	104.5	2:44.188	80.26	1.155	10:07:11.711
4 -	49.911	115.5	1:24.193	110.1	29.538	106.7	2:43.642 (2)	80.52	0.609	10:09:55.353
5 -	50.222	115.9	1:24.073	111.6	29.530	105.9	2:43.825 (3)	80.43	0.792	10:12:39.178
6 -	49.895	114.9	1:23.765	112.2	29.373	107.2	2:43.033 (1)	80.82		10:15:22.211

P11 12		Michael EPPS		Golf - Team Hard Racing						
IDEAL LAP TIME : 2:41.535		BEST LAP TIME : 2:41.775		DIFFERENCE : 0.240						
LAP	SECTOR 1		SECTOR 2		SECTOR 3		LAP TIME	MPH	DIFF	TIME OF DAY
1 -		119.6	1:26.674	115.9	29.352	110.1	3:03.826	71.68	22.051	10:01:53.441
2 -	50.420	121.1	1:24.877	115.9	29.227	108.5	2:44.524	80.09	2.749	10:04:37.965
3 -	49.144	117.7	1:24.801	112.7	29.358	106.4	2:43.303	80.69	1.528	10:07:21.268
4 -	49.433	119.6	1:23.824	116.7	29.305	106.7	2:42.562 (3)	81.06	0.787	10:10:03.830
5 -	49.251	119.4	1:23.330	116.5	29.194	108.8	2:41.775 (1)	81.45		10:12:45.605
6 -	49.011	121.1	1:23.674	116.1	29.513	109.6	2:42.198 (2)	81.24	0.423	10:15:27.803

P12 2		Graham EWING		Golf - Slidesports						
IDEAL LAP TIME : 2:45.301		BEST LAP TIME : 2:45.491		DIFFERENCE : 0.190						
LAP	SECTOR 1		SECTOR 2		SECTOR 3		LAP TIME	MPH	DIFF	TIME OF DAY
1 -		116.7	1:27.923	110.7	29.945	102.5	2:59.691	73.33	14.200	10:01:49.306
2 -	50.722	116.1	1:24.634	114.1	30.135	106.0	2:45.491 (1)	79.62		10:04:34.797
3 -	51.176	115.1	1:26.191	109.8	30.635	106.0	2:48.002	78.43	2.511	10:07:22.799

Silverstone GP

Circuit Length = 3.6604 miles

Start: 09:58 Flag 10:15 End: 10:16

Weather / Track : Overcast / Wet

Milltek Sport Volkswagen Racing Cup

RACE 1 - ROUND 7 - SECTOR ANALYSIS

SECTOR 1 = FL to I1, SECTOR 2 = I1 to I2, SECTOR 3 = I2 to FL, DIFF = Difference To Personal Best Lap

4 -	51.097	115.5	1:25.700	112.7	29.988	103.7	2:46.785 (2)	79.01	1.294	10:10:09.584
5 -	51.448	113.5	1:25.875	110.5	30.165	104.2	2:47.488 (3)	78.67	1.997	10:12:57.072
6 -	52.031	112.4	1:27.252	110.0	30.456	104.2	2:49.739	77.63	4.248	10:15:46.811

P13	77	Mark SMITH				Scirocco - Infront Motorsport					
IDEAL LAP TIME : 2:47.436		BEST LAP TIME : 2:48.187				DIFFERENCE : 0.751					
LAP	SECTOR 1		SECTOR 2		SECTOR 3		LAP TIME	MPH	DIFF	TIME OF DAY	
1 -		119.1	1:28.051	113.3	30.118	107.2	2:55.830	74.94	7.643	10:01:45.445	
2 -	51.812	118.1	1:26.310	110.9	30.065	106.0	2:48.187 (1)	78.35		10:04:33.632	
3 -	51.061	115.5	1:27.208	112.0	31.059	105.7	2:49.328	77.82	1.141	10:07:22.960	
4 -	51.964	117.3	1:26.506	112.5	30.250	105.9	2:48.720 (3)	78.10	0.533	10:10:11.680	
5 -	51.472	115.7	1:26.712	112.5	30.143	105.5	2:48.327 (2)	78.28	0.140	10:13:00.007	
6 -	51.517	115.3	1:27.152	111.4	30.370	105.3	2:49.039	77.95	0.852	10:15:49.046	

P14	66	Pete LITTLER				Scirocco - JW Bird Motorsport					
IDEAL LAP TIME : 2:45.799		BEST LAP TIME : 2:47.120				DIFFERENCE : 1.321					
LAP	SECTOR 1		SECTOR 2		SECTOR 3		LAP TIME	MPH	DIFF	TIME OF DAY	
1 -		114.9	1:29.839	109.4	29.869	106.7	3:02.308	72.28	15.188	10:01:51.923	
2 -	51.328	115.7	1:26.711	111.8	29.852	106.7	2:47.891	78.49	0.771	10:04:39.814	
3 -	50.949	116.1	1:26.897	110.1	29.953	105.9	2:47.799 (3)	78.53	0.679	10:07:27.613	
4 -	51.659	116.3	1:24.998	110.5	30.497	104.2	2:47.154 (2)	78.83	0.034	10:10:14.767	
5 -	51.284	115.5	1:25.698	110.9	30.138	106.0	2:47.120 (1)	78.85		10:13:01.887	
6 -	51.087	115.9	1:27.059	110.5	30.561	105.5	2:48.707	78.11	1.587	10:15:50.594	

P15	55	Simon DEATON				Scirocco - Maximum Motorsport					
IDEAL LAP TIME : 2:46.095		BEST LAP TIME : 2:46.295				DIFFERENCE : 0.200					
LAP	SECTOR 1		SECTOR 2		SECTOR 3		LAP TIME	MPH	DIFF	TIME OF DAY	
1 -		114.1	1:34.632	107.7	30.084	107.8	3:03.340	71.87	17.045	10:01:52.955	
2 -	51.035	116.9	1:27.160	113.1	29.850	107.6	2:48.045	78.41	1.750	10:04:41.000	
3 -	51.588	118.1	1:26.279	111.4	30.013	106.9	2:47.880 (3)	78.49	1.585	10:07:28.880	
4 -	50.858	118.9	1:25.387	111.4	30.050	106.9	2:46.295 (1)	79.24		10:10:15.175	
5 -	51.366	114.7	1:25.938	110.5	30.151	107.1	2:47.455 (2)	78.69	1.160	10:13:02.630	
6 -	51.176	112.5	1:26.647	110.1	30.411	107.4	2:48.234	78.33	1.939	10:15:50.864	

P16	7	Paul DEHADRAY				Scirocco - JW Bird Motorsport					
IDEAL LAP TIME : 2:45.828		BEST LAP TIME : 2:46.560				DIFFERENCE : 0.732					
LAP	SECTOR 1		SECTOR 2		SECTOR 3		LAP TIME	MPH	DIFF	TIME OF DAY	
1 -		116.7	1:28.496	110.1	30.112	103.0	2:58.216	73.94	11.656	10:01:47.831	
2 -	51.103	116.1	1:25.319	111.4	30.148	103.2	2:46.570 (2)	79.11	0.010	10:04:34.401	
3 -	51.247	114.9	1:25.954	110.3	30.485	105.7	2:47.686 (3)	78.58	1.126	10:07:22.087	
4 -	51.312	115.7	1:25.172	111.4	31.754	80.3	2:48.238	78.32	1.678	10:10:10.325	
5 -	59.651	115.1	1:24.719	112.2	30.006	106.2	2:54.376	75.57	7.816	10:13:04.701	
6 -	51.341	115.3	1:24.901	110.9	30.318	106.9	2:46.560 (1)	79.11		10:15:51.261	

P17	31	Matthew WILSON				Golf - Complete Racing					
IDEAL LAP TIME : 2:45.576		BEST LAP TIME : 2:46.208				DIFFERENCE : 0.632					
LAP	SECTOR 1		SECTOR 2		SECTOR 3		LAP TIME	MPH	DIFF	TIME OF DAY	
1 -		112.2	1:28.812	108.7	30.063	101.6	3:01.290	72.68	15.082	10:01:50.905	
2 -	52.316	111.8	1:27.525	110.3	29.617	103.0	2:49.458	77.76	3.250	10:04:40.363	
3 -	51.759	113.1	1:27.219	110.3	29.918	104.5	2:48.896 (3)	78.02	2.688	10:07:29.259	
4 -	51.082	115.3	1:25.150	109.6	29.976	106.0	2:46.208 (1)	79.28		10:10:15.467	
5 -	51.638	113.7	1:25.777	109.1	30.027	104.5	2:47.442 (2)	78.70	1.234	10:13:02.909	
6 -	51.328	113.7	1:28.501	109.1	29.344	107.1	2:49.173	77.89	2.965	10:15:52.082	

P18	42	Phil MORRIS				Golf - KPM Racing					
IDEAL LAP TIME : 2:46.147		BEST LAP TIME : 2:46.147				DIFFERENCE : 0.000					
LAP	SECTOR 1		SECTOR 2		SECTOR 3		LAP TIME	MPH	DIFF	TIME OF DAY	
1 -		110.1	1:32.895	101.5	30.816	105.9	3:06.925	70.49	20.778	10:01:56.540	

Weather / Track : Overcast / Wet

Silverstone GP
Circuit Length = 3.6604 miles
Start: 09:58 Flag 10:15 End: 10:16

Milltek Sport Volkswagen Racing Cup

RACE 1 - ROUND 7 - SECTOR ANALYSIS

SECTOR 1 = FL to I1, SECTOR 2 = I1 to I2, SECTOR 3 = I2 to FL, DIFF = Difference To Personal Best Lap

2 -	51.967	115.3	1:28.958	105.6	30.621	103.5	2:51.546	76.81	5.399	10:04:48.086
3 -	52.268	113.1	1:26.796	108.5	30.424	103.5	2:49.488	77.75	3.341	10:07:37.574
4 -	52.415	111.8	1:24.873	109.8	30.172	103.5	2:47.460 (2)	78.69	1.313	10:10:25.034
5 -	52.522	112.0	1:25.046	110.0	29.955	103.4	2:47.523 (3)	78.66	1.376	10:13:12.557
6 -	51.617	112.0	1:24.659	109.8	29.871	103.8	2:46.147 (1)	79.31		10:15:58.704

P19	9	Joe MCMILLAN				Scirocco - Cobra Engineering					
IDEAL LAP TIME : 2:43.954		BEST LAP TIME : 2:44.993				DIFFERENCE : 1.039					
LAP	SECTOR 1		SECTOR 2		SECTOR 3		LAP TIME	MPH	DIFF	TIME OF DAY	
1 -		114.9	1:31.978	112.0	29.733	105.5	3:09.684	69.47	24.691	10:01:59.299	
2 -	53.018	117.3	1:29.880	110.0	29.818	105.5	2:52.716	76.29	7.723	10:04:52.015	
3 -	52.143	116.9	1:29.652	108.7	29.486	107.2	2:51.281	76.93	6.288	10:07:43.296	
4 -	50.703	117.1	1:25.506	112.9	29.163	105.0	2:45.372 (3)	79.68	0.379	10:10:28.668	
5 -	50.821	117.1	1:25.058	112.9	29.325	104.7	2:45.204 (2)	79.76	0.211	10:13:13.872	
6 -	50.981	116.1	1:24.088	111.1	29.924	105.7	2:44.993 (1)	79.86		10:15:58.865	

P20	20	Damani MARCANO				Golf - Team Hard Racing					
IDEAL LAP TIME : 2:45.908		BEST LAP TIME : 2:45.908				DIFFERENCE : 0.000					
LAP	SECTOR 1		SECTOR 2		SECTOR 3		LAP TIME	MPH	DIFF	TIME OF DAY	
1 -		113.9	1:32.266	111.8	30.623	108.3	3:06.158	70.78	20.250	10:01:55.773	
2 -	50.973	119.8	1:32.489	111.1	30.618	105.3	2:54.080	75.69	8.172	10:04:49.853	
3 -	51.687	119.4	1:28.538	111.8	29.846	109.2	2:50.071	77.48	4.163	10:07:39.924	
4 -	50.852	119.6	1:26.204	112.4	29.647	109.9	2:46.703 (2)	79.04	0.795	10:10:26.627	
5 -	52.087	121.3	1:26.877	114.3	29.615	109.9	2:48.579 (3)	78.16	2.671	10:13:15.206	
6 -	50.547	122.2	1:25.879	113.3	29.482	109.0	2:45.908 (1)	79.42		10:16:01.114	

P21	16	Laura TILLET				Golf - Team Hard Racing					
IDEAL LAP TIME : 2:45.869		BEST LAP TIME : 2:45.869				DIFFERENCE : 0.000					
LAP	SECTOR 1		SECTOR 2		SECTOR 3		LAP TIME	MPH	DIFF	TIME OF DAY	
1 -	OUTLAP	109.6	1:28.628	105.6	30.081	102.5	3:21.377	65.43	35.508	10:02:10.992	
2 -	51.448	109.1	1:25.932	110.0	29.733	102.7	2:47.113 (2)	78.85	1.244	10:04:58.105	
3 -	51.257	111.8	1:26.083	109.4	30.102	103.4	2:47.442	78.70	1.573	10:07:45.547	
4 -	51.449	112.9	1:26.194	108.2	29.729	103.4	2:47.372 (3)	78.73	1.503	10:10:32.919	
5 -	53.292	108.4	1:25.627	109.4	29.751	102.7	2:48.670	78.12	2.801	10:13:21.589	
6 -	51.221	109.1	1:24.936	107.2	29.712	102.9	2:45.869 (1)	79.44		10:16:07.458	

P22	52	Karolis STANIUKYNAS				Golf - Team Hard Racing					
IDEAL LAP TIME : 2:48.170		BEST LAP TIME : 2:48.881				DIFFERENCE : 0.711					
LAP	SECTOR 1		SECTOR 2		SECTOR 3		LAP TIME	MPH	DIFF	TIME OF DAY	
1 -		107.7	1:38.808	110.3	29.875	106.4	3:11.494	68.81	22.613	10:02:01.109	
2 -	51.773	114.9	1:28.739	109.4	30.077	106.0	2:50.589	77.24	1.708	10:04:51.698	
3 -	52.307	115.9	1:26.777	110.5	30.118	106.5	2:49.202 (2)	77.88	0.321	10:07:40.900	
4 -	51.518	114.7	1:28.135	111.2	29.888	105.9	2:49.541 (3)	77.72	0.660	10:10:30.441	
5 -	52.132	112.9	1:29.097	109.4	30.528	106.2	2:51.757	76.72	2.876	10:13:22.198	
6 -	51.695	113.3	1:26.790	110.9	30.396	105.5	2:48.881 (1)	78.03		10:16:11.079	

P23	40	Simon TOMLINSON				Golf - AWM Motorsport					
IDEAL LAP TIME : 2:47.341		BEST LAP TIME : 2:47.446				DIFFERENCE : 0.105					
LAP	SECTOR 1		SECTOR 2		SECTOR 3		LAP TIME	MPH	DIFF	TIME OF DAY	
1 -		111.8	1:32.209	104.8	31.187	105.9	3:08.152	70.03	20.706	10:01:57.767	
2 -	52.753	113.1	1:29.478	111.2	30.948	107.2	2:53.179	76.09	5.733	10:04:50.946	
3 -	52.430	113.7	1:30.762	109.2	30.388	107.4	2:53.580	75.91	6.134	10:07:44.526	
4 -	51.791	114.5	1:28.265	112.7	30.196	106.9	2:50.252 (3)	77.40	2.806	10:10:34.778	
5 -	51.728	108.4	1:27.225	107.2	30.285	107.1	2:49.238 (2)	77.86	1.792	10:13:24.016	
6 -	51.086	113.9	1:26.059	113.5	30.301	107.2	2:47.446 (1)	78.69		10:16:11.462	

Weather / Track : Overcast / Wet

Silverstone GP
Circuit Length = 3.6604 miles
Start: 09:58 Flag 10:15 End: 10:16

Milltek Sport Volkswagen Racing Cup

RACE 1 - ROUND 7 - SECTOR ANALYSIS

SECTOR 1 = FL to I1, SECTOR 2 = I1 to I2, SECTOR 3 = I2 to FL, DIFF = Difference To Personal Best Lap

P24 69		Mark CLYNES		Scirocco - JW Bird Motorsport						
IDEAL LAP TIME : 2:47.356		BEST LAP TIME : 2:47.356		DIFFERENCE : 0.000						
LAP	SECTOR 1	SECTOR 2	SECTOR 3	LAP TIME	MPH	DIFF	TIME OF DAY			
1 -		114.9	1:33.128	105.1	31.193	104.0	3:09.024	69.71	21.668	10:01:58.639
2 -	53.051	117.5	1:31.045	106.5	30.879	102.2	2:54.975	75.31	7.619	10:04:53.614
3 -	53.454	115.3	1:27.921	108.2	31.182	103.4	2:52.557	76.36	5.201	10:07:46.171
4 -	52.073	119.4	1:27.181	111.6	30.108	107.8	2:49.362 (3)	77.80	2.006	10:10:35.533
5 -	51.805	117.9	1:27.001	107.0	30.368	107.9	2:49.174 (2)	77.89	1.818	10:13:24.707
6 -	51.128	118.3	1:26.337	111.2	29.891	106.5	2:47.356 (1)	78.74		10:16:12.063

P25 24		Simon RUDD		Golf - Team Hard Racing						
IDEAL LAP TIME : 2:47.076		BEST LAP TIME : 2:47.696		DIFFERENCE : 0.620						
LAP	SECTOR 1	SECTOR 2	SECTOR 3	LAP TIME	MPH	DIFF	TIME OF DAY			
1 -		118.3	2:24.153	110.9	29.962	103.0	3:50.808	57.09	1:03.112	10:02:40.423
2 -	51.184	113.7	1:26.191	111.4	30.648	102.9	2:48.023	78.42	0.327	10:05:28.446
3 -	51.162	114.5	1:26.211	111.2	30.562	102.9	2:47.935 (3)	78.46	0.239	10:08:16.381
4 -	51.295	115.1	1:26.425	111.6	30.304	103.7	2:48.024	78.42	0.328	10:11:04.405
5 -	51.264	115.3	1:25.952	110.9	30.482	102.7	2:47.698 (2)	78.58	0.002	10:13:52.103
6 -	51.175	114.3	1:26.372	111.2	30.149	100.4	2:47.696 (1)	78.58		10:16:39.799

P26 22		Howard FULLER		Golf - Team Hard Racing						
IDEAL LAP TIME : 2:43.333		BEST LAP TIME : 2:43.689		DIFFERENCE : 0.356						
LAP	SECTOR 1	SECTOR 2	SECTOR 3	LAP TIME	MPH	DIFF	TIME OF DAY			
1 -	OUTLAP	113.9	1:25.207	111.8	29.214	106.4	3:22.735	64.99	39.046	10:02:12.350
2 -	50.179	117.7	1:24.012	110.0	29.498	105.3	2:43.689 (1)	80.50		10:04:56.039
3 -	50.979	116.1	1:26.392	109.2	29.491	105.9	2:46.862 (2)	78.97	3.173	10:07:42.901
4 -	50.107	118.5	2:57.345	64.9	IN PIT		4:23.975 P	49.92	1:40.286	10:12:06.876

P27 19		Bobby THOMPSON		Golf - Team Hard Racing						
IDEAL LAP TIME : 2:44.318		BEST LAP TIME : 2:44.896		DIFFERENCE : 0.578						
LAP	SECTOR 1	SECTOR 2	SECTOR 3	LAP TIME	MPH	DIFF	TIME OF DAY			
1 -		115.5	1:27.730	110.5	29.627	103.4	2:55.669 (3)	75.01	10.773	10:01:45.284
2 -	51.242	112.2	1:24.213	110.7	29.441	103.8	2:44.896 (1)	79.91		10:04:30.180
3 -	50.664	112.7	1:24.832	109.4	29.449	103.0	2:44.945 (2)	79.89	0.049	10:07:15.125

Milltek Sport Volkswagen Racing Cup

RACE 1 - ROUND 7 - LAP CHART

LAP 1 @ 10:01:35.493			LAP 2 @ 10:04:18.868			LAP 3 @ 10:07:01.376			LAP 4 @ 10:09:43.317			LAP 5 @ 10:12:25.139		
NO	BEHIND	LAP TIME	NO	BEHIND	LAP TIME	NO	BEHIND	LAP TIME	NO	BEHIND	LAP TIME	NO	BEHIND	LAP TIME
6		2:45.878	33		2:42.854	33		2:42.508	1		2:41.368	1		2:41.822
33	0.521	2:46.399	8	0.246	2:42.719	8	0.289	2:42.551	33	0.536	2:42.477	33	0.765	2:42.051
8	0.902	2:46.780	1	0.674	2:41.715	1	0.573	2:42.407	8	0.992	2:42.644	3	1.702	2:41.587
1	2.334	2:48.212	6	1.047	2:44.422	6	1.234	2:42.695	6	1.282	2:41.989	6	2.377	2:42.917
3	2.897	2:48.775	3	1.530	2:42.008	3	1.623	2:42.601	3	1.937	2:42.255	8	3.381	2:44.211
98	3.349	2:49.227	36	3.787	2:43.632	36	3.926	2:42.647	99	6.796	2:43.505	99	8.109	2:43.135
36	3.530	2:49.408	98	4.558	2:44.584	99	5.232	2:43.058	36	7.321	2:45.336	36	9.487	2:43.988
99	4.367	2:50.245	99	4.682	2:43.690	98	5.656	2:43.606	98	7.806	2:44.091	98	10.611	2:44.627
29	4.868	2:50.746	29	5.751	2:44.258	29	6.468	2:43.225	29	8.506	2:43.979	29	11.082	2:44.398
50	7.140	2:53.018	50	8.655	2:44.890	50	10.335	2:44.188	50	12.036	2:43.642	50	14.039	2:43.825
19	9.791	2:55.669	19	11.312	2:44.896	19	13.749	2:44.945	12	20.513	2:42.562	12	20.466	2:41.775
77	9.952	2:55.830	77	14.764	2:48.187	12	19.892	2:43.303	2	26.267	2:46.785	2	31.933	2:47.488
7	12.338	2:58.216	7	15.533	2:46.570	7	20.711	2:47.686	7	27.008	2:48.238	77	34.868	2:48.327
2	13.813	2:59.691	2	15.929	2:45.491	2	21.423	2:48.002	77	28.363	2:48.720	66	36.748	2:47.120
31	15.412	3:01.290	12	19.097	2:44.524	77	21.584	2:49.328	66	31.450	2:47.154	55	37.491	2:47.455
66	16.430	3:02.308	66	20.946	2:47.891	66	26.237	2:47.799	55	31.858	2:46.295	31	37.770	2:47.442
55	17.462	3:03.340	31	21.495	2:49.458	55	27.504	2:47.880	31	32.150	2:46.208	7	39.562	2:54.376
12	17.948	3:03.826	55	22.132	2:48.045	31	27.883	2:48.896	42	41.717	2:47.460	42	47.418	2:47.523
20	20.280	3:06.158	42	29.218	2:51.546	42	36.198	2:49.488	20	43.310	2:46.703	9	48.733	2:45.204
42	21.047	3:06.925	20	30.985	2:54.080	20	38.548	2:50.071	9	45.351	2:45.372	20	50.067	2:48.579
40	22.274	3:08.152	40	32.078	2:53.179	52	39.524	2:49.202	52	47.124	2:49.541	16	56.450	2:48.670
69	23.146	3:09.024	52	32.830	2:50.589	22	41.525	2:46.862	16	49.602	2:47.372	52	57.059	2:51.757
9	23.806	3:09.684	9	33.147	2:52.716	9	41.920	2:51.281	40	51.461	2:50.252	40	58.877	2:49.238
52	25.616	3:11.494	69	34.746	2:54.975	40	43.150	2:53.580	69	52.216	2:49.362	69	59.568	2:49.174
16	35.499	3:21.377	22	37.171	2:43.689	16	44.171	2:47.442	24	1:21.088	2:48.024	24	1:26.964	2:47.698
22	36.857	3:22.735	16	39.237	2:47.113	69	44.795	2:52.557	22	2:23.559	4:23.975 P			
24	1:04.930	3:50.808	24	1:09.578	2:48.023	24	1:15.005	2:47.935						

Weather / Track : Overcast / Wet

Silverstone GP

Circuit Length = 3.6604 miles

Start: 09:58 Flag 10:15 End: 10:16

Milltek Sport Volkswagen Racing Cup

RACE 1 - ROUND 7 - LAP CHART

LAP 6 @ 10:15:07.976

NO	BEHIND	LAP TIME
1		2:42.837
33	1.002	2:43.074
3	1.200	2:42.335
6	1.236	2:41.696
8	2.848	2:42.304
99	8.495	2:43.223
36	10.598	2:43.948
98	11.652	2:43.878
29	12.030	2:43.785
50	14.235	2:43.033
12	19.827	2:42.198
2	38.835	2:49.739
77	41.070	2:49.039
66	42.618	2:48.707
55	42.888	2:48.234
7	43.285	2:46.560
31	44.106	2:49.173
42	50.728	2:46.147
9	50.889	2:44.993
20	53.138	2:45.908
16	59.482	2:45.869
52	1:03.103	2:48.881
40	1:03.486	2:47.446
69	1:04.087	2:47.356
24	1:31.823	2:47.696

Milltek Sport Volkswagen Racing Cup

RACE 1 - ROUND 7 - POSITION CHART

No	Name	Lap	1	2	3	4	5	6
		Pos						
6	SUTTON	1	6	33	33	1	1	1
22	FULLER	2	33	8	8	33	33	33
3	HOUSE	3	8	1	1	8	3	3
33	ORROCK	4	1	6	6	6	6	6
1	FULBROOK	5	3	3	3	3	8	8
8	MASON	6	98	36	36	99	99	99
36	WITTS	7	36	98	99	36	36	36
98	BARRABLE	8	99	99	98	98	98	98
50	WILSON	9	29	29	29	29	29	29
24	RUDD	10	50	50	50	50	50	50
29	PANAYIOTOU	11	19	19	19	12	12	12
99	WALKER-TULLY	12	77	77	12	2	2	2
19	THOMPSON	13	7	7	7	7	77	77
51	ANDREWS	14	2	2	2	77	66	66
38	CHRISTOPHER	15	31	12	77	66	55	55
7	DEHADRAY	16	66	66	66	55	31	7
20	MARCANO	17	55	31	55	31	7	31
77	SMITH	18	12	55	31	42	42	42
66	LITTLER	19	20	42	42	20	9	9
55	DEATON	20	42	20	20	9	20	20
42	MORRIS	21	40	40	52	52	16	16
31	WILSON	22	69	52	22	16	52	52
52	STANIUKYNAS	23	9	9	9	40	40	40
2	EWING	24	52	69	40	69	69	69
16	TILLET	25	16	22	16	24	24	24
69	CLYNES	26	22	16	69	22		
40	TOMLINSON	27	24	24	24			
12	EPPS	28						
9	MCMILLAN	29						

Weather / Track : Overcast / Wet

Results can be found at www.tsl-timing.com

Silverstone GP
 Circuit Length = 3.6604 miles
 Start: 09:58 Flag 10:15 End: 10:16

Printed - 10:25 Sunday, 31 May 2015

Milltek Sport Volkswagen Racing Cup

RACE 1 - ROUND 7 - BEST SPEEDS

POS	INTERMEDIATE 1			INTERMEDIATE 2			FINISH LINE		
	NO	NAME	MPH	NO	NAME	MPH	NO	NAME	MPH
1	6	SUTTON	123.5	6	SUTTON	117.9	12	EPPS	110.1
2	20	MARCANO	122.2	12	EPPS	116.7	20	MARCANO	109.9
3	12	EPPS	121.1	99	WALKER-TULLY	116.3	6	SUTTON	109.6
4	29	PANAYIOTOU	121.1	3	HOUSE	115.9	36	WITTS	108.7
5	3	HOUSE	120.9	36	WITTS	115.3	99	WALKER-TULLY	108.7
6	99	WALKER-TULLY	120.6	8	MASON	114.7	1	FULBROOK	108.5
7	98	BARRABLE	120.4	1	FULBROOK	114.5	29	PANAYIOTOU	108.3
8	38	CHRISTOPHER	120.2	20	MARCANO	114.3	3	HOUSE	108.1
9	36	WITTS	120.2	33	ORROCK	114.3	69	CLYNES	107.9
10	1	FULBROOK	119.6	29	PANAYIOTOU	114.3	55	DEATON	107.8
11	8	MASON	119.6	2	EWING	114.1	98	BARRABLE	107.4
12	69	CLYNES	119.4	40	TOMLINSON	113.5	40	TOMLINSON	107.4
13	77	SMITH	119.1	98	BARRABLE	113.3	9	MCMILLAN	107.2
14	55	DEATON	118.9	77	SMITH	113.3	77	SMITH	107.2
15	33	ORROCK	118.5	55	DEATON	113.1	50	WILSON	107.2
16	22	FULLER	118.5	9	MCMILLAN	112.9	8	MASON	107.1
17	24	RUDD	118.3	7	DEHADRAY	112.2	31	WILSON	107.1
18	9	MCMILLAN	117.3	50	WILSON	112.2	7	DEHADRAY	106.9
19	2	EWING	116.7	66	LITTLER	111.8	33	ORROCK	106.9
20	7	DEHADRAY	116.7	22	FULLER	111.8	66	LITTLER	106.7
21	50	WILSON	116.7	69	CLYNES	111.6	52	STANIUKYNAS	106.5
22	66	LITTLER	116.3	24	RUDD	111.6	22	FULLER	106.4
23	52	STANIUKYNAS	115.9	52	STANIUKYNAS	111.2	2	EWING	106.0
24	19	THOMPSON	115.5	19	THOMPSON	110.7	42	MORRIS	105.9
25	42	MORRIS	115.3	31	WILSON	110.3	19	THOMPSON	103.8
26	31	WILSON	115.3	16	TILLET	110.0	24	RUDD	103.7
27	51	ANDREWS	114.9	42	MORRIS	110.0	16	TILLET	103.4
28	40	TOMLINSON	114.5						
29	16	TILLET	112.9						

Weather / Track : Overcast / Wet

Results can be found at www.tsl-timing.com

Silverstone GP

Circuit Length = 3.6604 miles

Start: 09:58 Flag 10:15 End: 10:16

Printed - 10:24 Sunday, 31 May 2015

Milltek Sport Volkswagen Racing Cup

RACE 1 - ROUND 7 - BEST SECTORS

SECTOR 1			SECTOR 2			SECTOR 3			IDEAL / BEST COMPARISON						
POS	NO	NAME	TIME	NO	NAME	TIME	NO	NAME	TIME	POS	NO	NAME	IDEAL	BEST	DIFF
													PERFECT LAP	2:40.450	
1	12	EPPS	49.011	1	FULBROOK	1:22.429	1	FULBROOK	29.010	1	1	FULBROOK	2:40.945	2:41.368	0.423
2	3	HOUSE	49.273	3	HOUSE	1:22.675	9	MCMILLAN	29.163	2	3	HOUSE	2:41.299	2:41.587	0.288
3	8	MASON	49.369	6	SUTTON	1:23.003	12	EPPS	29.194	3	12	EPPS	2:41.535	2:41.775	0.240
4	6	SUTTON	49.445	33	ORROCK	1:23.084	22	FULLER	29.214	4	6	SUTTON	2:41.684	2:41.696	0.012
5	99	WALKER-TULLY	49.502	8	MASON	1:23.121	8	MASON	29.230	5	8	MASON	2:41.720	2:42.304	0.584
6	1	FULBROOK	49.506	12	EPPS	1:23.330	6	SUTTON	29.236	6	33	ORROCK	2:42.051	2:42.051	0.000
7	98	BARRABLE	49.665	36	WITTS	1:23.462	36	WITTS	29.244	7	36	WITTS	2:42.404	2:42.647	0.243
8	36	WITTS	49.698	99	WALKER-TULLY	1:23.634	33	ORROCK	29.256	8	99	WALKER-TULLY	2:42.547	2:43.058	0.511
9	33	ORROCK	49.711	29	PANAYIOTOU	1:23.764	29	PANAYIOTOU	29.327	9	29	PANAYIOTOU	2:42.803	2:43.225	0.422
10	29	PANAYIOTOU	49.712	50	WILSON	1:23.765	31	WILSON	29.344	10	50	WILSON	2:43.033	2:43.033	0.000
11	50	WILSON	49.895	22	FULLER	1:24.012	3	HOUSE	29.351	11	98	BARRABLE	2:43.315	2:43.606	0.291
12	22	FULLER	50.107	9	MCMILLAN	1:24.088	50	WILSON	29.373	12	22	FULLER	2:43.333	2:43.689	0.356
13	20	MARCANO	50.547	19	THOMPSON	1:24.213	98	BARRABLE	29.379	13	9	MCMILLAN	2:43.954	2:44.993	1.039
14	19	THOMPSON	50.664	98	BARRABLE	1:24.271	99	WALKER-TULLY	29.411	14	19	THOMPSON	2:44.318	2:44.896	0.578
15	9	MCMILLAN	50.703	2	EWING	1:24.634	19	THOMPSON	29.441	15	2	EWING	2:45.301	2:45.491	0.190
16	2	EWING	50.722	42	MORRIS	1:24.659	20	MARCANO	29.482	16	31	WILSON	2:45.576	2:46.208	0.632
17	55	DEATON	50.858	7	DEHADRAY	1:24.719	16	TILLET	29.712	17	66	LITTLER	2:45.799	2:47.120	1.321
18	66	LITTLER	50.949	16	TILLET	1:24.936	55	DEATON	29.850	18	7	DEHADRAY	2:45.828	2:46.560	0.732
19	77	SMITH	51.061	66	LITTLER	1:24.998	66	LITTLER	29.852	19	16	TILLET	2:45.869	2:45.869	0.000
20	31	WILSON	51.082	31	WILSON	1:25.150	42	MORRIS	29.871	20	20	MARCANO	2:45.908	2:45.908	0.000
21	40	TOMLINSON	51.086	55	DEATON	1:25.387	52	STANIUKYNAS	29.875	21	55	DEATON	2:46.095	2:46.295	0.200
22	7	DEHADRAY	51.103	20	MARCANO	1:25.879	69	CLYNES	29.891	22	42	MORRIS	2:46.147	2:46.147	0.000
23	69	CLYNES	51.128	24	RUDD	1:25.952	2	EWING	29.945	23	24	RUDD	2:47.076	2:47.696	0.620
24	24	RUDD	51.162	40	TOMLINSON	1:26.059	24	RUDD	29.962	24	40	TOMLINSON	2:47.341	2:47.446	0.105
25	16	TILLET	51.221	77	SMITH	1:26.310	7	DEHADRAY	30.006	25	69	CLYNES	2:47.356	2:47.356	0.000
26	52	STANIUKYNAS	51.518	69	CLYNES	1:26.337	77	SMITH	30.065	26	77	SMITH	2:47.436	2:48.187	0.751
27	42	MORRIS	51.617	52	STANIUKYNAS	1:26.777	40	TOMLINSON	30.196	27	52	STANIUKYNAS	2:48.170	2:48.881	0.711
28															
29															

Weather / Track : Overcast / Wet

Results can be found at www.tsl-timing.com


Silverstone GP

Circuit Length = 3.6604 miles

Start: 09:58 Flag 10:15 End: 10:16

Printed - 10:24 Sunday, 31 May 2015

Milltek Sport Volkswagen Racing Cup RACE 2 - ROUND 8 - GRID (20 minutes)

ROW 15	29	38 Lee CHRISTOPHER	
ROW 14		27 19 Bobby THOMPSON	28 51 Simon ANDREWS
ROW 13	25	24 Simon RUDD	26 22 Howard FULLER
ROW 12		23 40 Simon TOMLINSON	24 69 Mark CLYNES
ROW 11	21	16 Laura TILLET	22 52 Karolis STANIUKYNAS
ROW 10		19 9 Joe MCMILLAN	20 20 Damani MARCANO
ROW 9	17	31 Matthew WILSON	18 42 Phil MORRIS
ROW 8		15 55 Simon DEATON	16 7 Paul DEHADRAY
ROW 7	13	77 Mark SMITH	14 66 Pete LITTLER
ROW 6		11 12 Michael EPPS	12 2 Graham EWING
ROW 5	9	29 Chris PANAYIOTOU	10 50 Darrelle WILSON
ROW 4		7 36 Thomas WITTS	8 98 Robert BARRABLE
ROW 3	5	33 Lucas ORROCK	6 1 Joe FULBROOK
ROW 2		3 6 David SUTTON	4 3 Phil HOUSE
ROW 1	1	99 Jack WALKER-TULLY	2 8 Aaron MASON
Pole			
			

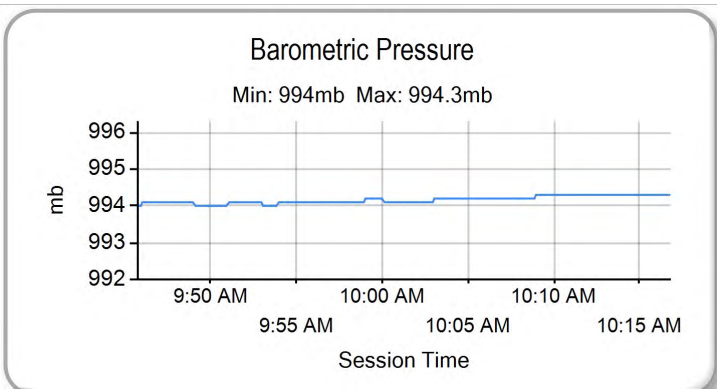
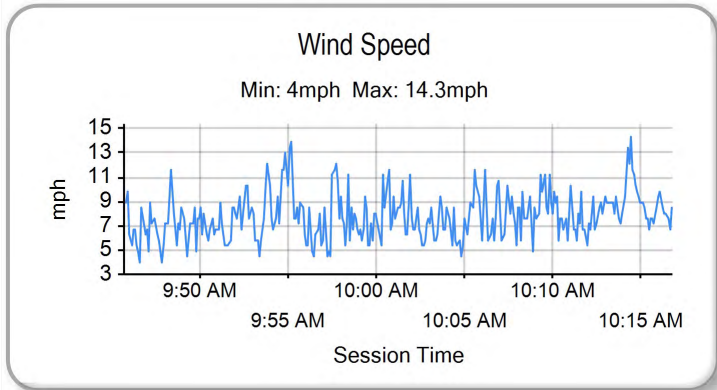
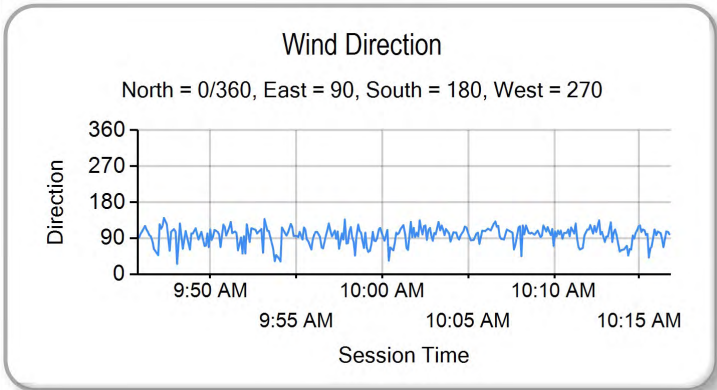
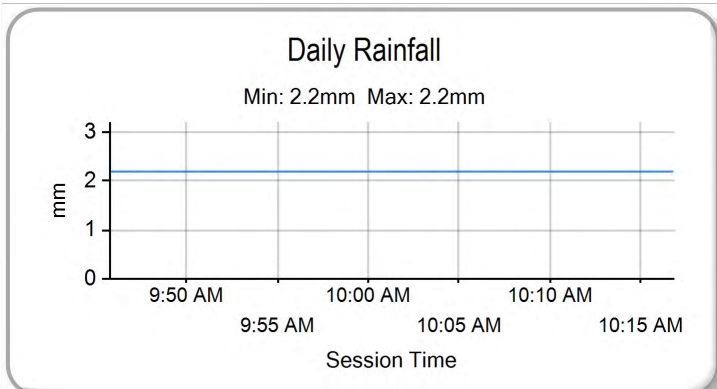
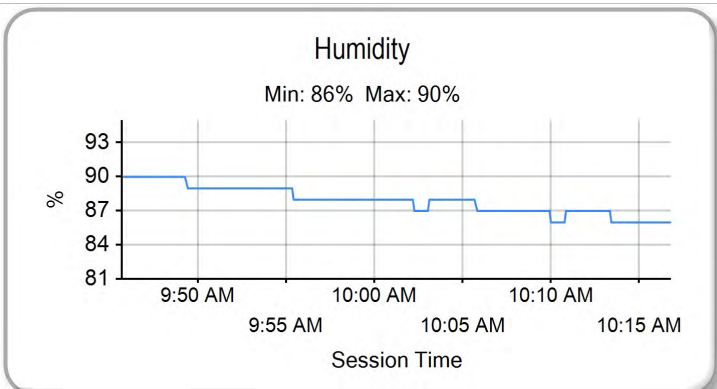
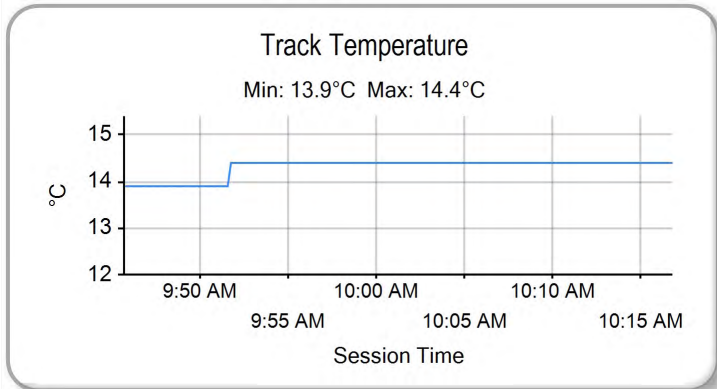
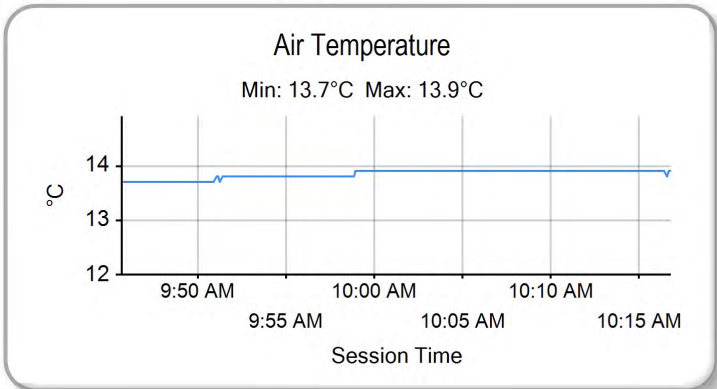
Silverstone GP
Circuit Length = 3.6604 miles

These results are provisional until the conclusion of any judicial and technical matters.

Clerk Of Course :		Timekeeper :

Milltek Sport Volkswagen Racing Cup

RACE 1 - ROUND 7 - WEATHER CONDITIONS



Weather / Track : Overcast / Wet

Results can be found at www.tsl-timing.com

Silverstone GP
 Circuit Length = 3.6604 miles
 Start: 09:58 Flag 10:15 End: 10:16

Printed - 10:26 Sunday, 31 May 2015

Milltek Sport Volkswagen Racing Cup

RACE 2 - ROUND 8 - CLASSIFICATION

POS	NO	NAME	ENTRY	LAPS	TIME	GAP	DIFF	MPH	BEST	ON
1	6	David SUTTON	Scirocco - Slidesports	9	21:51.287			90.44	2:24.812	4
2	99	Jack WALKER-TULLY	Scirocco - Cooke & Mason	9	21:53.674	2.387	2.387	90.28	2:24.859	7
3	3	Phil HOUSE	Scirocco - PH Motorsport	9	21:55.111	3.824	1.437	90.18	2:24.689	9
4	8	Aaron MASON	Scirocco - AWM Motorsport	9	21:55.844	4.557	0.733	90.13	2:24.917	6
5	29	Chris PANAYIOTOU	Scirocco - Slidesports	9	22:02.088	10.801	6.244	89.70	2:25.686	4
6	36	Thomas WITTS	Scirocco - Maximum Motorsport	9	22:07.189	15.902	5.101	89.36	2:25.748	6
7	1	Joe FULBROOK	Golf - AWM Safe & Sound	9	22:07.420	16.133	0.231	89.34	2:25.496	4
8	22	Howard FULLER	Golf - Team Hard Racing	9	22:13.580	22.293	6.160	88.93	2:25.495	8
9	33	Lucas ORROCK	Scirocco - Milltek Sport	9	22:13.714	22.427	0.134	88.92	2:25.960	4
10	12	Michael EPPS	Golf - Team Hard Racing	9	22:19.265	27.978	5.551	88.55	2:25.580	9
11	9	Joe MCMILLAN	Scirocco - Cobra Engineering	9	22:27.243	35.956	7.978	88.03	2:26.993	7
12	2	Graham EWING	Golf - Slidesports	9	22:34.570	43.283	7.327	87.55	2:28.699	2
13	24	Simon RUDD	Golf - Team Hard Racing	9	22:34.832	43.545	0.262	87.53	2:27.676	8
14	38	Lee CHRISTOPHER	Scirocco - Slidesports	9	22:43.705	52.418	8.873	86.96	2:28.644	4
15	31	Matthew WILSON	Golf - Complete Racing	9	22:44.222	52.935	0.517	86.93	2:28.710	5
16	16	Laura TILLET	Golf - Team Hard Racing	9	22:48.418	57.131	4.196	86.66	2:29.528	8
17	7	Paul DEHADRAY	Scirocco - JW Bird Motorsport	9	22:49.655	58.368	1.237	86.59	2:29.252	8
18	40	Simon TOMLINSON	Golf - AWM Motorsport	9	22:51.848	1:00.561	2.193	86.45	2:28.230	8
19	42	Phil MORRIS	Golf - KPM Racing	9	22:53.287	1:02.000	1.439	86.36	2:29.864	7
20	77	Mark SMITH	Scirocco - Infront Motorsport	9	23:00.710	1:09.423	7.423	85.89	2:29.172	7
21	20	Damani MARCANO	Golf - Team Hard Racing	9	23:01.054	1:09.767	0.344	85.87	2:30.591	7
22	52	Karolis STANIUKYNAS	Golf - Team Hard Racing	9	23:01.607	1:10.320	0.553	85.84	2:30.256	6
23	51	Simon ANDREWS	Golf - AWM/Safe & Sound	9	23:02.126	1:10.839	0.519	85.80	2:29.313	7
24	55	Simon DEATON	Scirocco - Maximum Motorsport	8	22:36.235	1 Lap	1 Lap	77.73	2:28.596	8

NOT CLASSIFIED

DNF	66	Pete LITTLER	Scirocco - JW Bird Motorsport	5	12:42.011	4 Laps	3 Laps	86.46	2:28.745	3
DNF	50	Darrelle WILSON	Scirocco - DW Racing	4	12:09.700	5 Laps	1 Lap	72.23	2:28.771	2
DNF	98	Robert BARRABLE	Golf - THM Motorsport	0						
DNF	19	Bobby THOMPSON	Golf - Team Hard Racing	0						

FASTEST LAP

3	Phil HOUSE	Scirocco - PH Motorsport	9	2:24.689	91.07 mph	146.57 kph
---	------------	--------------------------	---	----------	-----------	------------

Weather / Track : Bright / Dry

These results are provisional until the conclusion of any judicial and technical matters.

Silverstone GP

Circuit Length = 3.6604 miles

Start: 17:31 Flag 17:53 End: 17:54

Clerk Of Course :	Timekeeper :
-------------------	--------------

Milltek Sport Volkswagen Racing Cup

RACE 2 - ROUND 8 - SECTOR ANALYSIS

SECTOR 1 = FL to I1, SECTOR 2 = I1 to I2, SECTOR 3 = I2 to FL, DIFF = Difference To Personal Best Lap

P1 6		David SUTTON		Scirocco - Slidesports						
IDEAL LAP TIME : 2:24.612		BEST LAP TIME : 2:24.812		DIFFERENCE : 0.200						
LAP	SECTOR 1	SECTOR 2	SECTOR 3	LAP TIME	MPH	DIFF	TIME OF DAY			
1 -		123.1	1:15.113	117.3	26.336	111.6	2:29.518	88.13	4.706	17:34:08.764
2 -	44.364	124.0	1:14.134	117.5	26.608	111.4	2:25.106	90.81	0.294	17:36:33.870
3 -	44.360	124.0	1:14.090	117.9	26.623	111.4	2:25.073	90.83	0.261	17:38:58.943
4 -	44.560	123.8	1:13.937	117.7	26.315	111.8	2:24.812 (1)	90.99		17:41:23.755
5 -	44.655	123.3	1:13.966	117.5	26.428	111.6	2:25.049 (3)	90.85	0.237	17:43:48.804
6 -	44.643	123.3	1:14.207	117.3	26.594	111.2	2:25.444	90.60	0.632	17:46:14.248
7 -	44.714	124.2	1:14.180	117.9	26.624	111.6	2:25.518	90.55	0.706	17:48:39.766
8 -	44.451	123.8	1:13.975	117.9	26.551	111.4	2:24.977 (2)	90.89	0.165	17:51:04.743
9 -	44.670	123.3	1:14.352	117.7	26.768	106.9	2:25.790	90.38	0.978	17:53:30.533

P2 99		Jack WALKER-TULLY		Scirocco - Cooke & Mason						
IDEAL LAP TIME : 2:24.672		BEST LAP TIME : 2:24.859		DIFFERENCE : 0.187						
LAP	SECTOR 1	SECTOR 2	SECTOR 3	LAP TIME	MPH	DIFF	TIME OF DAY			
1 -		119.4	1:15.458	118.5	26.534	111.4	2:30.585	87.51	5.726	17:34:09.831
2 -	44.463	120.0	1:14.604	115.5	27.069	111.4	2:26.136	90.17	1.277	17:36:35.967
3 -	44.690	122.4	1:14.435	117.3	26.300	112.6	2:25.425	90.61	0.566	17:39:01.392
4 -	44.535	120.9	1:14.232	117.1	26.401	111.6	2:25.168	90.77	0.309	17:41:26.560
5 -	44.525	117.9	1:14.934	115.7	26.302	109.4	2:25.761	90.40	0.902	17:43:52.321
6 -	44.294	119.8	1:14.496	116.1	26.274	109.6	2:25.064 (3)	90.84	0.205	17:46:17.385
7 -	44.481	120.2	1:14.139	116.9	26.239	110.1	2:24.859 (1)	90.96		17:48:42.244
8 -	44.403	120.0	1:14.303	116.7	26.340	109.7	2:25.046 (2)	90.85	0.187	17:51:07.290
9 -	44.436	120.0	1:14.503	116.5	26.691	110.1	2:25.630	90.48	0.771	17:53:32.920

P3 3		Phil HOUSE		Scirocco - PH Motorsport						
IDEAL LAP TIME : 2:24.392		BEST LAP TIME : 2:24.689		DIFFERENCE : 0.297						
LAP	SECTOR 1	SECTOR 2	SECTOR 3	LAP TIME	MPH	DIFF	TIME OF DAY			
1 -		122.6	1:15.594	116.1	26.443	111.4	2:31.037	87.24	6.348	17:34:10.283
2 -	44.431	122.4	1:14.462	117.1	26.805	110.5	2:25.698	90.44	1.009	17:36:35.981
3 -	44.622	121.3	1:14.833	116.9	26.220	111.0	2:25.675	90.46	0.986	17:39:01.656
4 -	44.428	121.5	1:14.368	116.9	26.352	110.3	2:25.148 (3)	90.78	0.459	17:41:26.804
5 -	44.379	120.4	1:15.564	114.7	26.337	110.3	2:26.280	90.08	1.591	17:43:53.084
6 -	44.221	123.1	1:14.489	115.9	26.268	110.9	2:24.978 (2)	90.89	0.289	17:46:18.062
7 -	44.956	119.4	1:14.973	117.5	26.439	108.7	2:26.368	90.03	1.679	17:48:44.430
8 -	44.856	120.0	1:14.079	114.7	26.303	110.1	2:25.238	90.73	0.549	17:51:09.668
9 -	44.327	120.2	1:13.951	114.9	26.411	110.5	2:24.689 (1)	91.07		17:53:34.357

P4 8		Aaron MASON		Scirocco - AWM Motorsport						
IDEAL LAP TIME : 2:24.302		BEST LAP TIME : 2:24.917		DIFFERENCE : 0.615						
LAP	SECTOR 1	SECTOR 2	SECTOR 3	LAP TIME	MPH	DIFF	TIME OF DAY			
1 -		120.0	1:14.940	116.7	26.384	110.5	2:29.959	87.87	5.042	17:34:09.205
2 -	45.053	119.6	1:14.471	113.9	27.041	110.9	2:26.565	89.91	1.648	17:36:35.770
3 -	44.712	122.0	1:14.475	116.1	26.174	111.0	2:25.361	90.65	0.444	17:39:01.131
4 -	44.624	120.4	1:14.291	115.5	26.223	110.3	2:25.138 (3)	90.79	0.221	17:41:26.269
5 -	44.836	118.9	1:15.471	114.7	26.283	110.5	2:26.590	89.89	1.673	17:43:52.859
6 -	44.314	123.5	1:14.378	116.7	26.225	110.7	2:24.917 (1)	90.93		17:46:17.776
7 -	45.261	120.0	1:14.768	116.9	26.662	109.2	2:26.691	89.83	1.774	17:48:44.467
8 -	45.331	122.0	1:14.218	116.3	25.997	112.4	2:25.546	90.54	0.629	17:51:10.013
9 -	44.717	120.9	1:13.991	116.1	26.369	110.3	2:25.077 (2)	90.83	0.160	17:53:35.090

P5 29		Chris PANAYIOTOU		Scirocco - Slidesports						
IDEAL LAP TIME : 2:25.524		BEST LAP TIME : 2:25.686		DIFFERENCE : 0.162						
LAP	SECTOR 1	SECTOR 2	SECTOR 3	LAP TIME	MPH	DIFF	TIME OF DAY			
1 -		123.3	1:16.342	117.5	26.519	110.7	2:33.069	86.09	7.383	17:34:12.315
2 -	44.866	123.8	1:14.699	116.7	26.485	111.6	2:26.050	90.22	0.364	17:36:38.365
3 -	44.687	124.2	1:14.674	116.1	26.527	110.9	2:25.888 (3)	90.32	0.202	17:39:04.253
4 -	44.830	123.5	1:14.450	116.1	26.406	111.4	2:25.686 (1)	90.45		17:41:29.939

Weather / Track : Bright / Dry

Silverstone GP

Circuit Length = 3.6604 miles

Start: 17:31 Flag 17:53 End: 17:54

Milltek Sport Volkswagen Racing Cup

RACE 2 - ROUND 8 - SECTOR ANALYSIS

SECTOR 1 = FL to I1, SECTOR 2 = I1 to I2, SECTOR 3 = I2 to FL, DIFF = Difference To Personal Best Lap

5 -	44.929	122.6	1:14.516	117.1	26.501	112.2	2:25.946	90.29	0.260	17:43:55.885
6 -	44.815	123.8	1:14.452	116.3	26.458	110.7	2:25.725 (2)	90.42	0.039	17:46:21.610
7 -	45.321	119.8	1:15.115	117.5	26.466	110.9	2:26.902	89.70	1.216	17:48:48.512
8 -	44.668	122.6	1:14.910	117.3	26.675	109.9	2:26.253	90.10	0.567	17:51:14.765
9 -	44.816	122.4	1:14.967	117.1	26.786	110.3	2:26.569	89.90	0.883	17:53:41.334

P6	36	Thomas WITTS				Scirocco - Maximum Motorsport					
IDEAL LAP TIME : 2:25.400		BEST LAP TIME : 2:25.748				DIFFERENCE : 0.348					
LAP	SECTOR 1		SECTOR 2		SECTOR 3		LAP TIME	MPH	DIFF	TIME OF DAY	
1 -		123.3	1:17.167	114.1	26.799	110.3	2:35.157	84.93	9.409	17:34:14.403	
2 -	44.695	122.6	1:15.021	116.5	26.989	108.3	2:26.705	89.82	0.957	17:36:41.108	
3 -	45.588	123.3	1:14.617	118.3	26.548	112.2	2:26.753	89.79	1.005	17:39:07.861	
4 -	44.854	121.7	1:14.513	114.9	26.678	111.8	2:26.045 (2)	90.23	0.297	17:41:33.906	
5 -	44.460	123.1	1:15.433	117.5	26.858	109.9	2:26.751	89.79	1.003	17:44:00.657	
6 -	44.439	124.2	1:14.414	117.7	26.895	109.7	2:25.748 (1)	90.41		17:46:26.405	
7 -	44.796	122.6	1:14.967	118.3	26.779	110.7	2:26.542 (3)	89.92	0.794	17:48:52.947	
8 -	44.438	124.2	1:15.396	117.7	26.867	109.4	2:26.701	89.82	0.953	17:51:19.648	
9 -	44.676	122.4	1:15.345	116.3	26.766	109.9	2:26.787	89.77	1.039	17:53:46.435	

P7	1	Joe FULBROOK				Golf - AWM Safe & Sound					
IDEAL LAP TIME : 2:24.904		BEST LAP TIME : 2:25.496				DIFFERENCE : 0.592					
LAP	SECTOR 1		SECTOR 2		SECTOR 3		LAP TIME	MPH	DIFF	TIME OF DAY	
1 -		119.8	1:16.758	115.1	26.838	109.7	2:34.071	85.53	8.575	17:34:13.317	
2 -	45.716	119.4	1:15.795	116.3	26.558	109.6	2:28.069	88.99	2.573	17:36:41.386	
3 -	45.803	121.1	1:14.880	115.7	26.538	108.7	2:27.221	89.51	1.725	17:39:08.607	
4 -	45.199	120.2	1:13.936	116.5	26.361	110.3	2:25.496 (1)	90.57		17:41:34.103	
5 -	44.607	122.9	1:14.940	114.1	26.430	109.7	2:25.977 (3)	90.27	0.481	17:44:00.080	
6 -	44.881	121.3	1:14.038	116.1	26.927	108.5	2:25.846 (2)	90.35	0.350	17:46:25.926	
7 -	45.219	119.6	1:14.678	117.1	26.621	108.7	2:26.518	89.93	1.022	17:48:52.444	
8 -	44.939	120.9	1:15.272	114.5	26.625	107.6	2:26.836	89.74	1.340	17:51:19.280	
9 -	45.228	118.5	1:15.628	115.7	26.530	105.2	2:27.386	89.41	1.890	17:53:46.666	

P8	22	Howard FULLER				Golf - Team Hard Racing					
IDEAL LAP TIME : 2:25.358		BEST LAP TIME : 2:25.495				DIFFERENCE : 0.137					
LAP	SECTOR 1		SECTOR 2		SECTOR 3		LAP TIME	MPH	DIFF	TIME OF DAY	
1 -		121.5	1:19.828	111.8	26.727	109.0	2:42.391	81.14	16.896	17:34:21.637	
2 -	45.573	121.7	1:16.404	113.9	26.366	107.8	2:28.343	88.83	2.848	17:36:49.980	
3 -	45.630	118.3	1:15.269	112.7	26.714	108.3	2:27.613	89.27	2.118	17:39:17.593	
4 -	44.803	121.7	1:15.076	110.7	26.386	106.9	2:26.265	90.09	0.770	17:41:43.858	
5 -	45.061	117.7	1:14.774	109.8	26.303	106.7	2:26.138	90.17	0.643	17:44:09.996	
6 -	44.983	118.5	1:14.391	110.9	26.164	107.2	2:25.538 (2)	90.54	0.043	17:46:35.534	
7 -	44.828	117.7	1:14.641	111.1	26.233	108.3	2:25.702 (3)	90.44	0.207	17:49:01.236	
8 -	44.819	117.1	1:14.444	111.4	26.232	107.8	2:25.495 (1)	90.57		17:51:26.731	
9 -	44.865	120.4	1:14.764	114.5	26.466	106.7	2:26.095	90.20	0.600	17:53:52.826	

P9	33	Lucas ORROCK				Scirocco - Milltek Sport					
IDEAL LAP TIME : 2:25.597		BEST LAP TIME : 2:25.960				DIFFERENCE : 0.363					
LAP	SECTOR 1		SECTOR 2		SECTOR 3		LAP TIME	MPH	DIFF	TIME OF DAY	
1 -		121.7	1:17.036	115.5	26.770	109.9	2:34.374	85.36	8.414	17:34:13.620	
2 -	45.386	118.7	1:15.415	115.1	26.669	109.2	2:27.470	89.35	1.510	17:36:41.090	
3 -	45.631	118.9	1:14.470	114.3	26.434	109.2	2:26.535	89.92	0.575	17:39:07.625	
4 -	44.918	120.0	1:14.502	113.9	26.540	109.4	2:25.960 (1)	90.28		17:41:33.585	
5 -	44.693	120.4	1:14.896	113.5	26.470	109.2	2:26.059 (3)	90.22	0.099	17:43:59.644	
6 -	44.772	120.2	1:14.492	115.1	26.715	109.4	2:25.979 (2)	90.27	0.019	17:46:25.623	
7 -	45.136	118.9	1:14.941	114.1	26.527	108.8	2:26.604	89.88	0.644	17:48:52.227	
8 -	45.032	120.0	1:20.899	112.9	27.241	108.1	2:33.172	86.03	7.212	17:51:25.399	
9 -	45.792	118.5	1:14.927	113.3	26.842	109.6	2:27.561	89.30	1.601	17:53:52.960	

Weather / Track : Bright / Dry

Silverstone GP

Circuit Length = 3.6604 miles

Start: 17:31 Flag 17:53 End: 17:54

Milltek Sport Volkswagen Racing Cup

RACE 2 - ROUND 8 - SECTOR ANALYSIS

SECTOR 1 = FL to I1, SECTOR 2 = I1 to I2, SECTOR 3 = I2 to FL, DIFF = Difference To Personal Best Lap

P10 12		Michael EPPS		Golf - Team Hard Racing						
IDEAL LAP TIME : 2:25.564		BEST LAP TIME : 2:25.580		DIFFERENCE : 0.016						
LAP	SECTOR 1		SECTOR 2		SECTOR 3		LAP TIME	MPH	DIFF	TIME OF DAY
1 -		118.7	1:19.678	111.8	27.326	108.8	2:43.088	80.80	17.508	17:34:22.334
2 -	45.300	121.5	1:16.299	115.9	26.876	111.0	2:28.475	88.75	2.895	17:36:50.809
3 -	45.447	123.1	1:16.071	113.5	26.765	109.4	2:28.283	88.86	2.703	17:39:19.092
4 -	45.399	121.5	1:14.843	115.3	26.702	110.1	2:26.944	89.67	1.364	17:41:46.036
5 -	45.189	121.7	1:15.643	112.2	26.801	109.4	2:27.633	89.26	2.053	17:44:13.669
6 -	44.885	119.4	1:14.547	113.7	26.736	109.2	2:26.168 (2)	90.15	0.588	17:46:39.837
7 -	45.602	119.1	1:14.634	114.3	26.535	108.7	2:26.771	89.78	1.191	17:49:06.608
8 -	45.006	118.9	1:14.359	110.9	26.958	109.6	2:26.323 (3)	90.05	0.743	17:51:32.931
9 -	44.804	118.9	1:14.225	113.1	26.551	108.7	2:25.580 (1)	90.51		17:53:58.511

P11 9		Joe MCMILLAN		Scirocco - Cobra Engineering						
IDEAL LAP TIME : 2:26.479		BEST LAP TIME : 2:26.993		DIFFERENCE : 0.514						
LAP	SECTOR 1		SECTOR 2		SECTOR 3		LAP TIME	MPH	DIFF	TIME OF DAY
1 -		118.7	1:19.855	114.1	29.048	109.4	2:44.283	80.21	17.290	17:34:23.529
2 -	45.820	120.6	1:16.407	114.7	26.696	109.2	2:28.923	88.48	1.930	17:36:52.452
3 -	45.502	119.4	1:15.810	114.7	26.911	109.2	2:28.223	88.90	1.230	17:39:20.675
4 -	45.751	121.1	1:15.280	117.9	26.474	108.7	2:27.505 (3)	89.33	0.512	17:41:48.180
5 -	45.404	119.4	1:15.105	114.7	26.657	108.3	2:27.166 (2)	89.54	0.173	17:44:15.346
6 -	45.360	120.4	1:16.904	114.1	26.579	108.3	2:28.843	88.53	1.850	17:46:44.189
7 -	44.964	119.4	1:15.209	113.9	26.820	107.8	2:26.993 (1)	89.64		17:49:11.182
8 -	45.711	118.1	1:15.041	112.7	26.802	107.9	2:27.554	89.30	0.561	17:51:38.736
9 -	45.792	118.5	1:15.205	113.9	26.756	108.3	2:27.753	89.18	0.760	17:54:06.489

P12 2		Graham EWING		Golf - Slidesports						
IDEAL LAP TIME : 2:27.937		BEST LAP TIME : 2:28.699		DIFFERENCE : 0.762						
LAP	SECTOR 1		SECTOR 2		SECTOR 3		LAP TIME	MPH	DIFF	TIME OF DAY
1 -		123.3	1:18.245	114.9	27.252	110.3	2:36.460	84.22	7.761	17:34:15.706
2 -	45.278	122.6	1:16.144	111.8	27.277	109.9	2:28.699 (1)	88.62		17:36:44.405
3 -	46.315	120.4	1:18.501	111.2	27.173	108.5	2:31.989	86.70	3.290	17:39:16.394
4 -	45.893	118.7	1:16.080	114.1	26.882	108.8	2:28.855 (3)	88.52	0.156	17:41:45.249
5 -	45.768	117.9	1:16.489	113.9	26.995	108.5	2:29.252	88.29	0.553	17:44:14.501
6 -	46.125	117.3	1:17.216	113.5	26.893	109.2	2:30.234	87.71	1.535	17:46:44.735
7 -	45.767	118.9	1:15.777	114.1	27.286	108.7	2:28.830 (2)	88.54	0.131	17:49:13.565
8 -	46.107	117.5	1:17.317	112.4	26.960	108.8	2:30.384	87.62	1.685	17:51:43.949
9 -	45.913	117.7	1:16.972	113.5	26.982	108.1	2:29.867	87.92	1.168	17:54:13.816

P13 24		Simon RUDD		Golf - Team Hard Racing						
IDEAL LAP TIME : 2:27.494		BEST LAP TIME : 2:27.676		DIFFERENCE : 0.182						
LAP	SECTOR 1		SECTOR 2		SECTOR 3		LAP TIME	MPH	DIFF	TIME OF DAY
1 -		122.9	1:18.924	115.3	27.119	108.1	2:41.380	81.65	13.704	17:34:20.626
2 -	46.341	120.4	1:16.365	114.3	27.206	108.8	2:29.912	87.90	2.236	17:36:50.538
3 -	45.378	122.0	1:18.123	116.1	27.153	109.7	2:30.654	87.47	2.978	17:39:21.192
4 -	45.715	122.0	1:15.713	115.3	26.835	108.1	2:28.263 (2)	88.88	0.587	17:41:49.455
5 -	45.469	122.2	1:16.783	114.3	27.194	109.0	2:29.446	88.17	1.770	17:44:18.901
6 -	45.542	120.4	1:17.042	113.1	26.948	107.4	2:29.532	88.12	1.856	17:46:48.433
7 -	45.776	119.4	1:15.913	114.5	26.797	108.8	2:28.486 (3)	88.74	0.810	17:49:16.919
8 -	45.560	119.4	1:15.429	114.3	26.687	109.2	2:27.676 (1)	89.23		17:51:44.595
9 -	45.460	121.5	1:16.981	113.7	27.042	109.0	2:29.483	88.15	1.807	17:54:14.078

P14 38		Lee CHRISTOPHER		Scirocco - Slidesports						
IDEAL LAP TIME : 2:28.365		BEST LAP TIME : 2:28.644		DIFFERENCE : 0.279						
LAP	SECTOR 1		SECTOR 2		SECTOR 3		LAP TIME	MPH	DIFF	TIME OF DAY
1 -		125.2	1:20.716	117.9	27.560	113.1	2:45.695	79.53	17.051	17:34:24.941
2 -	47.065	124.2	1:16.895	114.7	27.063	112.9	2:31.023	87.25	2.379	17:36:55.964
3 -	45.472	123.5	1:16.506	118.1	26.947	111.6	2:28.925 (2)	88.48	0.281	17:39:24.889
4 -	45.310	124.0	1:16.343	116.7	26.991	111.8	2:28.644 (1)	88.65		17:41:53.533

Silverstone GP
Circuit Length = 3.6604 miles
Start: 17:31 Flag 17:53 End: 17:54

Weather / Track : Bright / Dry

Milltek Sport Volkswagen Racing Cup

RACE 2 - ROUND 8 - SECTOR ANALYSIS

SECTOR 1 = FL to I1, SECTOR 2 = I1 to I2, SECTOR 3 = I2 to FL, DIFF = Difference To Personal Best Lap

5 -	45.611	122.0	1:16.194	117.7	27.140	111.2	2:28.945 (3)	88.47	0.301	17:44:22.478
6 -	45.453	124.2	1:17.387	117.3	26.861	112.0	2:29.701	88.02	1.057	17:46:52.179
7 -	46.413	118.3	1:17.697	117.7	27.410	110.7	2:31.520	86.97	2.876	17:49:23.699
8 -	45.731	122.2	1:16.591	117.5	27.402	111.4	2:29.724	88.01	1.080	17:51:53.423
9 -	45.589	122.9	1:16.491	117.7	27.448	112.0	2:29.528	88.12	0.884	17:54:22.951

P15	31	Matthew WILSON				Golf - Complete Racing					
IDEAL LAP TIME : 2:28.601		BEST LAP TIME : 2:28.710				DIFFERENCE : 0.109					
LAP	SECTOR 1		SECTOR 2		SECTOR 3		LAP TIME	MPH	DIFF	TIME OF DAY	
1 -		116.9	1:21.646	106.8	27.636	108.3	2:43.738	80.48	15.028	17:34:22.984	
2 -	46.445	115.5	1:17.002	111.6	27.433	108.8	2:30.880	87.33	2.170	17:36:53.864	
3 -	46.404	115.9	1:16.429	110.0	27.007	108.7	2:29.840	87.94	1.130	17:39:23.704	
4 -	46.716	110.5	1:16.679	112.5	27.125	108.5	2:30.520	87.54	1.810	17:41:54.224	
5 -	45.826	116.9	1:16.020	111.4	26.864	109.2	2:28.710 (1)	88.61		17:44:22.934	
6 -	46.049	117.3	1:16.885	112.7	26.755	108.5	2:29.689 (3)	88.03	0.979	17:46:52.623	
7 -	46.125	113.9	1:17.411	109.1	27.425	107.4	2:30.961	87.29	2.251	17:49:23.584	
8 -	46.628	116.5	1:16.585	111.2	27.180	108.8	2:30.393	87.62	1.683	17:51:53.977	
9 -	45.920	116.7	1:16.410	111.2	27.161	108.5	2:29.491 (2)	88.15	0.781	17:54:23.468	

P16	16	Laura TILLET				Golf - Team Hard Racing					
IDEAL LAP TIME : 2:28.863		BEST LAP TIME : 2:29.528				DIFFERENCE : 0.665					
LAP	SECTOR 1		SECTOR 2		SECTOR 3		LAP TIME	MPH	DIFF	TIME OF DAY	
1 -		117.1	1:20.815	112.0	27.295	108.5	2:44.097	80.30	14.569	17:34:23.343	
2 -	47.215	114.5	1:18.063	108.7	27.093	106.7	2:32.371	86.48	2.843	17:36:55.714	
3 -	46.570	116.3	1:17.543	109.4	26.964	106.0	2:31.077	87.22	1.549	17:39:26.791	
4 -	46.340	113.7	1:16.991	109.1	26.846	106.2	2:30.177	87.74	0.649	17:41:56.968	
5 -	47.440	111.4	1:16.702	108.4	26.864	106.7	2:31.006	87.26	1.478	17:44:27.974	
6 -	46.362	114.7	1:16.583	110.7	26.812	106.4	2:29.757 (2)	87.99	0.229	17:46:57.731	
7 -	47.016	114.1	1:16.067	110.3	26.853	106.5	2:29.936 (3)	87.88	0.408	17:49:27.667	
8 -	45.984	114.9	1:16.635	109.1	26.909	106.5	2:29.528 (1)	88.12		17:51:57.195	
9 -	47.210	113.5	1:16.441	109.8	26.818	106.2	2:30.469	87.57	0.941	17:54:27.664	

P17	7	Paul DEHADRAY				Scirocco - JW Bird Motorsport					
IDEAL LAP TIME : 2:29.040		BEST LAP TIME : 2:29.252				DIFFERENCE : 0.212					
LAP	SECTOR 1		SECTOR 2		SECTOR 3		LAP TIME	MPH	DIFF	TIME OF DAY	
1 -		120.2	1:21.727	110.0	28.011	106.9	2:44.768	79.97	15.516	17:34:24.014	
2 -	47.133	118.9	1:17.846	110.9	27.544	108.8	2:32.523	86.39	3.271	17:36:56.537	
3 -	46.645	118.7	1:17.109	113.1	26.999	106.2	2:30.753	87.41	1.501	17:39:27.290	
4 -	46.194	119.4	1:18.000	112.9	27.243	109.9	2:31.437	87.01	2.185	17:41:58.727	
5 -	46.712	117.1	1:17.213	111.4	27.147	108.8	2:31.072	87.22	1.820	17:44:29.799	
6 -	46.589	117.1	1:16.854	111.6	27.150	109.2	2:30.593	87.50	1.341	17:47:00.392	
7 -	46.632	116.7	1:16.318	112.9	27.015	108.8	2:29.965 (3)	87.87	0.713	17:49:30.357	
8 -	46.376	116.7	1:16.021	112.0	26.855	109.7	2:29.252 (1)	88.29		17:51:59.609	
9 -	46.172	117.1	1:16.013	113.1	27.107	109.7	2:29.292 (2)	88.26	0.040	17:54:28.901	

P18	40	Simon TOMLINSON				Golf - AWM Motorsport					
IDEAL LAP TIME : 2:27.931		BEST LAP TIME : 2:28.230				DIFFERENCE : 0.299					
LAP	SECTOR 1		SECTOR 2		SECTOR 3		LAP TIME	MPH	DIFF	TIME OF DAY	
1 -		118.3	1:21.805	113.7	27.899	110.7	2:47.130	78.84	18.900	17:34:26.376	
2 -	47.471	118.3	1:18.229	104.8	28.172	109.9	2:33.872	85.64	5.642	17:37:00.248	
3 -	46.544	118.5	1:18.520	114.7	27.514	108.8	2:32.578	86.36	4.348	17:39:32.826	
4 -	46.651	119.1	1:16.602	114.5	27.172	108.8	2:30.425	87.60	2.195	17:42:03.251	
5 -	46.350	116.1	1:17.195	113.1	27.217	108.3	2:30.762	87.40	2.532	17:44:34.013	
6 -	46.126	115.3	1:17.395	112.4	27.009	108.8	2:30.530	87.54	2.300	17:47:04.543	
7 -	45.954	115.9	1:15.961	112.9	27.028	109.2	2:28.943 (2)	88.47	0.713	17:49:33.486	
8 -	45.463	117.7	1:15.459	113.1	27.308	108.7	2:28.230 (1)	88.90		17:52:01.716	
9 -	46.014	116.1	1:15.929	111.4	27.435	109.2	2:29.378 (3)	88.21	1.148	17:54:31.094	

Weather / Track : Bright / Dry

Silverstone GP

Circuit Length = 3.6604 miles

Start: 17:31 Flag 17:53 End: 17:54

Milltek Sport Volkswagen Racing Cup

RACE 2 - ROUND 8 - SECTOR ANALYSIS

SECTOR 1 = FL to I1, SECTOR 2 = I1 to I2, SECTOR 3 = I2 to FL, DIFF = Difference To Personal Best Lap

P19 42		Phil MORRIS		Golf - KPM Racing						
IDEAL LAP TIME : 2:29.746		BEST LAP TIME : 2:29.864		DIFFERENCE : 0.118						
LAP	SECTOR 1	SECTOR 2	SECTOR 3	LAP TIME	MPH	DIFF	TIME OF DAY			
1 -		118.5	1:21.257	111.8	27.640	108.7	2:45.361	79.69	15.497	17:34:24.607
2 -	47.512	117.5	1:18.071	112.4	27.061	109.6	2:32.644	86.33	2.780	17:36:57.251
3 -	46.962	116.5	1:17.051	112.5	27.438	107.2	2:31.451	87.01	1.587	17:39:28.702
4 -	46.839	115.7	1:17.047	112.5	27.359	107.9	2:31.245	87.12	1.381	17:41:59.947
5 -	46.842	115.3	1:16.839	111.8	27.049	106.5	2:30.730	87.42	0.866	17:44:30.677
6 -	46.499	116.7	1:16.821	111.1	27.335	105.9	2:30.655 (2)	87.46	0.791	17:47:01.332
7 -	46.508	116.3	1:16.198	112.7	27.158	106.2	2:29.864 (1)	87.93		17:49:31.196
8 -	46.700	113.7	1:16.581	109.2	27.393	106.2	2:30.674	87.45	0.810	17:52:01.870
9 -	46.822	116.7	1:16.655	110.0	27.186	104.0	2:30.663 (3)	87.46	0.799	17:54:32.533

P20 77		Mark SMITH		Scirocco - Infront Motorsport						
IDEAL LAP TIME : 2:29.014		BEST LAP TIME : 2:29.172		DIFFERENCE : 0.158						
LAP	SECTOR 1	SECTOR 2	SECTOR 3	LAP TIME	MPH	DIFF	TIME OF DAY			
1 -		122.9	1:18.481	116.5	27.205	112.4	2:38.279	83.25	9.107	17:34:17.525
2 -	46.265	122.2	1:17.917	115.3	27.111	111.2	2:31.293	87.10	2.121	17:36:48.818
3 -	46.453	120.6	1:17.596	116.9	27.026	111.0	2:31.075	87.22	1.903	17:39:19.893
4 -	46.095	120.4	1:17.967	115.3	26.915	110.3	2:30.977	87.28	1.805	17:41:50.870
5 -	46.115	120.6	1:16.924	114.5	26.885	110.9	2:29.924 (2)	87.89	0.752	17:44:20.794
6 -	46.629	119.6	1:34.973	114.7	27.202	110.7	2:48.804	78.06	19.632	17:47:09.598
7 -	45.726	119.6	1:16.566	116.5	26.880	111.2	2:29.172 (1)	88.33		17:49:38.770
8 -	46.079	120.6	1:17.256	112.4	26.722	111.4	2:30.057 (3)	87.81	0.885	17:52:08.827
9 -	46.883	120.4	1:16.984	114.7	27.262	109.2	2:31.129	87.19	1.957	17:54:39.956

P21 20		Damani MARCANO		Golf - Team Hard Racing						
IDEAL LAP TIME : 2:29.972		BEST LAP TIME : 2:30.591		DIFFERENCE : 0.619						
LAP	SECTOR 1	SECTOR 2	SECTOR 3	LAP TIME	MPH	DIFF	TIME OF DAY			
1 -		122.6	1:21.543	113.5	28.336	110.3	2:46.301	79.24	15.710	17:34:25.547
2 -	46.849	122.4	1:19.358	113.9	27.403	110.5	2:33.610	85.78	3.019	17:36:59.157
3 -	46.925	118.1	1:17.978	112.2	27.396	109.9	2:32.299	86.52	1.708	17:39:31.456
4 -	46.547	117.5	1:17.986	112.9	27.673	107.4	2:32.206	86.57	1.615	17:42:03.662
5 -	46.778	119.4	1:17.208	113.1	26.955	109.6	2:30.941 (2)	87.30	0.350	17:44:34.603
6 -	45.809	119.8	1:18.993	113.1	26.976	110.9	2:31.778	86.82	1.187	17:47:06.381
7 -	45.911	121.7	1:17.558	112.5	27.122	110.1	2:30.591 (1)	87.50		17:49:36.972
8 -	46.211	118.1	1:18.204	112.2	27.016	110.3	2:31.431 (3)	87.02	0.840	17:52:08.403
9 -	46.509	117.5	1:17.942	113.9	27.446	110.9	2:31.897	86.75	1.306	17:54:40.300

P22 52		Karolis STANIUKYNAS		Golf - Team Hard Racing						
IDEAL LAP TIME : 2:29.962		BEST LAP TIME : 2:30.256		DIFFERENCE : 0.294						
LAP	SECTOR 1	SECTOR 2	SECTOR 3	LAP TIME	MPH	DIFF	TIME OF DAY			
1 -		111.2	1:21.326	115.7	27.538	109.6	2:46.596	79.10	16.340	17:34:25.842
2 -	47.268	120.9	1:18.476	109.2	27.851	109.7	2:33.595	85.79	3.339	17:36:59.437
3 -	47.128	118.1	1:18.453	113.3	27.577	108.7	2:33.158	86.04	2.902	17:39:32.595
4 -	46.721	118.5	1:18.043	113.1	27.135	109.2	2:31.899	86.75	1.643	17:42:04.494
5 -	46.748	118.3	1:17.032	111.8	27.015	109.0	2:30.795 (2)	87.38	0.539	17:44:35.289
6 -	45.969	118.9	1:17.138	112.7	27.149	108.8	2:30.256 (1)	87.70		17:47:05.545
7 -	46.608	117.7	1:18.374	112.9	27.071	108.8	2:32.053	86.66	1.797	17:49:37.598
8 -	46.100	117.5	1:18.430	109.6	27.460	109.4	2:31.990	86.70	1.734	17:52:09.588
9 -	46.814	117.1	1:17.490	113.5	26.961	108.7	2:31.265 (3)	87.11	1.009	17:54:40.853

P23 51		Simon ANDREWS		Golf - AWM/Safe & Sound						
IDEAL LAP TIME : 2:29.048		BEST LAP TIME : 2:29.313		DIFFERENCE : 0.265						
LAP	SECTOR 1	SECTOR 2	SECTOR 3	LAP TIME	MPH	DIFF	TIME OF DAY			
1 -		123.3	1:22.503	117.3	28.183	109.6	2:48.562	78.17	19.249	17:34:27.808
2 -	46.734	122.0	1:17.878	112.4	28.582	108.8	2:33.194	86.02	3.881	17:37:01.002
3 -	46.671	120.9	1:18.051	114.9	28.031	109.0	2:32.753	86.26	3.440	17:39:33.755
4 -	46.269	122.0	1:17.495	110.9	27.743	108.8	2:31.507	86.97	2.194	17:42:05.262

Silverstone GP

Circuit Length = 3.6604 miles

Start: 17:31 Flag 17:53 End: 17:54

Weather / Track : Bright / Dry

Milltek Sport Volkswagen Racing Cup

RACE 2 - ROUND 8 - SECTOR ANALYSIS

SECTOR 1 = FL to I1, SECTOR 2 = I1 to I2, SECTOR 3 = I2 to FL, DIFF = Difference To Personal Best Lap

5 -	46.129	122.0	1:17.650	115.9	27.324	109.0	2:31.103 (3)	87.21	1.790	17:44:36.365
6 -	45.879	120.9	1:20.408	113.3	27.522	108.8	2:33.809	85.67	4.496	17:47:10.174
7 -	46.144	119.6	1:15.913	115.1	27.256	109.2	2:29.313 (1)	88.25		17:49:39.487
8 -	45.900	120.9	1:16.944	109.2	27.554	109.4	2:30.398 (2)	87.61	1.085	17:52:09.885
9 -	46.380	119.8	1:17.816	115.3	27.291	109.2	2:31.487	86.98	2.174	17:54:41.372

P24 55	Simon DEATON				Scirocco - Maximum Motorsport						
IDEAL LAP TIME : 2:28.482		BEST LAP TIME : 2:28.596			DIFFERENCE : 0.114						

LAP	SECTOR 1	SECTOR 2	SECTOR 3	LAP TIME	MPH	DIFF	TIME OF DAY			
1 -	118.9	1:36.154	61.2	IN PIT	3:24.375 P	64.47	55.779	17:35:03.621		
2 -	OUTLAP	116.7	1:19.740	114.3	27.481	110.7	4:14.175	51.84	1:45.579	17:39:17.796
3 -	46.216	120.4	1:17.457	115.3	27.082	111.0	2:30.755	87.41	2.159	17:41:48.551
4 -	46.163	120.4	1:16.753	116.1	26.800	110.5	2:29.716	88.01	1.120	17:44:18.267
5 -	46.030	120.4	1:17.399	114.9	27.066	110.7	2:30.495	87.56	1.899	17:46:48.762
6 -	46.095	121.5	1:15.880	117.9	26.793	110.1	2:28.768 (2)	88.57	0.172	17:49:17.530
7 -	46.164	120.6	1:15.949	115.5	27.242	110.1	2:29.355 (3)	88.23	0.759	17:51:46.885
8 -	45.903	120.6	1:15.786	116.7	26.907	110.7	2:28.596 (1)	88.68		17:54:15.481

P25 66	Pete LITTLER				Scirocco - JW Bird Motorsport						
IDEAL LAP TIME : 2:28.396		BEST LAP TIME : 2:28.745			DIFFERENCE : 0.349						

LAP	SECTOR 1	SECTOR 2	SECTOR 3	LAP TIME	MPH	DIFF	TIME OF DAY			
1 -	120.2	1:18.959	112.5	27.339	108.1	2:40.884	81.90	12.139	17:34:20.130	
2 -	46.754	119.1	1:18.776	114.3	27.648	107.9	2:33.178	86.02	4.433	17:36:53.308
3 -	45.494	120.2	1:16.143	115.3	27.108	108.8	2:28.745 (1)	88.59		17:39:22.053
4 -	46.169	119.8	1:16.331	115.9	27.014	109.0	2:29.514 (2)	88.13	0.769	17:41:51.567
5 -	46.295	120.2	1:16.636	114.3	26.759	109.2	2:29.690 (3)	88.03	0.945	17:44:21.257

P26 50	Darrelle WILSON				Scirocco - DW Racing						
IDEAL LAP TIME : 2:28.771		BEST LAP TIME : 2:28.771			DIFFERENCE : 0.000						

LAP	SECTOR 1	SECTOR 2	SECTOR 3	LAP TIME	MPH	DIFF	TIME OF DAY			
1 -	121.5	1:17.890	116.7	27.248	110.5	2:35.903 (2)	84.52	7.132	17:34:15.149	
2 -	45.481	120.2	1:16.281	108.0	27.009	110.3	2:28.771 (1)	88.57		17:36:43.920
3 -	46.462	110.7	1:33.276	103.2	IN PIT		2:51.826 P	76.69	23.055	17:39:35.746
4 -	OUTLAP	105.8	1:28.663	83.8	IN PIT		4:13.200 P	52.04	1:44.429	17:43:48.946

Milltek Sport Volkswagen Racing Cup

RACE 2 - ROUND 8 - LAP CHART

LAP 1 @ 17:34:08.764			LAP 2 @ 17:36:33.870			LAP 3 @ 17:38:58.943			LAP 4 @ 17:41:23.755			LAP 5 @ 17:43:48.804		
NO	BEHIND	LAP TIME	NO	BEHIND	LAP TIME	NO	BEHIND	LAP TIME	NO	BEHIND	LAP TIME	NO	BEHIND	LAP TIME
6		2:29.518	6		2:25.106	6		2:25.073	6		2:24.812	6		2:25.049
8	0.441	2:29.959	8	1.900	2:26.565	8	2.188	2:25.361	8	2.514	2:25.138	50	1 Lap	4:13.200 P
99	1.067	2:30.585	99	2.097	2:26.136	99	2.449	2:25.425	99	2.805	2:25.168	99	3.517	2:25.761
3	1.519	2:31.037	3	2.111	2:25.698	3	2.713	2:25.675	3	3.049	2:25.148	8	4.055	2:26.590
29	3.551	2:33.069	29	4.495	2:26.050	29	5.310	2:25.888	29	6.184	2:25.686	3	4.280	2:26.280
1	4.553	2:34.071	33	7.220	2:27.470	33	8.682	2:26.535	33	9.830	2:25.960	29	7.081	2:25.946
33	4.856	2:34.374	36	7.238	2:26.705	36	8.918	2:26.753	36	10.151	2:26.045	33	10.840	2:26.059
36	5.639	2:35.157	1	7.516	2:28.069	1	9.664	2:27.221	1	10.348	2:25.496	1	11.276	2:25.977
50	6.385	2:35.903	50	10.050	2:28.771	2	17.451	2:31.989	22	20.103	2:26.265	36	11.853	2:26.751
2	6.942	2:36.460	2	10.535	2:28.699	22	18.650	2:27.613	2	21.494	2:28.855	22	21.192	2:26.138
77	8.761	2:38.279	77	14.948	2:31.293	55	1 Lap	4:14.175	12	22.281	2:26.944	12	24.865	2:27.633
66	11.366	2:40.884	22	16.110	2:28.343	12	20.149	2:28.283	9	24.425	2:27.505	2	25.697	2:29.252
24	11.862	2:41.380	24	16.668	2:29.912	77	20.950	2:31.075	55	1 Lap	2:30.755	9	26.542	2:27.166
22	12.873	2:42.391	12	16.939	2:28.475	9	21.732	2:28.223	24	25.700	2:28.263	55	1 Lap	2:29.716
12	13.570	2:43.088	9	18.582	2:28.923	24	22.249	2:30.654	77	27.115	2:30.977	24	30.097	2:29.446
31	14.220	2:43.738	66	19.438	2:33.178	66	23.110	2:28.745	66	27.812	2:29.514	77	31.990	2:29.924
16	14.579	2:44.097	31	19.994	2:30.880	31	24.761	2:29.840	38	29.778	2:28.644	66	32.453	2:29.690
9	14.765	2:44.283	16	21.844	2:32.371	38	25.946	2:28.925	31	30.469	2:30.520	38	33.674	2:28.945
7	15.250	2:44.768	38	22.094	2:31.023	16	27.848	2:31.077	16	33.213	2:30.177	31	34.130	2:28.710
42	15.843	2:45.361	7	22.667	2:32.523	7	28.347	2:30.753	7	34.972	2:31.437	16	39.170	2:31.006
38	16.177	2:45.695	42	23.381	2:32.644	42	29.759	2:31.451	42	36.192	2:31.245	7	40.995	2:31.072
20	16.783	2:46.301	20	25.287	2:33.610	20	32.513	2:32.299	40	39.496	2:30.425	42	41.873	2:30.730
52	17.078	2:46.596	52	25.567	2:33.595	52	33.652	2:33.158	20	39.907	2:32.206	40	45.209	2:30.762
40	17.612	2:47.130	40	26.378	2:33.872	40	33.883	2:32.578	52	40.739	2:31.899	20	45.799	2:30.941
51	19.044	2:48.562	51	27.132	2:33.194	51	34.812	2:32.753	51	41.507	2:31.507	52	46.485	2:30.795
55	54.857	3:24.375 P				50	36.803	2:51.826 P				51	47.561	2:31.103

Weather / Track : Bright / Dry

Silverstone GP

Circuit Length = 3.6604 miles

Start: 17:31 Flag 17:53 End: 17:54

Milltek Sport Volkswagen Racing Cup

RACE 2 - ROUND 8 - LAP CHART

LAP 6 @ 17:46:14.248			LAP 7 @ 17:48:39.766			LAP 8 @ 17:51:04.743			LAP 9 @ 17:53:30.533		
NO	BEHIND	LAP TIME	NO	BEHIND	LAP TIME	NO	BEHIND	LAP TIME	NO	BEHIND	LAP TIME
6		2:25.444	6		2:25.518	6		2:24.977	6		2:25.790
99	3.137	2:25.064	99	2.478	2:24.859	99	2.547	2:25.046	99	2.387	2:25.630
8	3.528	2:24.917	3	4.664	2:26.368	3	4.925	2:25.238	3	3.824	2:24.689
3	3.814	2:24.978	8	4.701	2:26.691	8	5.270	2:25.546	8	4.557	2:25.077
29	7.362	2:25.725	29	8.746	2:26.902	29	10.022	2:26.253	29	10.801	2:26.569
33	11.375	2:25.979	33	12.461	2:26.604	1	14.537	2:26.836	36	15.902	2:26.787
1	11.678	2:25.846	1	12.678	2:26.518	36	14.905	2:26.701	1	16.133	2:27.386
36	12.157	2:25.748	36	13.181	2:26.542	33	20.656	2:33.172	22	22.293	2:26.095
22	21.286	2:25.538	22	21.470	2:25.702	22	21.988	2:25.495	33	22.427	2:27.561
12	25.589	2:26.168	12	26.842	2:26.771	12	28.188	2:26.323	12	27.978	2:25.580
9	29.941	2:28.843	9	31.416	2:26.993	9	33.993	2:27.554	9	35.956	2:27.753
2	30.487	2:30.234	2	33.799	2:28.830	2	39.206	2:30.384	2	43.283	2:29.867
24	34.185	2:29.532	24	37.153	2:28.486	24	39.852	2:27.676	24	43.545	2:29.483
55	1 Lap	2:30.495	55	1 Lap	2:28.768	55	1 Lap	2:29.355	55	1 Lap	2:28.596
38	37.931	2:29.701	31	43.818	2:30.961	38	48.680	2:29.724	38	52.418	2:29.528
31	38.375	2:29.689	38	43.933	2:31.520	31	49.234	2:30.393	31	52.935	2:29.491
16	43.483	2:29.757	16	47.901	2:29.936	16	52.452	2:29.528	16	57.131	2:30.469
7	46.144	2:30.593	7	50.591	2:29.965	7	54.866	2:29.252	7	58.368	2:29.292
42	47.084	2:30.655	42	51.430	2:29.864	40	56.973	2:28.230	40	1:00.561	2:29.378
40	50.295	2:30.530	40	53.720	2:28.943	42	57.127	2:30.674	42	1:02.000	2:30.663
52	51.297	2:30.256	20	57.206	2:30.591	20	1:03.660	2:31.431	77	1:09.423	2:31.129
20	52.133	2:31.778	52	57.832	2:32.053	77	1:04.084	2:30.057	20	1:09.767	2:31.897
77	55.350	2:48.804	77	59.004	2:29.172	52	1:04.845	2:31.990	52	1:10.320	2:31.265
51	55.926	2:33.809	51	59.721	2:29.313	51	1:05.142	2:30.398	51	1:10.839	2:31.487

Weather / Track : Bright / Dry

Milltek Sport Volkswagen Racing Cup

RACE 2 - ROUND 8 - POSITION CHART

No	Name	Lap										
		Pos	1	2	3	4	5	6	7	8	9	
99	WALKER-TULLY	1	6	6	6	6	6	6	6	6	6	6
8	MASON	2	8	8	8	8	99	99	99	99	99	99
6	SUTTON	3	99	99	99	99	8	8	3	3	3	3
3	HOUSE	4	3	3	3	3	3	3	8	8	8	8
33	ORROCK	5	29	29	29	29	29	29	29	29	29	29
1	FULBROOK	6	1	33	33	33	33	33	33	1	36	36
36	WITTS	7	33	36	36	36	1	1	1	36	36	36
98	BARRABLE	8	36	1	1	1	36	36	36	33	33	33
29	PANAYIOTOU	9	50	50	2	22	22	22	22	22	33	33
50	WILSON	10	2	2	22	2	12	12	12	12	12	12
2	EWING	11	77	77	12	12	2	9	9	9	9	9
77	SMITH	12	66	22	77	9	9	2	2	2	2	2
66	LITTLER	13	24	24	9	24	24	24	24	24	24	24
55	DEATON	14	22	12	24	77	77	38	31	38	38	38
7	DEHADRAY	15	12	9	66	66	66	31	38	31	31	31
31	WILSON	16	31	66	31	38	38	16	16	16	16	16
42	MORRIS	17	16	31	38	31	31	7	7	7	7	7
9	MCMILLAN	18	9	16	16	16	16	42	42	40	40	40
20	MARCANO	19	7	38	7	7	7	40	40	42	42	42
16	TILLET	20	42	7	42	42	42	52	20	20	77	77
52	STANIUKYNAS	21	38	42	20	40	40	20	52	77	20	20
40	TOMLINSON	22	20	20	52	20	20	77	77	52	52	52
24	RUDD	23	52	52	40	52	52	51	51	51	51	51
22	FULLER	24	40	40	51	51	51	55	55	55	55	55
19	THOMPSON	25	51	51	50	50	55					
51	ANDREWS	26	55	55	55	55						
38	CHRISTOPHER	27										
12	EPPS	28										

Weather / Track : Bright / Dry

Results can be found at www.tsl-timing.com

Silverstone GP
 Circuit Length = 3.6604 miles
 Start: 17:31 Flag 17:53 End: 17:54

Printed - 17:57 Sunday, 31 May 2015

Milltek Sport Volkswagen Racing Cup

RACE 2 - ROUND 8 - BEST SPEEDS

POS	INTERMEDIATE 1			INTERMEDIATE 2			FINISH LINE		
	NO	NAME	MPH	NO	NAME	MPH	NO	NAME	MPH
1	38	CHRISTOPHER	125.2	99	WALKER-TULLY	118.5	38	CHRISTOPHER	113.1
2	6	SUTTON	124.2	36	WITTS	118.3	99	WALKER-TULLY	112.6
3	36	WITTS	124.2	38	CHRISTOPHER	118.1	8	MASON	112.4
4	29	PANAYIOTOU	124.2	6	SUTTON	117.9	77	SMITH	112.4
5	8	MASON	123.5	9	MCMILLAN	117.9	36	WITTS	112.2
6	2	EWING	123.3	55	DEATON	117.9	29	PANAYIOTOU	112.2
7	51	ANDREWS	123.3	3	HOUSE	117.5	6	SUTTON	111.8
8	3	HOUSE	123.1	29	PANAYIOTOU	117.5	3	HOUSE	111.4
9	12	EPPS	123.1	51	ANDREWS	117.3	12	EPPS	111.0
10	1	FULBROOK	122.9	1	FULBROOK	117.1	55	DEATON	111.0
11	77	SMITH	122.9	8	MASON	116.9	20	MARCANO	110.9
12	24	RUDD	122.9	77	SMITH	116.9	40	TOMLINSON	110.7
13	20	MARCANO	122.6	50	WILSON	116.7	50	WILSON	110.5
14	99	WALKER-TULLY	122.4	24	RUDD	116.1	1	FULBROOK	110.3
15	33	ORROCK	121.7	12	EPPS	115.9	2	EWING	110.3
16	22	FULLER	121.7	66	LITTLER	115.9	7	DEHADRAY	109.9
17	55	DEATON	121.5	52	STANIUKYNAS	115.7	33	ORROCK	109.9
18	50	WILSON	121.5	33	ORROCK	115.5	52	STANIUKYNAS	109.7
19	9	MCMILLAN	121.1	2	EWING	114.9	24	RUDD	109.7
20	52	STANIUKYNAS	120.9	40	TOMLINSON	114.7	51	ANDREWS	109.6
21	7	DEHADRAY	120.2	22	FULLER	114.5	42	MORRIS	109.6
22	66	LITTLER	120.2	20	MARCANO	113.9	9	MCMILLAN	109.4
23	40	TOMLINSON	119.1	7	DEHADRAY	113.1	66	LITTLER	109.2
24	42	MORRIS	118.5	42	MORRIS	112.7	31	WILSON	109.2
25	31	WILSON	117.3	31	WILSON	112.7	22	FULLER	109.0
26	16	TILLET	117.1	16	TILLET	112.0	16	TILLET	108.5
27									
28									

Weather / Track : Bright / Dry

Results can be found at www.tsl-timing.com

Silverstone GP
Circuit Length = 3.6604 miles
Start: 17:31 Flag 17:53 End: 17:54

Printed - 17:57 Sunday, 31 May 2015

Milltek Sport Volkswagen Racing Cup

RACE 2 - ROUND 8 - BEST SECTORS

SECTOR 1			SECTOR 2			SECTOR 3			IDEAL / BEST COMPARISON						
POS	NO	NAME	TIME	NO	NAME	TIME	NO	NAME	TIME	POS	NO	NAME	IDEAL	BEST	DIFF
													PERFECT LAP	2:24.154	
1	3	HOUSE	44.221	1	FULBROOK	1:13.936	8	MASON	25.997	1	8	MASON	2:24.302	2:24.917	0.615
2	99	WALKER-TULLY	44.294	6	SUTTON	1:13.937	22	FULLER	26.164	2	3	HOUSE	2:24.392	2:24.689	0.297
3	8	MASON	44.314	3	HOUSE	1:13.951	3	HOUSE	26.220	3	6	SUTTON	2:24.612	2:24.812	0.200
4	6	SUTTON	44.360	8	MASON	1:13.991	99	WALKER-TULLY	26.239	4	99	WALKER-TULLY	2:24.672	2:24.859	0.187
5	36	WITTS	44.438	99	WALKER-TULLY	1:14.139	6	SUTTON	26.315	5	1	FULBROOK	2:24.904	2:25.496	0.592
6	1	FULBROOK	44.607	12	EPPS	1:14.225	1	FULBROOK	26.361	6	22	FULLER	2:25.358	2:25.495	0.137
7	29	PANAYIOTOU	44.668	22	FULLER	1:14.391	29	PANAYIOTOU	26.406	7	36	WITTS	2:25.400	2:25.748	0.348
8	33	ORROCK	44.693	36	WITTS	1:14.414	33	ORROCK	26.434	8	29	PANAYIOTOU	2:25.524	2:25.686	0.162
9	22	FULLER	44.803	29	PANAYIOTOU	1:14.450	9	MCMILLAN	26.474	9	12	EPPS	2:25.564	2:25.580	0.016
10	12	EPPS	44.804	33	ORROCK	1:14.470	12	EPPS	26.535	10	33	ORROCK	2:25.597	2:25.960	0.363
11	9	MCMILLAN	44.964	9	MCMILLAN	1:15.041	36	WITTS	26.548	11	9	MCMILLAN	2:26.479	2:26.993	0.514
12	2	EWING	45.278	24	RUDD	1:15.429	24	RUDD	26.687	12	24	RUDD	2:27.494	2:27.676	0.182
13	38	CHRISTOPHER	45.310	40	TOMLINSON	1:15.459	77	SMITH	26.722	13	40	TOMLINSON	2:27.931	2:28.230	0.299
14	24	RUDD	45.378	2	EWING	1:15.777	31	WILSON	26.755	14	2	EWING	2:27.937	2:28.699	0.762
15	40	TOMLINSON	45.463	55	DEATON	1:15.786	66	LITTLER	26.759	15	38	CHRISTOPHER	2:28.365	2:28.644	0.279
16	50	WILSON	45.481	51	ANDREWS	1:15.913	55	DEATON	26.793	16	66	LITTLER	2:28.396	2:28.745	0.349
17	66	LITTLER	45.494	7	DEHADRAY	1:16.013	16	TILLET	26.812	17	55	DEATON	2:28.482	2:28.596	0.114
18	77	SMITH	45.726	31	WILSON	1:16.020	7	DEHADRAY	26.855	18	31	WILSON	2:28.601	2:28.710	0.109
19	20	MARCANO	45.809	16	TILLET	1:16.067	38	CHRISTOPHER	26.861	19	50	WILSON	2:28.771	2:28.771	0.000
20	31	WILSON	45.826	66	LITTLER	1:16.143	2	EWING	26.882	20	16	TILLET	2:28.863	2:29.528	0.665
21	51	ANDREWS	45.879	38	CHRISTOPHER	1:16.194	20	MARCANO	26.955	21	77	SMITH	2:29.014	2:29.172	0.158
22	55	DEATON	45.903	42	MORRIS	1:16.198	52	STANIUKYNAS	26.961	22	7	DEHADRAY	2:29.040	2:29.252	0.212
23	52	STANIUKYNAS	45.969	50	WILSON	1:16.281	50	WILSON	27.009	23	51	ANDREWS	2:29.048	2:29.313	0.265
24	16	TILLET	45.984	77	SMITH	1:16.566	40	TOMLINSON	27.009	24	42	MORRIS	2:29.746	2:29.864	0.118
25	7	DEHADRAY	46.172	52	STANIUKYNAS	1:17.032	42	MORRIS	27.049	25	52	STANIUKYNAS	2:29.962	2:30.256	0.294
26	42	MORRIS	46.499	20	MARCANO	1:17.208	51	ANDREWS	27.256	26	20	MARCANO	2:29.972	2:30.591	0.619
27															
28															

Weather / Track : Bright / Dry

Results can be found at www.tsl-timing.com

Silverstone GP

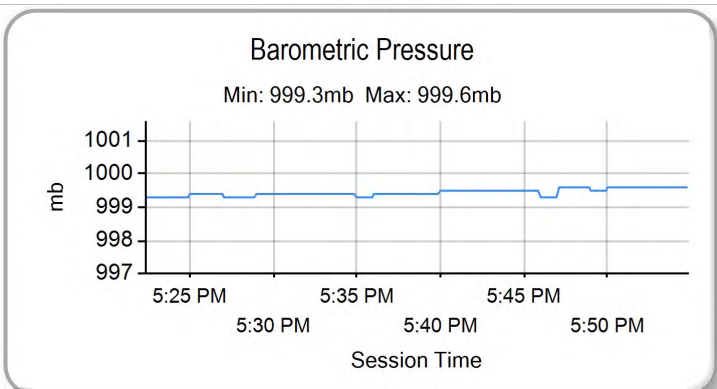
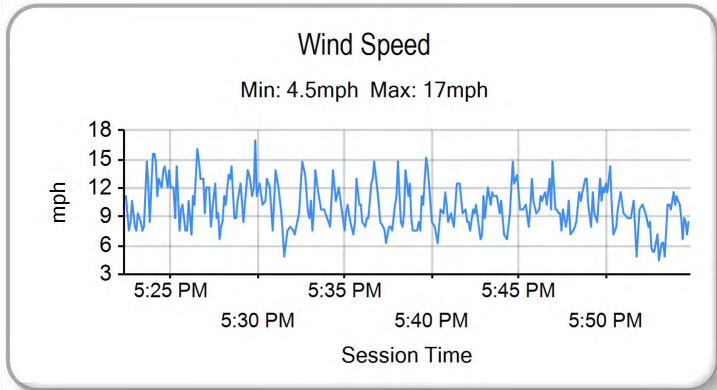
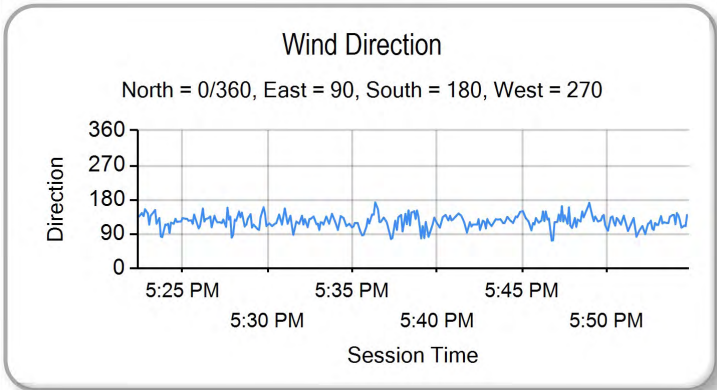
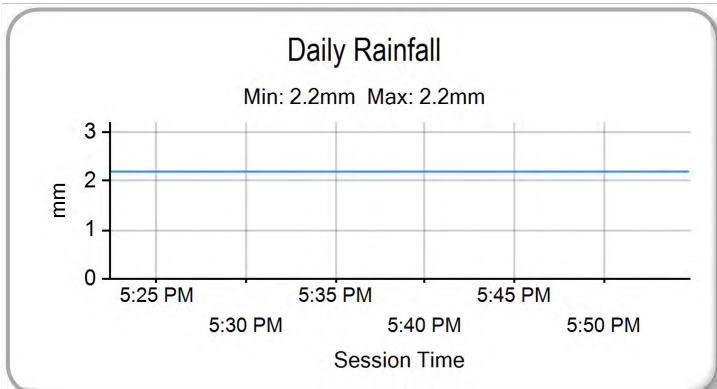
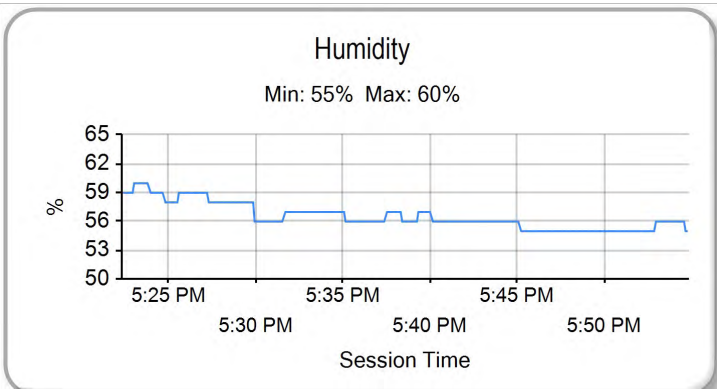
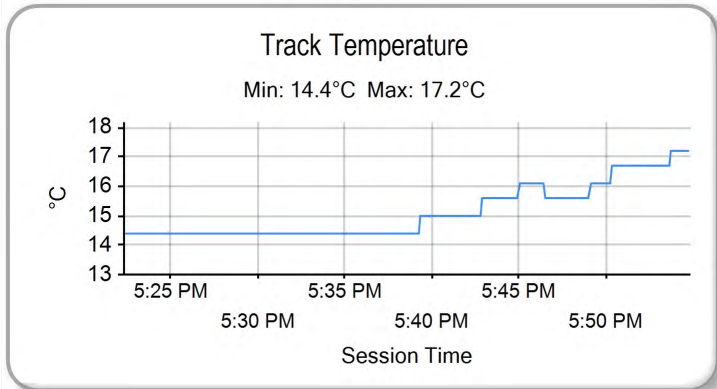
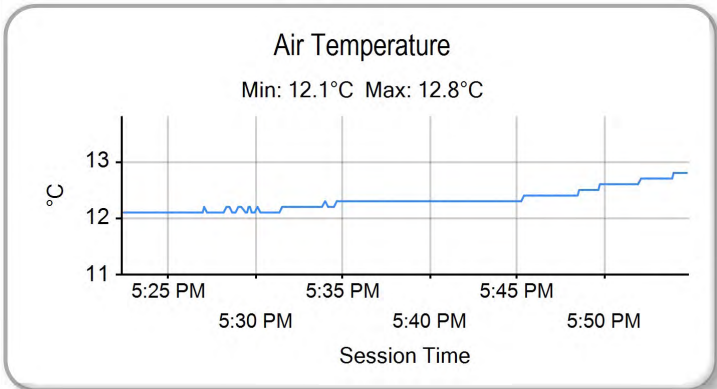
Circuit Length = 3.6604 miles

Start: 17:31 Flag 17:53 End: 17:54

Printed - 17:56 Sunday, 31 May 2015

Milltek Sport Volkswagen Racing Cup

RACE 2 - ROUND 8 - WEATHER CONDITIONS



Weather / Track : Bright / Dry

Results can be found at www.tsl-timing.com

Silverstone GP
 Circuit Length = 3.6604 miles
 Start: 17:31 Flag 17:53 End: 17:54

Printed - 18:02 Sunday, 31 May 2015