



# MILLTEK SPORT VOLKSWAGEN RACING CUP

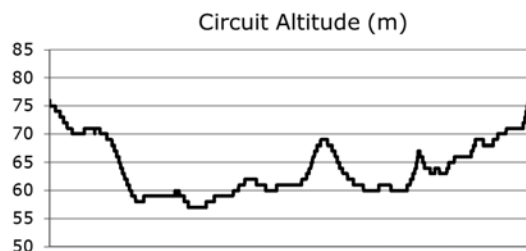
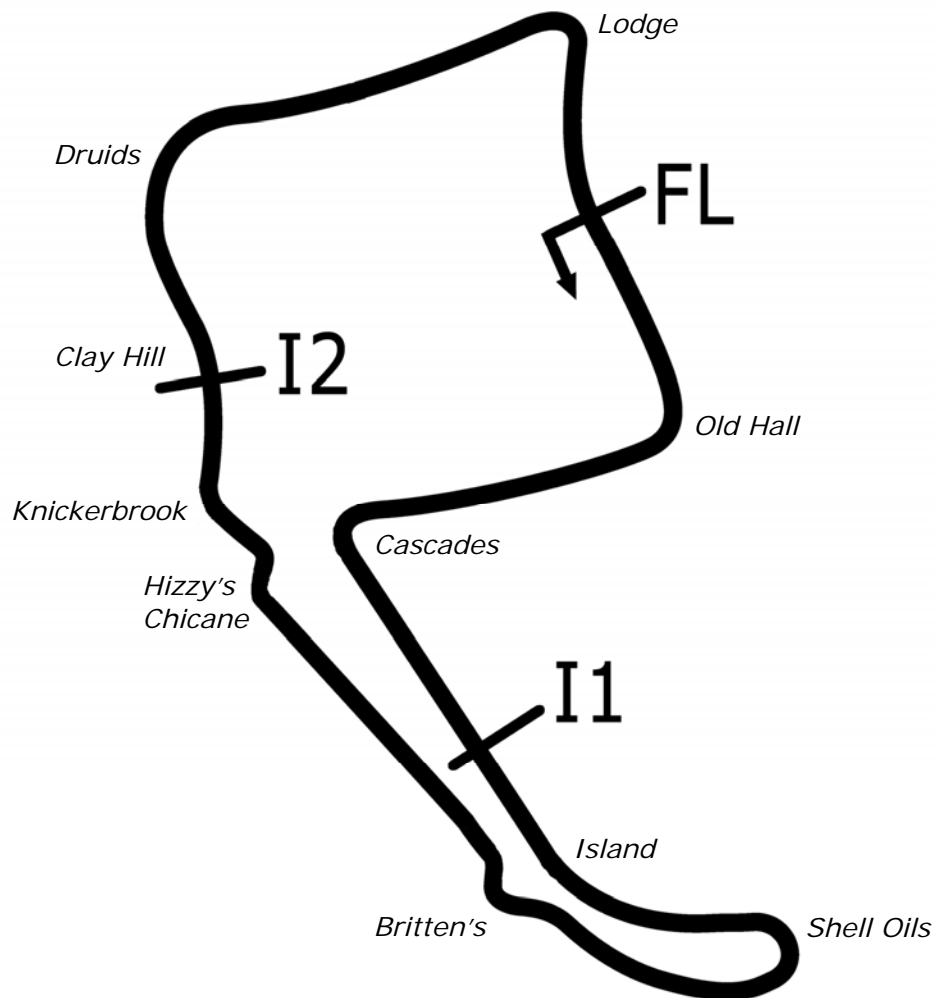
Round 1, 2 & 3  
Oulton Park International Circuit

4<sup>th</sup> & 6<sup>th</sup> April 2015



Results Provided by Timing Solutions Ltd  
[www.tsl-timing.com](http://www.tsl-timing.com)

# Oulton Park International



Length	2.6920 miles	4332.4 m	
FL		53.17997 N	2.61294 W
I1	1163m	53.17248 N	2.61631 W
I2	3066m	53.17830 N	2.62040 W
Pit Entry	4314m	53.18011 N	2.61306 W
Pit Exit	180m after FL	53.17836 N	2.61232 W
Pit Entry–Pit Exit	199m, 11.9s @60kph, 8.9s @80kph		

All results available at [www.tsl-timing.com](http://www.tsl-timing.com)

## Milltek Sport Volkswagen Racing Cup

### QUALIFYING - RACE 2 - ROUND 1 - CLASSIFICATION - AMENDED

POS	NO	NAME	ENTRY	TIME	ON	LAPS	GAP	DIFF	MPH
1	6	David SUTTON	Scirocco - Slidesports	1:51.636	8	9			86.81
2	22*	Howard FULLER	Golf - Team Hard Racing	1:52.282	6	7	0.646	0.646	86.31
3	33	Lucas ORROCK	Scirocco - Milltek Sport	1:52.625	8	8	0.989	0.343	86.04
4	3	Phil HOUSE	Scirocco - PH Motorsport	1:53.041	7	9	1.405	0.416	85.73
5	9	Joe MCMILLAN	Scirocco - Cobra Engineering	1:53.138	9	9	1.502	0.097	85.65
6	8	Aaron MASON	Scirocco - AWM Motorsport	1:53.350	6	7	1.714	0.212	85.49
7	99*	Jack WALKER-TULLY	Scirocco - Cooke & Mason	1:53.464	9	9	1.828	0.114	85.41
8	29*	Chris PANAYIOTOU	Scirocco - Slidesports	1:53.539	8	9	1.903	0.075	85.35
9	19	Bobby THOMPSON	Golf - Team Hard Racing	1:53.660	8	8	2.024	0.121	85.26
10	26	Lee ALLEN	Scirocco - Maximum Motorsport	1:54.351	9	9	2.715	0.691	84.75
11	1	Joe FULBROOK	Golf - AWM/Safe & Sound	1:54.489	9	9	2.853	0.138	84.64
12	24*	Simon RUDD	Golf - Team Hard Racing	1:56.456	9	9	4.820	1.967	83.21
13	12*	Michael EPPS	Golf - Team Hard Racing	1:56.615	9	9	4.979	0.159	83.10
14	55	Simon DEATON	Scirocco - Maximum Motorsport	1:56.752	9	9	5.116	0.137	83.00
15	31	Matthew WILSON	Golf - Complete Racing	1:58.112	8	8	6.476	1.360	82.05
16	77	Mark SMITH	Scirocco - Infront Motorsport	1:58.307	9	9	6.671	0.195	81.91
17	42	Phil MORRIS	Golf - KPM Racing	1:58.434	7	8	6.798	0.127	81.82
18	40	Simon TOMLINSON	Golf - AWM Motorsport	1:58.765	7	8	7.129	0.331	81.60
19	7	Paul DEHADRAY	Scirocco - JW Bird Motorsport	1:58.934	7	8	7.298	0.169	81.48
20	16*	Laura TILLET	Golf - Team Hard Racing	2:00.260	4	6	8.624	1.326	80.58
21	69	Mark CLYNES	Scirocco - JW Bird Motorsport	2:01.112	4	5	9.476	0.852	80.01
22	51	Simon ANDREWS	Golf - AWM/Safe & Sound	2:02.555	8	8	10.919	1.443	79.07
23	66	Pete LITTLER	Scirocco - JW Bird Motorsport	2:03.264	4	5	11.628	0.709	78.62
24	52	Karolis STANIUKYNAS	Golf - Team Hard Racing	2:05.833	8	8	14.197	2.569	77.01
25	80	Peter DAVIES	Golf - Team Hard Racing	2:06.112	6	7	14.476	0.279	76.84
26	5	Cameron THOMPSON	Scirocco - Maximum Motorsport	2:14.953	1	4	23.317	8.841	71.81
27	20	Damani MARCANO	Golf - Team Hard Racing	2:34.128	3	4	42.492	19.175	62.87
DQ	44*	Robin RILEY	Scirocco - AWM/Safe & Sound						

\* Car 44 - Qualifying times disallowed, technical infringement.

\* Cars 16, 22, 24 & 29 - Lap time(s) disallowed, track limits.

\* Car 99 - Lap time disallowed, missed chicane.

\* Car 12 - 2 transponders fitted.

Weather / Track : Cloudy / Dry

These results are provisional until the conclusion of any judicial and technical matters.

Oulton Park International  
Circuit Length = 2.6920 miles  
Start: 10:39 Flag 10:59 End: 11:02

Clerk Of Course :	Timekeeper :
-------------------	--------------

## Milltek Sport Volkswagen Racing Cup

### QUALIFYING - RACE 12 - ROUND 3 - 2ND FASTEST CLASSIFICATION - AMENDED V2

POS	NO	NAME	ENTRY	TIME	ON	LAPS	GAP	DIFF	MPH
1	6	David SUTTON	Scirocco - Slidesports	1:52.582	5	9			86.08
2	22*	Howard FULLER	Golf - Team Hard Racing	1:52.806	5	7	0.224	0.224	85.91
3	33	Lucas ORROCK	Scirocco - Milltek Sport	1:53.367	6	8	0.785	0.561	85.48
4	8	Aaron MASON	Scirocco - AWM Motorsport	1:53.387	5	7	0.805	0.020	85.47
5	29*	Chris PANAYIOTOU	Scirocco - Slidesports	1:53.654	5	9	1.072	0.267	85.27
6	3	Phil HOUSE	Scirocco - PH Motorsport	1:53.830	8	9	1.248	0.176	85.13
7	9	Joe MCMILLAN	Scirocco - Cobra Engineering	1:54.002	8	9	1.420	0.172	85.00
8	26	Lee ALLEN	Scirocco - Maximum Motorsport	1:54.448	8	9	1.866	0.446	84.67
9	19	Bobby THOMPSON	Golf - Team Hard Racing	1:54.460	6	8	1.878	0.012	84.66
10	1	Joe FULBROOK	Golf - AWM/Safe & Sound	1:54.725	7	9	2.143	0.265	84.47
11	24*	Simon RUDD	Golf - Team Hard Racing	1:56.937	6	9	4.355	2.212	82.87
12	12*	Michael EPPS	Golf - Team Hard Racing	1:56.965	7	9	4.383	0.028	82.85
13	55	Simon DEATON	Scirocco - Maximum Motorsport	1:57.408	8	9	4.826	0.443	82.54
14	42	Phil MORRIS	Golf - KPM Racing	1:58.556	4	8	5.974	1.148	81.74
15	77	Mark SMITH	Scirocco - Infront Motorsport	1:59.004	8	9	6.422	0.448	81.43
16	40	Simon TOMLINSON	Golf - AWM Motorsport	1:59.224	6	8	6.642	0.220	81.28
17	31	Matthew WILSON	Golf - Complete Racing	1:59.571	7	8	6.989	0.347	81.05
18	7	Paul DEHADRAY	Scirocco - JW Bird Motorsport	1:59.760	6	8	7.178	0.189	80.92
19	99*	Jack WALKER-TULLY	Scirocco - Cooke & Mason	1:59.954	3	9	7.372	0.194	80.79
20	16*	Laura TILLET	Golf - Team Hard Racing	2:01.424	3	6	8.842	1.470	79.81
21	69	Mark CLYNES	Scirocco - JW Bird Motorsport	2:01.698	3	5	9.116	0.274	79.63
22	66	Pete LITTLER	Scirocco - JW Bird Motorsport	2:05.305	3	5	12.723	3.607	77.34
23	51	Simon ANDREWS	Golf - AWM/Safe & Sound	2:05.396	5	8	12.814	0.091	77.28
24	80	Peter DAVIES	Golf - Team Hard Racing	2:06.402	7	7	13.820	1.006	76.67
25	52	Karolis STANIUKYNAS	Golf - Team Hard Racing	2:07.836	7	8	15.254	1.434	75.81
26	5	Cameron THOMPSON	Scirocco - Maximum Motorsport			4			
27	20	Damani MARCANO	Golf - Team Hard Racing			4			
28	44*	Robin RILEY	Scirocco - AWM/Safe & Sound			0			

\* Car 44 - Qualifying times disallowed, technical infringement.

\* Cars 16, 22, 24 & 29 - Lap time(s) disallowed, track limits.

\* Car 99 - Lap time disallowed, missed chicane.

\* Car 12 - 2 transponders fitted.

Weather / Track : Cloudy / Dry

These results are provisional until the conclusion of any judicial and technical matters.

Oulton Park International  
Circuit Length = 2.6920 miles  
Start: 10:39 Flag 10:59 End: 11:02

Clerk Of Course :	Timekeeper :
-------------------	--------------

# Milltek Sport Volkswagen Racing Cup

## QUALIFYING - RACE 2 - ROUND 1 - SECTOR ANALYSIS

SECTOR 1 = FL to I1, SECTOR 2 = I1 to I2, SECTOR 3 = I2 to FL, DIFF = Difference To Personal Best Lap

P1		6		David SUTTON		Scirocco - Slidesports				
IDEAL LAP TIME : 1:51.636		BEST LAP TIME : 1:51.636		DIFFERENCE : 0.000						
LAP	SECTOR 1		SECTOR 2		SECTOR 3		LAP TIME	MPH	DIFF	TIME OF DAY
1 -	32.227	76.6	1:00.160	89.5	32.953	102.6	2:05.340	77.32	13.704	10:43:50.403
2 -	29.149	109.1	55.062	95.3	31.561	102.6	1:55.772	83.71	4.136	10:45:46.175
3 -	33.040	63.6	1:11.684	88.0	32.235	<b>102.9</b>	2:16.959	70.76	25.323	10:48:03.134
4 -	28.657	110.0	54.449	95.1	31.187	102.7	1:54.293	84.79	2.657	10:49:57.427
5 -	28.203	110.0	53.402	<b>95.4</b>	30.977	102.1	1:52.582 <b>(2)</b>	86.08	0.946	10:51:50.009
6 -	28.606	103.8	1:00.866	82.1	35.057	102.2	2:04.529	77.82	12.893	10:53:54.538
7 -	28.466	108.2	53.268	<b>95.4</b>	31.038	101.8	1:52.772 <b>(3)</b>	85.93	1.136	10:55:47.310
<b>8 -</b>	<b>27.749</b>	<b>110.9</b>	<b>53.044</b>	94.9	<b>30.843</b>	102.2	<b>1:51.636 (1)</b>	<b>86.81</b>		<b>10:57:38.946</b>
9 -	30.664	106.3	56.025	93.9	31.457	99.2	1:58.146	82.02	6.510	10:59:37.092

P2		22		Howard FULLER		Golf - Team Hard Racing				
IDEAL LAP TIME : 1:52.282		BEST LAP TIME : 1:52.282		DIFFERENCE : 0.000						
LAP	SECTOR 1		SECTOR 2		SECTOR 3		LAP TIME	MPH	DIFF	TIME OF DAY
1 -	29.804	106.1	57.131	92.9	31.715	100.9	1:58.650 <b>(3)</b>	81.67	6.368	10:43:46.423
2 -	28.049	108.9	58.362	93.4	37.813	95.8	2:04.224	78.01	11.942	10:45:50.647
3 -	34.642	63.4	1:09.195	85.5	33.281	98.8	2:17.118	70.67	24.836	10:48:07.765
4 -	30.957	105.5	54.976	92.3	32.050	101.3	1:57.983 <b>(2)</b>	82.14	5.701	10:50:05.748
5 -	27.555	108.9	53.295	94.2	31.956	101.2	1:52.806 <b>D</b>	85.91	0.524	10:51:58.554
<b>6 -</b>	<b>27.520</b>	<b>109.6</b>	<b>53.182</b>	<b>94.6</b>	<b>31.580</b>	<b>101.6</b>	<b>1:52.282 (1)</b>	<b>86.31</b>		<b>10:53:50.836</b>
7 -			71.4		IN PIT		1:56.107 <b>P</b>	83.46	3.825	10:55:46.943

P3		33		Lucas ORROCK		Scirocco - Milltek Sport				
IDEAL LAP TIME : 1:52.625		BEST LAP TIME : 1:52.625		DIFFERENCE : 0.000						
LAP	SECTOR 1		SECTOR 2		SECTOR 3		LAP TIME	MPH	DIFF	TIME OF DAY
1 -	33.090	103.8	58.482	92.4	34.123	99.4	2:05.695	77.10	13.070	10:45:18.962
2 -	28.825	106.3	55.506	92.9	32.173	100.6	1:56.504	83.18	3.879	10:47:15.466
3 -	29.291	106.5	56.087	92.3	IN PIT		2:03.018 <b>P</b>	78.77	10.393	10:49:18.484
4 -	OUTLAP	104.2	57.585	92.1	32.134	100.0	3:37.115	44.63	1:44.490	10:52:55.599
5 -	28.823	106.8	54.684	92.6	31.649	100.1	1:55.156	84.15	2.531	10:54:50.755
6 -	28.082	107.2	53.978	93.3	31.307	<b>100.7</b>	1:53.367 <b>(2)</b>	85.48	0.742	10:56:44.122
7 -	28.047	108.0	53.769	<b>93.8</b>	32.652	99.7	1:54.468 <b>(3)</b>	84.66	1.843	10:58:38.590
<b>8 -</b>	<b>27.751</b>	<b>108.2</b>	<b>53.685</b>	93.3	<b>31.189</b>	100.3	<b>1:52.625 (1)</b>	<b>86.04</b>		<b>11:00:31.215</b>

P4		3		Phil HOUSE		Scirocco - PH Motorsport				
IDEAL LAP TIME : 1:53.041		BEST LAP TIME : 1:53.041		DIFFERENCE : 0.000						
LAP	SECTOR 1		SECTOR 2		SECTOR 3		LAP TIME	MPH	DIFF	TIME OF DAY
1 -	31.226	105.1	57.684	90.5	32.467	98.5	2:01.377	79.84	8.336	10:43:58.647
2 -	29.008	107.2	56.922	90.0	32.055	99.1	1:57.985	82.14	4.944	10:45:56.632
3 -	28.651	108.0	59.321	79.3	32.553	98.9	2:00.525	80.40	7.484	10:47:57.157
4 -	28.084	108.5	54.814	91.0	31.548	98.6	1:54.446 <b>(3)</b>	84.68	1.405	10:49:51.603
5 -	28.132	107.8	54.588	90.8	31.773	98.1	1:54.493	84.64	1.452	10:51:46.096
6 -	28.022	107.5	1:03.593	65.7	39.374	<b>99.4</b>	2:10.989	73.98	17.948	10:53:57.085
<b>7 -</b>	<b>27.948</b>	<b>108.7</b>	<b>53.930</b>	<b>91.5</b>	<b>31.163</b>	98.1	<b>1:53.041 (1)</b>	<b>85.73</b>		<b>10:55:50.126</b>
8 -	27.962	107.3	54.406	90.3	31.462	98.3	1:53.830 <b>(2)</b>	85.13	0.789	10:57:43.956
9 -	31.429	85.7	1:08.306	62.3	36.066	81.4	2:15.801	71.36	22.760	10:59:59.757

P5		9		Joe MCMILLAN		Scirocco - Cobra Engineering				
IDEAL LAP TIME : 1:53.138		BEST LAP TIME : 1:53.138		DIFFERENCE : 0.000						
LAP	SECTOR 1		SECTOR 2		SECTOR 3		LAP TIME	MPH	DIFF	TIME OF DAY
1 -	30.493	<b>112.2</b>	58.741	95.3	33.398	101.5	2:02.632	79.02	9.494	10:44:42.802
2 -	29.320	109.1	58.014	95.0	33.093	101.5	2:00.427	80.47	7.289	10:46:43.229
3 -	28.983	108.4	57.127	95.1	32.932	102.2	1:59.042	81.41	5.904	10:48:42.271
4 -	28.790	110.9	56.028	95.0	31.761	102.4	1:56.579	83.13	3.441	10:50:38.850
5 -	29.021	110.9	55.301	94.9	31.631	<b>102.9</b>	1:55.953	83.57	2.815	10:52:34.803
6 -	28.197	109.1	55.105	<b>95.8</b>	31.186	102.7	1:54.488 <b>(3)</b>	84.64	1.350	10:54:29.291
7 -	27.954	111.4	55.891	95.3	31.213	102.1	1:55.058	84.22	1.920	10:56:24.349

Weather / Track : Cloudy / Dry

Oulton Park International  
Circuit Length = 2.6920 miles  
Start: 10:39 Flag 10:59 End: 11:02

# Milltek Sport Volkswagen Racing Cup

## QUALIFYING - RACE 2 - ROUND 1 - SECTOR ANALYSIS

SECTOR 1 = FL to I1, SECTOR 2 = I1 to I2, SECTOR 3 = I2 to FL, DIFF = Difference To Personal Best Lap

8 -	27.796	109.8	54.457	93.3	31.749	102.1	1:54.002 (2)	85.00	0.864	10:58:18.351
9 -	<b>27.682</b>	110.9	<b>54.439</b>	95.3	<b>31.017</b>	102.2	<b>1:53.138 (1)</b>	<b>85.65</b>		<b>11:00:11.489</b>

P6		8		Aaron MASON		Scirocco - AWM Motorsport				
IDEAL LAP TIME : 1:52.601		BEST LAP TIME : 1:53.350		DIFFERENCE : 0.749						
LAP	SECTOR 1		SECTOR 2		SECTOR 3		LAP TIME	MPH	DIFF	TIME OF DAY
1 -	30.978	105.3	57.091	93.8	31.965	102.6	2:00.034	80.73	6.684	10:44:22.094
2 -	28.939	106.0	55.991	94.1	32.381	<b>103.0</b>	1:57.311	82.61	3.961	10:46:19.405
3 -	28.605	109.4	58.240	94.2	31.966	<b>103.0</b>	1:58.811	81.56	5.461	10:48:18.216
4 -	28.221	109.4	54.222	95.4	31.051	<b>103.0</b>	1:53.494 (3)	85.39	0.144	10:50:11.710
5 -	27.985	110.3	54.388	<b>95.5</b>	<b>31.014</b>	102.4	1:53.387 (2)	85.47	0.037	10:52:05.097
6 -	27.866	109.6	<b>53.890</b>	94.7	31.594	<b>103.0</b>	<b>1:53.350 (1)</b>	<b>85.49</b>		<b>10:53:58.447</b>
7 -	<b>27.697</b>	<b>110.9</b>	1:12.639	85.3	IN PIT		2:21.320 P	68.57	27.970	10:56:19.767

P7		99		Jack WALKER-TULLY		Scirocco - Cooke & Mason				
IDEAL LAP TIME : 1:53.464		BEST LAP TIME : 1:53.464		DIFFERENCE : 0.000						
LAP	SECTOR 1		SECTOR 2		SECTOR 3		LAP TIME	MPH	DIFF	TIME OF DAY
1 -	31.770	102.7	1:00.647	90.1	33.614	98.1	2:06.031	76.89	12.567	10:44:07.294
2 -	29.255	104.8	57.436	90.3	33.460	97.6	2:00.151 (3)	80.65	6.687	10:46:07.445
3 -	29.367	104.3	56.660	91.9	33.927	98.8	1:59.954 (2)	80.79	6.490	10:48:07.399
4 -	29.854	101.2	58.301	92.4	33.300	99.5	2:01.455	79.79	7.991	10:50:08.854
5 -	28.535	105.5	55.591	91.8	IN PIT		2:01.631 P	79.67	8.167	10:52:10.485
6 -	OUTLAP	106.8	56.544	83.1	32.976	101.0	3:11.677	50.56	1:18.213	10:55:22.162
7 -	28.403	<b>108.2</b>	54.666	<b>95.4</b>	32.281	98.6	1:55.350 D	84.01	1.886	10:57:17.512
8 -	29.707	102.7	57.986	93.0	33.287	<b>101.2</b>	2:00.980	80.10	7.516	10:59:18.492
9 -	<b>27.924</b>	108.0	<b>54.060</b>	94.9	<b>31.480</b>	100.7	<b>1:53.464 (1)</b>	<b>85.41</b>		<b>11:01:11.956</b>

P8		29		Chris PANAYIOTOU		Scirocco - Slidesports				
IDEAL LAP TIME : 1:53.113		BEST LAP TIME : 1:53.539		DIFFERENCE : 0.426						
LAP	SECTOR 1		SECTOR 2		SECTOR 3		LAP TIME	MPH	DIFF	TIME OF DAY
1 -	30.603	106.3	1:01.110	77.5	33.580	102.1	2:05.293	77.34	11.754	10:43:51.010
2 -	28.891	109.2	56.018	94.2	31.900	<b>102.6</b>	1:56.809	82.96	3.270	10:45:47.819
3 -	28.876	108.2	1:13.300	65.6	33.962	101.9	2:16.138	71.18	22.599	10:48:03.957
4 -	28.647	109.1	55.041	<b>95.3</b>	31.686	101.2	1:55.374 (3)	83.99	1.835	10:49:59.331
5 -	<b>27.874</b>	<b>109.4</b>	54.388	94.9	<b>31.392</b>	101.9	1:53.654 (2)	85.27	0.115	10:51:52.985
6 -	27.931	109.2	54.562	94.2	31.523	100.4	1:54.016 D	84.99	0.477	10:53:47.001
7 -	29.221	107.0	55.419	94.3	36.206	95.4	2:00.846	80.19	7.307	10:55:47.847
8 -	28.101	<b>109.4</b>	<b>53.847</b>	<b>95.3</b>	31.591	102.1	<b>1:53.539 (1)</b>	<b>85.35</b>		<b>10:57:41.386</b>
9 -	31.332	89.1	1:04.279	93.9	31.526	102.4	2:07.137	76.22	13.598	10:59:48.523

P9		19		Bobby THOMPSON		Golf - Team Hard Racing				
IDEAL LAP TIME : 1:53.660		BEST LAP TIME : 1:53.660		DIFFERENCE : 0.000						
LAP	SECTOR 1		SECTOR 2		SECTOR 3		LAP TIME	MPH	DIFF	TIME OF DAY
1 -	31.490	101.2	58.262	90.8	32.178	97.9	2:01.930	79.48	8.270	10:44:23.769
2 -	28.119	108.5	55.990	<b>91.3</b>	32.765	<b>99.1</b>	1:56.874	82.92	3.214	10:46:20.643
3 -	27.924	93.5	58.421	90.5	33.757	98.2	2:00.102	80.69	6.442	10:48:20.745
4 -	28.000	107.8	55.420	91.1	31.499	98.3	1:54.919	84.33	1.259	10:50:15.664
5 -	28.416	106.5	59.775	88.3	31.872	98.3	2:00.063	80.71	6.403	10:52:15.727
6 -	27.903	106.5	55.009	90.4	31.548	98.2	1:54.460 (2)	84.66	0.800	10:54:10.187
7 -	27.929	108.0	54.973	90.4	31.663	98.1	1:54.565 (3)	84.59	0.905	10:56:04.752
8 -	<b>27.671</b>	<b>108.7</b>	<b>54.493</b>	91.0	<b>31.496</b>	98.2	<b>1:53.660 (1)</b>	<b>85.26</b>		<b>10:57:58.412</b>

P10		26		Lee ALLEN		Scirocco - Maximum Motorsport				
IDEAL LAP TIME : 1:54.137		BEST LAP TIME : 1:54.351		DIFFERENCE : 0.214						
LAP	SECTOR 1		SECTOR 2		SECTOR 3		LAP TIME	MPH	DIFF	TIME OF DAY
1 -	33.074	84.8	59.857	91.9	32.407	99.5	2:05.338	77.32	10.987	10:44:20.078
2 -	28.922	106.6	56.992	92.4	33.029	99.8	1:58.943	81.47	4.592	10:46:19.021
3 -	28.670	108.2	58.474	90.1	32.526	<b>101.3</b>	1:59.670	80.98	5.319	10:48:18.691
4 -	28.242	<b>108.7</b>	55.214	<b>93.4</b>	31.403	100.9	1:54.859 (3)	84.37	0.508	10:50:13.550

Weather / Track : Cloudy / Dry

Oulton Park International  
Circuit Length = 2.6920 miles  
Start: 10:39 Flag 10:59 End: 11:02

# Milltek Sport Volkswagen Racing Cup

## QUALIFYING - RACE 2 - ROUND 1 - SECTOR ANALYSIS

SECTOR 1 = FL to I1, SECTOR 2 = I1 to I2, SECTOR 3 = I2 to FL, DIFF = Difference To Personal Best Lap

5 -	28.448	107.8	54.938	92.9	31.503	99.4	1:54.889	84.35	0.538	10:52:08.439
6 -	28.222	108.0	<b>54.856</b>	92.8	32.221	99.5	1:55.299	84.05	0.948	10:54:03.738
7 -	28.326	107.5	55.230	92.6	31.496	99.4	1:55.052	84.23	0.701	10:55:58.790
8 -	28.076	108.2	54.884	92.3	31.488	99.4	1:54.448 (2)	84.67	0.097	10:57:53.238
9 -	<b>27.949</b>	108.2	55.070	93.0	<b>31.332</b>	100.7	<b>1:54.351 (1)</b>	<b>84.75</b>		<b>10:59:47.589</b>

P11 1		Joe FULBROOK			Golf - AWM/Safe & Sound					
IDEAL LAP TIME : 1:54.275		BEST LAP TIME : 1:54.489			DIFFERENCE : 0.214					
LAP	SECTOR 1		SECTOR 2		SECTOR 3		LAP TIME	MPH	DIFF	TIME OF DAY
1 -	31.035	102.2	1:01.797	92.6	33.914	99.2	2:06.746	76.46	12.257	10:45:26.307
2 -	30.784	102.9	57.199	<b>93.4</b>	32.828	100.0	2:00.811	80.21	6.322	10:47:27.118
3 -	29.784	104.2	56.111	91.9	32.073	98.5	1:57.968	82.15	3.479	10:49:25.086
4 -	29.182	104.3	55.634	91.9	32.031	97.5	1:56.847	82.94	2.358	10:51:21.933
5 -	29.146	103.7	57.025	92.4	32.022	99.8	1:58.193	81.99	3.704	10:53:20.126
6 -	28.872	105.8	55.491	91.9	31.654	99.4	1:56.017 (3)	83.53	1.528	10:55:16.143
7 -	<b>28.352</b>	<b>106.8</b>	55.063	92.8	<b>31.310</b>	<b>100.1</b>	1:54.725 (2)	84.47	0.236	10:57:10.868
8 -	30.595	104.6	54.756	91.1	32.828	99.2	1:58.179	82.00	3.690	10:59:09.047
9 -	28.541	105.3	<b>54.613</b>	93.3	31.335	99.4	<b>1:54.489 (1)</b>	<b>84.64</b>		<b>11:01:03.536</b>

P12 24		Simon RUDD			Golf - Team Hard Racing					
IDEAL LAP TIME : 1:56.209		BEST LAP TIME : 1:56.456			DIFFERENCE : 0.247					
LAP	SECTOR 1		SECTOR 2		SECTOR 3		LAP TIME	MPH	DIFF	TIME OF DAY
1 -	29.936	103.0	57.859	90.0	32.777	95.3	2:00.572	80.37	4.116	10:44:51.335
2 -	28.899	106.0	56.951	90.3	32.776	94.9	1:58.626	81.69	2.170	10:46:49.961
3 -	28.655	106.0	56.372	90.1	32.582	96.0	1:57.609 D	82.40	1.153	10:48:47.570
4 -	<b>28.362</b>	106.3	56.141	88.5	32.517	95.0	1:57.020	82.81	0.564	10:50:44.590
5 -	29.176	106.3	56.493	88.6	32.541	95.1	1:58.210 D	81.98	1.754	10:52:42.800
6 -	28.554	106.3	56.084	87.9	32.299	96.0	1:56.937 (2)	82.87	0.481	10:54:39.737
7 -	28.540	105.1	55.745	89.0	32.697	95.0	1:56.982 (3)	82.84	0.526	10:56:36.719
8 -	28.754	106.0	56.449	87.6	37.404	<b>96.2</b>	2:02.607	79.04	6.151	10:58:39.326
9 -	28.609	<b>106.6</b>	<b>55.701</b>	<b>90.4</b>	<b>32.146</b>	96.0	<b>1:56.456 (1)</b>	<b>83.21</b>		<b>11:00:35.782</b>

P13 12		Michael EPPS			Golf - Team Hard Racing					
IDEAL LAP TIME : 1:56.589		BEST LAP TIME : 1:56.615			DIFFERENCE : 0.026					
LAP	SECTOR 1		SECTOR 2		SECTOR 3		LAP TIME	MPH	DIFF	TIME OF DAY
1 -	35.172	92.3	1:02.717	80.8	34.324	93.2	2:12.213	73.30	15.598	10:45:23.873
2 -	29.287	102.7	58.957	85.7	33.564	93.5	2:01.808	79.56	5.193	10:47:25.681
3 -	28.817	102.6	57.168	85.8	33.252	92.3	1:59.237	81.27	2.622	10:49:24.918
4 -	29.828	101.9	57.338	85.8	32.731	<b>94.2</b>	1:59.897	80.83	3.282	10:51:24.815
5 -	28.625	103.5	56.602	86.8	32.948	<b>94.2</b>	1:58.175	82.00	1.560	10:53:22.990
6 -	<b>28.387</b>	103.4	56.254	85.5	<b>32.572</b>	93.9	1:57.213 (3)	82.68	0.598	10:55:20.203
7 -	28.454	<b>103.7</b>	55.850	<b>87.3</b>	32.661	93.0	1:56.965 (2)	82.85	0.350	10:57:17.168
8 -	28.528	103.4	56.121	86.3	32.646	93.5	1:57.295	82.62	0.680	10:59:14.463
9 -	28.392	103.0	<b>55.630</b>	87.1	32.593	93.7	<b>1:56.615 (1)</b>	<b>83.10</b>		<b>11:01:11.078</b>

P14 55		Simon DEATON			Scirocco - Maximum Motorsport					
IDEAL LAP TIME : 1:56.745		BEST LAP TIME : 1:56.752			DIFFERENCE : 0.007					
LAP	SECTOR 1		SECTOR 2		SECTOR 3		LAP TIME	MPH	DIFF	TIME OF DAY
1 -	30.869	106.5	1:00.015	90.4	34.843	100.1	2:05.727	77.08	8.975	10:44:43.653
2 -	1:04.784	89.4	1:05.079	91.1	35.093	100.4	2:44.956	58.75	48.204	10:47:28.609
3 -	30.051	108.5	58.456	92.4	33.451	100.0	2:01.958	79.46	5.206	10:49:30.567
4 -	29.415	108.2	57.194	92.6	33.049	100.1	1:59.658	80.99	2.906	10:51:30.225
5 -	29.422	107.0	57.453	92.6	32.477	<b>100.6</b>	1:59.352	81.19	2.600	10:53:29.577
6 -	<b>28.830</b>	108.2	57.395	92.9	34.352	99.7	2:00.577	80.37	3.825	10:55:30.154
7 -	29.004	<b>108.7</b>	56.458	92.8	32.340	100.1	1:57.802 (3)	82.26	1.050	10:57:27.956
8 -	29.015	108.5	56.076	93.2	32.317	100.0	1:57.408 (2)	82.54	0.656	10:59:25.364
9 -	28.837	108.4	<b>55.785</b>	<b>93.4</b>	<b>32.130</b>	99.8	<b>1:56.752 (1)</b>	<b>83.00</b>		<b>11:01:22.116</b>

Weather / Track : Cloudy / Dry

Oulton Park International  
Circuit Length = 2.6920 miles  
Start: 10:39 Flag 10:59 End: 11:02

# Milltek Sport Volkswagen Racing Cup

## QUALIFYING - RACE 2 - ROUND 1 - SECTOR ANALYSIS

SECTOR 1 = FL to I1, SECTOR 2 = I1 to I2, SECTOR 3 = I2 to FL, DIFF = Difference To Personal Best Lap

P15 31		Matthew WILSON					Golf - Complete Racing			
IDEAL LAP TIME : 1:58.112		BEST LAP TIME : 1:58.112			DIFFERENCE : 0.000					
LAP	SECTOR 1		SECTOR 2		SECTOR 3		LAP TIME	MPH	DIFF	TIME OF DAY
1 -	33.125	99.2	1:02.724	85.7	34.539	97.2	2:10.388	74.32	12.276	10:45:40.972
2 -	34.137	98.2	1:17.150	82.0	35.005	96.5	2:26.292	66.24	28.180	10:48:07.264
3 -	31.564	98.3	1:00.000	88.0	34.421	97.2	2:05.985	76.92	7.873	10:50:13.249
4 -	30.676	105.1	1:00.100	83.3	33.338	97.1	2:04.114	78.08	6.002	10:52:17.363
5 -	29.634	105.3	58.530	88.3	33.374	96.5	2:01.538	79.73	3.426	10:54:18.901
6 -	29.230	105.6	58.268	88.5	32.906	96.5	2:00.404 (3)	80.48	2.292	10:56:19.305
7 -	29.303	101.6	57.153	<b>89.3</b>	33.115	<b>98.3</b>	1:59.571 (2)	81.05	1.459	10:58:18.876
8 -	<b>29.009</b>	<b>106.6</b>	<b>56.517</b>	89.0	<b>32.586</b>	97.2	<b>1:58.112 (1)</b>	<b>82.05</b>		<b>11:00:16.988</b>

P16 77		Mark SMITH					Scirocco - Infront Motorsport			
IDEAL LAP TIME : 1:58.307		BEST LAP TIME : 1:58.307			DIFFERENCE : 0.000					
LAP	SECTOR 1		SECTOR 2		SECTOR 3		LAP TIME	MPH	DIFF	TIME OF DAY
1 -	34.004	104.2	1:03.921	80.7	34.831	98.9	2:12.756	73.00	14.449	10:44:09.142
2 -	31.369	103.7	1:01.693	85.1	33.963	98.9	2:07.025	76.29	8.718	10:46:16.167
3 -	30.620	102.1	1:01.539	91.4	35.254	<b>99.4</b>	2:07.413	76.06	9.106	10:48:23.580
4 -	29.766	105.5	58.237	90.6	32.914	98.5	2:00.917	80.14	2.610	10:50:24.497
5 -	30.073	104.5	57.940	91.6	32.696	98.8	2:00.709	80.28	2.402	10:52:25.206
6 -	29.368	104.8	57.759	<b>92.4</b>	32.830	98.3	1:59.957 (3)	80.78	1.650	10:54:25.163
7 -	29.651	105.8	58.914	84.9	32.629	98.8	2:01.194	79.96	2.887	10:56:26.357
8 -	29.083	106.0	57.408	91.1	32.513	98.3	1:59.004 (2)	81.43	0.697	10:58:25.361
9 -	<b>28.888</b>	<b>106.8</b>	<b>57.215</b>	91.3	<b>32.204</b>	98.9	<b>1:58.307 (1)</b>	<b>81.91</b>		<b>11:00:23.668</b>

P17 42		Phil MORRIS					Golf - KPM Racing			
IDEAL LAP TIME : 1:57.510		BEST LAP TIME : 1:58.434			DIFFERENCE : 0.924					
LAP	SECTOR 1		SECTOR 2		SECTOR 3		LAP TIME	MPH	DIFF	TIME OF DAY
1 -	32.334	101.5	1:00.992	92.4	35.382	101.0	2:08.708	75.29	10.274	10:45:38.598
2 -	31.023	105.5	57.918	93.5	32.693	101.6	2:01.634	79.67	3.200	10:47:40.232
3 -	29.775	106.8	57.474	93.5	32.927	<b>101.9</b>	2:00.176	80.64	1.742	10:49:40.408
4 -	29.174	<b>107.8</b>	56.429	<b>95.1</b>	32.953	101.8	1:58.556 (2)	81.74	0.122	10:51:38.964
5 -	29.519	106.5	58.961	92.9	32.700	101.0	2:01.180	79.97	2.746	10:53:40.144
6 -	29.592	107.0	56.534	93.9	<b>32.430</b>	101.8	1:58.556 (2)	81.74	0.122	10:55:38.700
7 -	<b>29.040</b>	<b>107.8</b>	<b>56.040</b>	94.1	33.354	100.6	<b>1:58.434 (1)</b>	<b>81.82</b>		<b>10:57:37.134</b>
8 -	30.524	106.0	57.887	89.5	32.873	101.2	2:01.284	79.90	2.850	10:59:38.418

P18 40		Simon TOMLINSON					Golf - AWM Motorsport			
IDEAL LAP TIME : 1:58.474		BEST LAP TIME : 1:58.765			DIFFERENCE : 0.291					
LAP	SECTOR 1		SECTOR 2		SECTOR 3		LAP TIME	MPH	DIFF	TIME OF DAY
1 -	33.031	101.9	1:05.016	89.1	36.759	87.9	2:14.806	71.89	16.041	10:45:38.752
2 -	32.331	102.6	1:00.577	90.9	33.915	99.1	2:06.823	76.41	8.058	10:47:45.575
3 -	29.407	<b>107.0</b>	57.975	<b>91.4</b>	34.465	99.1	2:01.847	79.53	3.082	10:49:47.422
4 -	29.424	106.0	57.472	79.7	33.209	99.7	2:00.105	80.69	1.340	10:51:47.527
5 -	29.179	106.1	59.136	72.3	33.813	99.2	2:02.128	79.35	3.363	10:53:49.655
6 -	29.545	105.5	57.167	88.5	32.512	<b>99.8</b>	1:59.224 (2)	81.28	0.459	10:55:48.879
7 -	29.390	97.6	<b>56.874</b>	<b>91.4</b>	<b>32.501</b>	98.6	<b>1:58.765 (1)</b>	<b>81.60</b>		<b>10:57:47.644</b>
8 -	<b>29.099</b>	106.1	57.833	90.8	32.718	98.6	1:59.650 (3)	80.99	0.885	10:59:47.294

P19 7		Paul DEHADRAY					Scirocco - JW Bird Motorsport			
IDEAL LAP TIME : 1:58.678		BEST LAP TIME : 1:58.934			DIFFERENCE : 0.256					
LAP	SECTOR 1		SECTOR 2		SECTOR 3		LAP TIME	MPH	DIFF	TIME OF DAY
1 -	35.459	100.6	1:04.866	91.1	35.016	100.3	2:15.341	71.60	16.407	10:45:25.935
2 -	32.555	105.0	1:00.739	91.6	34.087	100.3	2:07.381	76.08	8.447	10:47:33.316
3 -	30.818	105.8	59.304	<b>92.9</b>	33.164	101.0	2:03.286	78.60	4.352	10:49:36.602
4 -	30.409	106.6	58.648	92.3	34.495	<b>101.3</b>	2:03.552	78.43	4.618	10:51:40.154
5 -	29.948	107.2	59.192	91.3	32.971	101.0	2:02.111 (3)	79.36	3.177	10:53:42.265
6 -	29.917	106.6	57.468	92.3	<b>32.375</b>	100.6	1:59.760 (2)	80.92	0.826	10:55:42.025
7 -	<b>29.242</b>	<b>107.3</b>	<b>57.061</b>	85.3	32.631	100.6	<b>1:58.934 (1)</b>	<b>81.48</b>		<b>10:57:40.959</b>

Weather / Track : Cloudy / Dry

Oulton Park International  
 Circuit Length = 2.6920 miles  
 Start: 10:39 Flag 10:59 End: 11:02

# Milltek Sport Volkswagen Racing Cup

## QUALIFYING - RACE 2 - ROUND 1 - SECTOR ANALYSIS

SECTOR 1 = FL to I1, SECTOR 2 = I1 to I2, SECTOR 3 = I2 to FL, DIFF = Difference To Personal Best Lap

8 - 30.141 105.6 58.597 91.3 34.148 100.1 2:02.886 78.86 3.952 10:59:43.845

P20 16		Laura TILLETT		Golf - Team Hard Racing						
IDEAL LAP TIME : 1:59.724		BEST LAP TIME : 2:00.260		DIFFERENCE : 0.536						
LAP	SECTOR 1		SECTOR 2		SECTOR 3		LAP TIME	MPH	DIFF	TIME OF DAY
1 -	38.014	75.7	1:53.072	69.4	36.495	91.0	3:07.581	51.66	1:07.321	10:46:20.452
2 -	30.486	104.3	59.421	86.3	33.980	<b>98.8</b>	2:03.887	78.22	3.627	10:48:24.339
3 -	29.929	105.0	58.298	<b>91.4</b>	33.197	98.5	2:01.424 (2)	79.81	1.164	10:50:25.763
4 -	29.510	107.2	<b>57.889</b>	<b>91.4</b>	<b>32.861</b>	98.6	<b>2:00.260 (1)</b>	<b>80.58</b>		<b>10:52:26.023</b>
5 -	29.086	105.1	59.822	87.0	33.054	97.3	2:01.962 (3)	79.46	1.702	10:54:27.985
6 -	<b>28.974</b>	<b>108.0</b>	1:00.804	82.6	41.935	45.7	2:11.713 D	73.57	11.453	10:56:39.698

P21 69		Mark CLYNES		Scirocco - JW Bird Motorsport						
IDEAL LAP TIME : 2:00.514		BEST LAP TIME : 2:01.112		DIFFERENCE : 0.598						
LAP	SECTOR 1		SECTOR 2		SECTOR 3		LAP TIME	MPH	DIFF	TIME OF DAY
1 -	31.687	103.7	59.114	91.6	33.536	98.1	2:04.337	77.94	3.225	10:45:11.757
2 -	30.855	102.9	58.179	92.6	33.493	98.5	2:02.527 (3)	79.09	1.415	10:47:14.284
3 -	<b>30.399</b>	104.6	58.432	<b>93.0</b>	<b>32.867</b>	<b>100.0</b>	2:01.698 (2)	79.63	0.586	10:49:15.982
4 -	30.493	<b>105.1</b>	<b>57.248</b>	92.5	33.371	95.5	<b>2:01.112 (1)</b>	<b>80.01</b>		<b>10:51:17.094</b>
5 -	30.776	104.3	1:00.684	80.2	IN PIT		2:11.123 P	73.91	10.011	10:53:28.217

P22 51		Simon ANDREWS		Golf - AWM/Safe & Sound						
IDEAL LAP TIME : 2:02.555		BEST LAP TIME : 2:02.555		DIFFERENCE : 0.000						
LAP	SECTOR 1		SECTOR 2		SECTOR 3		LAP TIME	MPH	DIFF	TIME OF DAY
1 -	38.132	76.5	1:12.969	83.3	40.244	96.5	2:31.345	64.03	28.790	10:45:40.151
2 -	35.585	92.9	1:05.594	89.7	36.442	93.5	2:17.621	70.42	15.066	10:47:57.772
3 -	31.829	101.2	1:04.586	83.7	36.213	98.8	2:12.628	73.07	10.073	10:50:10.400
4 -	31.762	93.4	1:03.291	91.1	34.039	<b>99.2</b>	2:09.092	75.07	6.537	10:52:19.492
5 -	30.725	105.1	1:00.164	90.8	34.507	93.0	2:05.396 (2)	77.28	2.841	10:54:24.888
6 -	31.216	105.5	1:01.801	74.8	36.619	97.6	2:09.636	74.75	7.081	10:56:34.524
7 -	30.845	93.4	59.790	90.1	34.831	99.1	2:05.466 (3)	77.24	2.911	10:58:39.990
8 -	<b>29.491</b>	<b>106.8</b>	<b>59.098</b>	<b>91.6</b>	<b>33.966</b>	98.2	<b>2:02.555 (1)</b>	<b>79.07</b>		<b>11:00:42.545</b>

P23 66		Pete LITTLER		Scirocco - JW Bird Motorsport						
IDEAL LAP TIME : 2:03.264		BEST LAP TIME : 2:03.264		DIFFERENCE : 0.000						
LAP	SECTOR 1		SECTOR 2		SECTOR 3		LAP TIME	MPH	DIFF	TIME OF DAY
1 -	33.070	103.2	1:01.453	88.0	35.480	96.2	2:10.003	74.54	6.739	10:45:19.838
2 -	30.918	103.8	1:00.758	89.9	35.027	98.3	2:06.703 (3)	76.48	3.439	10:47:26.541
3 -	30.835	<b>106.0</b>	1:00.930	<b>92.3</b>	33.540	<b>99.8</b>	2:05.305 (2)	77.34	2.041	10:49:31.846
4 -	<b>30.392</b>	105.5	<b>59.521</b>	90.1	<b>33.351</b>	99.4	<b>2:03.264 (1)</b>	<b>78.62</b>		<b>10:51:35.110</b>
5 -	30.492	100.7	1:07.872	45.9	IN PIT		2:43.315 P	59.34	40.051	10:54:18.425

P24 52		Karolis STANIUKYNAS		Golf - Team Hard Racing						
IDEAL LAP TIME : 2:05.833		BEST LAP TIME : 2:05.833		DIFFERENCE : 0.000						
LAP	SECTOR 1		SECTOR 2		SECTOR 3		LAP TIME	MPH	DIFF	TIME OF DAY
1 -	36.675	94.2	1:04.164	<b>93.3</b>	35.958	<b>101.5</b>	2:16.797	70.84	10.964	10:45:27.869
2 -	33.186	104.8	1:01.316	92.3	35.707	101.3	2:10.209	74.42	4.376	10:47:38.078
3 -	33.210	105.6	1:00.491	92.3	IN PIT		2:17.569 P	70.44	11.736	10:49:55.647
4 -	OUTLAP	100.4	1:02.964	91.8	35.494	100.0	3:04.995	52.38	59.162	10:53:00.642
5 -	32.497	99.8	1:00.730	91.9	35.311	100.6	2:08.538 (3)	75.39	2.705	10:55:09.180
6 -	31.814	104.3	1:01.277	92.5	35.790	100.7	2:08.881	75.19	3.048	10:57:18.061
7 -	32.310	106.6	59.939	92.0	35.587	100.9	2:07.836 (2)	75.81	2.003	10:59:25.897
8 -	<b>31.480</b>	<b>107.5</b>	<b>59.632</b>	92.3	<b>34.721</b>	100.9	<b>2:05.833 (1)</b>	<b>77.01</b>		<b>11:01:31.730</b>

P25 80		Peter DAVIES		Golf - Team Hard Racing						
IDEAL LAP TIME : 2:04.744		BEST LAP TIME : 2:06.112		DIFFERENCE : 1.368						
LAP	SECTOR 1		SECTOR 2		SECTOR 3		LAP TIME	MPH	DIFF	TIME OF DAY
1 -	33.589	100.9	1:03.796	87.6	37.397	98.2	2:14.782	71.90	8.670	10:45:37.720

Weather / Track : Cloudy / Dry

Oulton Park International  
Circuit Length = 2.6920 miles  
Start: 10:39 Flag 10:59 End: 11:02

# Milltek Sport Volkswagen Racing Cup

## QUALIFYING - RACE 2 - ROUND 1 - SECTOR ANALYSIS

SECTOR 1 = FL to I1, SECTOR 2 = I1 to I2, SECTOR 3 = I2 to FL, DIFF = Difference To Personal Best Lap

LAP	SECTOR 1	SECTOR 2	SECTOR 3	LAP TIME	MPH	DIFF	TIME OF DAY			
2 -	33.159	101.2	1:02.550	89.8	IN PIT	2:18.572 <b>P</b>	69.93	12.460	10:47:56.292	
3 -	OUTLAP	103.5	1:01.220	90.0	34.714	98.5	3:04.480	52.53	58.368	10:51:00.772
4 -	30.884	106.0	1:01.284	89.3	34.621	98.8	2:06.789 <b>(3)</b>	76.43	0.677	10:53:07.561
5 -	30.814	105.6	1:16.487	85.1	35.832	98.5	2:23.133	67.70	17.021	10:55:30.694
6 -	<b>30.559</b>	<b>106.8</b>	1:01.057	89.4	34.496	98.5	<b>2:06.112 (1)</b>	<b>76.84</b>		<b>10:57:36.806</b>
7 -	32.217	105.6	<b>1:00.337</b>	<b>90.3</b>	<b>33.848</b>	<b>99.1</b>	2:06.402 <b>(2)</b>	76.67	0.290	10:59:43.208

**P26 44 Robin RILEY** Scirocco - AWM/Safe & Sound

IDEAL LAP TIME : 2:07.662 BEST LAP TIME : 2:07.662 DIFFERENCE : 0.000

LAP	SECTOR 1	SECTOR 2	SECTOR 3	LAP TIME	MPH	DIFF	TIME OF DAY			
1 -	37.611	80.4	1:09.424	87.7	38.211	88.1	2:25.246	66.72	17.584	10:46:07.733
2 -	33.139	98.8	1:06.357	71.9	38.644	96.8	2:18.140	70.15	10.478	10:48:25.873
3 -	32.693	99.5	1:03.365	90.5	35.974	98.6	2:12.032 <b>(3)</b>	73.40	4.370	10:50:37.905
4 -	32.594	101.2	1:05.067	90.8	36.629	98.2	2:14.290	72.16	6.628	10:52:52.195
5 -	32.724	100.0	1:01.550	<b>91.0</b>	34.886	98.8	2:09.160 <b>(2)</b>	75.03	1.498	10:55:01.355
6 -	<b>31.318</b>	<b>103.2</b>	<b>1:01.496</b>	90.4	<b>34.848</b>	<b>98.3</b>	<b>2:07.662 (1)</b>	<b>75.91</b>		<b>10:57:09.017</b>
7 -	34.047	102.9	1:04.366	90.9	35.605	<b>98.9</b>	2:14.018	72.31	6.356	10:59:23.035
8 -	32.389	103.0	1:02.193	79.5	38.621	98.3	2:13.203	72.75	5.541	11:01:36.238

**P27 5 Cameron THOMPSON** Scirocco - Maximum Motorsport

IDEAL LAP TIME : 2:06.606 BEST LAP TIME : 2:14.953 DIFFERENCE : 8.347

LAP	SECTOR 1	SECTOR 2	SECTOR 3	LAP TIME	MPH	DIFF	TIME OF DAY			
1 -	32.601	85.2	1:07.222	<b>87.0</b>	35.130	99.5	<b>2:14.953 (1)</b>	<b>71.81</b>		<b>10:44:36.061</b>
2 -	31.962	97.6	1:00.724	85.0	IN PIT		2:13.690 <b>P</b>	72.49		10:46:49.751
3 -	OUTLAP	<b>98.1</b>	<b>1:00.676</b>	85.3	<b>34.640</b>	91.4	4:17.931	37.57	2:02.978	10:51:07.682
4 -	<b>31.290</b>	96.2	1:25.700	82.3	IN PIT		2:36.993 <b>P</b>	61.73	22.040	10:53:44.675

**P28 20 Damani MARCANO** Golf - Team Hard Racing

IDEAL LAP TIME : 2:30.798 BEST LAP TIME : 2:34.128 DIFFERENCE : 3.330

LAP	SECTOR 1	SECTOR 2	SECTOR 3	LAP TIME	MPH	DIFF	TIME OF DAY			
1 -	OUTLAP	77.4	1:17.907	69.2	IN PIT		5:11.318 <b>P</b>	31.12	2:37.190	10:48:57.863
2 -	OUTLAP	<b>85.8</b>	1:16.438	63.5	43.129	72.0	5:11.582	31.10	2:37.454	10:54:09.445
3 -	38.200	79.4	1:14.481	66.0	<b>41.447</b>	<b>74.8</b>	<b>2:34.128 (1)</b>	<b>62.87</b>		<b>10:56:43.573</b>
4 -	<b>37.828</b>	79.1	<b>1:11.523</b>	<b>69.6</b>	IN PIT		2:37.765 <b>P</b>	61.42	3.637	10:59:21.338

# Milltek Sport Volkswagen Racing Cup

## QUALIFYING - RACE 2 - ROUND 1 - BEST SPEEDS

POS	INTERMEDIATE 1			INTERMEDIATE 2			FINISH LINE		
	NO	NAME	MPH	NO	NAME	MPH	NO	NAME	MPH
1	9	MCMILLAN	112.2	9	MCMILLAN	95.8	8	MASON	103.0
2	6	SUTTON	110.9	8	MASON	95.5	6	SUTTON	102.9
3	8	MASON	110.9	6	SUTTON	95.4	9	MCMILLAN	102.9
4	22	FULLER	109.6	99	WALKER-TULLY	95.4	29	PANAYIOTOU	102.6
5	29	PANAYIOTOU	109.4	29	PANAYIOTOU	95.3	42	MORRIS	101.9
6	3	HOUSE	108.7	42	MORRIS	95.1	22	FULLER	101.6
7	19	THOMPSON	108.7	22	FULLER	94.6	52	STANIUKYNAS	101.5
8	26	ALLEN	108.7	33	ORROCK	93.8	5	THOMPSON	101.3
9	55	DEATON	108.7	1	FULBROOK	93.4	7	DEHADRAY	101.3
10	33	ORROCK	108.2	26	ALLEN	93.4	26	ALLEN	101.3
11	99	WALKER-TULLY	108.2	55	DEATON	93.4	99	WALKER-TULLY	101.2
12	16	TILLET	108.0	52	STANIUKYNAS	93.3	33	ORROCK	100.7
13	42	MORRIS	107.8	69	CLYNES	93.0	55	DEATON	100.6
14	52	STANIUKYNAS	107.5	7	DEHADRAY	92.9	1	FULBROOK	100.1
15	7	DEHADRAY	107.3	77	SMITH	92.4	69	CLYNES	100.0
16	40	TOMLINSON	107.0	66	LITTLER	92.3	40	TOMLINSON	99.8
17	1	FULBROOK	106.8	51	ANDREWS	91.6	66	LITTLER	99.8
18	51	ANDREWS	106.8	3	HOUSE	91.5	3	HOUSE	99.4
19	77	SMITH	106.8	16	TILLET	91.4	77	SMITH	99.4
20	80	DAVIES	106.8	40	TOMLINSON	91.4	51	ANDREWS	99.2
21	24	RUDD	106.6	19	THOMPSON	91.3	19	THOMPSON	99.1
22	31	WILSON	106.6	44	RILEY	91.0	80	DAVIES	99.1
23	66	LITTLER	106.0	24	RUDD	90.4	44	RILEY	98.9
24	69	CLYNES	105.1	80	DAVIES	90.3	16	TILLET	98.8
25	12	EPPS	103.7	31	WILSON	89.3	31	WILSON	98.3
26	44	RILEY	103.2	12	EPPS	87.3	24	RUDD	96.2
27	5	THOMPSON	98.1	5	THOMPSON	87.0	12	EPPS	94.2
28	20	MARCANO	85.8	20	MARCANO	69.6	20	MARCANO	74.8

Weather / Track : Cloudy / Dry

Results can be found at [www.tsl-timing.com](http://www.tsl-timing.com)

Oulton Park International  
Circuit Length = 2.6920 miles  
Start: 10:39 Flag 10:59 End: 11:02

Printed - 11:06 Saturday, 04 April 2015

# Milltek Sport Volkswagen Racing Cup

## QUALIFYING - RACE 2 - ROUND 1 - BEST SECTORS

SECTOR 1			SECTOR 2			SECTOR 3			IDEAL / BEST COMPARISON						
POS	NO	NAME	TIME	NO	NAME	TIME	NO	NAME	TIME	POS	NO	NAME	IDEAL	BEST	DIFF
													<b>PERFECT LAP</b>	<b>1:51.407</b>	
1	22	FULLER	27.520	6	SUTTON	53.044	6	SUTTON	30.843	1	6	SUTTON	1:51.636	1:51.636	0.000
2	19	THOMPSON	27.671	22	FULLER	53.182	8	MASON	31.014	2	22	FULLER	1:52.282	1:52.282	0.000
3	9	MCMILLAN	27.682	33	ORROCK	53.685	9	MCMILLAN	31.017	3	8	MASON	1:52.601	1:53.350	0.749
4	8	MASON	27.697	29	PANAYIOTOU	53.847	3	HOUSE	31.163	4	33	ORROCK	1:52.625	1:52.625	0.000
5	6	SUTTON	27.749	8	MASON	53.890	33	ORROCK	31.189	5	3	HOUSE	1:53.041	1:53.041	0.000
6	33	ORROCK	27.751	3	HOUSE	53.930	1	FULBROOK	31.310	6	29	PANAYIOTOU	1:53.113	1:53.539	0.426
7	29	PANAYIOTOU	27.874	99	WALKER-TULLY	54.060	26	ALLEN	31.332	7	9	MCMILLAN	1:53.138	1:53.138	0.000
8	99	WALKER-TULLY	27.924	9	MCMILLAN	54.439	29	PANAYIOTOU	31.392	8	99	WALKER-TULLY	1:53.464	1:53.464	0.000
9	3	HOUSE	27.948	19	THOMPSON	54.493	99	WALKER-TULLY	31.480	9	19	THOMPSON	1:53.660	1:53.660	0.000
10	26	ALLEN	27.949	1	FULBROOK	54.613	19	THOMPSON	31.496	10	26	ALLEN	1:54.137	1:54.351	0.214
11	1	FULBROOK	28.352	26	ALLEN	54.856	22	FULLER	31.580	11	1	FULBROOK	1:54.275	1:54.489	0.214
12	24	RUDD	28.362	12	EPPS	55.630	55	DEATON	32.130	12	24	RUDD	1:56.209	1:56.456	0.247
13	12	EPPS	28.387	24	RUDD	55.701	24	RUDD	32.146	13	12	EPPS	1:56.589	1:56.615	0.026
14	55	DEATON	28.830	55	DEATON	55.785	77	SMITH	32.204	14	55	DEATON	1:56.745	1:56.752	0.007
15	77	SMITH	28.888	42	MORRIS	56.040	7	DEHADRAY	32.375	15	42	MORRIS	1:57.510	1:58.434	0.924
16	16	TILLET	28.974	31	WILSON	56.517	42	MORRIS	32.430	16	31	WILSON	1:58.112	1:58.112	0.000
17	31	WILSON	29.009	40	TOMLINSON	56.874	40	TOMLINSON	32.501	17	77	SMITH	1:58.307	1:58.307	0.000
18	42	MORRIS	29.040	7	DEHADRAY	57.061	12	EPPS	32.572	18	40	TOMLINSON	1:58.474	1:58.765	0.291
19	40	TOMLINSON	29.099	77	SMITH	57.215	31	WILSON	32.586	19	7	DEHADRAY	1:58.678	1:58.934	0.256
20	7	DEHADRAY	29.242	69	CLYNES	57.248	16	TILLET	32.861	20	16	TILLET	1:59.724	2:00.260	0.536
21	51	ANDREWS	29.491	16	TILLET	57.889	69	CLYNES	32.867	21	69	CLYNES	2:00.514	2:01.112	0.598
22	66	LITTLER	30.392	51	ANDREWS	59.098	66	LITTLER	33.351	22	51	ANDREWS	2:02.555	2:02.555	0.000
23	69	CLYNES	30.399	66	LITTLER	59.521	80	DAVIES	33.848	23	66	LITTLER	2:03.264	2:03.264	0.000
24	80	DAVIES	30.559	52	STANIUKYNAS	59.632	51	ANDREWS	33.966	24	80	DAVIES	2:04.744	2:06.112	1.368
25	5	THOMPSON	31.290	80	DAVIES	1:00.337	5	THOMPSON	34.640	25	52	STANIUKYNAS	2:05.833	2:05.833	0.000
26	44	RILEY	31.318	5	THOMPSON	1:00.676	52	STANIUKYNAS	34.721	26	5	THOMPSON	2:06.606	2:14.953	8.347
27	52	STANIUKYNAS	31.480	44	RILEY	1:01.496	44	RILEY	34.848	27	44	RILEY	2:07.662	2:07.662	0.000
28	20	MARCANO	37.828	20	MARCANO	1:11.523	20	MARCANO	41.447	28	20	MARCANO	2:30.798	2:34.128	3.330


Weather / Track : Cloudy / Dry

Results can be found at [www.tsl-timing.com](http://www.tsl-timing.com)

Oulton Park International  
 Circuit Length = 2.6920 miles  
 Start: 10:39 Flag 10:59 End: 11:02

Printed - 11:06 Saturday, 04 April 2015

## Milltek Sport Volkswagen Racing Cup RACE 2 - ROUND 1 - GRID - AMENDED

ROW 15	29	<b>44</b> Robin RILEY	+ 10 Seconds	
ROW 14		27	<b>20</b> Damani MARCANO	2:34.128
ROW 13	25	<b>80</b> Peter DAVIES	2:06.112	26 <b>5</b> Cameron THOMPSON 2:14.953
ROW 12		23	<b>66</b> Pete LITTLER	2:03.264 24 <b>52</b> Karolis STANIUKYNAS 2:05.833
ROW 11	21	<b>69</b> Mark CLYNES	2:01.112	22 <b>51</b> Simon ANDREWS 2:02.555
ROW 10		19	<b>7</b> Paul DEHADRAY	1:58.934 20 <b>16</b> Laura TILLET 2:00.260
ROW 9	17	<b>42</b> Phil MORRIS	1:58.434	18 <b>40</b> Simon TOMLINSON 1:58.765
ROW 8		15	<b>31</b> Matthew WILSON	1:58.112 16 <b>77</b> Mark SMITH 1:58.307
ROW 7	13	<b>12</b> Michael EPPS	1:56.615	14 <b>55</b> Simon DEATON 1:56.752
ROW 6		11	<b>1</b> Joe FULBROOK	1:54.489 12 <b>24</b> Simon RUDD 1:56.456
ROW 5	9	<b>19</b> Bobby THOMPSON	1:53.660	10 <b>26</b> Lee ALLEN 1:54.351
ROW 4		7	<b>99</b> Jack WALKER-TULLY	1:53.464 8 <b>29</b> Chris PANAYIOTOU 1:53.539
ROW 3	5	<b>9</b> Joe MCMILLAN	1:53.138	6 <b>8</b> Aaron MASON 1:53.350
ROW 2		3	<b>33</b> Lucas ORROCK	1:52.625 4 <b>3</b> Phil HOUSE 1:53.041
ROW 1	1	<b>6</b> David SUTTON	1:51.636	2 <b>22</b> Howard FULLER 1:52.282
<b>Pole</b>				
				

Oulton Park International  
Circuit Length = 2.6920 miles

These results are provisional until the conclusion of any judicial and technical matters.

Clerk Of Course :	Timekeeper :

## Milltek Sport Volkswagen Racing Cup

### RACE 12 - ROUND 3 - GRID - AMENDED V2

ROW 15	29	44	Robin RILEY						
ROW 14		27	20	Damani MARCANO					
ROW 13	25	52	Karolis STANIUKYNAS	2:07.836	26	5	Cameron THOMPSON		
ROW 12		23	51	Simon ANDREWS	2:05.396	24	80	Peter DAVIES	2:06.402
ROW 11	21	69	Mark CLYNES	2:01.698	22	66	Pete LITTLER	2:05.305	
ROW 10		19	99	Jack WALKER-TULLY	1:59.954	20	16	Laura TILLET	2:01.424
ROW 9	17	31	Matthew WILSON	1:59.571	18	7	Paul DEHADRAY	1:59.760	
ROW 8		15	77	Mark SMITH	1:59.004	16	40	Simon TOMLINSON	1:59.224
ROW 7	13	55	Simon DEATON	1:57.408	14	42	Phil MORRIS	1:58.556	
ROW 6		11	24	Simon RUDD	1:56.937	12	12	Michael EPPS	1:56.965
ROW 5	9	19	Bobby THOMPSON	1:54.460	10	1	Joe FULBROOK	1:54.725	
ROW 4		7	9	Joe MCMILLAN	1:54.002	8	26	Lee ALLEN	1:54.448
ROW 3	5	29	Chris PANAYIOTOU	1:53.654	6	3	Phil HOUSE	1:53.830	
ROW 2		3	33	Lucas ORROCK	1:53.367	4	8	Aaron MASON	1:53.387
ROW 1	1	6	David SUTTON	1:52.582	2	22	Howard FULLER	1:52.806	
		<b>Pole</b>							

Oulton Park International  
Circuit Length = 2.6920 miles

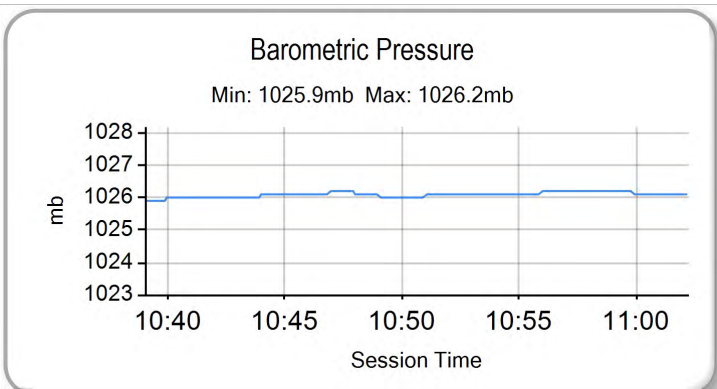
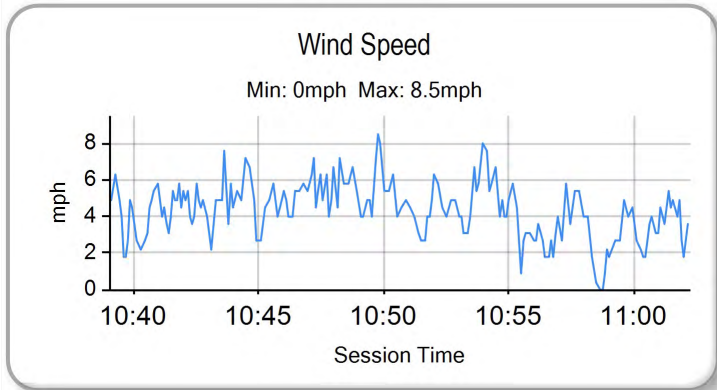
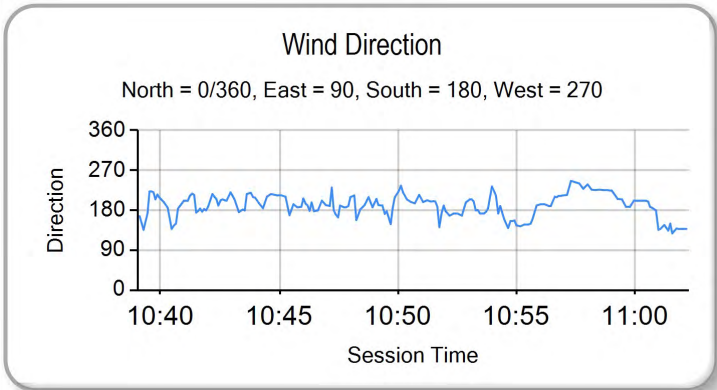
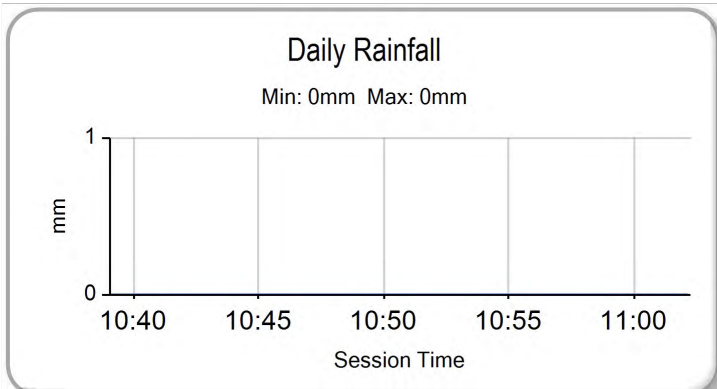
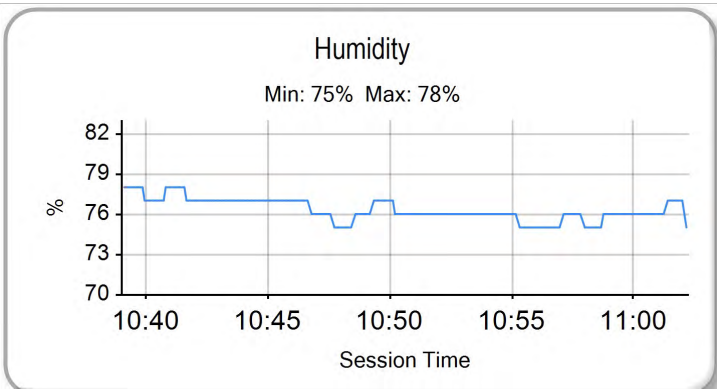
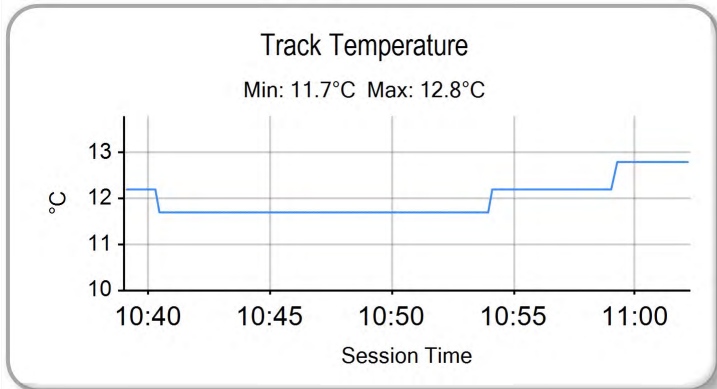
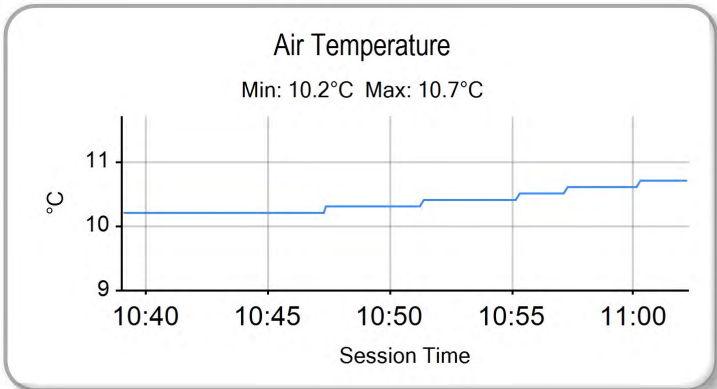
These results are provisional until the conclusion of any judicial and technical matters.

Clerk Of Course :

Timekeeper :

# Milltek Sport Volkswagen Racing Cup

## QUALIFYING - RACE 2 - ROUND 1 - WEATHER CONDITIONS



Weather / Track : Cloudy / Dry

Results can be found at [www.tsl-timing.com](http://www.tsl-timing.com)

Oulton Park International  
Circuit Length = 2.6920 miles  
Start: 10:39 Flag 10:59 End: 11:02

Printed - 11:07 Saturday, 04 April 2015

## Milltek Sport Volkswagen Racing Cup

### RACE 2 - ROUND 1 - CLASSIFICATION

POS	NO	NAME	ENTRY	LAPS	TIME	GAP	DIFF	MPH	BEST	ON
1	6	David SUTTON	Scirocco - Slidesports	8	15:05.260			85.64	1:52.111	7
2	8	Aaron MASON	Scirocco - AWM Motorsport	8	15:07.550	2.290	2.290	85.42	1:52.171	7
3	22	Howard FULLER	Golf - Team Hard Racing	8	15:09.098	3.838	1.548	85.28	1:52.220	5
4	33	Lucas ORROCK	Scirocco - Milltek Sport	8	15:09.963	4.703	0.865	85.20	1:52.354	5
5	9	Joe MCMILLAN	Scirocco - Cobra Engineering	8	15:12.120	6.860	2.157	85.00	1:52.272	7
6	1	Joe FULBROOK	Golf - AWM/Safe & Sound	8	15:19.503	14.243	7.383	84.31	1:53.198	6
7	26	Lee ALLEN	Scirocco - Maximum Motorsport	8	15:21.064	15.804	1.561	84.17	1:53.442	5
8	99	Jack WALKER-TULLY	Scirocco - Cooke & Mason	8	15:21.417	16.157	0.353	84.14	1:53.272	6
9	19	Bobby THOMPSON	Golf - Team Hard Racing	8	15:22.518	17.258	1.101	84.04	1:53.569	7
10	3	Phil HOUSE	Scirocco - PH Motorsport	8	15:27.168	21.908	4.650	83.62	1:53.994	2
11	55	Simon DEATON	Scirocco - Maximum Motorsport	8	15:36.733	31.473	9.565	82.76	1:55.289	5
12	24	Simon RUDD	Golf - Team Hard Racing	8	15:50.151	44.891	13.418	81.59	1:56.925	5
13	40	Simon TOMLINSON	Golf - AWM Motorsport	8	16:01.352	56.092	11.201	80.64	1:56.617	6
14	42	Phil MORRIS	Golf - KPM Racing	8	16:01.629	56.369	0.277	80.62	1:56.548	7
15	77	Mark SMITH	Scirocco - Infront Motorsport	8	16:06.695	1:01.435	5.066	80.20	1:58.241	6
16	31	Matthew WILSON	Golf - Complete Racing	8	16:07.207	1:01.947	0.512	80.15	1:58.316	8
17	69	Mark CLYNES	Scirocco - JW Bird Motorsport	8	16:07.597	1:02.337	0.390	80.12	1:56.442	5
18	66	Pete LITTLER	Scirocco - JW Bird Motorsport	8	16:10.103	1:04.843	2.506	79.91	1:56.665	8
19	16	Laura TILLET	Golf - Team Hard Racing	8	16:11.161	1:05.901	1.058	79.83	1:57.053	8
20	12	Michael EPPS	Golf - Team Hard Racing	8	16:15.336	1:10.076	4.175	79.49	1:56.297	8
21	80	Peter DAVIES	Golf - Team Hard Racing	8	16:30.037	1:24.777	14.701	78.31	2:00.591	8
22	52	Karolis STANIUKYNAS	Golf - Team Hard Racing	8	16:30.192	1:24.932	0.155	78.29	2:00.477	8
23	20	Damani MARCANO	Golf - Team Hard Racing	8	16:32.599	1:27.339	2.407	78.10	1:58.671	6
24	44	Robin RILEY	Scirocco - AWM/Safe & Sound	8	16:41.336	1:36.076	8.737	77.42	2:01.099	8

#### NOT CLASSIFIED

DNF	29	Chris PANAYIOTOU	Scirocco - Slidesports	6	11:31.841	2 Laps	2 Laps	84.04	1:53.447	2
DNF	7	Paul DEHADRAY	Scirocco - JW Bird Motorsport	5	10:18.988	3 Laps	1 Lap	78.28	1:59.602	2

#### FASTEST LAP

6	David SUTTON	Scirocco - Slidesports	7	1:52.111	86.44 mph	139.11 kph
---	--------------	------------------------	---	----------	-----------	------------

Weather / Track : Cloudy / Dry

These results are provisional until the conclusion of any judicial and technical matters.

Oulton Park International  
Circuit Length = 2.6920 miles  
Start: 14:36 Flag 14:51 End: 14:54

Clerk Of Course :	Timekeeper :
-------------------	--------------

# Milltek Sport Volkswagen Racing Cup

## RACE 2 - ROUND 1 - SECTOR ANALYSIS

SECTOR 1 = FL to I1, SECTOR 2 = I1 to I2, SECTOR 3 = I2 to FL, DIFF = Difference To Personal Best Lap

P1		6		David SUTTON		Scirocco - Slidesports				
IDEAL LAP TIME : 1:51.774		BEST LAP TIME : 1:52.111		DIFFERENCE : 0.337						
LAP	SECTOR 1	SECTOR 2	SECTOR 3	LAP TIME	MPH	DIFF	TIME OF DAY			
1 -		109.4	53.529	95.5	30.765	101.8	1:58.260	81.94	6.149	14:38:27.082
2 -	27.954	110.1	53.458	94.7	<b>30.750</b>	101.9	1:52.162 (2)	86.40	0.051	14:40:19.244
3 -	28.319	109.1	53.379	94.9	31.136	<b>102.2</b>	1:52.834	85.88	0.723	14:42:12.078
4 -	28.362	109.4	53.339	95.5	30.878	101.9	1:52.579	86.08	0.468	14:44:04.657
5 -	27.963	<b>110.9</b>	53.290	<b>95.7</b>	30.911	101.8	1:52.164 (3)	86.40	0.053	14:45:56.821
6 -	28.068	110.0	<b>53.247</b>	94.7	31.223	101.2	1:52.538	86.11	0.427	14:47:49.359
7 -	<b>27.777</b>	<b>110.9</b>	53.432	94.5	30.902	101.9	<b>1:52.111 (1)</b>	<b>86.44</b>		<b>14:49:41.470</b>
8 -	27.918	110.0	53.549	95.1	31.145	101.9	1:52.612	86.05	0.501	14:51:34.082

P2		8		Aaron MASON		Scirocco - AWM Motorsport				
IDEAL LAP TIME : 1:52.016		BEST LAP TIME : 1:52.171		DIFFERENCE : 0.155						
LAP	SECTOR 1	SECTOR 2	SECTOR 3	LAP TIME	MPH	DIFF	TIME OF DAY			
1 -		109.1	54.051	94.9	31.162	101.8	1:59.572	81.04	7.401	14:38:28.394
2 -	27.867	108.5	54.339	95.4	30.834	102.1	1:53.040	85.73	0.869	14:40:21.434
3 -	27.777	<b>111.2</b>	54.273	96.1	30.906	102.4	1:52.956	85.79	0.785	14:42:14.390
4 -	27.691	110.9	53.873	95.8	30.982	102.6	1:52.546	86.10	0.375	14:44:06.936
5 -	27.670	109.8	53.827	<b>96.8</b>	30.789	102.4	1:52.286 (3)	86.30	0.115	14:45:59.222
6 -	27.799	110.0	<b>53.607</b>	95.8	30.789	<b>103.5</b>	1:52.195 (2)	86.37	0.024	14:47:51.417
7 -	<b>27.621</b>	110.3	53.762	96.6	<b>30.788</b>	102.6	<b>1:52.171 (1)</b>	<b>86.39</b>		<b>14:49:43.588</b>
8 -	27.832	108.9	54.137	96.2	30.815	103.4	1:52.784	85.92	0.613	14:51:36.372

P3		22		Howard FULLER		Golf - Team Hard Racing				
IDEAL LAP TIME : 1:51.520		BEST LAP TIME : 1:52.220		DIFFERENCE : 0.700						
LAP	SECTOR 1	SECTOR 2	SECTOR 3	LAP TIME	MPH	DIFF	TIME OF DAY			
1 -		109.8	54.350	94.1	31.785	99.1	2:00.736	80.26	8.516	14:38:29.558
2 -	28.036	110.1	54.261	94.2	31.003	101.0	1:53.300	85.53	1.080	14:40:22.858
3 -	27.506	110.0	53.990	94.7	30.952	<b>101.2</b>	1:52.448 (3)	86.18	0.228	14:42:15.306
4 -	27.423	<b>111.1</b>	54.124	94.3	31.023	101.0	1:52.570	86.09	0.350	14:44:07.876
5 -	<b>27.328</b>	110.3	53.975	<b>95.1</b>	<b>30.917</b>	<b>101.2</b>	<b>1:52.220 (1)</b>	<b>86.35</b>		<b>14:46:00.096</b>
6 -	27.535	110.9	53.854	94.7	31.024	101.0	1:52.413 (2)	86.21	0.193	14:47:52.509
7 -	27.931	110.9	<b>53.275</b>	95.0	31.250	100.3	1:52.456	86.17	0.236	14:49:44.965
8 -	28.617	108.4	53.398	94.6	30.940	100.9	1:52.955	85.79	0.735	14:51:37.920

P4		33		Lucas ORROCK		Scirocco - Milltek Sport				
IDEAL LAP TIME : 1:51.913		BEST LAP TIME : 1:52.354		DIFFERENCE : 0.441						
LAP	SECTOR 1	SECTOR 2	SECTOR 3	LAP TIME	MPH	DIFF	TIME OF DAY			
1 -		108.0	54.251	93.8	31.569	97.6	2:00.881	80.17	8.527	14:38:29.703
2 -	28.082	109.8	53.619	93.8	30.933	<b>101.0</b>	1:52.634	86.04	0.280	14:40:22.337
3 -	<b>27.478</b>	109.6	54.111	94.3	<b>30.902</b>	100.9	1:52.491 (3)	86.15	0.137	14:42:14.828
4 -	27.538	110.1	54.111	93.9	30.996	100.9	1:52.645	86.03	0.291	14:44:07.473
5 -	27.606	109.4	53.788	94.5	30.960	<b>101.0</b>	<b>1:52.354 (1)</b>	<b>86.25</b>		<b>14:45:59.827</b>
6 -	27.605	<b>110.3</b>	53.739	94.2	31.016	100.9	1:52.360 (2)	86.25	0.006	14:47:52.187
7 -	27.672	109.6	53.672	<b>94.7</b>	31.320	<b>101.0</b>	1:52.664	86.01	0.310	14:49:44.851
8 -	29.118	107.2	<b>53.533</b>	93.9	31.283	95.4	1:53.934	85.06	1.580	14:51:38.785

P5		9		Joe MCMILLAN		Scirocco - Cobra Engineering				
IDEAL LAP TIME : 1:52.008		BEST LAP TIME : 1:52.272		DIFFERENCE : 0.264						
LAP	SECTOR 1	SECTOR 2	SECTOR 3	LAP TIME	MPH	DIFF	TIME OF DAY			
1 -		108.9	55.356	96.1	30.944	<b>103.5</b>	2:01.948	79.47	9.676	14:38:30.770
2 -	27.768	<b>112.7</b>	54.358	95.4	31.454	102.9	1:53.580	85.32	1.308	14:40:24.350
3 -	28.149	107.5	54.527	94.6	31.451	102.6	1:54.127	84.91	1.855	14:42:18.477
4 -	<b>27.609</b>	110.9	53.714	95.8	31.204	101.3	1:52.527 (3)	86.12	0.255	14:44:11.004
5 -	27.710	110.0	53.764	96.1	31.069	101.9	1:52.543	86.11	0.271	14:46:03.547
6 -	27.647	109.2	53.795	96.4	31.304	101.2	1:52.746	85.95	0.474	14:47:56.293
7 -	27.742	110.3	<b>53.530</b>	96.4	31.000	102.2	<b>1:52.272 (1)</b>	<b>86.31</b>		<b>14:49:48.565</b>
8 -	27.675	111.1	53.833	<b>96.8</b>	<b>30.869</b>	102.9	1:52.377 (2)	86.23	0.105	14:51:40.942

Weather / Track : Cloudy / Dry

Oulton Park International  
 Circuit Length = 2.6920 miles  
 Start: 14:36 Flag 14:51 End: 14:54

# Milltek Sport Volkswagen Racing Cup

## RACE 2 - ROUND 1 - SECTOR ANALYSIS

SECTOR 1 = FL to I1, SECTOR 2 = I1 to I2, SECTOR 3 = I2 to FL, DIFF = Difference To Personal Best Lap

P6		1		Joe FULBROOK			Golf - AWM/Safe & Sound			
IDEAL LAP TIME : 1:52.770		BEST LAP TIME : 1:53.198			DIFFERENCE : 0.428					
LAP	SECTOR 1		SECTOR 2		SECTOR 3		LAP TIME	MPH	DIFF	TIME OF DAY
1 -		106.8	56.197	94.6	31.309	99.1	2:03.696	78.34	10.498	14:38:32.518
2 -	28.141	108.0	54.310	94.7	<b>31.118</b>	<b>100.1</b>	1:53.569 (3)	85.33	0.371	14:40:26.087
3 -	27.906	<b>108.5</b>	54.455	<b>95.3</b>	31.283	99.5	1:53.644	85.27	0.446	14:42:19.731
4 -	28.509	106.3	53.867	94.7	31.202	<b>100.1</b>	1:53.578	85.32	0.380	14:44:13.309
5 -	28.061	<b>108.5</b>	53.923	94.5	31.421	<b>100.1</b>	1:53.405 (2)	85.45	0.207	14:46:06.714
6 -	<b>27.881</b>	108.4	<b>53.771</b>	94.7	31.546	98.6	<b>1:53.198 (1)</b>	<b>85.61</b>		<b>14:47:59.912</b>
7 -	28.282	106.5	54.451	92.9	31.346	99.4	1:54.079	84.95	0.881	14:49:53.991
8 -	28.093	106.1	54.536	93.2	31.705	98.6	1:54.334	84.76	1.136	14:51:48.325

P7		26		Lee ALLEN			Scirocco - Maximum Motorsport			
IDEAL LAP TIME : 1:53.191		BEST LAP TIME : 1:53.442			DIFFERENCE : 0.251					
LAP	SECTOR 1		SECTOR 2		SECTOR 3		LAP TIME	MPH	DIFF	TIME OF DAY
1 -		108.9	56.430	<b>94.5</b>	31.533	100.6	2:04.315	77.95	10.873	14:38:33.137
2 -	27.855	110.1	55.034	93.9	31.286	100.1	1:54.175	84.88	0.733	14:40:27.312
3 -	27.877	109.6	54.698	93.7	31.422	99.2	1:53.997	85.01	0.555	14:42:21.309
4 -	27.970	110.0	54.676	93.4	31.177	<b>100.7</b>	1:53.823	85.14	0.381	14:44:15.132
5 -	27.964	109.1	<b>54.304</b>	93.7	<b>31.174</b>	99.8	<b>1:53.442 (1)</b>	<b>85.42</b>		<b>14:46:08.574</b>
6 -	27.833	109.4	54.388	93.3	31.397	99.8	1:53.618 (2)	85.29	0.176	14:48:02.192
7 -	<b>27.713</b>	<b>110.3</b>	54.773	93.2	31.410	99.4	1:53.896	85.08	0.454	14:49:56.088
8 -	27.841	108.5	54.504	92.3	31.453	99.1	1:53.798 (3)	85.16	0.356	14:51:49.886

P8		99		Jack WALKER-TULLY			Scirocco - Cooke & Mason			
IDEAL LAP TIME : 1:53.064		BEST LAP TIME : 1:53.272			DIFFERENCE : 0.208					
LAP	SECTOR 1		SECTOR 2		SECTOR 3		LAP TIME	MPH	DIFF	TIME OF DAY
1 -		106.3	55.952	95.7	31.270	101.2	2:03.049	78.75	9.777	14:38:31.871
2 -	27.784	<b>111.2</b>	54.624	96.2	<b>31.255</b>	101.3	1:53.663 (3)	85.26	0.391	14:40:25.534
3 -	27.816	111.1	54.710	95.7	31.330	101.0	1:53.856	85.11	0.584	14:42:19.390
4 -	28.055	110.3	54.230	96.2	31.374	101.2	1:53.659 (2)	85.26	0.387	14:44:13.049
5 -	28.045	109.8	54.563	<b>96.5</b>	31.745	<b>101.9</b>	1:54.353	84.74	1.081	14:46:07.402
6 -	<b>27.714</b>	110.3	<b>54.095</b>	95.7	31.463	101.5	<b>1:53.272 (1)</b>	<b>85.55</b>		<b>14:48:00.674</b>
7 -	28.782	108.7	55.384	95.7	31.518	100.9	1:55.684	83.77	2.412	14:49:56.358
8 -	27.849	110.9	54.496	95.8	31.536	101.0	1:53.881	85.10	0.609	14:51:50.239

P9		19		Bobby THOMPSON			Golf - Team Hard Racing			
IDEAL LAP TIME : 1:53.466		BEST LAP TIME : 1:53.569			DIFFERENCE : 0.103					
LAP	SECTOR 1		SECTOR 2		SECTOR 3		LAP TIME	MPH	DIFF	TIME OF DAY
1 -		106.3	56.507	91.6	31.622	98.6	2:05.013	77.52	11.444	14:38:33.835
2 -	27.815	108.9	54.895	92.3	<b>31.463</b>	<b>98.8</b>	1:54.173	84.88	0.604	14:40:28.008
3 -	27.735	<b>109.6</b>	54.846	91.9	31.544	98.2	1:54.125	84.91	0.556	14:42:22.133
4 -	27.903	109.4	54.596	91.4	31.503	98.5	1:54.002	85.00	0.433	14:44:16.135
5 -	27.666	108.9	54.770	92.3	31.659	97.9	1:54.095	84.94	0.526	14:46:10.230
6 -	27.877	108.0	54.355	92.1	31.485	98.2	1:53.717 (2)	85.22	0.148	14:48:03.947
7 -	<b>27.649</b>	108.5	<b>54.354</b>	91.9	31.566	98.3	<b>1:53.569 (1)</b>	<b>85.33</b>		<b>14:49:57.516</b>
8 -	27.792	108.4	54.411	<b>92.5</b>	31.621	98.3	1:53.824 (3)	85.14	0.255	14:51:51.340

P10		3		Phil HOUSE			Scirocco - PH Motorsport			
IDEAL LAP TIME : 1:53.476		BEST LAP TIME : 1:53.994			DIFFERENCE : 0.518					
LAP	SECTOR 1		SECTOR 2		SECTOR 3		LAP TIME	MPH	DIFF	TIME OF DAY
1 -		108.9	54.902	<b>92.6</b>	<b>31.094</b>	<b>99.7</b>	2:01.241	79.93	7.247	14:38:30.063
2 -	28.185	<b>109.8</b>	<b>54.340</b>	90.3	31.469	96.4	<b>1:53.994 (1)</b>	<b>85.01</b>		<b>14:40:24.057</b>
3 -	28.297	106.3	54.451	89.7	32.345	86.8	1:55.093	84.20	1.099	14:42:19.150
4 -	29.316	107.0	54.492	89.3	31.817	94.9	1:55.625	83.81	1.631	14:44:14.775
5 -	28.709	106.1	54.870	86.1	32.132	98.9	1:55.711	83.75	1.717	14:46:10.486
6 -	28.194	105.3	54.749	85.4	32.079	94.3	1:55.022 (2)	84.25	1.028	14:48:05.508
7 -	28.389	105.8	55.239	87.7	31.782	97.1	1:55.410	83.97	1.416	14:50:00.918

Weather / Track : Cloudy / Dry

Oulton Park International  
Circuit Length = 2.6920 miles  
Start: 14:36 Flag 14:51 End: 14:54

# Milltek Sport Volkswagen Racing Cup

## RACE 2 - ROUND 1 - SECTOR ANALYSIS

SECTOR 1 = FL to I1, SECTOR 2 = I1 to I2, SECTOR 3 = I2 to FL, DIFF = Difference To Personal Best Lap

8 - **28.042** 106.6 54.951 88.7 32.079 86.1 1:55.072 (3) 84.21 1.078 14:51:55.990

P11 55		Simon DEATON					Scirocco - Maximum Motorsport			
IDEAL LAP TIME : 1:55.078		BEST LAP TIME : 1:55.289			DIFFERENCE : 0.211					
LAP	SECTOR 1	SECTOR 2		SECTOR 3		LAP TIME	MPH	DIFF	TIME OF DAY	
1 -		106.8	57.883	91.3	32.491	100.0	2:07.973	75.72	12.684	14:38:36.795
2 -	28.410	109.1	55.430	93.2	31.878	100.0	1:55.718	83.74	0.429	14:40:32.513
3 -	28.281	109.1	55.473	93.2	31.828	100.4	1:55.582	83.84	0.293	14:42:28.095
4 -	28.318	<b>109.4</b>	55.471	92.9	31.817	<b>101.0</b>	1:55.606	83.83	0.317	14:44:23.701
5 -	<b>28.185</b>	109.1	55.248	<b>93.4</b>	31.856	100.4	<b>1:55.289 (1)</b>	<b>84.06</b>		<b>14:46:18.990</b>
6 -	28.406	107.7	<b>55.179</b>	93.0	31.910	100.0	1:55.495 (2)	83.91	0.206	14:48:14.485
7 -	28.239	109.1	55.567	92.8	<b>31.714</b>	100.4	1:55.520 (3)	83.89	0.231	14:50:10.005
8 -	28.217	108.9	55.409	92.1	31.924	100.3	1:55.550	83.87	0.261	14:52:05.555

P12 24		Simon RUDD					Golf - Team Hard Racing			
IDEAL LAP TIME : 1:56.591		BEST LAP TIME : 1:56.925			DIFFERENCE : 0.334					
LAP	SECTOR 1	SECTOR 2		SECTOR 3		LAP TIME	MPH	DIFF	TIME OF DAY	
1 -		105.3	58.060	88.0	33.307	95.5	2:08.592	75.36	11.667	14:38:37.414
2 -	29.088	103.7	56.401	88.6	<b>32.257</b>	95.1	1:57.746	82.30	0.821	14:40:35.160
3 -	<b>28.377</b>	106.5	56.175	88.7	32.385	95.7	1:56.937 (2)	82.87	0.012	14:42:32.097
4 -	28.525	<b>106.6</b>	<b>55.957</b>	88.8	32.493	95.5	1:56.975 (3)	82.84	0.050	14:44:29.072
5 -	28.430	105.3	56.101	88.5	32.394	95.7	<b>1:56.925 (1)</b>	<b>82.88</b>		<b>14:46:25.997</b>
6 -	28.696	106.3	56.385	<b>89.0</b>	32.453	<b>96.2</b>	1:57.534	82.45	0.609	14:48:23.531
7 -	28.394	105.8	56.475	88.8	32.705	95.7	1:57.574	82.42	0.649	14:50:21.105
8 -	28.542	105.3	56.576	88.4	32.750	96.0	1:57.868	82.22	0.943	14:52:18.973

P13 40		Simon TOMLINSON					Golf - AWM Motorsport			
IDEAL LAP TIME : 1:56.012		BEST LAP TIME : 1:56.617			DIFFERENCE : 0.605					
LAP	SECTOR 1	SECTOR 2		SECTOR 3		LAP TIME	MPH	DIFF	TIME OF DAY	
1 -		108.0	59.081	<b>92.9</b>	32.802	<b>100.9</b>	2:11.408	73.74	14.791	14:38:40.230
2 -	28.911	107.3	57.624	92.6	32.527	99.7	1:59.062	81.39	2.445	14:40:39.292
3 -	32.083	96.6	58.591	91.9	32.712	100.7	2:03.386	78.54	6.769	14:42:42.678
4 -	29.017	<b>108.2</b>	57.066	92.6	32.828	99.2	1:58.911	81.50	2.294	14:44:41.589
5 -	28.654	107.7	56.292	91.4	<b>32.106</b>	98.2	1:57.052 (3)	82.79	0.435	14:46:38.641
6 -	28.758	106.5	<b>55.457</b>	91.8	32.402	98.8	<b>1:56.617 (1)</b>	<b>83.10</b>		<b>14:48:35.258</b>
7 -	28.743	106.5	57.194	91.8	32.191	98.3	1:58.128	82.04	1.511	14:50:33.386
8 -	<b>28.449</b>	106.8	56.109	91.8	32.230	99.1	1:56.788 (2)	82.98	0.171	14:52:30.174

P14 42		Phil MORRIS					Golf - KPM Racing			
IDEAL LAP TIME : 1:56.191		BEST LAP TIME : 1:56.548			DIFFERENCE : 0.357					
LAP	SECTOR 1	SECTOR 2		SECTOR 3		LAP TIME	MPH	DIFF	TIME OF DAY	
1 -		104.2	59.145	93.8	33.020	100.3	2:11.144	73.89	14.596	14:38:39.966
2 -	28.899	<b>107.8</b>	57.386	<b>94.1</b>	32.801	100.9	1:59.086	81.38	2.538	14:40:39.052
3 -	31.628	99.5	58.331	93.4	32.753	100.4	2:02.712	78.97	6.164	14:42:41.764
4 -	29.195	<b>107.8</b>	57.375	93.2	33.009	100.3	1:59.579	81.04	3.031	14:44:41.343
5 -	29.662	105.8	56.432	93.8	32.717	<b>101.2</b>	1:58.811	81.56	2.263	14:46:40.154
6 -	28.723	106.8	56.309	93.3	32.144	99.7	1:57.176 (3)	82.70	0.628	14:48:37.330
7 -	28.718	106.5	<b>55.539</b>	93.8	32.291	99.2	<b>1:56.548 (1)</b>	<b>83.15</b>		<b>14:50:33.878</b>
8 -	<b>28.593</b>	106.8	55.921	92.8	<b>32.059</b>	100.3	1:56.573 (2)	83.13	0.025	14:52:30.451

P15 77		Mark SMITH					Scirocco - Infront Motorsport			
IDEAL LAP TIME : 1:57.752		BEST LAP TIME : 1:58.241			DIFFERENCE : 0.489					
LAP	SECTOR 1	SECTOR 2		SECTOR 3		LAP TIME	MPH	DIFF	TIME OF DAY	
1 -		106.1	58.649	<b>92.1</b>	32.508	99.7	2:09.127	75.05	10.886	14:38:37.949
2 -	29.286	<b>106.6</b>	57.427	90.9	32.824	98.2	1:59.537	81.07	1.296	14:40:37.486
3 -	32.984	96.6	58.131	91.4	32.485	97.8	2:03.600	78.40	5.359	14:42:41.086
4 -	29.586	105.3	57.399	90.9	32.332	98.6	1:59.317	81.22	1.076	14:44:40.403
5 -	29.238	105.0	57.528	91.0	32.296	99.7	1:59.062 (3)	81.39	0.821	14:46:39.465
6 -	<b>29.221</b>	106.3	56.967	<b>92.1</b>	<b>32.053</b>	<b>100.3</b>	<b>1:58.241 (1)</b>	<b>81.96</b>		<b>14:48:37.706</b>

Weather / Track : Cloudy / Dry

Oulton Park International  
Circuit Length = 2.6920 miles  
Start: 14:36 Flag 14:51 End: 14:54

# Milltek Sport Volkswagen Racing Cup

## RACE 2 - ROUND 1 - SECTOR ANALYSIS

SECTOR 1 = FL to I1, SECTOR 2 = I1 to I2, SECTOR 3 = I2 to FL, DIFF = Difference To Personal Best Lap

7 -	29.394	106.5	57.143	91.0	32.647	98.1	1:59.184	81.31	0.943	14:50:36.890
8 -	29.475	105.3	<b>56.478</b>	90.6	32.674	97.8	1:58.627 (2)	81.69	0.386	14:52:35.517

<b>P16</b>	<b>31</b>	<b>Matthew WILSON</b>					Golf - Complete Racing				
IDEAL LAP TIME : 1:57.480		BEST LAP TIME : 1:58.316			DIFFERENCE : 0.836						
LAP	SECTOR 1		SECTOR 2		SECTOR 3		LAP TIME	MPH	DIFF	TIME OF DAY	
1 -		107.7	58.814	89.9	32.660	98.6	2:09.789	74.66	11.473	14:38:38.611	
2 -	29.464	108.2	57.844	90.9	32.387	98.6	1:59.695	80.96	1.379	14:40:38.306	
3 -	32.740	94.7	58.706	91.3	32.699	98.3	2:04.145	78.06	5.829	14:42:42.451	
4 -	29.207	106.3	57.910	90.6	32.710	98.6	1:59.827	80.87	1.511	14:44:42.278	
5 -	28.935	108.4	57.029	<b>92.0</b>	32.610	98.9	1:58.574	81.73	0.258	14:46:40.852	
6 -	<b>28.874</b>	<b>109.1</b>	57.100	90.8	32.353	98.8	1:58.327 (2)	81.90	0.011	14:48:39.179	
7 -	29.026	104.5	57.161	91.9	32.347	98.9	1:58.534 (3)	81.75	0.218	14:50:37.713	
8 -	29.710	104.0	<b>56.612</b>	91.3	<b>31.994</b>	<b>99.2</b>	<b>1:58.316 (1)</b>	<b>81.91</b>		<b>14:52:36.029</b>	

<b>P17</b>	<b>69</b>	<b>Mark CLYNES</b>					Scirocco - JW Bird Motorsport				
IDEAL LAP TIME : 1:56.341		BEST LAP TIME : 1:56.442			DIFFERENCE : 0.101						
LAP	SECTOR 1		SECTOR 2		SECTOR 3		LAP TIME	MPH	DIFF	TIME OF DAY	
1 -		103.8	1:01.504	93.9	33.141	91.0	2:15.888	71.31	19.446	14:38:44.710	
2 -	29.772	107.3	57.328	92.3	32.345	99.8	1:59.445	81.13	3.003	14:40:44.155	
3 -	29.901	105.0	58.286	92.9	32.404	<b>100.7</b>	2:00.591	80.36	4.149	14:42:44.746	
4 -	29.967	104.6	57.430	<b>94.2</b>	32.461	99.5	1:59.858	80.85	3.416	14:44:44.604	
5 -	29.230	106.3	<b>55.032</b>	93.5	32.180	99.1	<b>1:56.442 (1)</b>	<b>83.22</b>		<b>14:46:41.046</b>	
6 -	29.323	<b>108.5</b>	56.614	89.0	32.352	100.0	1:58.289 (2)	81.92	1.847	14:48:39.335	
7 -	<b>29.200</b>	106.6	57.139	93.8	32.216	100.1	1:58.555	81.74	2.113	14:50:37.890	
8 -	29.528	107.0	56.892	91.4	<b>32.109</b>	96.4	1:58.529 (3)	81.76	2.087	14:52:36.419	

<b>P18</b>	<b>66</b>	<b>Pete LITTLER</b>					Scirocco - JW Bird Motorsport				
IDEAL LAP TIME : 1:56.665		BEST LAP TIME : 1:56.665			DIFFERENCE : 0.000						
LAP	SECTOR 1		SECTOR 2		SECTOR 3		LAP TIME	MPH	DIFF	TIME OF DAY	
1 -		100.0	1:00.290	90.5	32.917	98.2	2:14.261	72.18	17.596	14:38:43.083	
2 -	29.417	<b>107.3</b>	58.260	91.3	32.684	98.1	2:00.361	80.51	3.696	14:40:43.444	
3 -	29.999	104.0	58.107	92.8	32.642	93.9	2:00.748	80.26	4.083	14:42:44.192	
4 -	29.251	106.6	58.214	93.9	33.859	<b>98.5</b>	2:01.324	79.87	4.659	14:44:45.516	
5 -	29.179	105.0	56.793	93.5	32.860	82.8	1:58.832 (3)	81.55	2.167	14:46:44.348	
6 -	29.253	105.3	56.613	93.3	31.897	<b>98.5</b>	1:57.763 (2)	82.29	1.098	14:48:42.111	
7 -	28.810	102.4	58.589	<b>94.1</b>	32.750	96.1	2:00.149	80.66	3.484	14:50:42.260	
8 -	<b>28.411</b>	105.6	<b>56.381</b>	92.4	<b>31.873</b>	97.2	<b>1:56.665 (1)</b>	<b>83.06</b>		<b>14:52:38.925</b>	

<b>P19</b>	<b>16</b>	<b>Laura TILLETT</b>					Golf - Team Hard Racing				
IDEAL LAP TIME : 1:56.931		BEST LAP TIME : 1:57.053			DIFFERENCE : 0.122						
LAP	SECTOR 1		SECTOR 2		SECTOR 3		LAP TIME	MPH	DIFF	TIME OF DAY	
1 -		104.6	1:01.719	90.5	34.155	79.7	2:16.034	71.24	18.981	14:38:44.856	
2 -	30.245	105.0	58.462	89.9	33.310	96.1	2:02.017	79.42	4.964	14:40:46.873	
3 -	29.751	105.1	57.162	90.9	32.120	98.3	1:59.033	81.41	1.980	14:42:45.906	
4 -	29.687	106.8	58.524	89.8	32.774	98.3	2:00.985	80.10	3.932	14:44:46.891	
5 -	29.103	107.2	57.046	91.1	32.195	97.9	1:58.344 (3)	81.89	1.291	14:46:45.235	
6 -	28.757	108.0	57.122	91.8	32.261	98.2	1:58.140 (2)	82.03	1.087	14:48:43.375	
7 -	<b>28.300</b>	<b>108.2</b>	58.487	<b>92.4</b>	32.768	98.2	1:59.555	81.06	2.502	14:50:42.930	
8 -	28.422	108.0	<b>56.589</b>	91.8	<b>32.042</b>	<b>98.5</b>	<b>1:57.053 (1)</b>	<b>82.79</b>		<b>14:52:39.983</b>	

<b>P20</b>	<b>12</b>	<b>Michael EPPS</b>					Golf - Team Hard Racing				
IDEAL LAP TIME : 1:56.297		BEST LAP TIME : 1:56.297			DIFFERENCE : 0.000						
LAP	SECTOR 1		SECTOR 2		SECTOR 3		LAP TIME	MPH	DIFF	TIME OF DAY	
1 -		101.6	58.931	87.0	32.807	93.8	2:10.547	74.23	14.250	14:38:39.369	
2 -	29.133	103.4	56.594	<b>87.8</b>	32.734	93.8	1:58.461	81.81	2.164	14:40:37.830	
3 -	44.648	86.7	58.030	87.3	33.738	92.5	2:16.416	71.04	20.119	14:42:54.246	
4 -	28.865	103.8	58.541	86.5	33.344	<b>94.5</b>	2:00.750	80.25	4.453	14:44:54.996	
5 -	29.450	102.1	57.083	87.1	32.441	93.9	1:58.974	81.45	2.677	14:46:53.970	

Weather / Track : Cloudy / Dry

Oulton Park International  
Circuit Length = 2.6920 miles  
Start: 14:36 Flag 14:51 End: 14:54

# Milltek Sport Volkswagen Racing Cup

## RACE 2 - ROUND 1 - SECTOR ANALYSIS

SECTOR 1 = FL to I1, SECTOR 2 = I1 to I2, SECTOR 3 = I2 to FL, DIFF = Difference To Personal Best Lap

6 -	28.587	<b>104.0</b>	55.986	87.7	32.473	93.7	1:57.046 (3)	82.79	0.749	14:48:51.016
7 -	28.370	103.8	56.044	87.7	32.431	94.2	1:56.845 (2)	82.94	0.548	14:50:47.861
<b>8 -</b>	<b>28.309</b>	103.5	<b>55.766</b>	<b>87.8</b>	<b>32.222</b>	94.3	<b>1:56.297 (1)</b>	<b>83.33</b>		<b>14:52:44.158</b>

<b>P21</b>	<b>80</b>	<b>Peter DAVIES</b>				Golf - Team Hard Racing				
IDEAL LAP TIME : 2:00.302		BEST LAP TIME : 2:00.591			DIFFERENCE : 0.289					
LAP	SECTOR 1		SECTOR 2		SECTOR 3		LAP TIME	MPH	DIFF	TIME OF DAY
1 -		104.8	1:01.754	90.5	33.785	98.2	2:17.680	70.38	17.089	14:38:46.502
2 -	30.206	105.6	59.147	90.1	33.442	98.9	2:02.795	78.92	2.204	14:40:49.297
3 -	30.591	104.0	59.354	90.0	33.163	99.1	2:03.108	78.72	2.517	14:42:52.405
4 -	29.904	106.6	58.934	90.8	33.266	99.1	2:02.104	79.36	1.513	14:44:54.509
5 -	29.485	106.3	59.078	<b>91.4</b>	33.246	98.5	2:01.809	79.56	1.218	14:46:56.318
6 -	29.730	<b>107.0</b>	<b>58.111</b>	90.6	32.890	<b>99.2</b>	2:00.731 (2)	80.27	0.140	14:48:57.049
7 -	29.472	106.1	58.961	90.8	<b>32.786</b>	98.5	2:01.219 (3)	79.94	0.628	14:50:58.268
<b>8 -</b>	<b>29.405</b>	106.5	58.195	90.6	32.991	97.3	<b>2:00.591 (1)</b>	<b>80.36</b>		<b>14:52:58.859</b>

<b>P22</b>	<b>52</b>	<b>Karolis STANIUKYNAS</b>				Golf - Team Hard Racing				
IDEAL LAP TIME : 1:59.436		BEST LAP TIME : 2:00.477			DIFFERENCE : 1.041					
LAP	SECTOR 1		SECTOR 2		SECTOR 3		LAP TIME	MPH	DIFF	TIME OF DAY
1 -		103.8	1:01.647	89.1	33.832	<b>100.7</b>	2:18.206	70.12	17.729	14:38:47.028
2 -	30.512	107.7	58.665	88.6	33.501	100.1	2:02.678	78.99	2.201	14:40:49.706
3 -	31.075	106.0	58.845	91.3	34.763	93.0	2:04.683	77.72	4.206	14:42:54.389
4 -	30.782	108.2	57.588	92.4	33.367	100.6	2:01.737	79.60	1.260	14:44:56.126
5 -	30.041	107.8	57.684	<b>92.5</b>	33.439	100.6	2:01.164	79.98	0.687	14:46:57.290
6 -	30.028	108.2	<b>57.125</b>	89.5	33.332	100.1	2:00.485 (2)	80.43	0.008	14:48:57.775
7 -	<b>29.559</b>	<b>108.5</b>	58.451	92.3	<b>32.752</b>	100.1	2:00.762 (3)	80.25	0.285	14:50:58.537
<b>8 -</b>	29.981	107.0	57.664	91.5	32.832	100.4	<b>2:00.477 (1)</b>	<b>80.44</b>		<b>14:52:59.014</b>

<b>P23</b>	<b>20</b>	<b>Damani MARCANO</b>				Golf - Team Hard Racing				
IDEAL LAP TIME : 1:58.463		BEST LAP TIME : 1:58.671			DIFFERENCE : 0.208					
LAP	SECTOR 1		SECTOR 2		SECTOR 3		LAP TIME	MPH	DIFF	TIME OF DAY
1 -		104.3	1:01.972	89.7	34.425	96.9	2:22.663	67.93	23.992	14:38:51.485
2 -	30.758	104.8	1:00.675	89.1	33.807	98.2	2:05.240	77.38	6.569	14:40:56.725
3 -	29.513	106.6	59.996	90.0	33.587	97.8	2:03.096	78.72	4.425	14:42:59.821
4 -	30.045	106.5	59.014	90.9	32.818	<b>98.8</b>	2:01.877	79.51	3.206	14:45:01.698
5 -	29.611	105.1	57.922	90.3	<b>32.639</b>	98.3	2:00.172 (3)	80.64	1.501	14:47:01.870
<b>6 -</b>	28.931	<b>108.2</b>	<b>56.936</b>	91.8	32.804	<b>98.8</b>	<b>1:58.671 (1)</b>	<b>81.66</b>		<b>14:49:00.541</b>
7 -	29.454	107.0	58.906	90.0	33.418	<b>98.8</b>	2:01.778	79.58	3.107	14:51:02.319
<b>8 -</b>	<b>28.888</b>	107.0	57.490	<b>92.4</b>	32.724	<b>98.8</b>	1:59.102 (2)	81.36	0.431	14:53:01.421

<b>P24</b>	<b>44</b>	<b>Robin RILEY</b>				Scirocco - AWM/Safe & Sound				
IDEAL LAP TIME : 2:00.897		BEST LAP TIME : 2:01.099			DIFFERENCE : 0.202					
LAP	SECTOR 1		SECTOR 2		SECTOR 3		LAP TIME	MPH	DIFF	TIME OF DAY
1 -		103.0	1:00.876	91.6	34.744	98.9	2:26.571	66.11	25.472	14:38:55.393
2 -	30.371	104.5	58.892	92.1	33.886	<b>100.1</b>	2:03.149	78.69	2.050	14:40:58.542
3 -	30.030	104.6	58.191	92.5	34.045	99.7	2:02.266	79.26	1.167	14:43:00.808
4 -	30.177	104.0	59.064	<b>92.8</b>	34.115	99.2	2:03.356	78.56	2.257	14:45:04.164
5 -	29.950	104.3	58.013	92.5	33.648	99.8	2:01.611 (3)	79.69	0.512	14:47:05.775
6 -	30.208	<b>106.0</b>	57.823	92.4	<b>33.412</b>	99.7	2:01.443 (2)	79.80	0.344	14:49:07.218
7 -	29.812	103.5	58.441	92.1	33.588	99.4	2:01.841	79.54	0.742	14:51:09.059
<b>8 -</b>	<b>29.778</b>	103.8	<b>57.707</b>	92.1	33.614	98.3	<b>2:01.099 (1)</b>	<b>80.02</b>		<b>14:53:10.158</b>

<b>P25</b>	<b>29</b>	<b>Chris PANAYIOTOU</b>				Scirocco - Slidesports				
IDEAL LAP TIME : 1:52.971		BEST LAP TIME : 1:53.447			DIFFERENCE : 0.476					
LAP	SECTOR 1		SECTOR 2		SECTOR 3		LAP TIME	MPH	DIFF	TIME OF DAY
1 -		107.8	55.853	95.3	31.136	101.5	2:02.682	78.99	9.235	14:38:31.504
<b>2 -</b>	27.875	<b>110.0</b>	54.440	95.1	<b>31.132</b>	<b>101.9</b>	<b>1:53.447 (1)</b>	<b>85.42</b>		<b>14:40:24.951</b>
3 -	27.910	<b>110.0</b>	54.943	95.0	31.201	101.3	1:54.054	84.97	0.607	14:42:19.005
4 -	28.125	108.7	54.240	<b>95.4</b>	31.232	101.3	1:53.597 (2)	85.31	0.150	14:44:12.602

Weather / Track : Cloudy / Dry

Oulton Park International  
Circuit Length = 2.6920 miles  
Start: 14:36 Flag 14:51 End: 14:54

# Milltek Sport Volkswagen Racing Cup

## RACE 2 - ROUND 1 - SECTOR ANALYSIS

SECTOR 1 = FL to I1, SECTOR 2 = I1 to I2, SECTOR 3 = I2 to FL, DIFF = Difference To Personal Best Lap

5 -	27.917	109.6	54.219	94.9	31.566	101.3	1:53.702 (3)	85.23	0.255	14:46:06.304
6 -	<b>27.670</b>	109.6	<b>54.169</b>	95.1	32.520	100.4	1:54.359	84.74	0.912	14:48:00.663

<b>P26</b>	<b>7</b>	<b>Paul DEHADRAY</b>				Scirocco - JW Bird Motorsport				
IDEAL LAP TIME : 1:59.063		BEST LAP TIME : 1:59.602			DIFFERENCE : 0.539					
LAP	SECTOR 1		SECTOR 2		SECTOR 3		LAP TIME	MPH	DIFF	TIME OF DAY
1 -	105.8	1:01.562	92.9	33.174	98.1	2:15.549	71.49	15.947	14:38:44.371	
<b>2 -</b>	29.880	106.5	<b>57.282</b>	93.3	32.440	<b>1:59.602 (1)</b>	<b>81.02</b>		<b>14:40:43.973</b>	
3 -	29.840	107.7	58.284	<b>93.5</b>	<b>32.380</b>	<b>101.3</b>	2:00.504 (2)	80.42	0.902	14:42:44.477
4 -	29.938	<b>107.8</b>	58.986	89.4	33.070	96.5	2:01.994	79.44	2.392	14:44:46.471
5 -	<b>29.401</b>	104.8	58.175	88.8	33.763	76.8	2:01.339 (3)	79.86	1.737	14:46:47.810

# Milltek Sport Volkswagen Racing Cup

## RACE 2 - ROUND 1 - LAP CHART

LAP 1 @ 14:38:27.082			LAP 2 @ 14:40:19.244			LAP 3 @ 14:42:12.078			LAP 4 @ 14:44:04.657			LAP 5 @ 14:45:56.821		
NO	BEHIND	LAP TIME	NO	BEHIND	LAP TIME	NO	BEHIND	LAP TIME	NO	BEHIND	LAP TIME	NO	BEHIND	LAP TIME
6		1:58.260	6		1:52.162	6		1:52.834	6		1:52.579	6		1:52.164
8	1.312	1:59.572	8	2.190	1:53.040	8	2.312	1:52.956	8	2.279	1:52.546	8	2.401	1:52.286
22	2.476	2:00.736	33	3.093	1:52.634	33	2.750	1:52.491	33	2.816	1:52.645	33	3.006	1:52.354
33	2.621	2:00.881	22	3.614	1:53.300	22	3.228	1:52.448	22	3.219	1:52.570	22	3.275	1:52.220
3	2.981	2:01.241	3	4.813	1:53.994	9	6.399	1:54.127	9	6.347	1:52.527	9	6.726	1:52.543
9	3.688	2:01.948	9	5.106	1:53.580	29	6.927	1:54.054	29	7.945	1:53.597	29	9.483	1:53.702
29	4.422	2:02.682	29	5.707	1:53.447	3	7.072	1:55.093	99	8.392	1:53.659	1	9.893	1:53.405
99	4.789	2:03.049	99	6.290	1:53.663	99	7.312	1:53.856	1	8.652	1:53.578	99	10.581	1:54.353
1	5.436	2:03.696	1	6.843	1:53.569	1	7.653	1:53.644	3	10.118	1:55.625	26	11.753	1:53.442
26	6.055	2:04.315	26	8.068	1:54.175	26	9.231	1:53.997	26	10.475	1:53.823	19	13.409	1:54.095
19	6.753	2:05.013	19	8.764	1:54.173	19	10.055	1:54.125	19	11.478	1:54.002	3	13.665	1:55.711
55	9.713	2:07.973	55	13.269	1:55.718	55	16.017	1:55.582	55	19.044	1:55.606	55	22.169	1:55.289
24	10.332	2:08.592	24	15.916	1:57.746	24	20.019	1:56.937	24	24.415	1:56.975	24	29.176	1:56.925
77	10.867	2:09.127	77	18.242	1:59.537	77	29.008	2:03.600	77	35.746	1:59.317	40	41.820	1:57.052
31	11.529	2:09.789	12	18.586	1:58.461	42	29.686	2:02.712	42	36.686	1:59.579	77	42.644	1:59.062
12	12.287	2:10.547	31	19.062	1:59.695	31	30.373	2:04.145	40	36.932	1:58.911	42	43.333	1:58.811
42	12.884	2:11.144	42	19.808	1:59.086	40	30.600	2:03.386	31	37.621	1:59.827	31	44.031	1:58.574
40	13.148	2:11.408	40	20.048	1:59.062	66	32.114	2:00.748	69	39.947	1:59.858	69	44.225	1:56.442
66	16.001	2:14.261	66	24.200	2:00.361	7	32.399	2:00.504	66	40.859	2:01.324	66	47.527	1:58.832
7	17.289	2:15.549	7	24.729	1:59.602	69	32.668	2:00.591	7	41.814	2:01.994	16	48.414	1:58.344
69	17.628	2:15.888	69	24.911	1:59.445	16	33.828	1:59.033	16	42.234	2:00.985	7	50.989	2:01.339
16	17.774	2:16.034	16	27.629	2:02.017	80	40.327	2:03.108	80	49.852	2:02.104	12	57.149	1:58.974
80	19.420	2:17.680	80	30.053	2:02.795	12	42.168	2:16.416	12	50.339	2:00.750	80	59.497	2:01.809
52	19.946	2:18.206	52	30.462	2:02.678	52	42.311	2:04.683	52	51.469	2:01.737	52	1:00.469	2:01.164
20	24.403	2:22.663	20	37.481	2:05.240	20	47.743	2:03.096	20	57.041	2:01.877	20	1:05.049	2:00.172
44	28.311	2:26.571	44	39.298	2:03.149	44	48.730	2:02.266	44	59.507	2:03.356	44	1:08.954	2:01.611

Weather / Track : Cloudy / Dry

Oulton Park International  
 Circuit Length = 2.6920 miles  
 Start: 14:36 Flag 14:51 End: 14:54

# Milltek Sport Volkswagen Racing Cup

## RACE 2 - ROUND 1 - LAP CHART

LAP 6 @ 14:47:49.359			LAP 7 @ 14:49:41.470			LAP 8 @ 14:51:34.082		
NO	BEHIND	LAP TIME	NO	BEHIND	LAP TIME	NO	BEHIND	LAP TIME
6		1:52.538	6		1:52.111	6		1:52.612
8	2.058	1:52.195	8	2.118	1:52.171	8	2.290	1:52.784
33	2.828	1:52.360	33	3.381	1:52.664	22	3.838	1:52.955
22	3.150	1:52.413	22	3.495	1:52.456	33	4.703	1:53.934
9	6.934	1:52.746	9	7.095	1:52.272	9	6.860	1:52.377
1	10.553	1:53.198	1	12.521	1:54.079	1	14.243	1:54.334
29	11.304	1:54.359	26	14.618	1:53.896	26	15.804	1:53.798
99	11.315	1:53.272	99	14.888	1:55.684	99	16.157	1:53.881
26	12.833	1:53.618	19	16.046	1:53.569	19	17.258	1:53.824
19	14.588	1:53.717	3	19.448	1:55.410	3	21.908	1:55.072
3	16.149	1:55.022	55	28.535	1:55.520	55	31.473	1:55.550
55	25.126	1:55.495	24	39.635	1:57.574	24	44.891	1:57.868
24	34.172	1:57.534	40	51.916	1:58.128	40	56.092	1:56.788
40	45.899	1:56.617	42	52.408	1:56.548	42	56.369	1:56.573
42	47.971	1:57.176	77	55.420	1:59.184	77	1:01.435	1:58.627
77	48.347	1:58.241	31	56.243	1:58.534	31	1:01.947	1:58.316
31	49.820	1:58.327	69	56.420	1:58.555	69	1:02.337	1:58.529
69	49.976	1:58.289	66	1:00.790	2:00.149	66	1:04.843	1:56.665
66	52.752	1:57.763	16	1:01.460	1:59.555	16	1:05.901	1:57.053
16	54.016	1:58.140	12	1:06.391	1:56.845	12	1:10.076	1:56.297
12	1:01.657	1:57.046	80	1:16.798	2:01.219	80	1:24.777	2:00.591
80	1:07.690	2:00.731	52	1:17.067	2:00.762	52	1:24.932	2:00.477
52	1:08.416	2:00.485	20	1:20.849	2:01.778	20	1:27.339	1:59.102
20	1:11.182	1:58.671	44	1:27.589	2:01.841	44	1:36.076	2:01.099
44	1:17.859	2:01.443						

Weather / Track : Cloudy / Dry

# Milltek Sport Volkswagen Racing Cup

## RACE 2 - ROUND 1 - POSITION CHART

No	Name	Lap								
		Pos	1	2	3	4	5	6	7	8
1	FULBROOK	1	6	6	6	6	6	6	6	6
3	HOUSE	2	8	8	8	8	8	8	8	8
6	SUTTON	3	22	33	33	33	33	33	33	22
7	DEHADRAY	4	33	22	22	22	22	22	22	33
8	MASON	5	3	3	9	9	9	9	9	9
9	MCMILLAN	6	9	9	29	29	29	1	1	1
12	EPPS	7	29	29	3	99	1	29	26	26
16	TILLET	8	99	99	99	1	99	99	99	99
19	THOMPSON	9	1	1	1	3	26	26	19	19
20	MARCANO	10	26	26	26	26	19	19	3	3
22	FULLER	11	19	19	19	19	3	3	55	55
24	RUDD	12	55	55	55	55	55	55	24	24
26	ALLEN	13	24	24	24	24	24	24	40	40
29	PANAYIOTOU	14	77	77	77	77	40	40	42	42
31	WILSON	15	31	12	42	42	77	42	77	77
33	ORROCK	16	12	31	31	40	42	77	31	31
40	TOMLINSON	17	42	42	40	31	31	31	69	69
42	MORRIS	18	40	40	66	69	69	69	66	66
44	RILEY	19	66	66	7	66	66	66	16	16
52	STANIUKYNAS	20	7	7	69	7	16	16	12	12
55	DEATON	21	69	69	16	16	7	12	80	80
66	LITTLER	22	16	16	80	80	12	80	52	52
69	CLYNES	23	80	80	12	12	80	52	20	20
77	SMITH	24	52	52	52	52	52	20	44	44
80	DAVIES	25	20	20	20	20	20	44		
99	WALKER-TULLY	26	44	44	44	44	44			

Weather / Track : Cloudy / Dry

Results can be found at [www.tsl-timing.com](http://www.tsl-timing.com)

Oulton Park International  
 Circuit Length = 2.6920 miles  
 Start: 14:36 Flag 14:51 End: 14:54

Printed - 14:56 Saturday, 04 April 2015

# Milltek Sport Volkswagen Racing Cup

## RACE 2 - ROUND 1 - BEST SPEEDS

POS	INTERMEDIATE 1			INTERMEDIATE 2			FINISH LINE		
	NO	NAME	MPH	NO	NAME	MPH	NO	NAME	MPH
1	9	MCMILLAN	112.7	8	MASON	96.8	8	MASON	103.5
2	8	MASON	111.2	9	MCMILLAN	96.8	9	MCMILLAN	103.5
3	99	WALKER-TULLY	111.2	99	WALKER-TULLY	96.5	6	SUTTON	102.2
4	22	FULLER	111.1	6	SUTTON	95.7	29	PANAYIOTOU	101.9
5	6	SUTTON	110.9	29	PANAYIOTOU	95.4	99	WALKER-TULLY	101.9
6	26	ALLEN	110.3	1	FULBROOK	95.3	7	DEHADRAY	101.3
7	33	ORROCK	110.3	22	FULLER	95.1	22	FULLER	101.2
8	29	PANAYIOTOU	110.0	33	ORROCK	94.7	42	MORRIS	101.2
9	3	HOUSE	109.8	26	ALLEN	94.5	33	ORROCK	101.0
10	19	THOMPSON	109.6	69	CLYNES	94.2	55	DEATON	101.0
11	55	DEATON	109.4	42	MORRIS	94.1	40	TOMLINSON	100.9
12	31	WILSON	109.1	66	LITTLER	94.1	26	ALLEN	100.7
13	1	FULBROOK	108.5	7	DEHADRAY	93.5	52	STANIUKYNAS	100.7
14	52	STANIUKYNAS	108.5	55	DEATON	93.4	69	CLYNES	100.7
15	69	CLYNES	108.5	40	TOMLINSON	92.9	77	SMITH	100.3
16	16	TILLET	108.2	44	RILEY	92.8	1	FULBROOK	100.1
17	20	MARCANO	108.2	3	HOUSE	92.6	44	RILEY	100.1
18	40	TOMLINSON	108.2	19	THOMPSON	92.5	3	HOUSE	99.7
19	7	DEHADRAY	107.8	52	STANIUKYNAS	92.5	31	WILSON	99.2
20	42	MORRIS	107.8	16	TILLET	92.4	80	DAVIES	99.2
21	66	LITTLER	107.3	20	MARCANO	92.4	19	THOMPSON	98.8
22	80	DAVIES	107.0	77	SMITH	92.1	20	MARCANO	98.8
23	24	RUDD	106.6	31	WILSON	92.0	16	TILLET	98.5
24	77	SMITH	106.6	80	DAVIES	91.4	66	LITTLER	98.5
25	44	RILEY	106.0	24	RUDD	89.0	24	RUDD	96.2
26	12	EPPS	104.0	12	EPPS	87.8	12	EPPS	94.5

Weather / Track : Cloudy / Dry

Results can be found at [www.tsl-timing.com](http://www.tsl-timing.com)

Oulton Park International  
 Circuit Length = 2.6920 miles  
 Start: 14:36 Flag 14:51 End: 14:54

Printed - 14:55 Saturday, 04 April 2015

# Milltek Sport Volkswagen Racing Cup

## RACE 2 - ROUND 1 - BEST SECTORS

SECTOR 1			SECTOR 2			SECTOR 3			IDEAL / BEST COMPARISON						
POS	NO	NAME	TIME	NO	NAME	TIME	NO	NAME	TIME	POS	NO	NAME	IDEAL	BEST	DIFF
													<b>PERFECT LAP</b>	<b>1:51.325</b>	
1	22	FULLER	27.328	6	SUTTON	53.247	6	SUTTON	30.750	1	22	FULLER	1:51.520	1:52.220	0.700
2	33	ORROCK	27.478	22	FULLER	53.275	8	MASON	30.788	2	6	SUTTON	1:51.774	1:52.111	0.337
3	9	MCMILLAN	27.609	9	MCMILLAN	53.530	9	MCMILLAN	30.869	3	33	ORROCK	1:51.913	1:52.354	0.441
4	8	MASON	27.621	33	ORROCK	53.533	33	ORROCK	30.902	4	9	MCMILLAN	1:52.008	1:52.272	0.264
5	19	THOMPSON	27.649	8	MASON	53.607	22	FULLER	30.917	5	8	MASON	1:52.016	1:52.171	0.155
6	29	PANAYIOTOU	27.670	1	FULBROOK	53.771	3	HOUSE	31.094	6	1	FULBROOK	1:52.770	1:53.198	0.428
7	26	ALLEN	27.713	99	WALKER-TULLY	54.095	1	FULBROOK	31.118	7	29	PANAYIOTOU	1:52.971	1:53.447	0.476
8	99	WALKER-TULLY	27.714	29	PANAYIOTOU	54.169	29	PANAYIOTOU	31.132	8	99	WALKER-TULLY	1:53.064	1:53.272	0.208
9	6	SUTTON	27.777	26	ALLEN	54.304	26	ALLEN	31.174	9	26	ALLEN	1:53.191	1:53.442	0.251
10	1	FULBROOK	27.881	3	HOUSE	54.340	99	WALKER-TULLY	31.255	10	19	THOMPSON	1:53.466	1:53.569	0.103
11	3	HOUSE	28.042	19	THOMPSON	54.354	19	THOMPSON	31.463	11	3	HOUSE	1:53.476	1:53.994	0.518
12	55	DEATON	28.185	69	CLYNES	55.032	55	DEATON	31.714	12	55	DEATON	1:55.078	1:55.289	0.211
13	16	TILLET	28.300	55	DEATON	55.179	66	LITTLER	31.873	13	40	TOMLINSON	1:56.012	1:56.617	0.605
14	12	EPPS	28.309	40	TOMLINSON	55.457	31	WILSON	31.994	14	42	MORRIS	1:56.191	1:56.548	0.357
15	24	RUDD	28.377	42	MORRIS	55.539	16	TILLET	32.042	15	12	EPPS	1:56.297	1:56.297	0.000
16	66	LITTLER	28.411	12	EPPS	55.766	77	SMITH	32.053	16	69	CLYNES	1:56.341	1:56.442	0.101
17	40	TOMLINSON	28.449	24	RUDD	55.957	42	MORRIS	32.059	17	24	RUDD	1:56.591	1:56.925	0.334
18	42	MORRIS	28.593	66	LITTLER	56.381	40	TOMLINSON	32.106	18	66	LITTLER	1:56.665	1:56.665	0.000
19	31	WILSON	28.874	77	SMITH	56.478	69	CLYNES	32.109	19	16	TILLET	1:56.931	1:57.053	0.122
20	20	MARCANO	28.888	16	TILLET	56.589	12	EPPS	32.222	20	31	WILSON	1:57.480	1:58.316	0.836
21	69	CLYNES	29.200	31	WILSON	56.612	24	RUDD	32.257	21	77	SMITH	1:57.752	1:58.241	0.489
22	77	SMITH	29.221	20	MARCANO	56.936	7	DEHADRAY	32.380	22	20	MARCANO	1:58.463	1:58.671	0.208
23	7	DEHADRAY	29.401	52	STANIUKYNAS	57.125	20	MARCANO	32.639	23	7	DEHADRAY	1:59.063	1:59.602	0.539
24	80	DAVIES	29.405	7	DEHADRAY	57.282	52	STANIUKYNAS	32.752	24	52	STANIUKYNAS	1:59.436	2:00.477	1.041
25	52	STANIUKYNAS	29.559	44	RILEY	57.707	80	DAVIES	32.786	25	80	DAVIES	2:00.302	2:00.591	0.289
26	44	RILEY	29.778	80	DAVIES	58.111	44	RILEY	33.412	26	44	RILEY	2:00.897	2:01.099	0.202

Weather / Track : Cloudy / Dry

Results can be found at [www.tsl-timing.com](http://www.tsl-timing.com)


Oulton Park International  
 Circuit Length = 2.6920 miles  
 Start: 14:36 Flag 14:51 End: 14:54

Printed - 14:55 Saturday, 04 April 2015

## Milltek Sport Volkswagen Racing Cup RACE 6 - ROUND 2 - GRID

ROW 14	27	<b>5</b> Cameron THOMPSON	28	<b>51</b> Simon ANDREWS
ROW 13	25	<b>29</b> Chris PANAYIOTOU	26	<b>7</b> Paul DEHADRAY
ROW 12	23	<b>20</b> Damani MARCANO	24	<b>44</b> Robin RILEY
ROW 11	21	<b>80</b> Peter DAVIES	22	<b>52</b> Karolis STANIUKYNAS
ROW 10	19	<b>16</b> Laura TILLET	20	<b>12</b> Michael EPPS
ROW 9	17	<b>69</b> Mark CLYNES	18	<b>66</b> Pete LITTLER
ROW 8	15	<b>77</b> Mark SMITH	16	<b>31</b> Matthew WILSON
ROW 7	13	<b>40</b> Simon TOMLINSON	14	<b>42</b> Phil MORRIS
ROW 6	11	<b>55</b> Simon DEATON	12	<b>24</b> Simon RUDD
ROW 5	9	<b>19</b> Bobby THOMPSON	10	<b>3</b> Phil HOUSE
ROW 4	7	<b>26</b> Lee ALLEN	8	<b>99</b> Jack WALKER-TULLY
ROW 3	5	<b>8</b> Aaron MASON	6	<b>6</b> David SUTTON
ROW 2	3	<b>33</b> Lucas ORROCK	4	<b>22</b> Howard FULLER
ROW 1	1	<b>1</b> Joe FULBROOK	2	<b>9</b> Joe MCMILLAN

**Pole**



Oulton Park International  
Circuit Length = 2.6920 miles

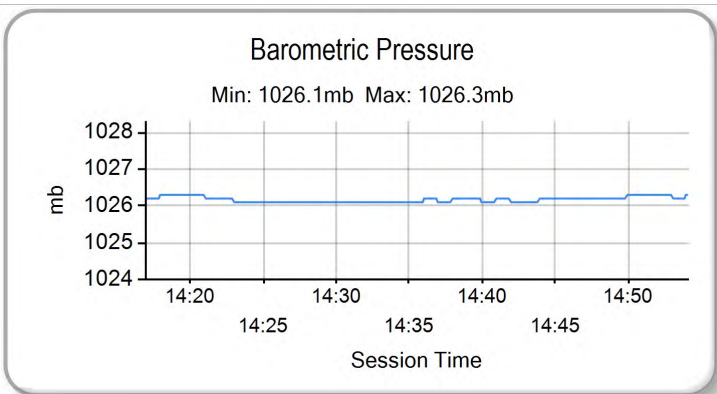
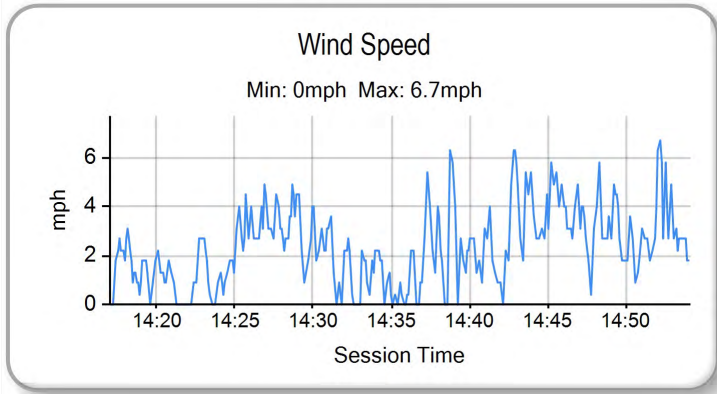
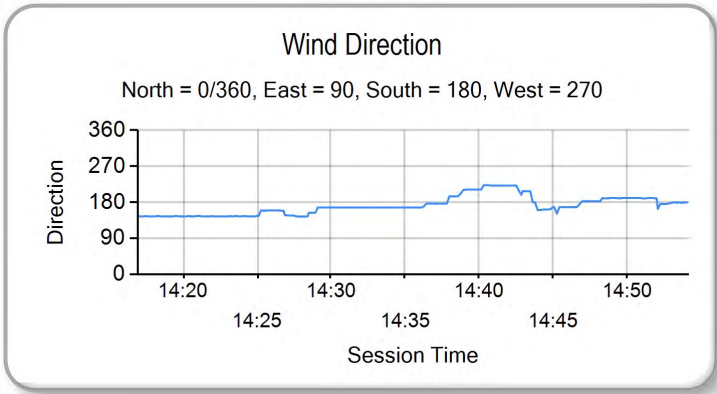
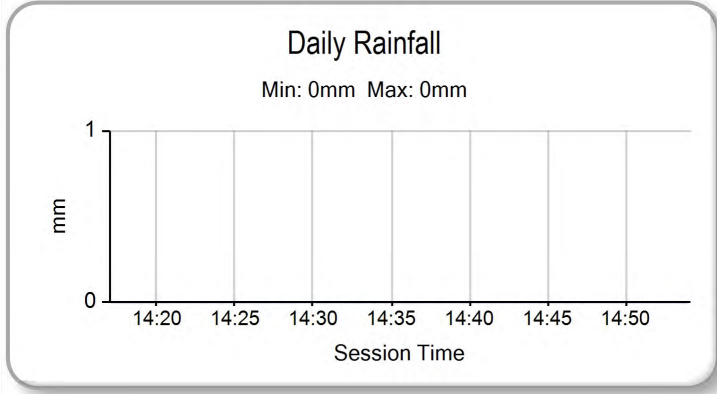
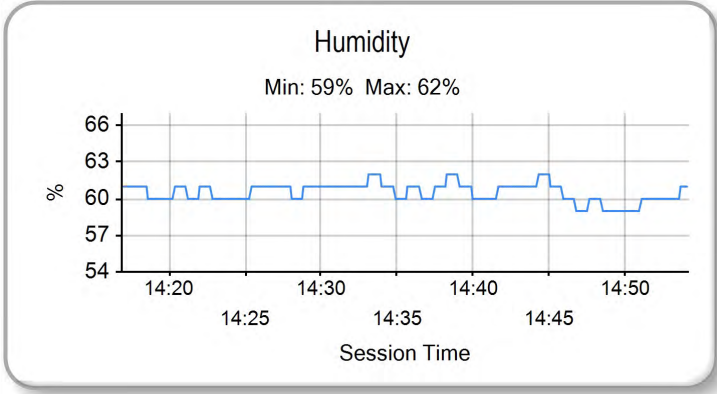
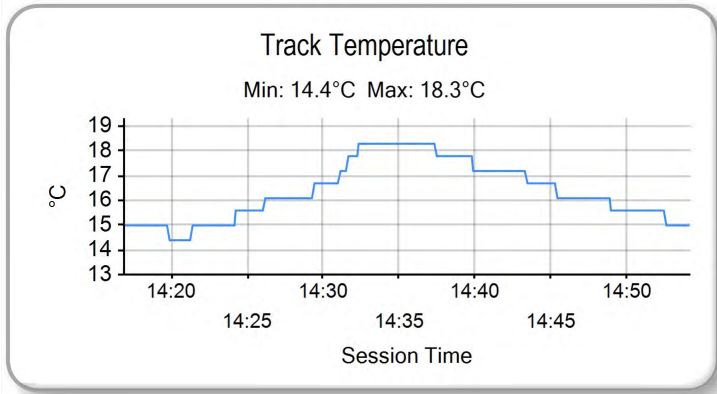
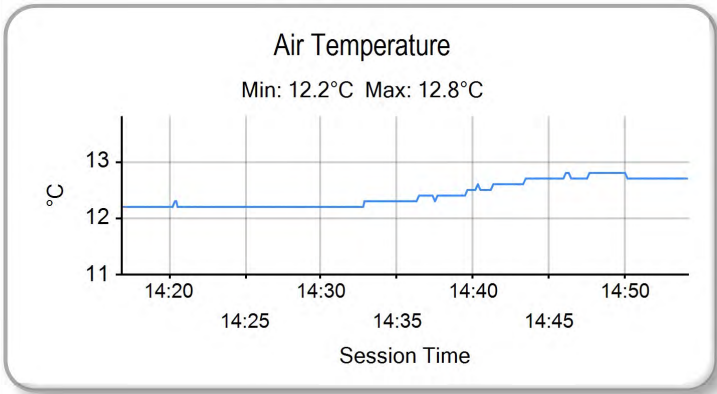
**These results are provisional until the conclusion of any judicial and technical matters.**

Clerk Of Course :

Timekeeper :

# Milltek Sport Volkswagen Racing Cup

## RACE 2 - ROUND 1 - WEATHER CONDITIONS



Weather / Track : Cloudy / Dry

Results can be found at [www.tsl-timing.com](http://www.tsl-timing.com)

Oulton Park International  
 Circuit Length = 2.6920 miles  
 Start: 14:36 Flag 14:51 End: 14:54

Printed - 14:57 Saturday, 04 April 2015

## Milltek Sport Volkswagen Racing Cup

### RACE 6 - ROUND 2 - CLASSIFICATION - AMENDED

POS	NO	NAME	ENTRY	LAPS	TIME	GAP	DIFF	MPH	BEST	ON
1	9	Joe MCMILLAN	Scirocco - Cobra Engineering	11	20:52.766			85.09	1:51.541	7
2	6	David SUTTON	Scirocco - Slidesports	11	20:53.484	0.718	0.718	85.04	1:51.617	7
3	22	Howard FULLER	Golf - Team Hard Racing	11	20:55.336	2.570	1.852	84.92	1:51.510	8
4	8	Aaron MASON	Scirocco - AWM Motorsport	11	20:56.141	3.375	0.805	84.86	1:51.418	8
5	1*	Joe FULBROOK	Golf - AWM/Safe & Sound	11	20:59.338	6.572	3.197	84.65	1:52.255	7
6	99	Jack WALKER-TULLY	Scirocco - Cooke & Mason	11	21:01.884	9.118	2.546	84.48	1:52.243	10
7	26	Lee ALLEN	Scirocco - Maximum Motorsport	11	21:02.255	9.489	0.371	84.45	1:52.414	10
8	3	Phil HOUSE	Scirocco - PH Motorsport	11	21:04.286	11.520	2.031	84.31	1:52.462	7
9	33*	Lucas ORROCK	Scirocco - Milltek Sport	11	21:13.893	21.127	9.607	83.68	1:52.721	5
10	19	Bobby THOMPSON	Golf - Team Hard Racing	11	21:18.233	25.467	4.340	83.39	1:53.769	5
11	55	Simon DEATON	Scirocco - Maximum Motorsport	11	21:26.717	33.951	8.484	82.84	1:54.674	11
12	69	Mark CLYNES	Scirocco - JW Bird Motorsport	11	21:40.516	47.750	13.799	81.97	1:55.124	11
13	40	Simon TOMLINSON	Golf - AWM Motorsport	11	21:41.027	48.261	0.511	81.93	1:55.177	11
14	12	Michael EPPS	Golf - Team Hard Racing	11	21:43.810	51.044	2.783	81.76	1:55.718	11
15	31	Matthew WILSON	Golf - Complete Racing	11	21:50.739	57.973	6.929	81.33	1:55.732	10
16	16	Laura TILLET	Golf - Team Hard Racing	11	22:10.768	1:18.002	20.029	80.10	1:56.443	10
17	7	Paul DEHADRAY	Scirocco - JW Bird Motorsport	11	22:11.272	1:18.506	0.504	80.07	1:55.717	11
18	77	Mark SMITH	Scirocco - Infront Motorsport	11	22:22.528	1:29.762	11.256	79.40	1:58.902	9
19	80	Peter DAVIES	Golf - Team Hard Racing	10	20:56.027	1 Lap	1 Lap	77.15	2:00.878	6
20	52	Karolis STANIUKYNAS	Golf - Team Hard Racing	10	21:38.820	1 Lap	42.793	74.61	2:03.543	10
21	20	Damani MARCANO	Golf - Team Hard Racing	10	22:05.208	1 Lap	26.388	73.13	1:59.630	5

#### NOT CLASSIFIED

DNF	5	Cameron THOMPSON	Scirocco - Maximum Motorsport	5	10:51.412	6 Laps	5 Laps	74.38	2:02.893	4
DNF	24	Simon RUDD	Golf - Team Hard Racing	1	2:15.952	10 Laps	4 Laps	71.28	2:15.952	1
DQ	42*	Phil MORRIS	Golf - KPM Racing	0						

#### FASTEST LAP

8	Aaron MASON	Scirocco - AWM Motorsport	8	1:51.418	86.98 mph	139.98 kph
---	-------------	---------------------------	---	----------	-----------	------------

\* Car 42 - Excluded, technical infringement.

\* Cars 1 & 33 - Formal reprimand & 2 penalty points on licence for driving in a manner incompatible with safety.

Weather / Track : Cloudy / Dry

These results are provisional until the conclusion of any judicial and technical matters.

Oulton Park International  
Circuit Length = 2.6920 miles  
Start: 10:03 Flag 10:24 End: 10:29

Clerk Of Course :	Timekeeper :
-------------------	--------------

# Milltek Sport Volkswagen Racing Cup

## RACE 6 - ROUND 2 - SECTOR ANALYSIS

SECTOR 1 = FL to I1, SECTOR 2 = I1 to I2, SECTOR 3 = I2 to FL, DIFF = Difference To Personal Best Lap

<b>P1</b>		<b>9</b>		<b>Joe MCMILLAN</b>		Scirocco - Cobra Engineering				
IDEAL LAP TIME : 1:51.035		BEST LAP TIME : 1:51.541		DIFFERENCE : 0.506						
LAP	SECTOR 1	SECTOR 2	SECTOR 3	LAP TIME	MPH	DIFF	TIME OF DAY			
1 -		107.3	56.397	94.3	31.853	100.9	2:04.529	77.82	12.988	10:05:56.860
2 -	28.845	110.5	55.552	95.1	31.231	<b>103.0</b>	1:55.628	83.81	4.087	10:07:52.488
3 -	28.336	110.9	54.747	96.0	31.092	102.7	1:54.175	84.88	2.634	10:09:46.663
4 -	28.153	110.3	54.122	96.4	31.335	102.6	1:53.610	85.30	2.069	10:11:40.273
5 -	28.059	111.4	53.940	96.0	30.778	102.1	1:52.777	85.93	1.236	10:13:33.050
6 -	28.015	109.2	54.130	96.4	30.796	101.8	1:52.941	85.80	1.400	10:15:25.991
7 -	27.661	111.1	53.226	<b>96.8</b>	<b>30.654</b>	101.6	<b>1:51.541 (1)</b>	<b>86.88</b>		<b>10:17:17.532</b>
8 -	27.330	111.2	53.210	96.5	31.071	102.2	1:51.611 (2)	86.83	0.070	10:19:09.143
9 -	27.714	110.7	53.306	<b>96.8</b>	30.704	102.6	1:51.724 (3)	86.74	0.183	10:21:00.867
10 -	<b>27.295</b>	<b>112.7</b>	53.815	96.5	31.005	101.8	1:52.115	86.44	0.574	10:22:52.982
11 -	27.708	112.0	<b>53.086</b>	96.5	31.321	102.6	1:52.115	86.44	0.574	10:24:45.097

<b>P2</b>		<b>6</b>		<b>David SUTTON</b>		Scirocco - Slidesports				
IDEAL LAP TIME : 1:51.547		BEST LAP TIME : 1:51.617		DIFFERENCE : 0.070						
LAP	SECTOR 1	SECTOR 2	SECTOR 3	LAP TIME	MPH	DIFF	TIME OF DAY			
1 -		107.5	56.679	95.0	31.614	102.2	2:04.786	77.66	13.169	10:05:57.117
2 -	28.929	109.8	55.403	95.1	31.476	102.1	1:55.808	83.68	4.191	10:07:52.925
3 -	28.252	111.2	54.656	94.6	31.038	<b>102.9</b>	1:53.946	85.05	2.329	10:09:46.871
4 -	28.163	111.8	54.051	95.1	31.336	102.2	1:53.550	85.34	1.933	10:11:40.421
5 -	28.049	112.2	54.096	95.8	30.846	102.1	1:52.991	85.77	1.374	10:13:33.412
6 -	27.911	112.0	54.140	95.7	30.816	102.2	1:52.867	85.86	1.250	10:15:26.279
7 -	27.617	112.0	53.234	96.0	30.766	<b>102.9</b>	<b>1:51.617 (1)</b>	<b>86.82</b>		<b>10:17:17.896</b>
8 -	27.643	111.6	<b>53.189</b>	95.4	30.998	102.1	1:51.830	86.66	0.213	10:19:09.726
9 -	<b>27.609</b>	111.4	53.379	95.5	<b>30.749</b>	102.6	1:51.737 (2)	86.73	0.120	10:21:01.463
10 -	27.635	112.0	53.348	95.5	30.803	102.6	1:51.786 (3)	86.69	0.169	10:22:53.249
11 -	27.659	<b>112.5</b>	53.380	<b>96.2</b>	31.527	101.2	1:52.566	86.09	0.949	10:24:45.815

<b>P3</b>		<b>22</b>		<b>Howard FULLER</b>		Golf - Team Hard Racing				
IDEAL LAP TIME : 1:51.181		BEST LAP TIME : 1:51.510		DIFFERENCE : 0.329						
LAP	SECTOR 1	SECTOR 2	SECTOR 3	LAP TIME	MPH	DIFF	TIME OF DAY			
1 -		108.0	56.734	95.7	31.474	<b>102.7</b>	2:07.388	76.07	15.878	10:05:59.719
2 -	28.076	110.9	55.017	87.6	31.938	102.1	1:55.031	84.24	3.521	10:07:54.750
3 -	27.898	111.2	54.786	95.3	31.282	101.2	1:53.966	85.03	2.456	10:09:48.716
4 -	28.521	110.0	53.654	<b>96.0</b>	30.887	100.7	1:53.062	85.71	1.552	10:11:41.778
5 -	27.655	<b>112.2</b>	53.520	95.3	30.825	102.2	1:52.000	86.52	0.490	10:13:33.778
6 -	27.977	110.5	54.783	95.5	30.881	101.9	1:53.641	85.27	2.131	10:15:27.419
7 -	27.548	111.2	53.406	95.5	30.996	102.1	1:51.950 (2)	86.56	0.440	10:17:19.369
8 -	27.601	110.9	<b>52.973</b>	95.5	30.936	100.9	<b>1:51.510 (1)</b>	<b>86.90</b>		<b>10:19:10.879</b>
9 -	<b>27.428</b>	109.6	53.769	95.3	<b>30.780</b>	102.6	1:51.977 (3)	86.54	0.467	10:21:02.856
10 -	28.171	109.8	53.328	94.7	30.906	100.7	1:52.405	86.21	0.895	10:22:55.261
11 -	27.465	110.3	53.740	94.9	31.201	100.9	1:52.406	86.21	0.896	10:24:47.667

<b>P4</b>		<b>8</b>		<b>Aaron MASON</b>		Scirocco - AWM Motorsport				
IDEAL LAP TIME : 1:51.175		BEST LAP TIME : 1:51.418		DIFFERENCE : 0.243						
LAP	SECTOR 1	SECTOR 2	SECTOR 3	LAP TIME	MPH	DIFF	TIME OF DAY			
1 -		107.7	57.182	95.8	31.790	101.8	2:05.700	77.09	14.282	10:05:58.031
2 -	28.479	108.2	56.174	90.8	31.600	<b>103.0</b>	1:56.253	83.36	4.835	10:07:54.284
3 -	28.061	109.8	54.944	96.5	31.389	101.3	1:54.394	84.71	2.976	10:09:48.678
4 -	28.275	109.2	53.670	95.5	30.964	101.0	1:52.909	85.83	1.491	10:11:41.587
5 -	27.723	111.6	53.419	<b>97.5</b>	30.885	<b>103.0</b>	1:52.027 (3)	86.50	0.609	10:13:33.614
6 -	27.815	<b>111.8</b>	54.889	96.1	30.866	102.2	1:53.570	85.33	2.152	10:15:27.184
7 -	27.420	111.6	53.496	95.1	31.076	102.9	1:51.992 (2)	86.53	0.574	10:17:19.176
8 -	<b>27.378</b>	110.7	<b>53.055</b>	96.5	30.985	101.6	<b>1:51.418 (1)</b>	<b>86.98</b>		<b>10:19:10.594</b>
9 -	27.561	109.6	53.669	96.9	30.898	102.4	1:52.128	86.43	0.710	10:21:02.722
10 -	28.600	110.3	53.610	<b>97.5</b>	<b>30.742</b>	102.6	1:52.952	85.80	1.534	10:22:55.674
11 -	27.726	109.8	53.722	96.5	31.350	100.9	1:52.798	85.91	1.380	10:24:48.472

Weather / Track : Cloudy / Dry

Oulton Park International  
Circuit Length = 2.6920 miles  
Start: 10:03 Flag 10:24 End: 10:29

# Milltek Sport Volkswagen Racing Cup

## RACE 6 - ROUND 2 - SECTOR ANALYSIS

SECTOR 1 = FL to I1, SECTOR 2 = I1 to I2, SECTOR 3 = I2 to FL, DIFF = Difference To Personal Best Lap

<b>P5</b>		<b>1</b>		<b>Joe FULBROOK</b>			Golf - AWM/Safe & Sound						
IDEAL LAP TIME : 1:51.857		BEST LAP TIME : 1:52.255		DIFFERENCE : 0.398									
LAP	SECTOR 1	SECTOR 2	SECTOR 3	LAP TIME	MPH	DIFF	TIME OF DAY						
1 -		102.7	57.025	93.4	31.602	<b>100.7</b>	2:05.269	77.36	13.014	10:05:57.600			
2 -	28.828	106.6	55.243	94.5	31.699	100.4	1:55.770	83.71	3.515	10:07:53.370			
3 -	28.390	107.0	55.338	93.7	31.493	98.9	1:55.221	84.11	2.966	10:09:48.591			
4 -	28.845	104.2	53.907	94.1	<b>30.933</b>	99.4	1:53.685	85.24	1.430	10:11:42.276			
5 -	27.748	<b>108.4</b>	54.256	94.3	30.972	99.5	1:52.976	85.78	0.721	10:13:35.252			
6 -	<b>27.618</b>	107.8	54.012	94.7	30.987	100.4	1:52.617 <b>(3)</b>	86.05	0.362	10:15:27.869			
7 -	27.886	107.3	<b>53.306</b>	<b>94.9</b>	31.063	100.1	<b>1:52.255 (1)</b>	<b>86.33</b>		<b>10:17:20.124</b>			
8 -	27.982	106.3	53.342	94.6	31.064	100.6	1:52.388 <b>(2)</b>	86.23	0.133	10:19:12.512			
9 -	28.162	106.5	53.802	94.5	31.066	100.0	1:53.030	85.74	0.775	10:21:05.542			
10 -	27.877	107.3	53.976	94.1	31.058	100.3	1:52.911	85.83	0.656	10:22:58.453			
11 -	27.978	107.5	53.959	94.5	31.279	99.1	1:53.216	85.60	0.961	10:24:51.669			

<b>P6</b>		<b>99</b>		<b>Jack WALKER-TULLY</b>			Scirocco - Cooke & Mason						
IDEAL LAP TIME : 1:52.181		BEST LAP TIME : 1:52.243		DIFFERENCE : 0.062									
LAP	SECTOR 1	SECTOR 2	SECTOR 3	LAP TIME	MPH	DIFF	TIME OF DAY						
1 -		108.5	56.988	95.5	32.136	<b>102.1</b>	2:07.658	75.91	15.415	10:05:59.989			
2 -	28.627	107.8	54.717	95.1	32.178	101.5	1:55.522	83.89	3.279	10:07:55.511			
3 -	28.395	108.7	54.684	94.2	31.417	101.3	1:54.496	84.64	2.253	10:09:50.007			
4 -	28.295	108.7	53.845	95.3	31.242	100.9	1:53.382	85.47	1.139	10:11:43.389			
5 -	27.900	108.5	53.748	<b>95.8</b>	<b>31.053</b>	100.1	1:52.701 <b>(3)</b>	85.99	0.458	10:13:36.090			
6 -	27.590	109.2	53.999	95.7	31.203	100.3	1:52.792	85.92	0.549	10:15:28.882			
7 -	27.696	<b>109.6</b>	<b>53.620</b>	95.4	31.428	100.9	1:52.744	85.95	0.501	10:17:21.626			
8 -	28.309	<b>109.6</b>	53.830	94.9	31.441	99.5	1:53.580	85.32	1.337	10:19:15.206			
9 -	28.143	105.1	54.690	95.1	31.341	99.4	1:54.174	84.88	1.931	10:21:09.380			
10 -	<b>27.508</b>	108.5	53.634	95.0	31.101	100.4	<b>1:52.243 (1)</b>	<b>86.34</b>		<b>10:23:01.623</b>			
11 -	27.643	107.7	53.694	95.5	31.255	99.7	1:52.592 <b>(2)</b>	86.07	0.349	10:24:54.215			

<b>P7</b>		<b>26</b>		<b>Lee ALLEN</b>			Scirocco - Maximum Motorsport						
IDEAL LAP TIME : 1:52.273		BEST LAP TIME : 1:52.414		DIFFERENCE : 0.141									
LAP	SECTOR 1	SECTOR 2	SECTOR 3	LAP TIME	MPH	DIFF	TIME OF DAY						
1 -		108.7	58.168	93.0	32.005	<b>100.6</b>	2:07.262	76.15	14.848	10:05:59.593			
2 -	29.056	108.0	56.314	93.9	31.587	<b>100.6</b>	1:56.957	82.86	4.543	10:07:56.550			
3 -	28.353	108.7	54.766	93.3	31.512	98.8	1:54.631	84.54	2.217	10:09:51.181			
4 -	28.124	109.1	54.225	92.8	31.285	100.0	1:53.634	85.28	1.220	10:11:44.815			
5 -	27.761	110.0	54.002	93.3	31.201	100.1	1:52.964	85.79	0.550	10:13:37.779			
6 -	27.577	109.6	54.118	93.4	31.215	99.7	1:52.910	85.83	0.496	10:15:30.689			
7 -	27.573	109.2	54.132	93.7	31.189	99.2	1:52.894 <b>(3)</b>	85.84	0.480	10:17:23.583			
8 -	27.728	110.0	54.282	93.5	<b>31.022</b>	99.8	1:53.032	85.73	0.618	10:19:16.615			
9 -	27.579	109.6	54.101	93.7	31.360	99.2	1:53.040	85.73	0.626	10:21:09.655			
10 -	<b>27.545</b>	<b>110.1</b>	53.728	<b>94.1</b>	31.141	99.4	<b>1:52.414 (1)</b>	<b>86.21</b>		<b>10:23:02.069</b>			
11 -	27.631	109.4	<b>53.706</b>	93.9	31.180	100.3	1:52.517 <b>(2)</b>	86.13	0.103	10:24:54.586			

<b>P8</b>		<b>3</b>		<b>Phil HOUSE</b>			Scirocco - PH Motorsport						
IDEAL LAP TIME : 1:52.362		BEST LAP TIME : 1:52.462		DIFFERENCE : 0.100									
LAP	SECTOR 1	SECTOR 2	SECTOR 3	LAP TIME	MPH	DIFF	TIME OF DAY						
1 -		109.4	58.429	<b>93.8</b>	32.162	<b>101.3</b>	2:07.964	75.73	15.502	10:06:00.295			
2 -	28.465	<b>110.0</b>	55.773	93.0	31.335	<b>101.3</b>	1:55.573	83.85	3.111	10:07:55.868			
3 -	28.279	109.6	54.677	92.4	31.457	100.6	1:54.413	84.70	1.951	10:09:50.281			
4 -	28.499	106.1	53.946	92.6	31.153	99.7	1:53.598	85.31	1.136	10:11:43.879			
5 -	27.785	107.7	53.941	92.8	31.134	100.0	1:52.860 <b>(3)</b>	85.87	0.398	10:13:36.739			
6 -	27.846	107.5	53.749	92.6	31.101	99.7	1:52.696 <b>(2)</b>	85.99	0.234	10:15:29.435			
7 -	<b>27.635</b>	108.4	<b>53.638</b>	92.4	31.189	98.8	<b>1:52.462 (1)</b>	<b>86.17</b>		<b>10:17:21.897</b>			
8 -	28.645	99.5	54.464	92.4	<b>31.089</b>	99.8	1:54.198	84.86	1.736	10:19:16.095			
9 -	27.784	108.4	55.145	91.0	31.571	99.1	1:54.500	84.64	2.038	10:21:10.595			
10 -	27.811	107.5	53.884	92.3	31.243	98.8	1:52.938	85.81	0.476	10:23:03.533			
11 -	27.871	107.2	53.978	92.5	31.235	95.7	1:53.084	85.70	0.622	10:24:56.617			

Weather / Track : Cloudy / Dry

Oulton Park International  
Circuit Length = 2.6920 miles  
Start: 10:03 Flag 10:24 End: 10:29

# Milltek Sport Volkswagen Racing Cup

## RACE 6 - ROUND 2 - SECTOR ANALYSIS

SECTOR 1 = FL to I1, SECTOR 2 = I1 to I2, SECTOR 3 = I2 to FL, DIFF = Difference To Personal Best Lap

<b>P9 33</b>		<b>Lucas ORROCK</b>		Scirocco - Milltek Sport									
IDEAL LAP TIME : 1:52.529		BEST LAP TIME : 1:52.721		DIFFERENCE : 0.192									
LAP	SECTOR 1	SECTOR 2	SECTOR 3	LAP TIME	MPH	DIFF	TIME OF DAY						
1 -		107.0	57.435	93.8	31.591	100.1	2:05.944	76.94	13.223	10:05:58.275			
2 -	28.498	107.5	55.904	89.1	31.350	<b>101.6</b>	1:55.752	83.72	3.031	10:07:54.027			
3 -	27.819	<b>108.9</b>	55.148	93.5	38.572	80.4	2:01.539	79.73	8.818	10:09:55.566			
4 -	28.748	107.8	54.139	93.4	31.085	100.3	1:53.972	85.03	1.251	10:11:49.538			
5 -	27.894	108.2	<b>53.758</b>	93.8	<b>31.069</b>	100.6	<b>1:52.721 (1)</b>	<b>85.97</b>		<b>10:13:42.259</b>			
6 -	<b>27.702</b>	<b>108.9</b>	53.921	<b>93.9</b>	31.489	99.5	1:53.112 <b>(2)</b>	85.67	0.391	10:15:35.371			
7 -	27.922	107.8	54.024	93.2	31.206	100.0	1:53.152 <b>(3)</b>	85.64	0.431	10:17:28.523			
8 -	27.846	107.5	54.561	92.9	31.329	99.5	1:53.736	85.20	1.015	10:19:22.259			
9 -	28.066	107.2	54.423	93.0	31.467	99.7	1:53.956	85.04	1.235	10:21:16.215			
10 -	28.206	107.3	54.596	93.0	31.892	99.4	1:54.694	84.49	1.973	10:23:10.909			
11 -	28.294	106.8	54.753	93.2	32.268	79.7	1:55.315	84.04	2.594	10:25:06.224			

<b>P10 19</b>		<b>Bobby THOMPSON</b>		Golf - Team Hard Racing									
IDEAL LAP TIME : 1:53.707		BEST LAP TIME : 1:53.769		DIFFERENCE : 0.062									
LAP	SECTOR 1	SECTOR 2	SECTOR 3	LAP TIME	MPH	DIFF	TIME OF DAY						
1 -		106.0	57.460	91.9	32.043	<b>100.3</b>	2:08.621	75.34	14.852	10:06:00.952			
2 -	29.886	100.9	55.664	<b>92.6</b>	31.622	99.4	1:57.172	82.71	3.403	10:07:58.124			
3 -	27.954	108.9	55.307	91.9	31.752	98.6	1:55.013	84.26	1.244	10:09:53.137			
4 -	27.868	109.1	54.827	91.1	31.508	98.1	1:54.203 <b>(2)</b>	84.86	0.434	10:11:47.340			
5 -	27.756	108.9	<b>54.634</b>	91.9	<b>31.379</b>	98.3	<b>1:53.769 (1)</b>	<b>85.18</b>		<b>10:13:41.109</b>			
6 -	<b>27.694</b>	108.9	54.906	91.5	31.947	98.8	1:54.547	84.60	0.778	10:15:35.656			
7 -	27.993	<b>110.1</b>	55.169	91.8	31.543	98.3	1:54.705	84.48	0.936	10:17:30.361			
8 -	27.937	108.5	54.862	91.5	31.713	96.8	1:54.512 <b>(3)</b>	84.63	0.743	10:19:24.873			
9 -	27.977	107.7	55.639	91.5	31.959	97.9	1:55.575	83.85	1.806	10:21:20.448			
10 -	28.156	107.7	55.046	91.3	32.051	98.2	1:55.253	84.08	1.484	10:23:15.701			
11 -	28.074	107.2	54.916	91.6	31.873	98.6	1:54.863	84.37	1.094	10:25:10.564			

<b>P11 55</b>		<b>Simon DEATON</b>		Scirocco - Maximum Motorsport									
IDEAL LAP TIME : 1:54.549		BEST LAP TIME : 1:54.674		DIFFERENCE : 0.125									
LAP	SECTOR 1	SECTOR 2	SECTOR 3	LAP TIME	MPH	DIFF	TIME OF DAY						
1 -		105.8	59.074	91.9	33.030	100.0	2:11.113	73.91	16.439	10:06:03.444			
2 -	29.141	108.7	56.384	92.5	32.541	100.6	1:58.066	82.08	3.392	10:08:01.510			
3 -	29.112	108.9	55.477	<b>93.7</b>	32.104	99.7	1:56.693	83.04	2.019	10:09:58.203			
4 -	28.436	109.2	55.417	92.5	31.856	100.3	1:55.709	83.75	1.035	10:11:53.912			
5 -	28.392	<b>109.4</b>	55.440	93.4	31.894	100.3	1:55.726	83.74	1.052	10:13:49.638			
6 -	28.152	108.9	55.005	93.4	31.700	<b>100.9</b>	1:54.857	84.37	0.183	10:15:44.495			
7 -	28.253	108.9	<b>54.852</b>	93.2	31.728	99.8	1:54.833 <b>(3)</b>	84.39	0.159	10:17:39.328			
8 -	28.073	108.2	55.074	93.5	32.023	100.1	1:55.170	84.14	0.496	10:19:34.498			
9 -	28.184	108.9	54.879	93.3	<b>31.655</b>	100.3	1:54.718 <b>(2)</b>	84.47	0.044	10:21:29.216			
10 -	28.224	109.1	54.983	92.8	31.951	99.8	1:55.158	84.15	0.484	10:23:24.374			
11 -	<b>28.042</b>	108.9	54.935	93.2	31.697	100.4	<b>1:54.674 (1)</b>	<b>84.51</b>		<b>10:25:19.048</b>			

<b>P12 69</b>		<b>Mark CLYNES</b>		Scirocco - JW Bird Motorsport									
IDEAL LAP TIME : 1:55.055		BEST LAP TIME : 1:55.124		DIFFERENCE : 0.069									
LAP	SECTOR 1	SECTOR 2	SECTOR 3	LAP TIME	MPH	DIFF	TIME OF DAY						
1 -		101.0	59.116	94.3	32.835	100.3	2:13.060	72.83	17.936	10:06:05.391			
2 -	29.888	107.2	56.482	<b>95.4</b>	31.934	<b>101.6</b>	1:58.304	81.91	3.180	10:08:03.695			
3 -	29.629	108.5	56.303	93.5	32.395	100.6	1:58.327	81.90	3.203	10:10:02.022			
4 -	29.591	<b>109.2</b>	55.952	94.9	32.297	99.2	1:57.840	82.24	2.716	10:11:59.862			
5 -	29.393	108.5	55.981	88.4	31.901	100.1	1:57.275	82.63	2.151	10:13:57.137			
6 -	28.836	108.0	55.509	92.1	32.359	99.2	1:56.704	83.04	1.580	10:15:53.841			
7 -	28.889	108.9	55.465	90.9	32.275	99.4	1:56.629	83.09	1.505	10:17:50.470			
8 -	28.794	108.5	<b>54.802</b>	93.9	31.986	100.1	1:55.582 <b>(2)</b>	83.84	0.458	10:19:46.052			
9 -	28.985	107.3	55.121	94.1	31.733	99.7	1:55.839	83.66	0.715	10:21:41.891			
10 -	28.748	107.2	54.961	94.2	32.123	100.4	1:55.832 <b>(3)</b>	83.66	0.708	10:23:37.723			
11 -	<b>28.583</b>	108.2	54.871	94.7	<b>31.670</b>	100.4	<b>1:55.124 (1)</b>	<b>84.18</b>		<b>10:25:32.847</b>			

Weather / Track : Cloudy / Dry

Oulton Park International  
Circuit Length = 2.6920 miles  
Start: 10:03 Flag 10:24 End: 10:29

# Milltek Sport Volkswagen Racing Cup

## RACE 6 - ROUND 2 - SECTOR ANALYSIS

SECTOR 1 = FL to I1, SECTOR 2 = I1 to I2, SECTOR 3 = I2 to FL, DIFF = Difference To Personal Best Lap

P13 40		Simon TOMLINSON					Golf - AWM Motorsport			
IDEAL LAP TIME : 1:55.059		BEST LAP TIME : 1:55.177			DIFFERENCE : 0.118					
LAP	SECTOR 1	SECTOR 2	SECTOR 3	LAP TIME	MPH	DIFF	TIME OF DAY			
1 -		104.0	59.112	92.0	33.139	<b>100.3</b>	2:11.817	73.52	16.640	10:06:04.148
2 -	29.125	107.7	57.377	91.8	32.567	100.0	1:59.069	81.39	3.892	10:08:03.217
3 -	29.670	106.6	56.542	92.4	32.603	99.1	1:58.815	81.56	3.638	10:10:02.032
4 -	29.061	107.0	56.220	<b>92.6</b>	32.396	99.4	1:57.677	82.35	2.500	10:11:59.709
5 -	29.121	106.6	56.002	91.6	32.098	99.7	1:57.221	82.67	2.044	10:13:56.930
6 -	<b>28.427</b>	107.0	55.930	91.9	32.265	99.2	1:56.622	83.10	1.445	10:15:53.552
7 -	28.531	107.5	55.950	92.5	32.984	100.0	1:57.465	82.50	2.288	10:17:51.017
8 -	28.439	<b>108.9</b>	55.747	<b>92.6</b>	31.618	99.2	1:55.804 (3)	83.68	0.627	10:19:46.821
9 -	28.540	107.2	55.405	91.1	31.611	100.0	1:55.556 (2)	83.86	0.379	10:21:42.377
10 -	28.632	107.7	<b>55.247</b>	91.4	31.925	99.1	1:55.804 (3)	83.68	0.627	10:23:38.181
11 -	28.523	107.8	55.269	92.1	<b>31.385</b>	100.0	<b>1:55.177 (1)</b>	<b>84.14</b>		<b>10:25:33.358</b>

P14 12		Michael EPPS					Golf - Team Hard Racing			
IDEAL LAP TIME : 1:55.594		BEST LAP TIME : 1:55.718			DIFFERENCE : 0.124					
LAP	SECTOR 1	SECTOR 2	SECTOR 3	LAP TIME	MPH	DIFF	TIME OF DAY			
1 -		102.9	59.609	87.6	33.315	94.3	2:14.237	72.19	18.519	10:06:06.568
2 -	30.039	103.4	57.977	87.8	33.021	94.5	2:01.037	80.06	5.319	10:08:07.605
3 -	29.013	103.2	56.525	87.7	32.586	94.3	1:58.124	82.04	2.406	10:10:05.729
4 -	28.706	103.7	56.148	88.4	32.405	94.2	1:57.259	82.64	1.541	10:12:02.988
5 -	28.320	105.0	55.760	88.4	32.117	94.7	1:56.197	83.40	0.479	10:13:59.185
6 -	28.282	104.3	55.583	88.4	32.103	94.9	1:55.968 (3)	83.56	0.250	10:15:55.153
7 -	28.232	<b>105.6</b>	55.643	89.1	32.352	<b>95.4</b>	1:56.227	83.38	0.509	10:17:51.380
8 -	28.535	105.0	55.877	<b>89.2</b>	<b>32.049</b>	94.7	1:56.461	83.21	0.743	10:19:47.841
9 -	28.300	105.0	56.246	86.2	32.251	94.6	1:56.797	82.97	1.079	10:21:44.638
10 -	28.211	104.8	55.441	88.4	32.133	94.6	1:55.785 (2)	83.70	0.067	10:23:40.423
11 -	<b>28.137</b>	105.0	<b>55.408</b>	88.7	32.173	95.1	<b>1:55.718 (1)</b>	<b>83.74</b>		<b>10:25:36.141</b>

P15 42		Phil MORRIS					Golf - KPM Racing			
IDEAL LAP TIME : 1:55.538		BEST LAP TIME : 1:55.636			DIFFERENCE : 0.098					
LAP	SECTOR 1	SECTOR 2	SECTOR 3	LAP TIME	MPH	DIFF	TIME OF DAY			
1 -		105.3	1:00.007	93.9	33.329	100.7	2:16.730	70.87	21.094	10:06:09.061
2 -	30.482	107.0	58.777	94.3	32.967	100.6	2:02.226	79.29	6.590	10:08:11.287
3 -	29.426	107.8	56.420	94.6	32.701	101.5	1:58.547	81.75	2.911	10:10:09.834
4 -	29.424	107.3	56.145	<b>94.7</b>	32.188	101.2	1:57.757	82.29	2.121	10:12:07.591
5 -	28.623	<b>108.7</b>	55.618	94.6	32.401	100.9	1:56.642	83.08	1.006	10:14:04.233
6 -	28.805	108.4	56.549	93.8	32.072	<b>101.6</b>	1:57.426	82.53	1.790	10:16:01.659
7 -	29.174	107.3	55.598	93.5	32.039	100.7	1:56.811	82.96	1.175	10:17:58.470
8 -	28.543	107.5	55.678	93.8	32.153	100.3	1:56.374	83.27	0.738	10:19:54.844
9 -	28.494	107.0	55.490	94.6	32.021	100.3	1:56.005 (2)	83.54	0.369	10:21:50.849
10 -	<b>28.442</b>	107.8	55.336	93.9	<b>31.858</b>	100.6	<b>1:55.636 (1)</b>	<b>83.80</b>		<b>10:23:46.485</b>
11 -	28.855	106.1	<b>55.238</b>	94.2	32.059	99.8	1:56.152 (3)	83.43	0.516	10:25:42.637

P16 31		Matthew WILSON					Golf - Complete Racing			
IDEAL LAP TIME : 1:55.524		BEST LAP TIME : 1:55.732			DIFFERENCE : 0.208					
LAP	SECTOR 1	SECTOR 2	SECTOR 3	LAP TIME	MPH	DIFF	TIME OF DAY			
1 -		105.5	59.321	89.4	33.291	96.8	2:12.957	72.89	17.225	10:06:05.288
2 -	30.482	107.2	59.993	89.2	32.849	97.9	2:03.324	78.58	7.592	10:08:08.612
3 -	30.051	105.0	57.561	90.0	32.387	96.8	1:59.999	80.76	4.267	10:10:08.611
4 -	28.994	106.3	56.622	89.5	32.329	96.5	1:57.945	82.16	2.213	10:12:06.556
5 -	29.075	106.6	55.846	89.8	32.281	96.2	1:57.202	82.68	1.470	10:14:03.758
6 -	28.858	106.0	56.485	89.8	32.418	97.1	1:57.761	82.29	2.029	10:16:01.519
7 -	29.748	107.3	55.860	90.8	32.018	97.5	1:57.626	82.39	1.894	10:17:59.145
8 -	28.856	106.0	<b>55.340</b>	<b>91.1</b>	31.942	<b>98.8</b>	1:56.138	83.44	0.406	10:19:55.283
9 -	28.530	107.3	55.620	91.0	31.921	97.8	1:56.071 (3)	83.49	0.339	10:21:51.354
10 -	<b>28.369</b>	<b>108.4</b>	55.548	90.9	<b>31.815</b>	<b>98.8</b>	<b>1:55.732 (1)</b>	<b>83.73</b>		<b>10:23:47.086</b>
11 -	28.660	106.8	55.392	90.9	31.932	97.8	1:55.984 (2)	83.55	0.252	10:25:43.070

Weather / Track : Cloudy / Dry

Oulton Park International  
Circuit Length = 2.6920 miles  
Start: 10:03 Flag 10:24 End: 10:29

# Milltek Sport Volkswagen Racing Cup

## RACE 6 - ROUND 2 - SECTOR ANALYSIS

SECTOR 1 = FL to I1, SECTOR 2 = I1 to I2, SECTOR 3 = I2 to FL, DIFF = Difference To Personal Best Lap

P17 16		Laura TILLET		Golf - Team Hard Racing						
IDEAL LAP TIME : 1:55.940		BEST LAP TIME : 1:56.443		DIFFERENCE : 0.503						
LAP	SECTOR 1	SECTOR 2	SECTOR 3	LAP TIME	MPH	DIFF	TIME OF DAY			
1 -		105.5	59.306	92.8	32.939	99.4	2:14.259	72.18	17.816	10:06:06.590
2 -	29.516	<b>109.4</b>	1:10.729	88.5	33.218	98.2	2:13.463	72.61	17.020	10:08:20.053
3 -	29.485	107.2	57.265	91.9	32.257	<b>99.8</b>	1:59.007	81.43	2.564	10:10:19.060
4 -	29.218	107.8	56.408	93.0	32.384	97.6	1:58.010	82.12	1.567	10:12:17.070
5 -	28.917	108.2	56.447	93.0	33.209	98.6	1:58.573	81.73	2.130	10:14:15.643
6 -	28.550	108.5	55.896	92.1	32.094	98.9	1:56.540 <b>(3)</b>	83.15	0.097	10:16:12.183
7 -	28.631	108.9	1:02.980	85.8	32.495	98.8	2:04.106	78.08	7.663	10:18:16.289
8 -	28.728	107.8	55.758	91.6	32.260	99.2	1:56.746	83.01	0.303	10:20:13.035
9 -	28.967	105.0	56.211	92.6	31.982	99.2	1:57.160	82.71	0.717	10:22:10.195
10 -	<b>28.477</b>	105.1	<b>55.713</b>	<b>93.3</b>	<b>32.253</b>	99.1	<b>1:56.443 (1)</b>	<b>83.22</b>		<b>10:24:06.638</b>
11 -	28.920	105.3	55.791	92.9	<b>31.750</b>	98.9	1:56.461 <b>(2)</b>	83.21	0.018	10:26:03.099

P18 7		Paul DEHADRAY		Scirocco - JW Bird Motorsport						
IDEAL LAP TIME : 1:55.310		BEST LAP TIME : 1:55.717		DIFFERENCE : 0.407						
LAP	SECTOR 1	SECTOR 2	SECTOR 3	LAP TIME	MPH	DIFF	TIME OF DAY			
1 -		102.9	1:02.613	89.7	35.620	98.9	2:23.234	67.66	27.517	10:06:15.565
2 -	32.081	102.6	1:01.909	90.8	33.962	99.7	2:07.952	75.74	12.235	10:08:23.517
3 -	29.906	106.1	57.433	92.8	33.019	100.0	2:00.358	80.52	4.641	10:10:23.875
4 -	29.804	106.3	57.236	92.4	32.243	100.6	1:59.283	81.24	3.566	10:12:23.158
5 -	29.453	106.1	57.110	92.4	32.414	99.2	1:58.977	81.45	3.260	10:14:22.135
6 -	29.631	107.2	56.451	92.3	32.039	<b>100.7</b>	1:58.121	82.04	2.404	10:16:20.256
7 -	29.683	107.2	56.178	92.0	31.714	100.0	1:57.575	82.42	1.858	10:18:17.831
8 -	29.857	107.2	56.041	92.5	31.958	99.8	1:57.856	82.23	2.139	10:20:15.687
9 -	28.996	107.3	55.607	<b>93.4</b>	31.699	100.4	1:56.302 <b>(3)</b>	83.32	0.585	10:22:11.989
10 -	<b>28.577</b>	<b>108.0</b>	55.541	93.2	31.779	100.1	1:55.897 <b>(2)</b>	83.61	0.180	10:24:07.886
11 -	28.984	106.8	<b>55.256</b>	92.6	<b>31.477</b>	100.4	<b>1:55.717 (1)</b>	<b>83.75</b>		<b>10:26:03.603</b>

P19 77		Mark SMITH		Scirocco - Infront Motorsport						
IDEAL LAP TIME : 1:58.678		BEST LAP TIME : 1:58.902		DIFFERENCE : 0.224						
LAP	SECTOR 1	SECTOR 2	SECTOR 3	LAP TIME	MPH	DIFF	TIME OF DAY			
1 -		103.4	59.769	93.0	33.142	99.4	2:15.331	71.61	16.429	10:06:07.662
2 -	31.562	103.5	1:00.502	89.7	34.366	98.1	2:06.430	76.65	7.528	10:08:14.092
3 -	30.592	105.5	57.727	92.5	33.114	99.2	2:01.433	79.80	2.531	10:10:15.525
4 -	29.691	105.3	56.889	93.0	32.935	99.4	1:59.515	81.08	0.613	10:12:15.040
5 -	29.773	105.1	57.074	92.9	34.068	98.6	2:00.915	80.14	2.013	10:14:15.955
6 -	29.621	<b>106.5</b>	57.390	92.9	32.926	98.2	1:59.937	80.80	1.035	10:16:15.892
7 -	29.650	106.0	58.463	86.9	33.223	97.3	2:01.336	79.87	2.434	10:18:17.228
8 -	30.822	106.1	57.047	<b>93.5</b>	32.829	<b>99.5</b>	2:00.698	80.29	1.796	10:20:17.926
9 -	29.444	<b>106.5</b>	56.938	92.9	<b>32.520</b>	99.2	<b>1:58.902 (1)</b>	<b>81.50</b>		<b>10:22:16.828</b>
10 -	29.650	105.8	56.768	93.3	32.627	99.2	1:59.045 <b>(3)</b>	81.40	0.143	10:24:15.873
11 -	<b>29.400</b>	106.0	<b>56.758</b>	93.2	32.828	98.3	1:58.986 <b>(2)</b>	81.44	0.084	10:26:14.859

P20 80		Peter DAVIES		Golf - Team Hard Racing						
IDEAL LAP TIME : 1:59.868		BEST LAP TIME : 2:00.878		DIFFERENCE : 1.010						
LAP	SECTOR 1	SECTOR 2	SECTOR 3	LAP TIME	MPH	DIFF	TIME OF DAY			
1 -		102.7	1:03.205	89.7	35.712	98.6	2:22.902	67.81	22.024	10:06:15.233
2 -	31.726	104.6	1:02.347	90.5	34.810	<b>99.7</b>	2:08.883	75.19	8.005	10:08:24.116
3 -	30.752	106.6	59.747	91.4	33.975	99.1	2:04.474	77.85	3.596	10:10:28.590
4 -	30.454	107.7	59.473	91.4	33.189	99.4	2:03.116	78.71	2.238	10:12:31.706
5 -	29.771	107.0	59.293	<b>92.1</b>	33.117	99.5	2:02.181 <b>(2)</b>	79.31	1.303	10:14:33.887
6 -	<b>29.028</b>	<b>108.4</b>	58.749	91.1	<b>33.101</b>	99.5	<b>2:00.878 (1)</b>	<b>80.17</b>		<b>10:16:34.765</b>
7 -	30.043	107.5	58.775	91.0	34.035	98.2	2:02.853 <b>(3)</b>	78.88	1.975	10:18:37.618
8 -	30.317	106.6	59.404	90.9	33.933	99.2	2:03.654	78.37	2.776	10:20:41.272
9 -	30.392	106.1	59.631	91.0	34.073	96.1	2:04.096	78.09	3.218	10:22:45.368
10 -	29.751	106.6	<b>57.739</b>	90.0	35.500	99.5	2:02.990	78.79	2.112	10:24:48.358

Weather / Track : Cloudy / Dry

Oulton Park International  
Circuit Length = 2.6920 miles  
Start: 10:03 Flag 10:24 End: 10:29

# Milltek Sport Volkswagen Racing Cup

## RACE 6 - ROUND 2 - SECTOR ANALYSIS

SECTOR 1 = FL to I1, SECTOR 2 = I1 to I2, SECTOR 3 = I2 to FL, DIFF = Difference To Personal Best Lap

<b>P21 52</b>		<b>Karolis STANIUKYNAS</b>					Golf - Team Hard Racing			
IDEAL LAP TIME : 2:03.389		BEST LAP TIME : 2:03.543					DIFFERENCE : 0.154			
LAP	SECTOR 1	SECTOR 2		SECTOR 3		LAP TIME	MPH	DIFF	TIME OF DAY	
1 -		106.1	1:19.352	81.2	36.280	99.8	2:39.984	60.57	36.441	10:06:32.315
2 -	32.927	104.5	1:00.634	92.5	35.218	101.3	2:08.779	75.25	5.236	10:08:41.094
3 -	32.096	102.2	59.781	92.4	35.074	100.4	2:06.951	76.33	3.408	10:10:48.045
4 -	31.329	107.2	59.895	92.4	34.520	101.2	2:05.744	77.07	2.201	10:12:53.789
5 -	31.325	106.8	<b>58.960</b>	91.9	34.709	99.1	2:04.994 <b>(3)</b>	77.53	1.451	10:14:58.783
6 -	31.435	<b>107.3</b>	59.138	92.5	34.385	<b>101.5</b>	2:04.958 <b>(2)</b>	77.55	1.415	10:17:03.741
7 -	30.891	107.2	59.419	92.6	37.710	89.5	2:08.020	75.70	4.477	10:19:11.761
8 -	33.867	103.7	1:00.407	93.2	35.201	101.0	2:09.475	74.85	5.932	10:21:21.236
9 -	31.084	100.1	1:01.304	<b>93.3</b>	<b>33.984</b>	101.3	2:06.372	76.68	2.829	10:23:27.608
<b>10 -</b>	<b>30.445</b>	107.2	58.992	92.3	34.106	101.3	<b>2:03.543 (1)</b>	<b>78.44</b>		<b>10:25:31.151</b>

<b>P22 20</b>		<b>Damani MARCANO</b>					Golf - Team Hard Racing			
IDEAL LAP TIME : 1:59.093		BEST LAP TIME : 1:59.630					DIFFERENCE : 0.537			
LAP	SECTOR 1	SECTOR 2		SECTOR 3		LAP TIME	MPH	DIFF	TIME OF DAY	
1 -		104.5	1:03.091	91.8	34.909	98.9	2:23.785	67.40	24.155	10:06:16.116
2 -	31.791	105.1	1:03.011	92.1	34.234	99.1	2:09.036	75.10	9.406	10:08:25.152
3 -	29.999	107.5	59.752	93.0	33.845	99.2	2:03.596	78.41	3.966	10:10:28.748
4 -	29.784	107.3	58.700	92.4	32.759	<b>100.0</b>	2:01.243 <b>(3)</b>	79.93	1.613	10:12:29.991
<b>5 -</b>	29.145	107.0	<b>57.662</b>	<b>93.5</b>	32.823	99.5	<b>1:59.630 (1)</b>	<b>81.01</b>		<b>10:14:29.621</b>
6 -	30.160	106.5	57.895	91.8	<b>32.751</b>	<b>100.0</b>	2:00.806 <b>(2)</b>	80.22	1.176	10:16:30.427
7 -	29.246	108.0	1:20.374	86.4	34.369	98.6	2:23.989	67.30	24.359	10:18:54.416
8 -	29.641	107.5	58.786	91.9	33.527	99.2	2:01.954	79.46	2.324	10:20:56.370
9 -	<b>28.680</b>	<b>108.7</b>	1:07.422	57.1	47.882	64.7	2:23.984	67.30	24.354	10:23:20.354
10 -	38.429	71.8	1:13.820	56.8	44.936	66.2	2:37.185	61.65	37.555	10:25:57.539

<b>P23 5</b>		<b>Cameron THOMPSON</b>					Scirocco - Maximum Motorsport			
IDEAL LAP TIME : 2:02.013		BEST LAP TIME : 2:02.893					DIFFERENCE : 0.880			
LAP	SECTOR 1	SECTOR 2		SECTOR 3		LAP TIME	MPH	DIFF	TIME OF DAY	
1 -		98.1	1:04.236	88.6	34.827	95.5	2:24.839	66.91	21.946	10:06:17.170
2 -	32.355	97.1	1:00.781	<b>91.6</b>	35.313	96.4	2:08.449 <b>(3)</b>	75.44	5.556	10:08:25.619
3 -	30.539	<b>101.2</b>	59.120	89.9	34.071	95.8	2:03.730 <b>(2)</b>	78.32	0.837	10:10:29.349
<b>4 -</b>	<b>30.484</b>	101.0	59.042	90.9	<b>33.367</b>	<b>97.3</b>	<b>2:02.893 (1)</b>	<b>78.85</b>		<b>10:12:32.242</b>
5 -	30.872	99.1	<b>58.162</b>	88.8	IN PIT		2:11.501 <b>P</b>	73.69	8.608	10:14:43.743

<b>P24 24</b>		<b>Simon RUDD</b>					Golf - Team Hard Racing			
IDEAL LAP TIME :		BEST LAP TIME : 2:15.952					DIFFERENCE :			
LAP	SECTOR 1	SECTOR 2		SECTOR 3		LAP TIME	MPH	DIFF	TIME OF DAY	
1 -		<b>104.0</b>	<b>1:00.082</b>	<b>88.8</b>	<b>32.991</b>	<b>96.9</b>	<b>2:15.952 (1)</b>	<b>71.28</b>		<b>10:06:08.283</b>

# Milltek Sport Volkswagen Racing Cup

## RACE 6 - ROUND 2 - LAP CHART

LAP 1 @ 10:05:56.860			LAP 2 @ 10:07:52.488			LAP 3 @ 10:09:46.663			LAP 4 @ 10:11:40.273			LAP 5 @ 10:13:33.050		
NO	BEHIND	LAP TIME	NO	BEHIND	LAP TIME	NO	BEHIND	LAP TIME	NO	BEHIND	LAP TIME	NO	BEHIND	LAP TIME
9		2:04.529	9		1:55.628	9		1:54.175	9		1:53.610	9		1:52.777
6	0.257	2:04.786	6	0.437	1:55.808	6	0.208	1:53.946	6	0.148	1:53.550	6	0.362	1:52.991
1	0.740	2:05.269	1	0.882	1:55.770	1	1.928	1:55.221	8	1.314	1:52.909	8	0.564	1:52.027
8	1.171	2:05.700	33	1.539	1:55.752	8	2.015	1:54.394	22	1.505	1:53.062	22	0.728	1:52.000
33	1.415	2:05.944	8	1.796	1:56.253	22	2.053	1:53.966	1	2.003	1:53.685	1	2.202	1:52.976
26	2.733	2:07.262	22	2.262	1:55.031	99	3.344	1:54.496	99	3.116	1:53.382	99	3.040	1:52.701
22	2.859	2:07.388	99	3.023	1:55.522	3	3.618	1:54.413	3	3.606	1:53.598	3	3.689	1:52.860
99	3.129	2:07.658	3	3.380	1:55.573	26	4.518	1:54.631	26	4.542	1:53.634	26	4.729	1:52.964
3	3.435	2:07.964	26	4.062	1:56.957	19	6.474	1:55.013	19	7.067	1:54.203	19	8.059	1:53.769
19	4.092	2:08.621	19	5.636	1:57.172	33	8.903	2:01.539	33	9.265	1:53.972	33	9.209	1:52.721
55	6.584	2:11.113	55	9.022	1:58.066	55	11.540	1:56.693	55	13.639	1:55.709	55	16.588	1:55.726
40	7.288	2:11.817	40	10.729	1:59.069	69	15.359	1:58.327	40	19.436	1:57.677	40	23.880	1:57.221
31	8.428	2:12.957	69	11.207	1:58.304	40	15.369	1:58.815	69	19.589	1:57.840	69	24.087	1:57.275
69	8.531	2:13.060	12	15.117	2:01.037	12	19.066	1:58.124	12	22.715	1:57.259	12	26.135	1:56.197
12	9.708	2:14.237	31	16.124	2:03.324	31	21.948	1:59.999	31	26.283	1:57.945	31	30.708	1:57.202
16	9.730	2:14.259	42	18.799	2:02.226	42	23.171	1:58.547	42	27.318	1:57.757	42	31.183	1:56.642
77	10.802	2:15.331	77	21.604	2:06.430	77	28.862	2:01.433	77	34.767	1:59.515	16	42.593	1:58.573
24	11.423	2:15.952	16	27.565	2:13.463	16	32.397	1:59.007	16	36.797	1:58.010	77	42.905	2:00.915
42	12.201	2:16.730	7	31.029	2:07.952	7	37.212	2:00.358	7	42.885	1:59.283	7	49.085	1:58.977
80	18.373	2:22.902	80	31.628	2:08.883	80	41.927	2:04.474	20	49.718	2:01.243	20	56.571	1:59.630
7	18.705	2:23.234	20	32.664	2:09.036	20	42.085	2:03.596	80	51.433	2:03.116	80	1:00.837	2:02.181
20	19.256	2:23.785	5	33.131	2:08.449	5	42.686	2:03.730	5	51.969	2:02.893	5	1:10.693	2:11.501 P
5	20.310	2:24.839	52	48.606	2:08.779	52	1:01.382	2:06.951	52	1:13.516	2:05.744	52	1:25.733	2:04.994
52	35.455	2:39.984												

Weather / Track : Cloudy / Dry

Oulton Park International  
 Circuit Length = 2.6920 miles  
 Start: 10:03 Flag 10:24 End: 10:29

# Milltek Sport Volkswagen Racing Cup

## RACE 6 - ROUND 2 - LAP CHART

LAP 6 @ 10:15:25.991			LAP 7 @ 10:17:17.532			LAP 8 @ 10:19:09.143			LAP 9 @ 10:21:00.867			LAP 10 @ 10:22:52.982		
NO	BEHIND	LAP TIME	NO	BEHIND	LAP TIME	NO	BEHIND	LAP TIME	NO	BEHIND	LAP TIME	NO	BEHIND	LAP TIME
9		1:52.941	9		1:51.541	9		1:51.611	9		1:51.724	9		1:52.115
6	0.288	1:52.867	6	0.364	1:51.617	6	0.583	1:51.830	6	0.596	1:51.737	6	0.267	1:51.786
8	1.193	1:53.570	8	1.644	1:51.992	8	1.451	1:51.418	8	1.855	1:52.128	22	2.279	1:52.405
22	1.428	1:53.641	22	1.837	1:51.950	22	1.736	1:51.510	22	1.989	1:51.977	8	2.692	1:52.952
1	1.878	1:52.617	1	2.592	1:52.255	52	1 Lap	2:08.020	1	4.675	1:53.030	1	5.471	1:52.911
99	2.891	1:52.792	99	4.094	1:52.744	1	3.369	1:52.388	99	8.513	1:54.174	99	8.641	1:52.243
3	3.444	1:52.696	3	4.365	1:52.462	99	6.063	1:53.580	26	8.788	1:53.040	26	9.087	1:52.414
26	4.698	1:52.910	26	6.051	1:52.894	3	6.952	1:54.198	3	9.728	1:54.500	3	10.551	1:52.938
33	9.380	1:53.112	33	10.991	1:53.152	26	7.472	1:53.032	33	15.348	1:53.956	33	17.927	1:54.694
19	9.665	1:54.547	19	12.829	1:54.705	33	13.116	1:53.736	19	19.581	1:55.575	19	22.719	1:55.253
55	18.504	1:54.857	55	21.796	1:54.833	19	15.730	1:54.512	52	1 Lap	2:09.475	20	1 Lap	2:23.984
40	27.561	1:56.622	69	32.938	1:56.629	55	25.355	1:55.170	55	28.349	1:54.718	55	31.392	1:55.158
69	27.850	1:56.704	40	33.485	1:57.465	69	36.909	1:55.582	69	41.024	1:55.839	52	1 Lap	2:06.372
12	29.162	1:55.968	12	33.848	1:56.227	40	37.678	1:55.804	40	41.510	1:55.556	69	44.741	1:55.832
31	35.528	1:57.761	42	40.938	1:56.811	12	38.698	1:56.461	12	43.771	1:56.797	40	45.199	1:55.804
42	35.668	1:57.426	31	41.613	1:57.626	42	45.701	1:56.374	42	49.982	1:56.005	12	47.441	1:55.785
16	46.192	1:56.540	16	58.757	2:04.106	31	46.140	1:56.138	31	50.487	1:56.071	42	53.503	1:55.636
77	49.901	1:59.937	77	59.696	2:01.336	16	1:03.892	1:56.746	16	1:09.328	1:57.160	31	54.104	1:55.732
7	54.265	1:58.121	7	1:00.299	1:57.575	7	1:06.544	1:57.856	7	1:11.122	1:56.302	16	1:13.656	1:56.443
20	1:04.436	2:00.806	80	1:20.086	2:02.853	77	1:08.783	2:00.698	77	1:15.961	1:58.902	7	1:14.904	1:55.897
80	1:08.774	2:00.878	20	1:36.884	2:23.989	80	1:32.129	2:03.654	80	1:44.501	2:04.096	77	1:22.891	1:59.045
52	1:37.750	2:04.958				20	1:47.227	2:01.954						

Weather / Track : Cloudy / Dry

Results can be found at [www.tsl-timing.com](http://www.tsl-timing.com)

Page 2 of 3

Oulton Park International  
 Circuit Length = 2.6920 miles  
 Start: 10:03 Flag 10:24 End: 10:29

Printed - 10:30 Monday, 06 April 2015

# Milltek Sport Volkswagen Racing Cup

## RACE 6 - ROUND 2 - LAP CHART

**LAP 11** @ 10:24:45.097

NO	BEHIND	LAP TIME
9		1:52.115
6	0.718	1:52.566
22	2.570	1:52.406
80	1 Lap	2:02.990
8	3.375	1:52.798
1	6.572	1:53.216
99	9.118	1:52.592
26	9.489	1:52.517
3	11.520	1:53.084
33	21.127	1:55.315
19	25.467	1:54.863
55	33.951	1:54.674
52	1 Lap	2:03.543
69	47.750	1:55.124
40	48.261	1:55.177
12	51.044	1:55.718
42	57.540	1:56.152
31	57.973	1:55.984
20	1 Lap	2:37.185
16	1:18.002	1:56.461
7	1:18.506	1:55.717
77	1:29.762	1:58.986

Weather / Track : Cloudy / Dry

Results can be found at [www.tsl-timing.com](http://www.tsl-timing.com)

Page 3 of 3

Oulton Park International  
Circuit Length = 2.6920 miles  
Start: 10:03 Flag 10:24 End: 10:29

Printed - 10:30 Monday, 06 April 2015

# Milltek Sport Volkswagen Racing Cup

## RACE 6 - ROUND 2 - POSITION CHART

No	Name	Lap												
		Pos	1	2	3	4	5	6	7	8	9	10	11	
1	FULBROOK	1	9	9	9	9	9	9	9	9	9	9	9	9
9	MCMILLAN	2	6	6	6	6	6	6	6	6	6	6	6	6
33	ORROCK	3	1	1	1	8	8	8	8	8	8	8	22	22
22	FULLER	4	8	33	8	22	22	22	22	22	22	22	8	8
8	MASON	5	33	8	22	1	1	1	1	1	1	1	1	1
6	SUTTON	6	26	22	99	99	99	99	99	99	99	99	99	99
26	ALLEN	7	22	99	3	3	3	3	3	3	3	26	26	26
99	WALKER-TULLY	8	99	3	26	26	26	26	26	26	3	3	3	3
19	THOMPSON	9	3	26	19	19	19	33	33	33	33	33	33	33
3	HOUSE	10	19	19	33	33	33	19	19	19	19	19	19	19
55	DEATON	11	55	55	55	55	55	55	55	55	55	55	55	55
24	RUDD	12	40	40	69	40	40	40	69	69	69	69	69	69
40	TOMLINSON	13	31	69	40	69	69	69	40	40	40	40	40	40
42	MORRIS	14	69	12	12	12	12	12	12	12	12	12	12	12
77	SMITH	15	12	31	31	31	31	31	42	42	42	42	42	42
31	WILSON	16	16	42	42	42	42	42	31	31	31	31	31	31
69	CLYNES	17	77	77	77	77	16	16	16	16	16	16	16	16
16	TILLET	18	24	16	16	16	77	77	77	7	7	7	7	7
12	EPPS	19	42	7	7	7	7	7	7	77	77	77	77	77
80	DAVIES	20	80	80	80	20	20	20	80	80	80	80	80	80
52	STANIUKYNAS	21	7	20	20	80	80	80	20	20	20	20	52	52
20	MARCANO	22	20	5	5	5	5	52	52	52	52	52	20	20
7	DEHADRAY	23	5	52	52	52	52							
5	THOMPSON	24	52											

Weather / Track : Cloudy / Dry

Results can be found at [www.tsl-timing.com](http://www.tsl-timing.com)

Oulton Park International  
 Circuit Length = 2.6920 miles  
 Start: 10:03 Flag 10:24 End: 10:29

Printed - 10:31 Monday, 06 April 2015

# Milltek Sport Volkswagen Racing Cup

## RACE 6 - ROUND 2 - BEST SPEEDS

POS	INTERMEDIATE 1			INTERMEDIATE 2			FINISH LINE		
	NO	NAME	MPH	NO	NAME	MPH	NO	NAME	MPH
1	9	MCMILLAN	112.7	8	MASON	97.5	8	MASON	103.0
2	6	SUTTON	112.5	9	MCMILLAN	96.8	9	MCMILLAN	103.0
3	22	FULLER	112.2	6	SUTTON	96.2	6	SUTTON	102.9
4	8	MASON	111.8	22	FULLER	96.0	22	FULLER	102.7
5	19	THOMPSON	110.1	99	WALKER-TULLY	95.8	99	WALKER-TULLY	102.1
6	26	ALLEN	110.1	69	CLYNES	95.4	33	ORROCK	101.6
7	3	HOUSE	110.0	1	FULBROOK	94.9	42	MORRIS	101.6
8	99	WALKER-TULLY	109.6	42	MORRIS	94.7	69	CLYNES	101.6
9	16	TILLET	109.4	26	ALLEN	94.1	52	STANIUKYNAS	101.5
10	55	DEATON	109.4	33	ORROCK	93.9	3	HOUSE	101.3
11	69	CLYNES	109.2	3	HOUSE	93.8	55	DEATON	100.9
12	33	ORROCK	108.9	55	DEATON	93.7	1	FULBROOK	100.7
13	40	TOMLINSON	108.9	20	MARCANO	93.5	7	DEHADRAY	100.7
14	20	MARCANO	108.7	77	SMITH	93.5	26	ALLEN	100.6
15	42	MORRIS	108.7	7	DEHADRAY	93.4	19	THOMPSON	100.3
16	1	FULBROOK	108.4	16	TILLET	93.3	40	TOMLINSON	100.3
17	31	WILSON	108.4	52	STANIUKYNAS	93.3	20	MARCANO	100.0
18	80	DAVIES	108.4	19	THOMPSON	92.6	16	TILLET	99.8
19	7	DEHADRAY	108.0	40	TOMLINSON	92.6	80	DAVIES	99.7
20	52	STANIUKYNAS	107.3	80	DAVIES	92.1	77	SMITH	99.5
21	77	SMITH	106.5	5	THOMPSON	91.6	31	WILSON	98.8
22	12	EPPS	105.6	31	WILSON	91.1	5	THOMPSON	97.3
23	24	RUDD	104.0	12	EPPS	89.2	24	RUDD	96.9
24	5	THOMPSON	101.2	24	RUDD	88.8	12	EPPS	95.4

Weather / Track : Cloudy / Dry

Results can be found at [www.tsl-timing.com](http://www.tsl-timing.com)

Oulton Park International  
 Circuit Length = 2.6920 miles  
 Start: 10:03 Flag 10:24 End: 10:29

Printed - 10:30 Monday, 06 April 2015

# Milltek Sport Volkswagen Racing Cup

## RACE 6 - ROUND 2 - BEST SECTORS

SECTOR 1			SECTOR 2			SECTOR 3			IDEAL / BEST COMPARISON						
POS	NO	NAME	TIME	NO	NAME	TIME	NO	NAME	TIME	POS	NO	NAME	IDEAL	BEST	DIFF
													PERFECT LAP	1:50.922	
1	9	MCMILLAN	27.295	22	FULLER	52.973	9	MCMILLAN	30.654	1	9	MCMILLAN	1:51.035	1:51.541	0.506
2	8	MASON	27.378	8	MASON	53.055	8	MASON	30.742	2	8	MASON	1:51.175	1:51.418	0.243
3	22	FULLER	27.428	9	MCMILLAN	53.086	6	SUTTON	30.749	3	22	FULLER	1:51.181	1:51.510	0.329
4	99	WALKER-TULLY	27.508	6	SUTTON	53.189	22	FULLER	30.780	4	6	SUTTON	1:51.547	1:51.617	0.070
5	26	ALLEN	27.545	1	FULBROOK	53.306	1	FULBROOK	30.933	5	1	FULBROOK	1:51.857	1:52.255	0.398
6	6	SUTTON	27.609	99	WALKER-TULLY	53.620	26	ALLEN	31.022	6	99	WALKER-TULLY	1:52.181	1:52.243	0.062
7	1	FULBROOK	27.618	3	HOUSE	53.638	99	WALKER-TULLY	31.053	7	26	ALLEN	1:52.273	1:52.414	0.141
8	3	HOUSE	27.635	26	ALLEN	53.706	33	ORROCK	31.069	8	3	HOUSE	1:52.362	1:52.462	0.100
9	19	THOMPSON	27.694	33	ORROCK	53.758	3	HOUSE	31.089	9	33	ORROCK	1:52.529	1:52.721	0.192
10	33	ORROCK	27.702	19	THOMPSON	54.634	19	THOMPSON	31.379	10	19	THOMPSON	1:53.707	1:53.769	0.062
11	55	DEATON	28.042	69	CLYNES	54.802	40	TOMLINSON	31.385	11	55	DEATON	1:54.549	1:54.674	0.125
12	12	EPPS	28.137	55	DEATON	54.852	7	DEHADRAY	31.477	12	69	CLYNES	1:55.055	1:55.124	0.069
13	31	WILSON	28.369	42	MORRIS	55.238	55	DEATON	31.655	13	40	TOMLINSON	1:55.059	1:55.177	0.118
14	40	TOMLINSON	28.427	40	TOMLINSON	55.247	69	CLYNES	31.670	14	7	DEHADRAY	1:55.310	1:55.717	0.407
15	42	MORRIS	28.442	7	DEHADRAY	55.256	16	TILLET	31.750	15	31	WILSON	1:55.524	1:55.732	0.208
16	16	TILLET	28.477	31	WILSON	55.340	31	WILSON	31.815	16	42	MORRIS	1:55.538	1:55.636	0.098
17	7	DEHADRAY	28.577	12	EPPS	55.408	42	MORRIS	31.858	17	12	EPPS	1:55.594	1:55.718	0.124
18	69	CLYNES	28.583	16	TILLET	55.713	12	EPPS	32.049	18	16	TILLET	1:55.940	1:56.443	0.503
19	20	MARCANO	28.680	77	SMITH	56.758	77	SMITH	32.520	19	77	SMITH	1:58.678	1:58.902	0.224
20	80	DAVIES	29.028	20	MARCANO	57.662	20	MARCANO	32.751	20	20	MARCANO	1:59.093	1:59.630	0.537
21	77	SMITH	29.400	80	DAVIES	57.739	24	RUDD	32.991	21	80	DAVIES	1:59.868	2:00.878	1.010
22	52	STANIUKYNAS	30.445	5	THOMPSON	58.162	80	DAVIES	33.101	22	5	THOMPSON	2:02.013	2:02.893	0.880
23	5	THOMPSON	30.484	52	STANIUKYNAS	58.960	5	THOMPSON	33.367	23	52	STANIUKYNAS	2:03.389	2:03.543	0.154
24				24	RUDD	1:00.082	52	STANIUKYNAS	33.984	24	24	RUDD		2:15.952	

Weather / Track : Cloudy / Dry

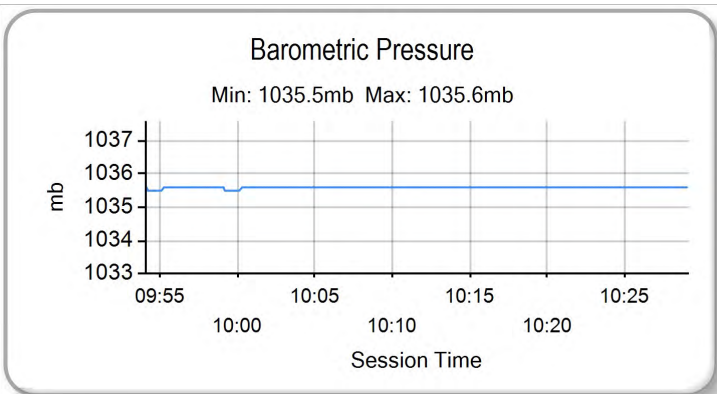
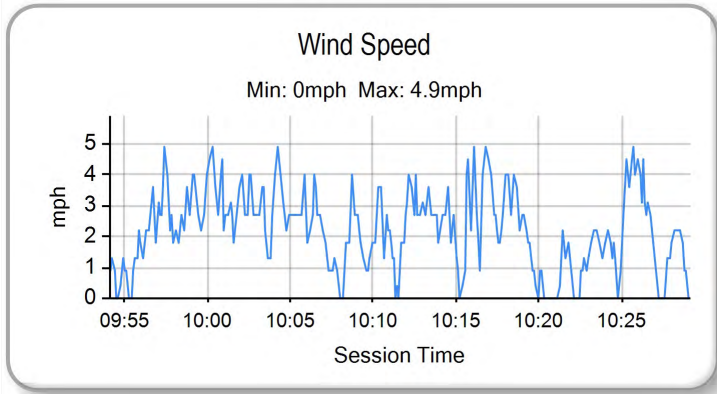
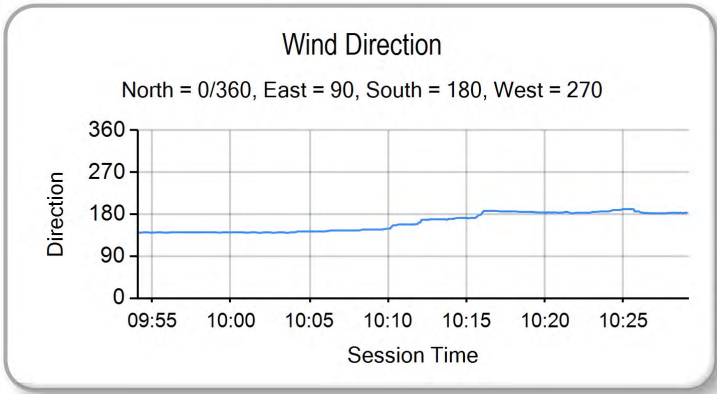
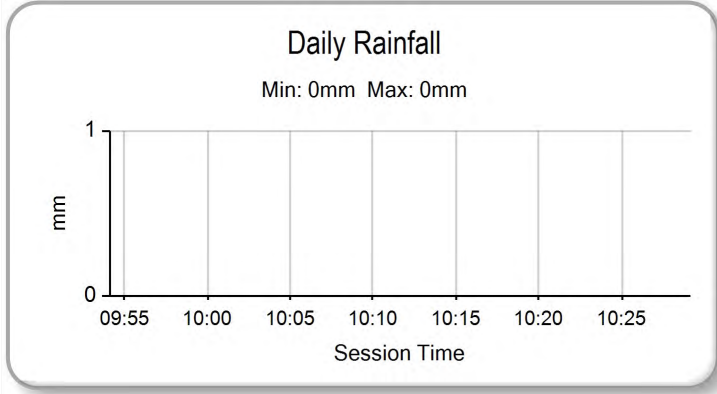
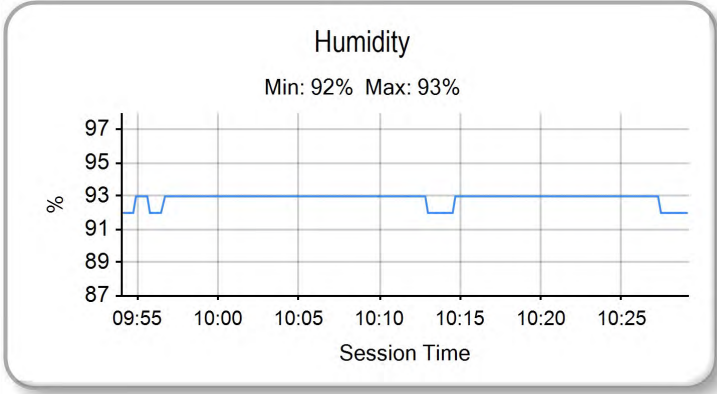
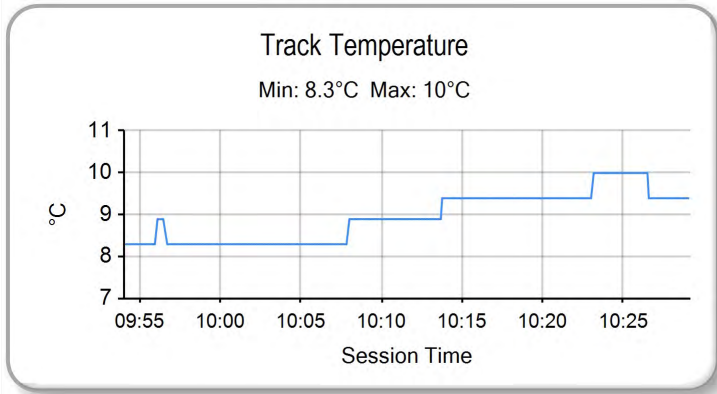
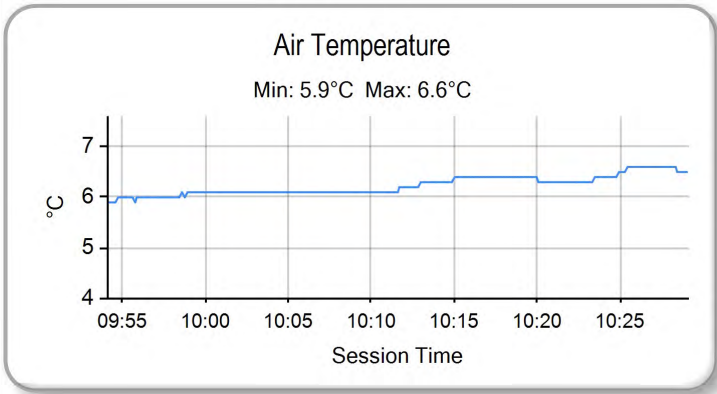
Results can be found at [www.tsl-timing.com](http://www.tsl-timing.com)

Oulton Park International  
 Circuit Length = 2.6920 miles  
 Start: 10:03 Flag 10:24 End: 10:29

Printed - 10:30 Monday, 06 April 2015

# Milltek Sport Volkswagen Racing Cup

## RACE 6 - ROUND 2 - WEATHER CONDITIONS



Weather / Track : Cloudy / Dry

Results can be found at [www.tsl-timing.com](http://www.tsl-timing.com)

Oulton Park International  
 Circuit Length = 2.6920 miles  
 Start: 10:03 Flag 10:24 End: 10:29

Printed - 10:32 Monday, 06 April 2015

## Milltek Sport Volkswagen Racing Cup

### RACE 12 - ROUND 3 - CLASSIFICATION

POS	NO	NAME	ENTRY	LAPS	TIME	GAP	DIFF	MPH	BEST	ON
1	6	David SUTTON	Scirocco - Slidesports	11	20:39.466			86.00	1:51.705	5
2	22	Howard FULLER	Golf - Team Hard Racing	11	20:40.197	0.731	0.731	85.95	1:51.662	8
3	33	Lucas ORROCK	Scirocco - Milltek Sport	11	20:51.468	12.002	11.271	85.18	1:52.166	3
4	8	Aaron MASON	Scirocco - AWM Motorsport	11	20:57.010	17.544	5.542	84.80	1:52.792	3
5	3	Phil HOUSE	Scirocco - PH Motorsport	11	21:07.255	27.789	10.245	84.12	1:53.057	2
6	1	Joe FULBROOK	Golf - AWM/Safe & Sound	11	21:08.926	29.460	1.671	84.01	1:53.401	11
7	26	Lee ALLEN	Scirocco - Maximum Motorsport	11	21:12.230	32.764	3.304	83.79	1:53.750	2
8	99	Jack WALKER-TULLY	Scirocco - Cooke & Mason	11	21:13.805	34.339	1.575	83.68	1:53.719	4
9	19	Bobby THOMPSON	Golf - Team Hard Racing	11	21:18.652	39.186	4.847	83.37	1:54.654	11
10	9*	Joe MCMILLAN	Scirocco - Cobra Engineering	11	21:25.053	45.587	6.401	82.95	1:54.334	5
11	12	Michael EPPS	Golf - Team Hard Racing	11	21:42.117	1:02.651	17.064	81.86	1:56.875	6
12	42	Phil MORRIS	Golf - KPM Racing	11	21:42.234	1:02.768	0.117	81.86	1:56.154	9
13	16	Laura TILLET	Golf - Team Hard Racing	11	21:45.929	1:06.463	3.695	81.63	1:55.571	9
14	40	Simon TOMLINSON	Golf - AWM Motorsport	11	21:47.260	1:07.794	1.331	81.54	1:54.437	10
15	66	Pete LITTLER	Scirocco - JW Bird Motorsport	11	21:49.296	1:09.830	2.036	81.42	1:56.100	9
16	24	Simon RUDD	Golf - Team Hard Racing	11	21:51.172	1:11.706	1.876	81.30	1:57.139	6
17	80*	Peter DAVIES	Golf - Team Hard Racing	11	22:37.791	1:58.325	46.619	78.51	1:57.753	11
18	52	Karolis STANIUKYNAS	Golf - Team Hard Racing	11	22:41.226	2:01.760	3.435	78.31	2:00.847	9

#### NOT CLASSIFIED

DNF	77	Mark SMITH	Scirocco - Infront Motorsport	10	20:30.629	1 Lap	1 Lap	78.75	1:57.712	5
DNF	31	Matthew WILSON	Golf - Complete Racing	9	17:45.127	2 Laps	1 Lap	81.88	1:55.352	8
DNF	55	Simon DEATON	Scirocco - Maximum Motorsport	7	13:37.624	4 Laps	2 Laps	82.97	1:54.775	2
DNF	7	Paul DEHADRAY	Scirocco - JW Bird Motorsport	5	10:05.123	6 Laps	2 Laps	80.07	1:57.470	5
DNF	20	Damani MARCANO	Golf - Team Hard Racing	3	8:23.092	8 Laps	2 Laps	57.79	2:36.036	2
DNF	69	Mark CLYNES	Scirocco - JW Bird Motorsport	2	4:10.239	9 Laps	1 Lap	77.45	1:58.812	2
DNF	5	Cameron THOMPSON	Scirocco - Maximum Motorsport	1	2:31.411	10 Laps	1 Lap	64.00		

#### FASTEST LAP

22	Howard FULLER	Golf - Team Hard Racing	8	1:51.662	86.79 mph	139.67 kph
----	---------------	-------------------------	---	----------	-----------	------------

\* Cars 9 & 80 - 10 Second penalty, out of position start.

Weather / Track : Sunny / Dry

These results are provisional until the conclusion of any judicial and technical matters.

Oulton Park International  
Circuit Length = 2.6920 miles  
Start: 15:12 Flag 15:32 End: 15:37

Clerk Of Course :	Timekeeper :
-------------------	--------------

# Milltek Sport Volkswagen Racing Cup

## RACE 12 - ROUND 3 - SECTOR ANALYSIS

SECTOR 1 = FL to I1, SECTOR 2 = I1 to I2, SECTOR 3 = I2 to FL, DIFF = Difference To Personal Best Lap

P1		6		David SUTTON			Scirocco - Slidesports			
IDEAL LAP TIME : 1:51.502		BEST LAP TIME : 1:51.705		DIFFERENCE : 0.203						
LAP	SECTOR 1	SECTOR 2	SECTOR 3	LAP TIME	MPH	DIFF	TIME OF DAY			
1 -		108.4	53.887	<b>94.2</b>	30.951	<b>101.2</b>	1:58.819	81.56	7.114	15:14:12.855
2 -	27.805	110.0	53.363	<b>94.2</b>	30.964	100.7	1:52.132	86.42	0.427	15:16:04.987
3 -	27.899	109.8	53.324	<b>94.2</b>	<b>30.807</b>	100.4	1:52.030	86.50	0.325	15:17:57.017
4 -	27.695	110.3	<b>53.190</b>	93.7	30.923	100.7	1:51.808 (3)	86.67	0.103	15:19:48.825
5 -	<b>27.505</b>	110.1	53.294	93.5	30.906	100.0	<b>1:51.705 (1)</b>	<b>86.75</b>		<b>15:21:40.530</b>
6 -	27.599	110.5	53.320	93.4	30.882	99.8	1:51.801 (2)	86.68	0.096	15:23:32.331
7 -	27.528	110.7	53.497	93.4	30.860	100.4	1:51.885	86.61	0.180	15:25:24.216
8 -	27.609	110.5	53.344	93.9	30.974	99.8	1:51.927	86.58	0.222	15:27:16.143
9 -	27.755	109.8	53.594	94.1	31.052	100.1	1:52.401	86.22	0.696	15:29:08.544
10 -	27.659	<b>110.9</b>	53.695	93.4	30.985	100.0	1:52.339	86.26	0.634	15:31:00.883
11 -	27.607	<b>110.9</b>	53.784	93.3	31.228	100.7	1:52.619	86.05	0.914	15:32:53.502

P2		22		Howard FULLER			Golf - Team Hard Racing			
IDEAL LAP TIME : 1:51.503		BEST LAP TIME : 1:51.662		DIFFERENCE : 0.159						
LAP	SECTOR 1	SECTOR 2	SECTOR 3	LAP TIME	MPH	DIFF	TIME OF DAY			
1 -		108.2	54.484	93.5	31.113	<b>100.6</b>	1:59.874	80.84	8.212	15:14:13.910
2 -	27.817	110.0	53.537	93.4	31.108	<b>100.6</b>	1:52.462	86.17	0.800	15:16:06.372
3 -	27.500	110.0	53.284	93.8	30.986	<b>100.6</b>	1:51.770 (3)	86.70	0.108	15:17:58.142
4 -	27.575	110.1	53.244	<b>93.9</b>	<b>30.897</b>	<b>100.6</b>	1:51.716 (2)	86.74	0.054	15:19:49.858
5 -	27.531	110.1	<b>53.187</b>	93.5	31.078	100.1	1:51.796	86.68	0.134	15:21:41.654
6 -	27.538	<b>110.3</b>	53.257	<b>93.9</b>	31.042	100.4	1:51.837	86.65	0.175	15:23:33.491
7 -	27.471	109.8	53.369	93.2	30.985	100.1	1:51.825	86.66	0.163	15:25:25.316
8 -	<b>27.419</b>	110.1	53.249	93.8	30.994	100.1	<b>1:51.662 (1)</b>	<b>86.79</b>		<b>15:27:16.978</b>
9 -	27.435	109.1	53.670	93.7	30.989	100.0	1:52.094	86.45	0.432	15:29:09.072
10 -	27.722	<b>110.3</b>	53.670	92.9	31.081	100.1	1:52.473	86.16	0.811	15:31:01.545
11 -	27.667	110.0	53.810	93.4	31.211	100.1	1:52.688	86.00	1.026	15:32:54.233

P3		33		Lucas ORROCK			Scirocco - Milltek Sport			
IDEAL LAP TIME : 1:52.040		BEST LAP TIME : 1:52.166		DIFFERENCE : 0.126						
LAP	SECTOR 1	SECTOR 2	SECTOR 3	LAP TIME	MPH	DIFF	TIME OF DAY			
1 -		108.0	54.798	93.7	<b>31.022</b>	<b>101.2</b>	2:00.197	80.62	8.031	15:14:14.233
2 -	27.684	109.4	53.678	<b>93.8</b>	31.108	100.7	1:52.470 (3)	86.16	0.304	15:16:06.703
3 -	<b>27.544</b>	<b>110.1</b>	<b>53.474</b>	<b>93.8</b>	31.148	100.4	<b>1:52.166 (1)</b>	<b>86.40</b>		<b>15:17:58.869</b>
4 -	27.765	109.8	53.535	<b>93.8</b>	31.163	100.1	1:52.463 (2)	86.17	0.297	15:19:51.332
5 -	27.829	109.2	54.107	93.2	31.263	100.0	1:53.199	85.61	1.033	15:21:44.531
6 -	27.789	109.1	54.091	93.0	31.312	100.0	1:53.192	85.61	1.026	15:23:37.723
7 -	27.820	108.9	55.264	93.0	31.257	99.7	1:54.341	84.75	2.175	15:25:32.064
8 -	27.753	109.2	53.851	<b>93.8</b>	31.290	100.1	1:52.894	85.84	0.728	15:27:24.958
9 -	27.851	108.7	54.028	93.5	31.355	100.4	1:53.234	85.58	1.068	15:29:18.192
10 -	27.862	109.1	54.207	93.5	31.416	100.0	1:53.485	85.39	1.319	15:31:11.677
11 -	27.915	108.5	54.510	93.3	31.402	95.7	1:53.827	85.14	1.661	15:33:05.504

P4		8		Aaron MASON			Scirocco - AWM Motorsport			
IDEAL LAP TIME : 1:52.247		BEST LAP TIME : 1:52.792		DIFFERENCE : 0.545						
LAP	SECTOR 1	SECTOR 2	SECTOR 3	LAP TIME	MPH	DIFF	TIME OF DAY			
1 -		105.1	55.314	94.2	31.125	102.2	2:01.904	79.49	9.112	15:14:15.940
2 -	28.020	110.5	54.539	94.7	<b>30.849</b>	<b>102.7</b>	1:53.408	85.45	0.616	15:16:09.348
3 -	<b>27.555</b>	<b>111.4</b>	<b>53.843</b>	<b>96.0</b>	31.394	101.2	<b>1:52.792 (1)</b>	<b>85.92</b>		<b>15:18:02.140</b>
4 -	27.879	110.7	54.040	94.5	31.200	101.8	1:53.119 (2)	85.67	0.327	15:19:55.259
5 -	27.666	110.7	54.398	94.1	31.369	101.8	1:53.433	85.43	0.641	15:21:48.692
6 -	27.869	107.8	54.349	95.0	31.068	102.2	1:53.286 (3)	85.54	0.494	15:23:41.978
7 -	28.102	108.5	54.108	95.1	31.083	101.2	1:53.293	85.54	0.501	15:25:35.271
8 -	27.770	109.8	54.681	93.7	31.559	100.7	1:54.010	85.00	1.218	15:27:29.281
9 -	28.226	109.1	55.092	93.8	31.395	101.0	1:54.713	84.48	1.921	15:29:23.994
10 -	27.790	110.7	54.463	93.9	31.407	101.3	1:53.660	85.26	0.868	15:31:17.654
11 -	27.597	108.9	54.441	93.4	31.354	101.6	1:53.392	85.46	0.600	15:33:11.046

Weather / Track : Sunny / Dry

Oulton Park International  
Circuit Length = 2.6920 miles  
Start: 15:12 Flag 15:32 End: 15:37

# Milltek Sport Volkswagen Racing Cup

## RACE 12 - ROUND 3 - SECTOR ANALYSIS

SECTOR 1 = FL to I1, SECTOR 2 = I1 to I2, SECTOR 3 = I2 to FL, DIFF = Difference To Personal Best Lap

<b>P5</b>		<b>3</b>		<b>Phil HOUSE</b>		Scirocco - PH Motorsport				
IDEAL LAP TIME : 1:52.913		BEST LAP TIME : 1:53.057		DIFFERENCE : 0.144						
LAP	SECTOR 1	SECTOR 2	SECTOR 3	LAP TIME	MPH	DIFF	TIME OF DAY			
1 -		107.3	54.795	<b>93.7</b>	<b>31.081</b>	<b>100.7</b>	2:01.290	79.90	8.233	15:14:15.326
2 -	<b>27.845</b>	<b>109.4</b>	<b>53.987</b>	91.8	31.225	99.4	<b>1:53.057 (1)</b>	<b>85.72</b>		<b>15:16:08.383</b>
3 -	27.956	107.8	54.127	90.3	31.581	98.3	1:53.664 (2)	85.26	0.607	15:18:02.047
4 -	28.482	108.2	54.610	90.5	31.583	97.9	1:54.675	84.51	1.618	15:19:56.722
5 -	28.310	106.3	54.714	89.8	31.657	96.9	1:54.681	84.50	1.624	15:21:51.403
6 -	28.538	106.8	54.818	89.8	31.686	97.2	1:55.042	84.24	1.985	15:23:46.445
7 -	28.238	106.8	55.220	88.7	31.757	97.9	1:55.215	84.11	2.158	15:25:41.660
8 -	28.199	107.0	55.181	88.7	31.790	97.3	1:55.170	84.14	2.113	15:27:36.830
9 -	28.363	106.1	55.132	88.7	31.702	97.6	1:55.197	84.12	2.140	15:29:32.027
10 -	28.188	107.2	54.861	89.3	31.549	97.2	1:54.598 (3)	84.56	1.541	15:31:26.625
11 -	28.035	107.0	54.800	89.1	31.831	95.4	1:54.666	84.51	1.609	15:33:21.291

<b>P6</b>		<b>1</b>		<b>Joe FULBROOK</b>		Golf - AWM/Safe & Sound				
IDEAL LAP TIME : 1:53.192		BEST LAP TIME : 1:53.401		DIFFERENCE : 0.209						
LAP	SECTOR 1	SECTOR 2	SECTOR 3	LAP TIME	MPH	DIFF	TIME OF DAY			
1 -		106.3	56.034	92.3	31.372	<b>100.9</b>	2:03.687	78.35	10.286	15:14:17.723
2 -	28.063	108.0	54.320	94.5	<b>31.128</b>	100.7	1:53.511 (2)	85.37	0.110	15:16:11.234
3 -	<b>28.002</b>	108.2	54.545	93.7	31.280	100.4	1:53.827	85.14	0.426	15:18:05.061
4 -	28.646	107.3	55.984	93.8	31.142	100.6	1:55.772	83.71	2.371	15:20:00.833
5 -	28.050	107.7	55.275	94.3	31.931	98.9	1:55.256	84.08	1.855	15:21:56.089
6 -	28.144	<b>108.7</b>	56.148	<b>94.6</b>	31.648	98.1	1:55.940	83.58	2.539	15:23:52.029
7 -	28.217	108.0	55.210	93.2	31.701	98.5	1:55.128	84.17	1.727	15:25:47.157
8 -	28.438	106.6	54.566	91.9	31.487	98.9	1:54.491	84.64	1.090	15:27:41.648
9 -	28.363	105.5	54.334	93.0	31.462	99.1	1:54.159	84.89	0.758	15:29:35.807
10 -	28.275	106.1	54.206	92.9	31.273	99.1	1:53.754 (3)	85.19	0.353	15:31:29.561
11 -	28.153	105.0	<b>54.062</b>	92.8	31.186	99.5	<b>1:53.401 (1)</b>	<b>85.46</b>		<b>15:33:22.962</b>

<b>P7</b>		<b>26</b>		<b>Lee ALLEN</b>		Scirocco - Maximum Motorsport				
IDEAL LAP TIME : 1:53.565		BEST LAP TIME : 1:53.750		DIFFERENCE : 0.185						
LAP	SECTOR 1	SECTOR 2	SECTOR 3	LAP TIME	MPH	DIFF	TIME OF DAY			
1 -		108.5	55.690	<b>93.5</b>	31.431	<b>100.0</b>	2:02.846	78.88	9.096	15:14:16.882
2 -	<b>27.819</b>	<b>109.6</b>	54.702	92.9	<b>31.229</b>	99.7	<b>1:53.750 (1)</b>	<b>85.19</b>		<b>15:16:10.632</b>
3 -	28.052	108.5	54.777	92.8	31.383	99.1	1:54.212 (2)	84.85	0.462	15:18:04.844
4 -	28.216	108.0	55.596	91.8	31.573	98.9	1:55.385	83.99	1.635	15:20:00.229
5 -	28.207	107.5	55.450	92.4	31.710	99.2	1:55.367	84.00	1.617	15:21:55.596
6 -	28.405	107.7	56.215	93.2	31.475	98.8	1:56.095	83.47	2.345	15:23:51.691
7 -	28.169	107.8	55.303	92.9	31.896	97.9	1:55.368	84.00	1.618	15:25:47.059
8 -	28.657	108.2	55.302	91.9	31.621	97.9	1:55.580	83.84	1.830	15:27:42.639
9 -	27.860	109.1	54.987	92.3	31.727	99.1	1:54.574	84.58	0.824	15:29:37.213
10 -	28.245	108.5	54.672	92.8	31.779	97.9	1:54.696	84.49	0.946	15:31:31.909
11 -	28.129	107.8	<b>54.517</b>	92.4	31.711	97.9	1:54.357 (3)	84.74	0.607	15:33:26.266

<b>P8</b>		<b>99</b>		<b>Jack WALKER-TULLY</b>		Scirocco - Cooke & Mason				
IDEAL LAP TIME : 1:53.638		BEST LAP TIME : 1:53.719		DIFFERENCE : 0.081						
LAP	SECTOR 1	SECTOR 2	SECTOR 3	LAP TIME	MPH	DIFF	TIME OF DAY			
1 -		109.8	57.053	94.1	31.590	<b>101.3</b>	2:06.673	76.50	12.954	15:14:20.709
2 -	28.064	109.6	54.898	<b>96.4</b>	31.630	101.2	1:54.592	84.57	0.873	15:16:15.301
3 -	<b>27.985</b>	108.0	54.772	95.1	31.638	98.8	1:54.395 (2)	84.71	0.676	15:18:09.696
4 -	28.066	108.4	<b>54.321</b>	95.3	<b>31.332</b>	99.8	<b>1:53.719 (1)</b>	<b>85.22</b>		<b>15:20:03.415</b>
5 -	28.005	109.6	54.825	95.1	31.639	99.7	1:54.469 (3)	84.66	0.750	15:21:57.884
6 -	28.325	109.1	55.113	95.5	31.707	100.3	1:55.145	84.16	1.426	15:23:53.029
7 -	28.327	109.1	55.028	95.4	31.835	99.5	1:55.190	84.13	1.471	15:25:48.219
8 -	28.242	109.4	54.804	96.0	31.673	100.3	1:54.719	84.47	1.000	15:27:42.938
9 -	28.013	<b>110.3</b>	54.934	94.9	32.123	100.4	1:55.070	84.22	1.351	15:29:38.008
10 -	28.187	109.8	54.696	94.9	31.838	100.0	1:54.721	84.47	1.002	15:31:32.729
11 -	28.281	108.7	54.947	94.7	31.884	93.5	1:55.112	84.19	1.393	15:33:27.841

Weather / Track : Sunny / Dry

Oulton Park International  
Circuit Length = 2.6920 miles  
Start: 15:12 Flag 15:32 End: 15:37

# Milltek Sport Volkswagen Racing Cup

## RACE 12 - ROUND 3 - SECTOR ANALYSIS

SECTOR 1 = FL to I1, SECTOR 2 = I1 to I2, SECTOR 3 = I2 to FL, DIFF = Difference To Personal Best Lap

P9 19		Bobby THOMPSON					Golf - Team Hard Racing			
IDEAL LAP TIME : 1:54.586		BEST LAP TIME : 1:54.654			DIFFERENCE : 0.068					
LAP	SECTOR 1	SECTOR 2	SECTOR 3	LAP TIME	MPH	DIFF	TIME OF DAY			
1 -		108.0	56.574	<b>91.5</b>	31.921	97.9	2:05.237	77.38	10.583	15:14:19.273
2 -	28.153	108.9	55.171	91.1	31.825	97.5	1:55.149	84.16	0.495	15:16:14.422
3 -	28.679	106.8	55.603	90.5	32.658	<b>98.1</b>	1:56.940	82.87	2.286	15:18:11.362
4 -	28.331	108.2	55.753	91.0	32.071	<b>98.1</b>	1:56.155	83.43	1.501	15:20:07.517
5 -	28.291	107.3	55.103	90.6	31.896	97.9	1:55.290	84.06	0.636	15:22:02.807
6 -	28.172	107.5	55.234	91.4	<b>31.798</b>	97.3	1:55.204	84.12	0.550	15:23:58.011
7 -	28.098	108.2	54.996	90.8	31.944	97.6	1:55.038	84.24	0.384	15:25:53.049
8 -	28.020	<b>109.1</b>	55.092	90.4	32.053	97.3	1:55.165	84.15	0.511	15:27:48.214
9 -	<b>27.898</b>	108.0	55.125	90.5	31.949	96.5	1:54.972 (3)	84.29	0.318	15:29:43.186
10 -	28.048	108.0	54.998	90.9	31.802	97.3	1:54.848 (2)	84.38	0.194	15:31:38.034
11 -	27.931	107.8	<b>54.890</b>	90.4	31.833	97.1	<b>1:54.654 (1)</b>	<b>84.52</b>		<b>15:33:32.688</b>

P10 9		Joe MCMILLAN					Scirocco - Cobra Engineering			
IDEAL LAP TIME : 1:54.278		BEST LAP TIME : 1:54.334			DIFFERENCE : 0.056					
LAP	SECTOR 1	SECTOR 2	SECTOR 3	LAP TIME	MPH	DIFF	TIME OF DAY			
1 -		107.7	56.390	92.1	31.612	99.2	2:04.557	77.80	10.223	15:14:18.593
2 -	28.306	109.2	54.863	92.5	<b>31.478</b>	98.6	1:54.647 (3)	84.53	0.313	15:16:13.240
3 -	28.442	108.0	54.982	91.0	31.529	98.5	1:54.953	84.30	0.619	15:18:08.193
4 -	28.169	108.7	54.867	91.4	31.522	<b>99.8</b>	1:54.558 (2)	84.59	0.224	15:20:02.751
5 -	28.046	107.7	<b>54.764</b>	92.3	31.524	99.2	<b>1:54.334 (1)</b>	<b>84.76</b>		<b>15:21:57.085</b>
6 -	<b>28.036</b>	109.2	55.965	90.4	31.780	98.6	1:55.781	83.70	1.447	15:23:52.866
7 -	28.371	109.1	55.662	<b>93.3</b>	31.699	99.2	1:55.732	83.73	1.398	15:25:48.598
8 -	28.207	<b>109.8</b>	54.997	91.6	31.676	99.4	1:54.880	84.36	0.546	15:27:43.478
9 -	28.302	108.9	55.218	91.1	31.824	98.3	1:55.344	84.02	1.010	15:29:38.822
10 -	28.204	109.1	55.050	91.6	31.803	98.6	1:55.057	84.23	0.723	15:31:33.879
11 -	28.214	109.6	55.095	92.0	31.901	96.4	1:55.210	84.11	0.876	15:33:29.089

P11 12		Michael EPPS					Golf - Team Hard Racing			
IDEAL LAP TIME : 1:56.828		BEST LAP TIME : 1:56.875			DIFFERENCE : 0.047					
LAP	SECTOR 1	SECTOR 2	SECTOR 3	LAP TIME	MPH	DIFF	TIME OF DAY			
1 -		103.2	57.831	<b>87.2</b>	32.643	93.8	2:07.747	75.86	10.872	15:14:21.783
2 -	28.502	104.2	56.169	87.1	32.466	<b>94.1</b>	1:57.137 (2)	82.73	0.262	15:16:18.920
3 -	28.499	103.2	56.291	86.9	32.453	93.2	1:57.243	82.65	0.368	15:18:16.163
4 -	28.681	103.0	56.150	<b>87.2</b>	32.599	93.3	1:57.430	82.52	0.555	15:20:13.593
5 -	28.619	103.2	56.127	86.8	32.528	93.2	1:57.274	82.63	0.399	15:22:10.867
6 -	<b>28.398</b>	103.8	56.037	87.1	<b>32.440</b>	93.5	<b>1:56.875 (1)</b>	<b>82.92</b>		<b>15:24:07.742</b>
7 -	28.516	103.0	56.164	86.8	32.547	93.3	1:57.227 (3)	82.67	0.352	15:26:04.969
8 -	28.472	103.2	56.407	86.7	33.391	92.9	1:58.270	81.94	1.395	15:28:03.239
9 -	28.904	103.4	56.203	87.1	32.616	93.4	1:57.723	82.32	0.848	15:30:00.962
10 -	28.399	<b>104.3</b>	56.668	84.4	32.805	92.8	1:57.872	82.21	0.997	15:31:58.834
11 -	28.664	103.2	<b>55.990</b>	87.0	32.665	93.0	1:57.319	82.60	0.444	15:33:56.153

P12 42		Phil MORRIS					Golf - KPM Racing			
IDEAL LAP TIME : 1:55.991		BEST LAP TIME : 1:56.154			DIFFERENCE : 0.163					
LAP	SECTOR 1	SECTOR 2	SECTOR 3	LAP TIME	MPH	DIFF	TIME OF DAY			
1 -		103.7	58.816	94.2	32.704	<b>101.3</b>	2:09.753	74.68	13.599	15:14:23.789
2 -	29.149	107.5	56.333	94.3	32.751	101.0	1:58.233	81.96	2.079	15:16:22.022
3 -	28.965	107.8	56.192	94.2	32.444	100.0	1:57.601	82.40	1.447	15:18:19.623
4 -	29.260	107.0	56.369	93.4	32.429	100.9	1:58.058	82.08	1.904	15:20:17.681
5 -	30.480	105.3	56.151	93.7	32.420	100.0	1:59.051	81.40	2.897	15:22:16.732
6 -	28.792	108.5	<b>55.477</b>	93.9	32.144	101.2	1:56.413 (3)	83.24	0.259	15:24:13.145
7 -	28.771	107.3	55.509	<b>94.7</b>	<b>31.973</b>	100.7	1:56.253 (2)	83.36	0.099	15:26:09.398
8 -	29.044	108.2	55.816	93.5	32.280	101.2	1:57.140	82.73	0.986	15:28:06.538
9 -	<b>28.541</b>	108.2	55.516	94.2	32.097	100.1	<b>1:56.154 (1)</b>	<b>83.43</b>		<b>15:30:02.692</b>
10 -	28.569	<b>108.7</b>	55.589	92.8	32.316	100.6	1:56.474	83.20	0.320	15:31:59.166
11 -	28.927	108.4	55.767	93.4	32.410	100.4	1:57.104	82.75	0.950	15:33:56.270

Weather / Track : Sunny / Dry

Oulton Park International  
Circuit Length = 2.6920 miles  
Start: 15:12 Flag 15:32 End: 15:37

# Milltek Sport Volkswagen Racing Cup

## RACE 12 - ROUND 3 - SECTOR ANALYSIS

SECTOR 1 = FL to I1, SECTOR 2 = I1 to I2, SECTOR 3 = I2 to FL, DIFF = Difference To Personal Best Lap

P13 16		Laura TILLET					Golf - Team Hard Racing			
IDEAL LAP TIME : 1:55.571		BEST LAP TIME : 1:55.571					DIFFERENCE : 0.000			
LAP	SECTOR 1	SECTOR 2		SECTOR 3		LAP TIME	MPH	DIFF	TIME OF DAY	
1 -		103.7	59.135	91.6	32.633	<b>99.4</b>	2:12.928	72.90	17.357	15:14:26.964
2 -	29.291	106.8	56.783	91.6	32.376	<b>99.4</b>	1:58.450	81.81	2.879	15:16:25.414
3 -	28.979	106.3	56.787	92.0	32.582	98.9	1:58.348	81.88	2.777	15:18:23.762
4 -	29.018	109.1	56.693	91.5	32.587	99.2	1:58.298	81.92	2.727	15:20:22.060
5 -	29.029	107.0	56.312	91.6	32.412	97.9	1:57.753	82.30	2.182	15:22:19.813
6 -	29.175	107.3	55.845	91.5	32.092	98.6	1:57.112	82.75	1.541	15:24:16.925
7 -	29.971	107.5	56.020	91.3	32.105	97.1	1:58.096	82.06	2.525	15:26:15.021
8 -	28.371	108.7	55.526	91.6	32.059	98.2	1:55.956 (2)	83.57	0.385	15:28:10.977
9 -	<b>28.314</b>	108.9	<b>55.425</b>	<b>92.4</b>	<b>31.832</b>	<b>99.4</b>	<b>1:55.571 (1)</b>	<b>83.85</b>		<b>15:30:06.548</b>
10 -	28.838	<b>110.1</b>	56.236	90.6	32.072	98.2	1:57.146	82.72	1.575	15:32:03.694
11 -	28.487	108.7	55.816	91.4	31.968	98.5	1:56.271 (3)	83.35	0.700	15:33:59.965

P14 40		Simon TOMLINSON					Golf - AWM Motorsport			
IDEAL LAP TIME : 1:54.142		BEST LAP TIME : 1:54.437					DIFFERENCE : 0.295			
LAP	SECTOR 1	SECTOR 2		SECTOR 3		LAP TIME	MPH	DIFF	TIME OF DAY	
1 -		102.9	58.881	<b>92.9</b>	32.757	<b>101.3</b>	2:11.076	73.93	16.639	15:14:25.112
2 -	29.146	108.7	57.088	92.6	32.432	100.9	1:58.666	81.66	4.229	15:16:23.778
3 -	29.155	107.5	56.874	92.8	32.184	98.6	1:58.213	81.98	3.776	15:18:21.991
4 -	28.357	108.4	1:12.451	91.5	32.099	98.9	2:12.907	72.91	18.470	15:20:34.898
5 -	28.106	106.8	55.279	91.6	32.202	99.1	1:55.587	83.84	1.150	15:22:30.485
6 -	28.918	107.8	55.364	91.3	32.070	98.8	1:56.352	83.29	1.915	15:24:26.837
7 -	28.332	107.5	54.966	91.8	31.818	98.8	1:55.116	84.18	0.679	15:26:21.953
8 -	28.185	107.3	55.571	91.8	31.857	99.1	1:55.613	83.82	1.176	15:28:17.566
9 -	27.988	108.0	54.992	91.5	31.781	99.1	1:54.761 (3)	84.44	0.324	15:30:12.327
10 -	27.890	108.5	<b>54.655</b>	92.4	31.892	99.5	<b>1:54.437 (1)</b>	<b>84.68</b>		<b>15:32:06.764</b>
11 -	<b>27.811</b>	<b>109.2</b>	55.045	91.5	<b>31.676</b>	98.5	1:54.532 (2)	84.61	0.095	15:34:01.296

P15 66		Pete LITTLER					Scirocco - JW Bird Motorsport			
IDEAL LAP TIME : 1:55.575		BEST LAP TIME : 1:56.100					DIFFERENCE : 0.525			
LAP	SECTOR 1	SECTOR 2		SECTOR 3		LAP TIME	MPH	DIFF	TIME OF DAY	
1 -		102.6	59.256	92.0	32.606	100.6	2:13.288	72.70	17.188	15:14:27.324
2 -	29.139	103.5	57.096	93.0	32.099	<b>101.2</b>	1:58.334	81.89	2.234	15:16:25.658
3 -	29.037	107.0	57.026	91.1	32.281	98.2	1:58.344	81.89	2.244	15:18:24.002
4 -	29.265	107.3	57.658	90.9	32.368	97.3	1:59.291	81.24	3.191	15:20:23.293
5 -	28.285	<b>110.5</b>	56.796	92.5	32.008	98.2	1:57.089 (3)	82.76	0.989	15:22:20.382
6 -	29.672	107.8	56.565	92.1	31.691	97.8	1:57.928	82.17	1.828	15:24:18.310
7 -	29.025	109.1	56.609	92.3	31.614	100.7	1:57.248	82.65	1.148	15:26:15.558
8 -	28.486	107.7	57.636	93.2	31.934	98.3	1:58.056	82.09	1.956	15:28:13.614
9 -	<b>27.869</b>	110.3	56.734	91.6	31.497	98.8	<b>1:56.100 (1)</b>	<b>83.47</b>		<b>15:30:09.714</b>
10 -	28.114	101.8	<b>56.307</b>	90.9	31.838	99.1	1:56.259 (2)	83.35	0.159	15:32:05.973
11 -	28.240	108.7	57.720	<b>95.0</b>	<b>31.399</b>	97.6	1:57.359	82.57	1.259	15:34:03.332

P16 24		Simon RUDD					Golf - Team Hard Racing			
IDEAL LAP TIME : 1:57.042		BEST LAP TIME : 1:57.139					DIFFERENCE : 0.097			
LAP	SECTOR 1	SECTOR 2		SECTOR 3		LAP TIME	MPH	DIFF	TIME OF DAY	
1 -		105.1	58.802	89.2	32.680	95.3	2:08.985	75.13	11.846	15:14:23.021
2 -	28.554	106.6	56.466	<b>91.0</b>	<b>32.392</b>	96.0	1:57.412	82.54	0.273	15:16:20.433
3 -	28.433	106.5	56.305	88.5	32.498	95.8	1:57.236 (2)	82.66	0.097	15:18:17.669
4 -	28.538	106.5	56.958	86.9	32.499	<b>96.1</b>	1:57.995	82.13	0.856	15:20:15.664
5 -	28.487	106.5	56.488	88.3	32.534	95.8	1:57.509	82.47	0.370	15:22:13.173
6 -	<b>28.350</b>	106.8	<b>56.300</b>	88.6	32.489	95.1	<b>1:57.139 (1)</b>	<b>82.73</b>		<b>15:24:10.312</b>
7 -	28.858	106.3	57.375	89.1	32.485	95.7	1:58.718	81.63	1.579	15:26:09.030
8 -	30.226	106.8	56.914	88.7	32.714	94.9	1:59.854	80.85	2.715	15:28:08.884
9 -	28.528	106.5	56.439	89.1	32.425	95.4	1:57.392 (3)	82.55	0.253	15:30:06.276
10 -	28.764	<b>107.0</b>	57.190	88.1	32.623	95.8	1:58.577	81.73	1.438	15:32:04.853
11 -	28.505	106.8	58.595	88.5	33.255	93.7	2:00.355	80.52	3.216	15:34:05.208

Weather / Track : Sunny / Dry

Oulton Park International  
Circuit Length = 2.6920 miles  
Start: 15:12 Flag 15:32 End: 15:37

# Milltek Sport Volkswagen Racing Cup

## RACE 12 - ROUND 3 - SECTOR ANALYSIS

SECTOR 1 = FL to I1, SECTOR 2 = I1 to I2, SECTOR 3 = I2 to FL, DIFF = Difference To Personal Best Lap

<b>P17 80</b>		<b>Peter DAVIES</b>		Golf - Team Hard Racing						
IDEAL LAP TIME : 1:57.624		BEST LAP TIME : 1:57.753		DIFFERENCE : 0.129						
LAP	SECTOR 1	SECTOR 2	SECTOR 3	LAP TIME	MPH	DIFF	TIME OF DAY			
1 -		103.7	1:00.635	91.4	33.760	98.5	2:16.154	71.17	18.401	15:14:30.190
2 -	30.418	105.6	59.499	90.3	33.834	<b>98.8</b>	2:03.751	78.31	5.998	15:16:33.941
3 -	30.782	105.8	59.333	90.5	33.849	97.9	2:03.964	78.17	6.211	15:18:37.905
4 -	30.441	106.3	59.136	91.3	33.811	96.5	2:03.388	78.54	5.635	15:20:41.293
5 -	30.374	106.1	58.856	91.3	32.949	98.5	2:02.179	79.32	4.426	15:22:43.472
6 -	31.179	106.5	58.206	91.4	33.292	98.5	2:02.677	78.99	4.924	15:24:46.149
7 -	29.705	106.8	57.593	<b>91.9</b>	33.117	98.1	2:00.415	80.48	2.662	15:26:46.564
8 -	29.669	106.1	57.868	91.4	32.512	98.6	2:00.049	80.72	2.296	15:28:46.613
9 -	29.489	106.8	56.621	91.5	32.584	98.1	1:58.694 <b>(2)</b>	81.64	0.941	15:30:45.307
10 -	29.556	106.8	56.887	90.9	<b>32.324</b>	<b>98.8</b>	1:58.767 <b>(3)</b>	81.59	1.014	15:32:44.074
11 -	<b>29.007</b>	<b>107.5</b>	<b>56.293</b>	90.9	32.453	98.6	<b>1:57.753 (1)</b>	<b>82.30</b>		<b>15:34:41.827</b>

<b>P18 52</b>		<b>Karolis STANIUKYNAS</b>		Golf - Team Hard Racing						
IDEAL LAP TIME : 2:00.414		BEST LAP TIME : 2:00.847		DIFFERENCE : 0.433						
LAP	SECTOR 1	SECTOR 2	SECTOR 3	LAP TIME	MPH	DIFF	TIME OF DAY			
1 -		105.5	1:00.637	93.0	33.877	101.0	2:16.735	70.87	15.888	15:14:30.771
2 -	31.023	106.6	59.129	92.3	34.227	100.9	2:04.379	77.91	3.532	15:16:35.150
3 -	30.723	108.4	58.420	91.5	34.087	100.0	2:03.230	78.64	2.383	15:18:38.380
4 -	30.968	106.8	58.436	92.8	33.693	95.3	2:03.097	78.72	2.250	15:20:41.477
5 -	30.974	107.7	58.500	92.4	33.546	100.6	2:03.020	78.77	2.173	15:22:44.497
6 -	30.998	<b>108.9</b>	57.681	92.5	33.287	100.6	2:01.966	79.45	1.119	15:24:46.463
7 -	30.354	108.2	57.494	92.6	33.486	100.0	2:01.334 <b>(3)</b>	79.87	0.487	15:26:47.797
8 -	30.563	108.0	57.599	<b>93.5</b>	<b>33.067</b>	<b>101.2</b>	2:01.229 <b>(2)</b>	79.94	0.382	15:28:49.026
9 -	<b>29.927</b>	<b>108.9</b>	<b>57.420</b>	88.6	33.500	99.8	<b>2:00.847 (1)</b>	<b>80.19</b>		<b>15:30:49.873</b>
10 -	30.321	108.2	57.640	91.9	33.940	100.4	2:01.901	79.50	1.054	15:32:51.774
11 -	30.869	108.2	58.563	91.4	34.056	100.6	2:03.488	78.47	2.641	15:34:55.262

<b>P19 77</b>		<b>Mark SMITH</b>		Scirocco - Infront Motorsport						
IDEAL LAP TIME : 1:57.309		BEST LAP TIME : 1:57.712		DIFFERENCE : 0.403						
LAP	SECTOR 1	SECTOR 2	SECTOR 3	LAP TIME	MPH	DIFF	TIME OF DAY			
1 -		107.7	58.810	<b>93.2</b>	32.833	<b>99.5</b>	2:10.757	74.11	13.045	15:14:24.793
2 -	29.295	<b>108.7</b>	56.811	92.1	32.677	99.1	1:58.783	81.58	1.071	15:16:23.576
3 -	29.245	107.0	56.718	92.9	33.433	99.2	1:59.396	81.16	1.684	15:18:22.972
4 -	<b>28.794</b>	107.3	56.665	86.4	32.796	98.3	1:58.255 <b>(3)</b>	81.95	0.543	15:20:21.227
5 -	28.829	107.0	<b>56.336</b>	92.1	32.547	98.5	<b>1:57.712 (1)</b>	<b>82.33</b>		<b>15:22:18.939</b>
6 -	1:00.525	101.0	56.533	91.3	<b>32.179</b>	97.6	2:29.237	64.93	31.525	15:24:48.176
7 -	28.977	106.8	57.689	91.1	33.455	98.2	2:00.121	80.67	2.409	15:26:48.297
8 -	29.531	104.6	57.302	90.8	32.620	97.9	1:59.453	81.13	1.741	15:28:47.750
9 -	28.956	105.1	56.394	90.9	32.586	98.1	1:57.936 <b>(2)</b>	82.17	0.224	15:30:45.686
10 -	29.534	104.8	56.915	90.9	32.530	97.2	1:58.979	81.45	1.267	15:32:44.665

<b>P20 31</b>		<b>Matthew WILSON</b>		Golf - Complete Racing						
IDEAL LAP TIME : 1:55.230		BEST LAP TIME : 1:55.352		DIFFERENCE : 0.122						
LAP	SECTOR 1	SECTOR 2	SECTOR 3	LAP TIME	MPH	DIFF	TIME OF DAY			
1 -		106.5	58.877	89.5	32.913	97.8	2:10.579	74.21	15.227	15:14:24.615
2 -	29.147	107.8	56.151	90.1	32.637	98.6	1:57.935	82.17	2.583	15:16:22.550
3 -	28.764	<b>108.7</b>	56.258	<b>91.5</b>	32.383	<b>98.9</b>	1:57.405	82.54	2.053	15:18:19.955
4 -	29.612	106.8	56.273	89.5	32.314	98.1	1:58.199	81.99	2.847	15:20:18.154
5 -	29.557	104.2	55.931	89.5	<b>31.806</b>	97.8	1:57.294	82.62	1.942	15:22:15.448
6 -	28.370	107.5	55.222	90.9	31.821	97.5	1:55.413 <b>(2)</b>	83.97	0.061	15:24:10.861
7 -	28.445	108.2	55.877	90.0	32.146	96.6	1:56.468 <b>(3)</b>	83.21	1.116	15:26:07.329
8 -	<b>28.331</b>	108.0	<b>55.093</b>	91.0	31.928	96.8	<b>1:55.352 (1)</b>	<b>84.01</b>		<b>15:28:02.681</b>
9 -	28.831	107.2	55.434	89.5	32.217	96.6	1:56.482	83.20	1.130	15:29:59.163

Weather / Track : Sunny / Dry

Oulton Park International  
Circuit Length = 2.6920 miles  
Start: 15:12 Flag 15:32 End: 15:37

# Milltek Sport Volkswagen Racing Cup

## RACE 12 - ROUND 3 - SECTOR ANALYSIS

SECTOR 1 = FL to I1, SECTOR 2 = I1 to I2, SECTOR 3 = I2 to FL, DIFF = Difference To Personal Best Lap

<b>P21 55</b>		<b>Simon DEATON</b>		Scirocco - Maximum Motorsport								
IDEAL LAP TIME : 1:54.586		BEST LAP TIME : 1:54.775		DIFFERENCE : 0.189								
LAP	SECTOR 1	SECTOR 2	SECTOR 3	LAP TIME	MPH	DIFF	TIME OF DAY					
1 -		107.7	56.885	93.2	31.748	100.9	2:06.246	76.76	11.471	15:14:20.282		
2 -	28.257	109.4	<b>55.024</b>	93.9	<b>31.494</b>	101.0	<b>1:54.775 (1)</b>	<b>84.43</b>		<b>15:16:15.057</b>		
3 -	28.163	102.6	55.910	<b>94.1</b>	31.807	100.3	1:55.880	83.63	1.105	15:18:10.937		
4 -	<b>28.068</b>	<b>109.8</b>	55.564	93.7	31.827	100.7	1:55.459	83.93	0.684	15:20:06.396		
5 -	28.183	109.1	55.169	92.9	31.571	100.7	1:54.923 <b>(2)</b>	84.32	0.148	15:22:01.319		
6 -	28.246	109.6	55.309	93.0	31.690	<b>101.3</b>	1:55.245	84.09	0.470	15:23:56.564		
7 -	28.304	109.6	55.057	92.9	31.735	101.2	1:55.096 <b>(3)</b>	84.20	0.321	15:25:51.660		

<b>P22 7</b>		<b>Paul DEHADRAY</b>		Scirocco - JW Bird Motorsport								
IDEAL LAP TIME : 1:57.470		BEST LAP TIME : 1:57.470		DIFFERENCE : 0.000								
LAP	SECTOR 1	SECTOR 2	SECTOR 3	LAP TIME	MPH	DIFF	TIME OF DAY					
1 -		103.4	59.045	91.5	32.584	100.1	2:12.489	73.14	15.019	15:14:26.525		
2 -	29.429	107.7	56.337	<b>92.9</b>	32.520	<b>101.3</b>	1:58.286 <b>(2)</b>	81.93	0.816	15:16:24.811		
3 -	29.187	108.2	56.659	91.4	32.610	99.4	1:58.456	81.81	0.986	15:18:23.267		
4 -	29.374	<b>108.9</b>	56.480	90.8	32.568	100.1	1:58.422 <b>(3)</b>	81.83	0.952	15:20:21.689		
5 -	<b>29.151</b>	108.7	<b>56.144</b>	90.9	<b>32.175</b>	100.0	<b>1:57.470 (1)</b>	<b>82.50</b>		<b>15:22:19.159</b>		

<b>P23 20</b>		<b>Damani MARCANO</b>		Golf - Team Hard Racing								
IDEAL LAP TIME : 2:35.706		BEST LAP TIME : 2:36.036		DIFFERENCE : 0.330								
LAP	SECTOR 1	SECTOR 2	SECTOR 3	LAP TIME	MPH	DIFF	TIME OF DAY					
1 -		55.4	1:19.265	57.4	44.650	65.4	3:02.416 <b>(2)</b>	53.12	26.380	15:15:16.452		
2 -	38.679	71.2	<b>1:13.808</b>	<b>57.9</b>	<b>43.549</b>	<b>66.5</b>	<b>2:36.036 (1)</b>	<b>62.10</b>		<b>15:17:52.488</b>		
3 -	<b>38.349</b>	<b>73.9</b>	1:16.838	56.7	IN PIT		2:44.640 <b>P</b>	58.86	8.604	15:20:37.128		

<b>P24 69</b>		<b>Mark CLYNES</b>		Scirocco - JW Bird Motorsport								
IDEAL LAP TIME : 1:58.732		BEST LAP TIME : 1:58.812		DIFFERENCE : 0.080								
LAP	SECTOR 1	SECTOR 2	SECTOR 3	LAP TIME	MPH	DIFF	TIME OF DAY					
1 -		102.7	59.138	94.6	<b>32.542</b>	<b>102.1</b>	2:11.427 <b>(2)</b>	73.73	12.615	15:14:25.463		
2 -	<b>29.301</b>	<b>110.0</b>	<b>56.889</b>	<b>94.9</b>	32.622	101.6	<b>1:58.812 (1)</b>	<b>81.56</b>		<b>15:16:24.275</b>		

<b>P25 5</b>		<b>Cameron THOMPSON</b>		Scirocco - Maximum Motorsport								
IDEAL LAP TIME :		BEST LAP TIME :		DIFFERENCE :								
LAP	SECTOR 1	SECTOR 2	SECTOR 3	LAP TIME	MPH	DIFF	TIME OF DAY					
1 -		<b>106.3</b>	<b>1:02.017</b>	<b>82.6</b>	<b>IN PIT</b>		2:31.411 <b>P</b>	64.00		15:14:45.447		

# Milltek Sport Volkswagen Racing Cup

## RACE 12 - ROUND 3 - LAP CHART

LAP 1 @ 15:14:12.855			LAP 2 @ 15:16:04.987			LAP 3 @ 15:17:57.017			LAP 4 @ 15:19:48.825			LAP 5 @ 15:21:40.530		
NO	BEHIND	LAP TIME	NO	BEHIND	LAP TIME	NO	BEHIND	LAP TIME	NO	BEHIND	LAP TIME	NO	BEHIND	LAP TIME
6		1:58.819	6		1:52.132	6		1:52.030	6		1:51.808	6		1:51.705
22	1.055	1:59.874	22	1.385	1:52.462	22	1.125	1:51.770	22	1.033	1:51.716	22	1.124	1:51.796
33	1.378	2:00.197	33	1.716	1:52.470	33	1.852	1:52.166	33	2.507	1:52.463	33	4.001	1:53.199
3	2.471	2:01.290	3	3.396	1:53.057	3	5.030	1:53.664	8	6.434	1:53.119	8	8.162	1:53.433
8	3.085	2:01.904	8	4.361	1:53.408	8	5.123	1:52.792	3	7.897	1:54.675	3	10.873	1:54.681
26	4.027	2:02.846	26	5.645	1:53.750	26	7.827	1:54.212	26	11.404	1:55.385	26	15.066	1:55.367
1	4.868	2:03.687	1	6.247	1:53.511	1	8.044	1:53.827	1	12.008	1:55.772	1	15.559	1:55.256
9	5.738	2:04.557	9	8.253	1:54.647	9	11.176	1:54.953	9	13.926	1:54.558	9	16.555	1:54.334
19	6.418	2:05.237	19	9.435	1:55.149	99	12.679	1:54.395	99	14.590	1:53.719	99	17.354	1:54.469
55	7.427	2:06.246	55	10.070	1:54.775	55	13.920	1:55.880	55	17.571	1:55.459	55	20.789	1:54.923
99	7.854	2:06.673	99	10.314	1:54.592	19	14.345	1:56.940	19	18.692	1:56.155	19	22.277	1:55.290
12	8.928	2:07.747	12	13.933	1:57.137	12	19.146	1:57.243	12	24.768	1:57.430	12	30.337	1:57.274
24	10.166	2:08.985	24	15.446	1:57.412	24	20.652	1:57.236	24	26.839	1:57.995	24	32.643	1:57.509
42	10.934	2:09.753	42	17.035	1:58.233	42	22.606	1:57.601	42	28.856	1:58.058	31	34.918	1:57.294
31	11.760	2:10.579	31	17.563	1:57.935	31	22.938	1:57.405	31	29.329	1:58.199	42	36.202	1:59.051
77	11.938	2:10.757	77	18.589	1:58.783	40	24.974	1:58.213	77	32.402	1:58.255	77	38.409	1:57.712
40	12.257	2:11.076	40	18.791	1:58.666	77	25.955	1:59.396	7	32.864	1:58.422	7	38.629	1:57.470
69	12.608	2:11.427	69	19.288	1:58.812	7	26.250	1:58.456	16	33.235	1:58.298	16	39.283	1:57.753
7	13.670	2:12.489	7	19.824	1:58.286	16	26.745	1:58.348	66	34.468	1:59.291	66	39.852	1:57.089
16	14.109	2:12.928	16	20.427	1:58.450	66	26.985	1:58.344	40	46.073	2:12.907	40	49.955	1:55.587
66	14.469	2:13.288	66	20.671	1:58.334	80	40.888	2:03.964	20	1 Lap	2:44.640 P	80	1:02.942	2:02.179
80	17.335	2:16.154	80	28.954	2:03.751	52	41.363	2:03.230	80	52.468	2:03.388	52	1:03.967	2:03.020
52	17.916	2:16.735	52	30.163	2:04.379				52	52.652	2:03.097			
5	32.592	2:31.411 P	20	1:47.501	2:36.036									
20	1:03.597	3:02.416												

Weather / Track : Sunny / Dry

Oulton Park International  
 Circuit Length = 2.6920 miles  
 Start: 15:12 Flag 15:32 End: 15:37

# Milltek Sport Volkswagen Racing Cup

## RACE 12 - ROUND 3 - LAP CHART

LAP 6 @ 15:23:32.331			LAP 7 @ 15:25:24.216			LAP 8 @ 15:27:16.143			LAP 9 @ 15:29:08.544			LAP 10 @ 15:31:00.883		
NO	BEHIND	LAP TIME	NO	BEHIND	LAP TIME	NO	BEHIND	LAP TIME	NO	BEHIND	LAP TIME	NO	BEHIND	LAP TIME
6		1:51.801	6		1:51.885	6		1:51.927	6		1:52.401	6		1:52.339
22	1.160	1:51.837	22	1.100	1:51.825	22	0.835	1:51.662	22	0.528	1:52.094	22	0.662	1:52.473
33	5.392	1:53.192	33	7.848	1:54.341	33	8.815	1:52.894	33	9.648	1:53.234	33	10.794	1:53.485
8	9.647	1:53.286	8	11.055	1:53.293	8	13.138	1:54.010	8	15.450	1:54.713	8	16.771	1:53.660
3	14.114	1:55.042	3	17.444	1:55.215	3	20.687	1:55.170	3	23.483	1:55.197	3	25.742	1:54.598
26	19.360	1:56.095	26	22.843	1:55.368	1	25.505	1:54.491	1	27.263	1:54.159	1	28.678	1:53.754
1	19.698	1:55.940	1	22.941	1:55.128	26	26.496	1:55.580	26	28.669	1:54.574	26	31.026	1:54.696
9	20.535	1:55.781	99	24.003	1:55.190	99	26.795	1:54.719	99	29.464	1:55.070	99	31.846	1:54.721
99	20.698	1:55.145	9	24.382	1:55.732	9	27.335	1:54.880	9	30.278	1:55.344	9	32.996	1:55.057
55	24.233	1:55.245	55	27.444	1:55.096	19	32.071	1:55.165	19	34.642	1:54.972	19	37.151	1:54.848
19	25.680	1:55.204	19	28.833	1:55.038	31	46.538	1:55.352	31	50.619	1:56.482	12	57.951	1:57.872
12	35.411	1:56.875	12	40.753	1:57.227	12	47.096	1:58.270	12	52.418	1:57.723	42	58.283	1:56.474
24	37.981	1:57.139	31	43.113	1:56.468	42	50.395	1:57.140	42	54.148	1:56.154	16	1:02.811	1:57.146
31	38.530	1:55.413	24	44.814	1:58.718	24	52.741	1:59.854	24	57.732	1:57.392	24	1:03.970	1:58.577
42	40.814	1:56.413	42	45.182	1:56.253	16	54.834	1:55.956	16	58.004	1:55.571	66	1:05.090	1:56.259
16	44.594	1:57.112	16	50.805	1:58.096	66	57.471	1:58.056	66	1:01.170	1:56.100	40	1:05.881	1:54.437
66	45.979	1:57.928	66	51.342	1:57.248	40	1:01.423	1:55.613	40	1:03.783	1:54.761	80	1:43.191	1:58.767
40	54.506	1:56.352	40	57.737	1:55.116	80	1:30.470	2:00.049	80	1:36.763	1:58.694	77	1:43.782	1:58.979
80	1:13.818	2:02.677	80	1:22.348	2:00.415	77	1:31.607	1:59.453	77	1:37.142	1:57.936	52	1:50.891	2:01.901
52	1:14.132	2:01.966	52	1:23.581	2:01.334	52	1:32.883	2:01.229	52	1:41.329	2:00.847			
77	1:15.845	2:29.237	77	1:24.081	2:00.121									

Weather / Track : Sunny / Dry

Oulton Park International  
 Circuit Length = 2.6920 miles  
 Start: 15:12 Flag 15:32 End: 15:37

# Milltek Sport Volkswagen Racing Cup

## RACE 12 - ROUND 3 - LAP CHART

**LAP 11 @ 15:32:53.502**

NO	BEHIND	LAP TIME
6		1:52.619
22	0.731	1:52.688
33	12.002	1:53.827
8	17.544	1:53.392
3	27.789	1:54.666
1	29.460	1:53.401
26	32.764	1:54.357
99	34.339	1:55.112
9	35.587	1:55.210
19	39.186	1:54.654
12	1:02.651	1:57.319
42	1:02.768	1:57.104
16	1:06.463	1:56.271
40	1:07.794	1:54.532
66	1:09.830	1:57.359
24	1:11.706	2:00.355
80	1:48.325	1:57.753
52	2:01.760	2:03.488

Weather / Track : Sunny / Dry

Results can be found at [www.tsl-timing.com](http://www.tsl-timing.com)

Page 3 of 3

Oulton Park International  
Circuit Length = 2.6920 miles  
Start: 15:12 Flag 15:32 End: 15:37

Printed - 15:38 Monday, 06 April 2015

# Milltek Sport Volkswagen Racing Cup

## RACE 12 - ROUND 3 - POSITION CHART

No	Name	Lap												
		Pos	1	2	3	4	5	6	7	8	9	10	11	
6	SUTTON	1	6	6	6	6	6	6	6	6	6	6	6	6
22	FULLER	2	22	22	22	22	22	22	22	22	22	22	22	22
33	ORROCK	3	33	33	33	33	33	33	33	33	33	33	33	33
8	MASON	4	3	3	3	8	8	8	8	8	8	8	8	8
3	HOUSE	5	8	8	8	3	3	3	3	3	3	3	3	3
9	MCMILLAN	6	26	26	26	26	26	26	26	1	1	1	1	1
26	ALLEN	7	1	1	1	1	1	1	1	26	26	26	26	26
19	THOMPSON	8	9	9	9	9	9	9	99	99	99	99	99	99
1	FULBROOK	9	19	19	99	99	99	99	9	9	9	9	9	9
24	RUDD	10	55	55	55	55	55	55	55	19	19	19	19	19
12	EPPS	11	99	99	19	19	19	19	19	31	31	12	12	12
55	DEATON	12	12	12	12	12	12	12	12	12	12	42	42	42
42	MORRIS	13	24	24	24	24	24	24	24	31	42	42	16	16
77	SMITH	14	42	42	42	42	31	31	24	24	24	24	40	40
40	TOMLINSON	15	31	31	31	31	42	42	42	16	16	66	66	66
31	WILSON	16	77	77	40	77	77	16	16	66	66	40	24	24
7	DEHADRAY	17	40	40	77	7	7	66	66	40	40	80	80	80
99	WALKER-TULLY	18	69	69	7	16	16	40	40	80	80	77	52	52
16	TILLET	19	7	7	16	66	66	80	80	77	77	52	52	52
69	CLYNES	20	16	16	66	40	40	52	52	52	52	52	52	52
66	LITTLER	21	66	66	80	80	80	77	77					
80	DAVIES	22	80	80	52	52	52							
52	STANIUKYNAS	23	52	52	20									
5	THOMPSON	24	5	20										
20	MARCANO	25	20											

Weather / Track : Sunny / Dry

Results can be found at [www.tsl-timing.com](http://www.tsl-timing.com)

Oulton Park International  
 Circuit Length = 2.6920 miles  
 Start: 15:12 Flag 15:32 End: 15:37

Printed - 15:39 Monday, 06 April 2015

# Milltek Sport Volkswagen Racing Cup

## RACE 12 - ROUND 3 - BEST SPEEDS

POS	INTERMEDIATE 1			INTERMEDIATE 2			FINISH LINE		
	NO	NAME	MPH	NO	NAME	MPH	NO	NAME	MPH
1	8	MASON	111.4	99	WALKER-TULLY	96.4	8	MASON	102.7
2	6	SUTTON	110.9	8	MASON	96.0	69	CLYNES	102.1
3	66	LITTLER	110.5	66	LITTLER	95.0	7	DEHADRAY	101.3
4	22	FULLER	110.3	69	CLYNES	94.9	40	TOMLINSON	101.3
5	99	WALKER-TULLY	110.3	42	MORRIS	94.7	42	MORRIS	101.3
6	16	TILLET	110.1	1	FULBROOK	94.6	55	DEATON	101.3
7	33	ORROCK	110.1	6	SUTTON	94.2	99	WALKER-TULLY	101.3
8	69	CLYNES	110.0	55	DEATON	94.1	6	SUTTON	101.2
9	9	MCMILLAN	109.8	22	FULLER	93.9	33	ORROCK	101.2
10	55	DEATON	109.8	33	ORROCK	93.8	52	STANIUKYNAS	101.2
11	26	ALLEN	109.6	3	HOUSE	93.7	66	LITTLER	101.2
12	3	HOUSE	109.4	26	ALLEN	93.5	1	FULBROOK	100.9
13	40	TOMLINSON	109.2	52	STANIUKYNAS	93.5	3	HOUSE	100.7
14	19	THOMPSON	109.1	9	MCMILLAN	93.3	22	FULLER	100.6
15	7	DEHADRAY	108.9	77	SMITH	93.2	26	ALLEN	100.0
16	52	STANIUKYNAS	108.9	7	DEHADRAY	92.9	9	MCMILLAN	99.8
17	1	FULBROOK	108.7	40	TOMLINSON	92.9	77	SMITH	99.5
18	31	WILSON	108.7	16	TILLET	92.4	16	TILLET	99.4
19	42	MORRIS	108.7	80	DAVIES	91.9	31	WILSON	98.9
20	77	SMITH	108.7	19	THOMPSON	91.5	80	DAVIES	98.8
21	80	DAVIES	107.5	31	WILSON	91.5	19	THOMPSON	98.1
22	24	RUDD	107.0	24	RUDD	91.0	24	RUDD	96.1
23	5	THOMPSON	106.3	12	EPPS	87.2	12	EPPS	94.1
24	12	EPPS	104.3	5	THOMPSON	82.6	20	MARCANO	66.5
25	20	MARCANO	73.9	20	MARCANO	57.9			

Weather / Track : Sunny / Dry

Results can be found at [www.tsl-timing.com](http://www.tsl-timing.com)

Oulton Park International  
 Circuit Length = 2.6920 miles  
 Start: 15:12 Flag 15:32 End: 15:37

Printed - 15:38 Monday, 06 April 2015

# Milltek Sport Volkswagen Racing Cup

## RACE 12 - ROUND 3 - BEST SECTORS

SECTOR 1			SECTOR 2			SECTOR 3			IDEAL / BEST COMPARISON						
POS	NO	NAME	TIME	NO	NAME	TIME	NO	NAME	TIME	POS	NO	NAME	IDEAL	BEST	DIFF
													<b>PERFECT LAP</b>	<b>1:51.413</b>	
1	22	FULLER	27.419	22	FULLER	53.187	6	SUTTON	30.807	1	6	SUTTON	1:51.502	1:51.705	0.203
2	6	SUTTON	27.505	6	SUTTON	53.190	8	MASON	30.849	2	22	FULLER	1:51.503	1:51.662	0.159
3	33	ORROCK	27.544	33	ORROCK	53.474	22	FULLER	30.897	3	33	ORROCK	1:52.040	1:52.166	0.126
4	8	MASON	27.555	8	MASON	53.843	33	ORROCK	31.022	4	8	MASON	1:52.247	1:52.792	0.545
5	40	TOMLINSON	27.811	3	HOUSE	53.987	3	HOUSE	31.081	5	3	HOUSE	1:52.913	1:53.057	0.144
6	26	ALLEN	27.819	1	FULBROOK	54.062	1	FULBROOK	31.128	6	1	FULBROOK	1:53.192	1:53.401	0.209
7	3	HOUSE	27.845	99	WALKER-TULLY	54.321	26	ALLEN	31.229	7	26	ALLEN	1:53.565	1:53.750	0.185
8	66	LITTLER	27.869	26	ALLEN	54.517	99	WALKER-TULLY	31.332	8	99	WALKER-TULLY	1:53.638	1:53.719	0.081
9	19	THOMPSON	27.898	40	TOMLINSON	54.655	66	LITTLER	31.399	9	40	TOMLINSON	1:54.142	1:54.437	0.295
10	99	WALKER-TULLY	27.985	9	MCMILLAN	54.764	9	MCMILLAN	31.478	10	9	MCMILLAN	1:54.278	1:54.334	0.056
11	1	FULBROOK	28.002	19	THOMPSON	54.890	55	DEATON	31.494	11	19	THOMPSON	1:54.586	1:54.654	0.068
12	9	MCMILLAN	28.036	55	DEATON	55.024	40	TOMLINSON	31.676	12	55	DEATON	1:54.586	1:54.775	0.189
13	55	DEATON	28.068	31	WILSON	55.093	19	THOMPSON	31.798	13	31	WILSON	1:55.230	1:55.352	0.122
14	16	TILLET	28.314	16	TILLET	55.425	31	WILSON	31.806	14	16	TILLET	1:55.571	1:55.571	0.000
15	31	WILSON	28.331	42	MORRIS	55.477	16	TILLET	31.832	15	66	LITTLER	1:55.575	1:56.100	0.525
16	24	RUDD	28.350	12	EPPS	55.990	42	MORRIS	31.973	16	42	MORRIS	1:55.991	1:56.154	0.163
17	12	EPPS	28.398	7	DEHADRAY	56.144	7	DEHADRAY	32.175	17	12	EPPS	1:56.828	1:56.875	0.047
18	42	MORRIS	28.541	80	DAVIES	56.293	77	SMITH	32.179	18	24	RUDD	1:57.042	1:57.139	0.097
19	77	SMITH	28.794	24	RUDD	56.300	80	DAVIES	32.324	19	77	SMITH	1:57.309	1:57.712	0.403
20	80	DAVIES	29.007	66	LITTLER	56.307	24	RUDD	32.392	20	7	DEHADRAY	1:57.470	1:57.470	0.000
21	7	DEHADRAY	29.151	77	SMITH	56.336	12	EPPS	32.440	21	80	DAVIES	1:57.624	1:57.753	0.129
22	69	CLYNES	29.301	69	CLYNES	56.889	69	CLYNES	32.542	22	69	CLYNES	1:58.732	1:58.812	0.080
23	52	STANIUKYNAS	29.927	52	STANIUKYNAS	57.420	52	STANIUKYNAS	33.067	23	52	STANIUKYNAS	2:00.414	2:00.847	0.433
24	20	MARCANO	38.349	5	THOMPSON	1:02.017	20	MARCANO	43.549	24	20	MARCANO	2:35.706	2:36.036	0.330
25				20	MARCANO	1:13.808				25	5	THOMPSON			

Weather / Track : Sunny / Dry

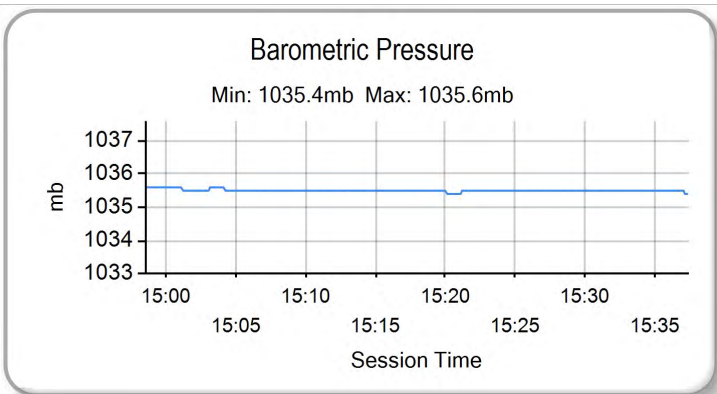
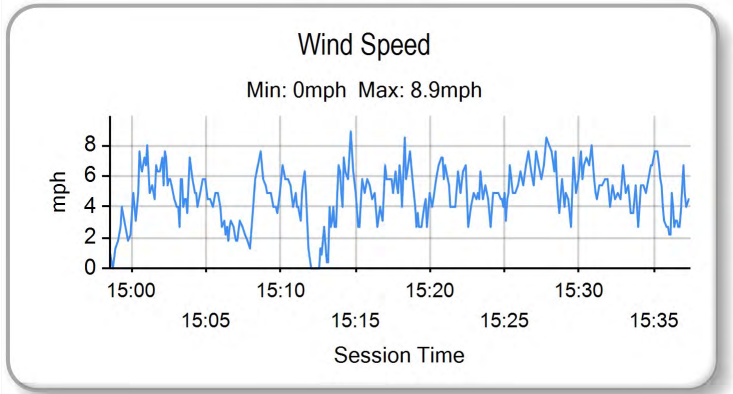
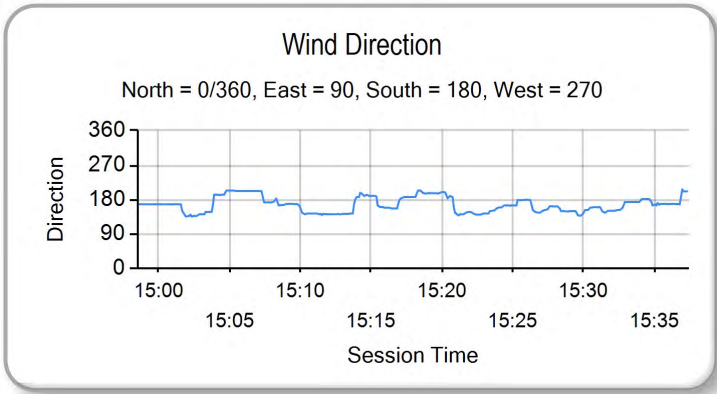
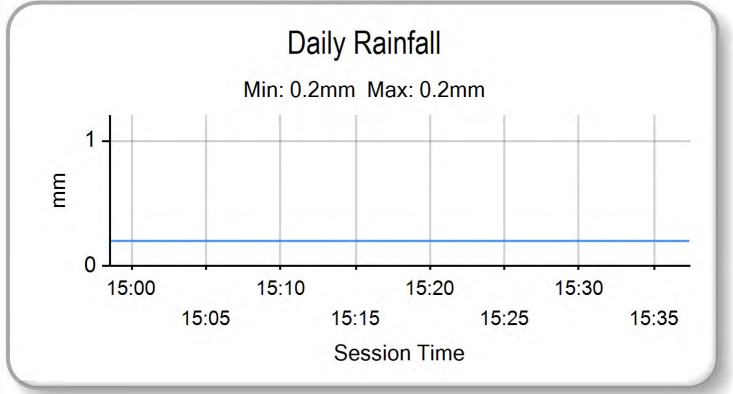
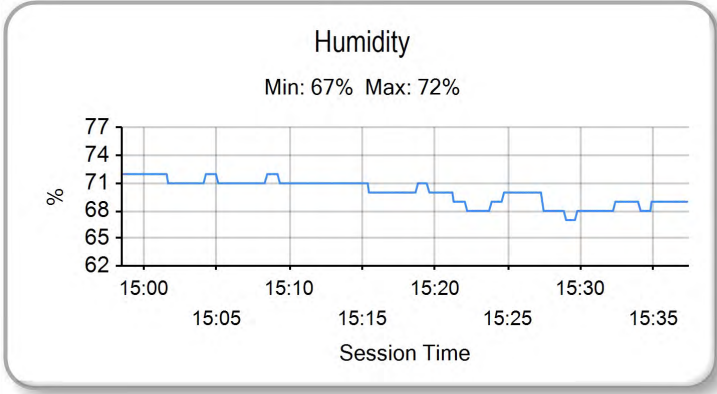
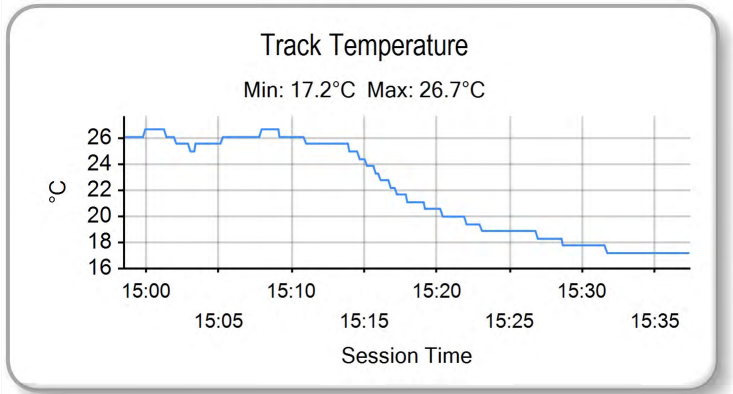
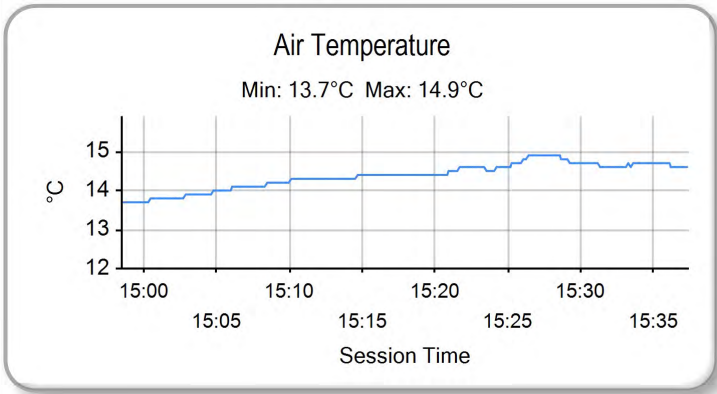
Results can be found at [www.tsl-timing.com](http://www.tsl-timing.com)

Oulton Park International  
 Circuit Length = 2.6920 miles  
 Start: 15:12 Flag 15:32 End: 15:37

Printed - 15:38 Monday, 06 April 2015

# Milltek Sport Volkswagen Racing Cup

## RACE 12 - ROUND 3 - WEATHER CONDITIONS



Weather / Track : Sunny / Dry

Results can be found at [www.tsl-timing.com](http://www.tsl-timing.com)

Oulton Park International  
 Circuit Length = 2.6920 miles  
 Start: 15:12 Flag 15:32 End: 15:37

Printed - 15:40 Monday, 06 April 2015