



VOLKSWAGEN RACING CUP

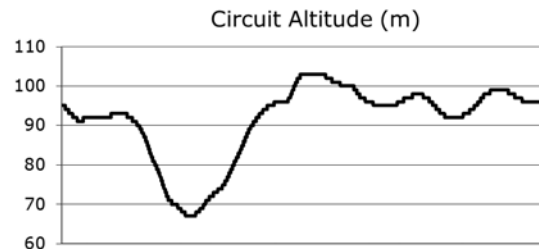
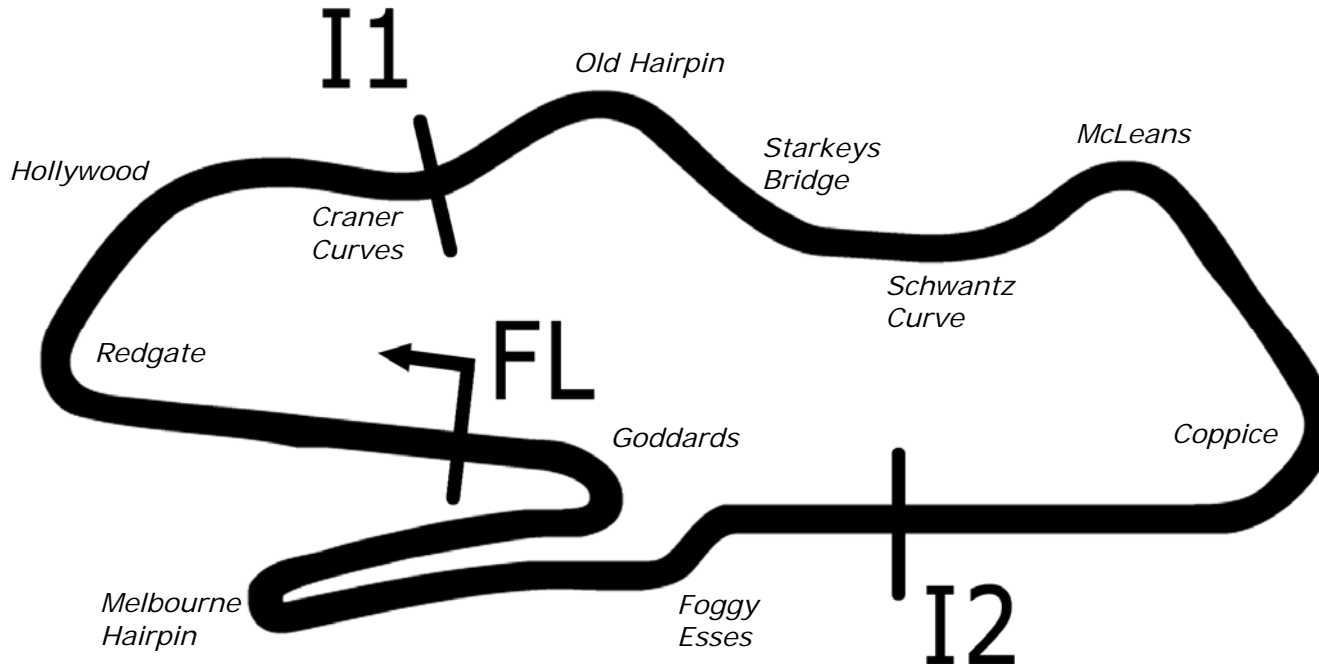
Round 13 & 14
Donington Park GP

13th & 14th September 2014



Results Provided by Timing Solutions Ltd
www.tsl-timing.com

Donington Park GP



Length	2.4873 miles	4003.0 m	
FL		52.82971 N	1.37867 W
I1	941m	52.83226 N	1.37893 W
I2	2641m	52.82866 N	1.37129 W
Pit Entry	3966m	52.82951 N	1.37832 W
Pit Exit	229m after FL	52.83002 N	1.38218 W
Pit Entry–Pit Exit 256m, 18.4s @50kph, 15.3s @60kph			

All results available at www.tsl-timing.com

Miltek Sport Volkswagen Racing Cup

QUALIFYING - RACE 1 - ROUND 13 - CLASSIFICATION

POS	NO	NAME	ENTRY	TIME	ON	LAPS	GAP	DIFF	MPH
1	8	Aaron MASON	Scirocco - AWM Warranty Direct	1:43.601	4	10			86.43
2	6	David SUTTON	Scirocco - Slidesports	1:44.355	9	9	0.754	0.754	85.80
3	99	Jack WALKER-TULLY	Scirocco - Cooke & Mason	1:44.405	6	9	0.804	0.050	85.76
4	13	Joe FULBROOK	Golf GTI - AWM Warranty Direct	1:44.492	9	11	0.891	0.087	85.69
5	37	James GREENWAY	Scirocco - AWM Warranty Direct	1:44.628	10	11	1.027	0.136	85.58
6	4	Stewart LINES	Golf GTI - Maximum Motorsport	1:44.727	5	8	1.126	0.099	85.50
7	27	Stefan DI RESTA	Scirocco - JWB Motorsport	1:44.763	6	11	1.162	0.036	85.47
8	14	Josh CAYGILL	Scirocco - AWM Warranty Direct	1:45.011	10	11	1.410	0.248	85.27
9	33	Lucas ORROCK	Scirocco - KPM Racing	1:45.032	9	11	1.431	0.021	85.25
10	41	Sam MORGAN	Golf GTI - KPM Racing	1:45.386	9	10	1.785	0.354	84.96
11	31	Paul DEHADRAY	Scirocco - JWB Motorsport	1:45.518	8	11	1.917	0.132	84.86
12	97	Richard WALKER	Golf - Cooke & Mason	1:45.559	7	8	1.958	0.041	84.82
13	17	Tim SNAYLAM	Scirocco - AWM Warranty Direct	1:45.870	6	11	2.269	0.311	84.57
14	7	Joe MCMILLAN	Scirocco - Cobra Engineering	1:46.044	10	10	2.443	0.174	84.44
15	98	Robert BARRABLE	Golf GTI - THM Racing	1:46.078	6	11	2.477	0.034	84.41
16	47	Tom BARLEY	Golf GTI - Team Hard	1:46.354	7	9	2.753	0.276	84.19
17	9	David FAIRBROTHER	Scirocco - Slidesports	1:46.363	10	10	2.762	0.009	84.18
18	55	Simon DEATON	Golf GTI - Maximum Motorsport	1:46.474	9	11	2.873	0.111	84.09
19	44	Robin RILEY	Scirocco - AWM Warranty Direct	1:46.517	8	11	2.916	0.043	84.06
20	22	Howard FULLER	Golf GTI - Team Hard	1:46.580	4	5	2.979	0.063	84.01
21	3	Cameron THOMPSON	Scirocco - Maximum Motorsport	1:47.166	10	11	3.565	0.586	83.55
22	66	James WALKER	Golf GTI - Milltek Sport	1:47.707	5	10	4.106	0.541	83.13
23	88	James PILE	Golf GTI - Slidesports	1:48.321	11	11	4.720	0.614	82.66
24	51	Simon ANDREWS	Golf GTI - AWM Warranty Direct	1:48.383	10	10	4.782	0.062	82.61
25	69	Mark CLYNES	Scirocco - JWB Motorsport	1:50.149	8	11	6.548	1.766	81.29
26	12	Simon RUDD	Golf GTI - RCIB Insurance Racing	1:50.237	2	8	6.636	0.088	81.22
27	20	Graham EWING	Golf GTI - Team Hard	1:50.262	3	9	6.661	0.025	81.21
28	21	Andy WILMOTT	Golf GTI - Team Hard	1:50.452	9	10	6.851	0.190	81.07
29	23	Kieran GALLAGHER	Golf GTI - Team Hard			2			
30	50	Darelle WILSON	Golf GTI diesel - TBC			0			

Weather / Track : Cloudy / Dry

These results are provisional until the conclusion of any judicial and technical matters.

Donington Park GP

Circuit Length = 2.4873 miles

Start: 15:18 Flag 15:38 End: 15:44

Clerk Of Course :

Timekeeper :

Miltek Sport Volkswagen Racing Cup

QUALIFYING - RACE 1 - ROUND 13 - SECTOR ANALYSIS

SECTOR 1 = FL to I1, SECTOR 2 = I1 to I2, SECTOR 3 = I2 to FL, DIFF = Difference To Personal Best Lap

P1		8		Aaron MASON		Scirocco - AWM Warranty Direct				
LAP	SECTOR 1		SECTOR 2		SECTOR 3		LAP TIME	MPH	DIFF	TIME OF DAY
1 -	26.760	94.5	45.922	92.6	42.196	83.3	1:54.878	77.94	11.277	15:21:30.860
2 -	23.519	112.7	41.637	114.3	39.978	83.1	1:45.134	85.17	1.533	15:23:15.994
3 -	23.350	114.1	41.165	114.3	39.798	83.4	1:44.313 (2)	85.84	0.712	15:25:00.307
4 -	23.087	117.3	40.817	113.9	39.697	83.3	1:43.601 (1)	86.43		15:26:43.908
5 -	23.174	116.7	41.231	113.9	39.952	82.9	1:44.357 (3)	85.80	0.756	15:28:28.265
6 -	23.170	116.7	41.030	113.7	40.302	83.6	1:44.502	85.68	0.901	15:30:12.767
7 -	23.184	117.1	41.035	113.7	40.307	82.5	1:44.526	85.66	0.925	15:31:57.293
8 -	26.272	83.6	1:00.406	57.0	1:01.501	83.8	2:28.179	60.42	44.578	15:34:25.472
9 -	23.234	115.9	41.000	113.9	40.191	83.7	1:44.425	85.75	0.824	15:36:09.897
10 -	23.431	116.5	41.409	109.4	IN PIT		1:50.922 P	80.72	7.321	15:38:00.819

P2		6		David SUTTON		Scirocco - Slidesports				
LAP	SECTOR 1		SECTOR 2		SECTOR 3		LAP TIME	MPH	DIFF	TIME OF DAY
1 -	24.930	103.5	43.067	115.7	41.161	78.4	1:49.158	82.03	4.803	15:23:19.134
2 -	23.568	112.0	42.450	115.1	40.657	78.2	1:46.675	83.94	2.320	15:25:05.809
3 -	23.297	120.0	41.192	115.1	40.623	81.1	1:45.112 (3)	85.18	0.757	15:26:50.921
4 -	23.577	107.3	43.065	111.6	IN PIT		1:52.279 P	79.75	7.924	15:28:43.200
5 -	OUTLAP	97.6	44.673	112.5	44.675	80.8	3:22.874	44.13	1:38.519	15:32:06.074
6 -	23.462	117.5	41.482	115.1	40.555	79.9	1:45.499	84.87	1.144	15:33:51.573
7 -	23.362	118.3	41.705	114.5	40.955	80.1	1:46.022	84.45	1.667	15:35:37.595
8 -	23.276	118.7	41.105	115.1	40.389	81.7	1:44.770 (2)	85.46	0.415	15:37:22.365
9 -	23.212	118.9	40.995	115.1	40.148	81.4	1:44.355 (1)	85.80		15:39:06.720

P3		99		Jack WALKER-TULLY		Scirocco - Cooke & Mason				
LAP	SECTOR 1		SECTOR 2		SECTOR 3		LAP TIME	MPH	DIFF	TIME OF DAY
1 -	26.742	99.7	45.305	104.2	43.382	81.1	1:55.429	77.57	11.024	15:22:34.894
2 -	23.773	112.2	42.006	114.3	41.101	80.7	1:46.880 (3)	83.78	2.475	15:24:21.774
3 -	23.421	116.3	41.251	114.3	40.928	80.9	1:45.600 (2)	84.79	1.195	15:26:07.374
4 -	23.273	116.7	43.596	77.4	42.251	80.7	1:49.120	82.06	4.715	15:27:56.494
5 -	23.638	116.3	43.325	103.7	43.183	81.3	1:50.146	81.29	5.741	15:29:46.640
6 -	23.230	116.7	40.934	114.7	40.241	80.6	1:44.405 (1)	85.76		15:31:31.045
7 -	23.928	108.4	42.369	106.6	IN PIT		1:53.067 P	79.19	8.662	15:33:24.112
8 -	OUTLAP	116.3	44.433	69.7	43.221	81.1	2:25.324	61.61	40.919	15:35:49.436
9 -	23.407	116.5	42.237	100.1	IN PIT		1:55.704 P	77.39	11.299	15:37:45.140

P4		13		Joe FULBROOK		Golf GTI - AWM Warranty Direct				
LAP	SECTOR 1		SECTOR 2		SECTOR 3		LAP TIME	MPH	DIFF	TIME OF DAY
1 -	26.279	96.1	48.484	82.6	44.907	79.4	1:59.670	74.82	15.178	15:21:36.962
2 -	24.088	104.0	44.125	112.7	41.344	80.3	1:49.557	81.73	5.065	15:23:26.519
3 -	23.914	110.3	41.840	112.0	40.853	79.5	1:46.607	83.99	2.115	15:25:13.126
4 -	23.488	114.5	41.931	112.2	40.540	79.7	1:45.959	84.50	1.467	15:26:59.085
5 -	23.502	110.3	41.677	112.0	40.758	80.9	1:45.937	84.52	1.445	15:28:45.022
6 -	23.473	114.7	41.307	112.2	40.763	80.4	1:45.543	84.84	1.051	15:30:30.565
7 -	23.417	114.3	41.468	112.7	40.671	81.7	1:45.556	84.83	1.064	15:32:16.121
8 -	23.365	114.9	41.852	112.5	40.684	81.7	1:45.901	84.55	1.409	15:34:02.022
9 -	23.325	116.5	41.219	113.1	39.948	81.4	1:44.492 (1)	85.69		15:35:46.514
10 -	23.350	114.7	41.106	112.2	40.113	81.3	1:44.569 (2)	85.63	0.077	15:37:31.083
11 -	23.293	115.3	41.307	111.8	40.038	82.5	1:44.638 (3)	85.57	0.146	15:39:15.721

P5		37		James GREENWAY		Scirocco - AWM Warranty Direct				
LAP	SECTOR 1		SECTOR 2		SECTOR 3		LAP TIME	MPH	DIFF	TIME OF DAY
1 -	26.174	95.1	45.583	93.0	47.016	73.3	1:58.773	75.39	14.145	15:21:43.449
2 -	25.837	104.0	48.245	87.9	43.531	82.8	1:57.613	76.13	12.985	15:23:41.062
3 -	23.407	114.1	41.576	112.2	41.565	84.2	1:46.548	84.04	1.920	15:25:27.610
4 -	23.176	115.9	41.280	113.7	40.502	82.7	1:44.958	85.31	0.330	15:27:12.568
5 -	23.432	114.9	43.847	95.5	46.153	82.2	1:53.432	78.94	8.804	15:29:06.000
6 -	23.433	114.5	41.477	113.5	40.223	84.2	1:45.133	85.17	0.505	15:30:51.133
7 -	23.423	114.7	41.578	112.4	41.170	84.0	1:46.171	84.33	1.543	15:32:37.304

Donington Park GP
 Circuit Length = 2.4873 miles
 Start: 15:18 Flag 15:38 End: 15:44

Weather / Track : Cloudy / Dry

Miltek Sport Volkswagen Racing Cup

QUALIFYING - RACE 1 - ROUND 13 - SECTOR ANALYSIS

SECTOR 1 = FL to I1, SECTOR 2 = I1 to I2, SECTOR 3 = I2 to FL, DIFF = Difference To Personal Best Lap

8 -	23.154	114.1	41.403	113.7	40.134	83.3	1:44.691 (2)	85.53	0.063	15:34:21.995
9 -	23.174	112.7	41.439	114.9	41.295	83.8	1:45.908	84.54	1.280	15:36:07.903
10 -	23.193	115.9	41.181	114.5	40.254	82.8	1:44.628 (1)	85.58		15:37:52.531
11 -	23.304	114.5	41.291	113.7	40.192	83.5	1:44.787 (3)	85.45	0.159	15:39:37.318

P6		4		Stewart LINES		Golf GTI - Maximum Motorsport				
LAP	SECTOR 1		SECTOR 2		SECTOR 3		LAP TIME	MPH	DIFF	TIME OF DAY
1 -	26.446	97.1	46.357	108.7	41.369	81.2	1:54.172	78.42	9.445	15:21:31.687
2 -	23.714	109.1	41.745	115.9	40.993	81.3	1:46.452	84.11	1.725	15:23:18.139
3 -	23.436	112.7	41.221	114.9	41.543	80.7	1:46.200	84.31	1.473	15:25:04.339
4 -	23.464	113.9	41.149	114.1	40.290	81.8	1:44.903 (2)	85.35	0.176	15:26:49.242
5 -	23.263	115.1	41.053	114.3	40.411	81.7	1:44.727 (1)	85.50		15:28:33.969
6 -	23.470	112.7	41.201	114.3	40.683	80.9	1:45.354 (3)	84.99	0.627	15:30:19.323
7 -	24.588	93.5	45.387	113.5	41.693	83.1	1:51.668	80.18	6.941	15:32:10.991
8 -	23.480	115.9	1:12.081	48.3	IN PIT		2:48.820 P	53.04	1:04.093	15:34:59.811

P7		27		Stefan DI RESTA		Scirocco - JWB Motorsport				
LAP	SECTOR 1		SECTOR 2		SECTOR 3		LAP TIME	MPH	DIFF	TIME OF DAY
1 -	26.118	100.7	44.499	93.8	43.539	77.9	1:54.156	78.44	9.393	15:22:36.336
2 -	24.318	114.5	41.888	112.7	42.934	79.6	1:49.140	82.04	4.377	15:24:25.476
3 -	23.733	114.3	41.091	112.7	40.263	79.2	1:45.087	85.20	0.324	15:26:10.563
4 -	23.654	114.3	41.142	112.7	40.289	80.1	1:45.085	85.21	0.322	15:27:55.648
5 -	27.355	89.4	44.473	112.2	47.951	79.2	1:59.779	74.75	15.016	15:29:55.427
6 -	23.710	114.1	41.052	112.5	40.001	80.2	1:44.763 (1)	85.47		15:31:40.190
7 -	23.664	113.7	41.064	112.4	40.214	80.7	1:44.942 (3)	85.32	0.179	15:33:25.132
8 -	23.701	113.7	41.141	112.5	40.264	81.7	1:45.106	85.19	0.343	15:35:10.238
9 -	23.924	113.9	41.198	113.7	40.882	81.2	1:46.004	84.47	1.241	15:36:56.242
10 -	23.979	113.9	41.335	112.5	40.675	80.7	1:45.989	84.48	1.226	15:38:42.231
11 -	23.654	113.7	41.230	112.4	40.021	81.7	1:44.905 (2)	85.35	0.142	15:40:27.136

P8		14		Josh CAYGILL		Scirocco - AWM Warranty Direct				
LAP	SECTOR 1		SECTOR 2		SECTOR 3		LAP TIME	MPH	DIFF	TIME OF DAY
1 -	27.492	90.3	53.365	106.6	42.873	79.0	2:03.730	72.37	18.719	15:21:58.110
2 -	24.611	107.2	47.761	60.3	46.350	80.7	1:58.722	75.42	13.711	15:23:56.832
3 -	23.856	110.3	42.383	112.0	41.205	80.7	1:47.444	83.34	2.433	15:25:44.276
4 -	23.586	112.9	41.736	113.1	41.053	80.9	1:46.375	84.17	1.364	15:27:30.651
5 -	23.619	114.5	41.438	112.9	40.561	79.9	1:45.618	84.78	0.607	15:29:16.269
6 -	23.587	113.5	41.482	111.4	40.735	80.9	1:45.804	84.63	0.793	15:31:02.073
7 -	23.534	113.5	41.261	113.9	40.495	81.3	1:45.290 (2)	85.04	0.279	15:32:47.363
8 -	23.515	113.9	41.168	113.5	40.911	80.1	1:45.594 (3)	84.80	0.583	15:34:32.957
9 -	24.333	89.4	46.987	105.3	40.971	80.7	1:52.291	79.74	7.280	15:36:25.248
10 -	23.540	113.5	41.097	113.5	40.374	81.2	1:45.011 (1)	85.27		15:38:10.259
11 -	23.406	114.9	41.509	114.1	47.901	76.6	1:52.816	79.37	7.805	15:40:03.075

P9		33		Lucas ORROCK		Scirocco - KPM Racing				
LAP	SECTOR 1		SECTOR 2		SECTOR 3		LAP TIME	MPH	DIFF	TIME OF DAY
1 -	25.277	102.4	43.534	112.5	42.446	80.5	1:51.257	80.48	6.225	15:22:05.978
2 -	25.304	99.8	42.648	112.5	42.697	60.4	1:50.649	80.92	5.617	15:23:56.627
3 -	25.334	112.2	42.693	106.3	41.288	80.7	1:49.315	81.91	4.283	15:25:45.942
4 -	23.422	116.5	41.021	114.1	40.634	80.2	1:45.077 (3)	85.21	0.045	15:27:31.019
5 -	25.131	98.3	42.377	113.5	41.127	79.7	1:48.635	82.42	3.603	15:29:19.654
6 -	23.540	114.7	41.215	113.1	40.550	79.2	1:45.305	85.03	0.273	15:31:04.959
7 -	23.552	115.5	42.556	74.7	55.103	79.6	2:01.211	73.87	16.179	15:33:06.170
8 -	23.588	115.1	41.334	113.1	40.408	80.3	1:45.330	85.01	0.298	15:34:51.500
9 -	23.505	114.9	41.132	113.9	40.395	79.6	1:45.032 (1)	85.25		15:36:36.532
10 -	23.414	115.5	41.157	113.1	40.468	80.6	1:45.039 (2)	85.24	0.007	15:38:21.571
11 -	23.435	115.7	41.246	113.1	40.469	80.5	1:45.150	85.15	0.118	15:40:06.721

Weather / Track : Cloudy / Dry

Donington Park GP
Circuit Length = 2.4873 miles
Start: 15:18 Flag 15:38 End: 15:44

Miltek Sport Volkswagen Racing Cup

QUALIFYING - RACE 1 - ROUND 13 - SECTOR ANALYSIS

SECTOR 1 = FL to I1, SECTOR 2 = I1 to I2, SECTOR 3 = I2 to FL, DIFF = Difference To Personal Best Lap

P10 41		Sam MORGAN		Golf GTI - KPM Racing							
LAP	SECTOR 1		SECTOR 2		SECTOR 3		LAP TIME	MPH	DIFF	TIME OF DAY	
1 -	26.027	87.9	47.061	112.0	43.493	80.2	1:56.581	76.80	11.195	15:22:47.800	
2 -	24.337	95.4	43.916	112.0	41.986	81.6	1:50.239	81.22	4.853	15:24:38.039	
3 -	23.480	114.3	42.270	114.1	41.432	81.7	1:47.182	83.54	1.796	15:26:25.221	
4 -	23.441	116.3	41.750	114.3	41.995	81.8	1:47.186	83.54	1.800	15:28:12.407	
5 -	23.473	116.9	41.818	113.9	40.929	80.8	1:46.220	84.30	0.834	15:29:58.627	
6 -	23.325	117.3	41.608	114.1	41.222	81.7	1:46.155 (3)	84.35	0.769	15:31:44.782	
7 -	23.336	114.1	41.784	113.9	IN PIT		1:49.578 P	81.71	4.192	15:33:34.360	
8 -	OUTLAP	102.4	42.558	113.7	40.777	81.3	2:56.054	50.86	1:10.668	15:36:30.414	
9 -	23.297	117.5	41.584	113.1	40.505	81.6	1:45.386 (1)	84.96		15:38:15.800	
10 -	23.333	116.9	41.552	114.3	40.843	81.7	1:45.728 (2)	84.69	0.342	15:40:01.528	

P11 31		Paul DEHADRAY		Scirocco - JWB Motorsport							
LAP	SECTOR 1		SECTOR 2		SECTOR 3		LAP TIME	MPH	DIFF	TIME OF DAY	
1 -	25.461	98.2	44.563	115.9	43.143	80.8	1:53.167	79.12	7.649	15:21:58.898	
2 -	24.543	97.3	43.877	115.9	41.508	82.9	1:49.928	81.45	4.410	15:23:48.826	
3 -	23.596	108.5	42.181	113.9	41.783	83.8	1:47.560	83.25	2.042	15:25:36.386	
4 -	23.436	108.7	41.724	116.1	40.871	80.1	1:46.031 (3)	84.45	0.513	15:27:22.417	
5 -	23.635	107.0	41.702	117.3	41.398	80.7	1:46.735	83.89	1.217	15:29:09.152	
6 -	23.768	106.8	42.055	115.1	41.615	78.4	1:47.438	83.34	1.920	15:30:56.590	
7 -	23.461	110.9	41.917	115.7	40.976	80.6	1:46.354	84.19	0.836	15:32:42.944	
8 -	23.420	110.1	41.516	116.7	40.582	83.6	1:45.518 (1)	84.86		15:34:28.462	
9 -	23.575	109.2	41.376	116.1	40.610	81.3	1:45.561 (2)	84.82	0.043	15:36:14.023	
10 -	23.535	113.9	41.451	116.3	41.058	82.6	1:46.044	84.44	0.526	15:38:00.067	
11 -	26.668	83.4	46.540	108.9	46.147	71.9	1:59.355	75.02	13.837	15:39:59.422	

P12 97		Richard WALKER		Golf - Cooke & Mason							
LAP	SECTOR 1		SECTOR 2		SECTOR 3		LAP TIME	MPH	DIFF	TIME OF DAY	
1 -	30.611	88.1	46.475	112.5	43.957	76.3	2:01.043	73.97	15.484	15:22:39.913	
2 -	24.426	99.2	43.165	113.9	41.434	79.8	1:49.025	82.13	3.466	15:24:28.938	
3 -	23.823	105.5	42.284	113.5	40.945	81.2	1:47.052 (2)	83.64	1.493	15:26:15.990	
4 -	23.606	104.5	42.441	114.1	41.414	80.3	1:47.461	83.32	1.902	15:28:03.451	
5 -	23.647	102.7	41.680	114.3	41.906	76.8	1:47.233 (3)	83.50	1.674	15:29:50.684	
6 -	25.323	92.5	45.860	104.0	41.616	81.2	1:52.799	79.38	7.240	15:31:43.483	
7 -	23.456	109.6	41.832	113.1	40.271	83.1	1:45.559 (1)	84.82		15:33:29.042	
8 -	26.555	86.2	49.352	86.8	IN PIT		2:10.247 P	68.74	24.688	15:35:39.289	

P13 17		Tim SNAYLAM		Scirocco - AWM Warranty Direct							
LAP	SECTOR 1		SECTOR 2		SECTOR 3		LAP TIME	MPH	DIFF	TIME OF DAY	
1 -	27.957	92.6	47.867	85.3	45.526	80.4	2:01.350	73.79	15.480	15:21:38.022	
2 -	24.086	113.1	44.434	114.3	41.750	81.2	1:50.270	81.20	4.400	15:23:28.292	
3 -	23.865	109.1	41.930	114.3	41.176	81.3	1:46.971	83.70	1.101	15:25:15.263	
4 -	23.784	112.0	42.213	114.3	41.229	81.4	1:47.226	83.51	1.356	15:27:02.489	
5 -	23.472	116.7	41.789	115.5	41.105	81.3	1:46.366	84.18	0.496	15:28:48.855	
6 -	23.782	112.7	41.328	116.3	40.760	82.1	1:45.870 (1)	84.57		15:30:34.725	
7 -	23.875	113.3	41.250	115.1	40.973	82.5	1:46.098 (3)	84.39	0.228	15:32:20.823	
8 -	24.406	102.2	42.858	111.8	42.938	82.1	1:50.202	81.25	4.332	15:34:11.025	
9 -	23.720	117.1	41.183	115.9	41.629	80.9	1:46.532	84.05	0.662	15:35:57.557	
10 -	23.680	117.7	41.668	113.3	40.820	82.0	1:46.168	84.34	0.298	15:37:43.725	
11 -	23.689	113.9	41.595	113.1	40.701	80.7	1:45.985 (2)	84.48	0.115	15:39:29.710	

P14 7		Joe MCMILLAN		Scirocco - Cobra Engineering							
LAP	SECTOR 1		SECTOR 2		SECTOR 3		LAP TIME	MPH	DIFF	TIME OF DAY	
1 -	26.236	91.1	45.715	110.0	43.444	78.1	1:55.395	77.59	9.351	15:23:17.712	
2 -	24.827	103.7	44.528	108.5	42.770	77.9	1:52.125	79.86	6.081	15:25:09.837	
3 -	24.295	106.3	43.306	109.2	42.824	77.2	1:50.425	81.09	4.381	15:27:00.262	
4 -	24.043	106.6	42.277	109.2	41.993	77.8	1:48.313	82.67	2.269	15:28:48.575	
5 -	24.297	109.2	42.325	109.4	41.613	76.7	1:48.235	82.73	2.191	15:30:36.810	
6 -	24.275	112.2	42.206	110.0	41.870	78.0	1:48.351	82.64	2.307	15:32:25.161	

Donington Park GP
 Circuit Length = 2.4873 miles
 Start: 15:18 Flag 15:38 End: 15:44

Weather / Track : Cloudy / Dry

Miltek Sport Volkswagen Racing Cup

QUALIFYING - RACE 1 - ROUND 13 - SECTOR ANALYSIS

SECTOR 1 = FL to I1, SECTOR 2 = I1 to I2, SECTOR 3 = I2 to FL, DIFF = Difference To Personal Best Lap

7 -	25.051	107.3	41.911	108.0	42.135	77.1	1:49.097	82.07	3.053	15:34:14.258
8 -	23.774	110.5	41.612	111.6	41.328	77.0	1:46.714 (3)	83.91	0.670	15:36:00.972
9 -	23.691	112.7	41.575	112.2	41.319	78.4	1:46.585 (2)	84.01	0.541	15:37:47.557
10 -	23.437	110.5	41.479	113.1	41.128	79.6	1:46.044 (1)	84.44		15:39:33.601

P15 98		Robert BARRABLE		Golf GTI - THM Racing							
LAP	SECTOR 1		SECTOR 2		SECTOR 3		LAP TIME	MPH	DIFF	TIME OF DAY	
1 -	27.536	92.3	46.098	93.8	44.279	75.0	1:57.913	75.94	11.835	15:21:35.446	
2 -	25.315	110.0	47.996	103.5	42.472	78.4	1:55.783	77.33	9.705	15:23:31.229	
3 -	24.108	107.7	42.763	112.5	41.296	79.0	1:48.167	82.78	2.089	15:25:19.396	
4 -	23.868	111.2	41.952	111.1	41.014	79.1	1:46.834	83.81	0.756	15:27:06.230	
5 -	23.856	112.2	41.933	110.5	40.911	79.2	1:46.700	83.92	0.622	15:28:52.930	
6 -	23.731	111.1	41.498	110.0	40.849	80.2	1:46.078 (1)	84.41		15:30:39.008	
7 -	23.983	109.8	41.207	111.6	41.445	80.0	1:46.635 (3)	83.97	0.557	15:32:25.643	
8 -	24.240	108.7	42.013	107.7	41.660	79.8	1:47.913	82.97	1.835	15:34:13.556	
9 -	23.629	111.2	41.278	111.2	41.589	80.9	1:46.496 (2)	84.08	0.418	15:36:00.052	
10 -	23.799	109.4	41.211	111.8	41.844	80.9	1:46.854	83.80	0.776	15:37:46.906	
11 -	23.655	104.8	41.409	110.3	45.999	80.4	1:51.063	80.62	4.985	15:39:37.969	

P16 47		Tom BARLEY		Golf GTI - Team Hard							
LAP	SECTOR 1		SECTOR 2		SECTOR 3		LAP TIME	MPH	DIFF	TIME OF DAY	
1 -	26.536	87.4	46.881	107.5	44.344	80.1	1:57.761	76.03	11.407	15:22:07.967	
2 -	24.474	96.0	44.186	112.2	43.059	79.6	1:51.719	80.15	5.365	15:23:59.686	
3 -	24.122	106.1	43.307	109.4	41.296	79.6	1:48.725	82.35	2.371	15:25:48.411	
4 -	23.923	108.5	42.759	109.1	41.306	79.4	1:47.988	82.92	1.634	15:27:36.399	
5 -	23.859	109.2	41.942	110.1	40.892	78.8	1:46.693 (2)	83.92	0.339	15:29:23.092	
6 -	23.963	114.7	41.831	108.9	41.160	80.1	1:46.954 (3)	83.72	0.600	15:31:10.046	
7 -	23.757	114.7	41.760	109.8	40.837	80.1	1:46.354 (1)	84.19		15:32:56.400	
8 -	23.646	114.7	42.474	109.1	42.110	79.6	1:48.230	82.73	1.876	15:34:44.630	
9 -	23.935	96.6	42.321	110.7	40.937	79.8	1:47.193	83.53	0.839	15:36:31.823	

P17 9		David FAIRBROTHER		Scirocco - Slidesports							
LAP	SECTOR 1		SECTOR 2		SECTOR 3		LAP TIME	MPH	DIFF	TIME OF DAY	
1 -	26.848	82.0	46.330	112.4	44.371	81.8	1:57.549	76.17	11.186	15:21:43.880	
2 -	25.765	102.9	44.221	113.3	42.117	82.0	1:52.103	79.87	5.740	15:23:35.983	
3 -	23.585	109.2	41.888	115.3	41.251	82.9	1:46.724 (2)	83.90	0.361	15:25:22.707	
4 -	23.418	114.3	41.665	115.7	42.183	78.9	1:47.266	83.47	0.903	15:27:09.973	
5 -	25.042	110.0	41.908	114.5	41.931	81.7	1:48.881	82.24	2.518	15:28:58.854	
6 -	23.538	114.7	41.824	115.7	43.824	78.5	1:49.186	82.01	2.823	15:30:48.040	
7 -	28.935	81.8	50.565	91.1	IN PIT		2:07.156 P	70.42	20.793	15:32:55.196	
8 -	OUTLAP	80.8	47.903	96.8	43.513	79.1	3:44.351	39.91	1:57.988	15:36:39.547	
9 -	23.624	115.7	42.023	114.7	41.345	78.6	1:46.992 (3)	83.69	0.629	15:38:26.539	
10 -	23.702	112.0	41.522	114.7	41.139	78.9	1:46.363 (1)	84.18		15:40:12.902	

P18 55		Simon DEATON		Golf GTI - Maximum Motorsport							
LAP	SECTOR 1		SECTOR 2		SECTOR 3		LAP TIME	MPH	DIFF	TIME OF DAY	
1 -	27.509	90.5	45.177	104.8	43.007	81.1	1:55.693	77.39	9.219	15:21:39.340	
2 -	24.315	101.8	43.924	112.9	41.695	80.4	1:49.934	81.45	3.460	15:23:29.274	
3 -	23.779	108.2	41.718	115.3	41.738	81.1	1:47.235	83.50	0.761	15:25:16.509	
4 -	23.605	108.5	41.776	113.7	41.692	81.3	1:47.073	83.62	0.599	15:27:03.582	
5 -	23.435	109.2	41.717	114.3	41.472	80.7	1:46.624 (3)	83.98	0.150	15:28:50.206	
6 -	23.610	109.2	42.073	113.5	41.389	81.4	1:47.072	83.63	0.598	15:30:37.278	
7 -	24.616	106.8	41.836	115.1	41.715	81.4	1:48.167	82.78	1.693	15:32:25.445	
8 -	23.957	107.2	42.261	112.5	41.307	81.0	1:47.525	83.27	1.051	15:34:12.970	
9 -	23.528	108.5	41.624	114.9	41.322	81.7	1:46.474 (1)	84.09		15:35:59.444	
10 -	23.595	111.8	41.751	114.5	41.496	82.1	1:46.842	83.81	0.368	15:37:46.286	
11 -	23.561	107.3	41.779	114.7	41.174	81.9	1:46.514 (2)	84.06	0.040	15:39:32.800	

Weather / Track : Cloudy / Dry

Donington Park GP
Circuit Length = 2.4873 miles
Start: 15:18 Flag 15:38 End: 15:44

Miltek Sport Volkswagen Racing Cup

QUALIFYING - RACE 1 - ROUND 13 - SECTOR ANALYSIS

SECTOR 1 = FL to I1, SECTOR 2 = I1 to I2, SECTOR 3 = I2 to FL, DIFF = Difference To Personal Best Lap

P19 44		Robin RILEY		Scirocco - AWM Warranty Direct							
LAP	SECTOR 1		SECTOR 2		SECTOR 3		LAP TIME	MPH	DIFF	TIME OF DAY	
1 -	30.848	78.8	50.571	108.7	46.782	79.9	2:08.201	69.84	21.684	15:21:50.265	
2 -	25.281	96.2	44.812	111.1	42.772	81.7	1:52.865	79.33	6.348	15:23:43.130	
3 -	24.227	108.4	43.353	111.2	42.000	81.1	1:49.580	81.71	3.063	15:25:32.710	
4 -	24.071	106.3	43.169	112.2	40.969	81.1	1:48.209	82.75	1.692	15:27:20.919	
5 -	24.056	107.2	42.165	113.1	41.337	80.2	1:47.558	83.25	1.041	15:29:08.477	
6 -	23.945	105.8	42.177	112.7	42.610	81.9	1:48.732	82.35	2.215	15:30:57.209	
7 -	23.560	107.7	42.410	113.7	41.031	81.3	1:47.001 (3)	83.68	0.484	15:32:44.210	
8 -	23.626	110.0	41.803	114.5	41.088	80.5	1:46.517 (1)	84.06		15:34:30.727	
9 -	23.800	105.8	42.639	113.1	41.206	81.3	1:47.645	83.18	1.128	15:36:18.372	
10 -	23.787	109.1	42.120	113.5	40.825	81.9	1:46.732 (2)	83.89	0.215	15:38:05.104	
11 -	23.704	104.5	52.248	82.2	47.211	71.7	2:03.163	72.70	16.646	15:40:08.267	

P20 22		Howard FULLER		Golf GTI - Team Hard							
LAP	SECTOR 1		SECTOR 2		SECTOR 3		LAP TIME	MPH	DIFF	TIME OF DAY	
1 -	28.180	87.8	49.616	91.0	44.645	79.0	2:02.441	73.13	15.861	15:22:50.720	
2 -	24.626	95.7	43.311	112.9	41.814	82.2	1:49.751 (3)	81.58	3.171	15:24:40.471	
3 -	24.343	104.8	42.109	112.2	40.913	80.7	1:47.365 (2)	83.40	0.785	15:26:27.836	
4 -	23.541	111.4	42.053	113.3	40.986	82.3	1:46.580 (1)	84.01		15:28:14.416	
5 -	26.443	80.5	47.586	98.2	IN PIT		2:04.987 P	71.64	18.407	15:30:19.403	

P21 3		Cameron THOMPSON		Scirocco - Maximum Motorsport							
LAP	SECTOR 1		SECTOR 2		SECTOR 3		LAP TIME	MPH	DIFF	TIME OF DAY	
1 -	27.307	91.8	47.367	88.5	45.883	80.8	2:00.557	74.27	13.391	15:21:38.870	
2 -	24.456	102.9	44.660	109.4	42.877	79.3	1:51.993	79.95	4.827	15:23:30.863	
3 -	24.228	104.3	42.540	111.8	42.633	80.1	1:49.401	81.84	2.235	15:25:20.264	
4 -	23.930	106.0	42.982	111.1	42.007	79.3	1:48.919	82.21	1.753	15:27:09.183	
5 -	23.965	106.1	42.723	111.1	41.607	80.8	1:48.295 (2)	82.68	1.129	15:28:57.478	
6 -	23.867	107.7	42.648	111.8	46.401	80.1	1:52.916	79.30	5.750	15:30:50.394	
7 -	24.890	106.3	42.187	111.6	41.831	80.3	1:48.908	82.22	1.742	15:32:39.302	
8 -	24.021	107.8	42.712	111.2	42.083	79.8	1:48.816	82.28	1.650	15:34:28.118	
9 -	24.362	106.1	42.373	111.2	41.981	80.5	1:48.716 (3)	82.36	1.550	15:36:16.834	
10 -	23.703	110.5	42.090	111.2	41.373	80.1	1:47.166 (1)	83.55		15:38:04.000	
11 -	24.044	100.7	56.890	78.2	47.387	76.3	2:08.321	69.78	21.155	15:40:12.321	

P22 66		James WALKER		Golf GTI - Miltek Sport							
LAP	SECTOR 1		SECTOR 2		SECTOR 3		LAP TIME	MPH	DIFF	TIME OF DAY	
1 -	27.019	92.1	46.598	105.3	43.698	76.7	1:57.315	76.32	9.608	15:22:41.190	
2 -	25.659	103.8	43.496	106.8	42.505	76.2	1:51.660	80.19	3.953	15:24:32.850	
3 -	24.370	107.7	42.600	107.7	42.697	75.7	1:49.667	81.65	1.960	15:26:22.517	
4 -	24.387	109.8	42.811	107.2	43.134	78.1	1:50.332	81.15	2.625	15:28:12.849	
5 -	24.055	112.0	42.130	108.9	41.522	76.8	1:47.707 (1)	83.13		15:30:00.556	
6 -	24.268	110.3	42.431	108.0	42.415	76.4	1:49.114	82.06	1.407	15:31:49.670	
7 -	24.265	110.5	42.143	108.4	41.533	76.6	1:47.941 (2)	82.95	0.234	15:33:37.611	
8 -	24.289	110.0	42.469	107.0	41.634	76.1	1:48.392 (3)	82.61	0.685	15:35:26.003	
9 -	24.199	111.8	42.578	107.8	41.723	76.3	1:48.500	82.52	0.793	15:37:14.503	
10 -	24.306	111.1	42.757	106.6	IN PIT		1:53.669 P	78.77	5.962	15:39:08.172	

P23 88		James PILE		Golf GTI - Slidesports							
LAP	SECTOR 1		SECTOR 2		SECTOR 3		LAP TIME	MPH	DIFF	TIME OF DAY	
1 -	30.066	74.1	52.067	92.5	45.951	78.2	2:08.084	69.91	19.763	15:22:05.806	
2 -	26.246	91.4	46.052	110.3	42.714	81.1	1:55.012	77.85	6.691	15:24:00.818	
3 -	24.475	100.4	47.098	110.9	43.354	78.7	1:54.927	77.91	6.606	15:25:55.745	
4 -	24.455	102.7	43.745	111.1	42.108	78.5	1:50.308	81.17	1.987	15:27:46.053	
5 -	24.604	101.5	44.162	112.7	42.766	76.1	1:51.532	80.28	3.211	15:29:37.585	
6 -	24.190	106.8	43.345	112.4	43.231	76.8	1:50.766	80.84	2.445	15:31:28.351	
7 -	24.613	108.5	43.002	109.6	42.129	77.1	1:49.744	81.59	1.423	15:33:18.095	
8 -	24.636	108.2	42.921	110.7	41.674	78.7	1:49.231	81.97	0.910	15:35:07.326	
9 -	24.160	110.0	42.817	111.2	41.622	78.0	1:48.599 (3)	82.45	0.278	15:36:55.925	

Donington Park GP
 Circuit Length = 2.4873 miles
 Start: 15:18 Flag 15:38 End: 15:44

Weather / Track : Cloudy / Dry

Miltek Sport Volkswagen Racing Cup

QUALIFYING - RACE 1 - ROUND 13 - SECTOR ANALYSIS

SECTOR 1 = FL to I1, SECTOR 2 = I1 to I2, SECTOR 3 = I2 to FL, DIFF = Difference To Personal Best Lap

10 -	24.592	109.4	42.355	112.0	41.478	79.4	1:48.425 (2)	82.58	0.104	15:38:44.350
11 -	24.237	111.2	42.505	110.0	41.579	77.1	1:48.321 (1)	82.66		15:40:32.671

P24 51		Simon ANDREWS		Golf GTI - AWM Warranty Direct							
LAP	SECTOR 1		SECTOR 2		SECTOR 3		LAP TIME	MPH	DIFF	TIME OF DAY	
1 -	31.541	77.6	49.350	103.0	47.398	78.5	2:08.289	69.79	19.906	15:22:05.272	
2 -	25.816	96.2	45.039	110.9	48.008	79.9	1:58.863	75.33	10.480	15:24:04.135	
3 -	26.086	101.9	43.922	112.0	44.957	80.3	1:54.965	77.88	6.582	15:25:59.100	
4 -	23.869	108.7	43.773	113.3	42.499	81.1	1:50.141	81.29	1.758	15:27:49.241	
5 -	23.757	108.7	43.647	114.5	IN PIT		1:56.858 P	76.62	8.475	15:29:46.099	
6 -	OUTLAP	93.9	43.457	112.4	42.391	81.2	2:44.282	54.50	55.899	15:32:30.381	
7 -	23.867	108.5	43.325	111.6	41.993	81.9	1:49.185 (2)	82.01	0.802	15:34:19.566	
8 -	23.668	110.3	42.835	111.6	43.565	80.0	1:50.068	81.35	1.685	15:36:09.634	
9 -	24.547	106.0	42.619	113.5	42.511	80.6	1:49.677 (3)	81.64	1.294	15:37:59.311	
10 -	23.793	108.9	42.545	112.7	42.045	82.1	1:48.383 (1)	82.61		15:39:47.694	

P25 69		Mark CLYNES		Scirocco - JWB Motorsport							
LAP	SECTOR 1		SECTOR 2		SECTOR 3		LAP TIME	MPH	DIFF	TIME OF DAY	
1 -	27.642	91.6	48.009	105.3	46.385	79.6	2:02.036	73.37	11.887	15:22:09.524	
2 -	25.180	101.6	44.437	109.2	42.919	78.4	1:52.536	79.56	2.387	15:24:02.060	
3 -	24.799	103.2	44.134	107.2	42.609	78.3	1:51.542	80.27	1.393	15:25:53.602	
4 -	24.983	100.1	44.591	108.4	42.289	77.8	1:51.863	80.04	1.714	15:27:45.465	
5 -	24.782	101.8	44.111	110.7	41.856	80.0	1:50.749	80.85	0.600	15:29:36.214	
6 -	24.959	98.5	43.640	111.4	43.226	77.0	1:51.825	80.07	1.676	15:31:28.039	
7 -	25.442	101.2	43.495	111.4	42.109	77.7	1:51.046	80.63	0.897	15:33:19.085	
8 -	24.573	100.4	43.482	111.6	42.094	78.3	1:50.149 (1)	81.29		15:35:09.234	
9 -	26.217	99.2	43.487	110.9	42.136	79.6	1:51.840	80.06	1.691	15:37:01.074	
10 -	24.707	98.9	43.748	107.7	42.152	80.5	1:50.607 (3)	80.95	0.458	15:38:51.681	
11 -	24.695	100.3	43.317	110.5	42.206	77.2	1:50.218 (2)	81.24	0.069	15:40:41.899	

P26 12		Simon RUDD		Golf GTI - RCIB Insurance Racing							
LAP	SECTOR 1		SECTOR 2		SECTOR 3		LAP TIME	MPH	DIFF	TIME OF DAY	
1 -	27.732	90.0	47.957	103.5	44.835	78.9	2:00.524 (3)	74.29	10.287	15:22:26.327	
2 -	24.686	100.4	43.448	109.6	42.103	80.5	1:50.237 (1)	81.22		15:24:16.564	
3 -	24.240	104.6	42.440	109.6	47.817	79.7	1:54.497 (2)	78.20	4.260	15:26:11.061	
4 -	23.966	107.5	42.126	112.2	IN PIT		1:59.203 P	75.11	8.966	15:28:10.264	
5 -	OUTLAP	99.1	45.223	110.7	41.901	80.5	3:50.105	38.91	1:59.868	15:32:00.369	
6 -	24.254	101.2	42.752	109.8	IN PIT		2:00.950 P	74.03	10.713	15:34:01.319	
7 -	OUTLAP	104.0	42.654	109.6	42.097	78.2	3:15.536	45.79	1:25.299	15:37:16.855	
8 -	24.222	103.2	42.573	107.5	IN PIT		1:59.453 P	74.96	9.216	15:39:16.308	

P27 20		Graham EWING		Golf GTI - Team Hard							
LAP	SECTOR 1		SECTOR 2		SECTOR 3		LAP TIME	MPH	DIFF	TIME OF DAY	
1 -	28.220	89.1	45.448	108.5	43.625	80.7	1:57.293	76.34	7.031	15:22:13.339	
2 -	24.372	106.0	42.950	112.0	43.658	84.1	1:50.980 (2)	80.68	0.718	15:24:04.319	
3 -	24.251	107.8	43.320	110.9	42.691	79.5	1:50.262 (1)	81.21		15:25:54.581	
4 -	24.252	101.8	44.905	97.6	44.133	78.2	1:53.290 (3)	79.04	3.028	15:27:47.871	
5 -	23.977	108.0	43.460	112.0	IN PIT		2:00.202 P	74.49	9.940	15:29:48.073	
6 -	OUTLAP	102.6	43.982	93.3	49.250	76.4	4:17.322	34.79	2:27.060	15:34:05.395	
7 -	24.471	107.7	44.428	102.6	48.008	73.1	1:56.907	76.59	6.645	15:36:02.302	
8 -	26.136	101.3	43.705	88.7	48.992	70.6	1:58.833	75.35	8.571	15:38:01.135	
9 -	25.834	88.1	46.149	79.2	48.486	71.0	2:00.469	74.32	10.207	15:40:01.604	

P28 21		Andy WILMOTT		Golf GTI - Team Hard							
LAP	SECTOR 1		SECTOR 2		SECTOR 3		LAP TIME	MPH	DIFF	TIME OF DAY	
1 -	29.274	90.0	47.861	99.5	46.058	75.2	2:03.193	72.68	12.741	15:22:53.886	
2 -	25.404	102.2	45.011	105.3	43.445	75.9	1:53.860	78.64	3.408	15:24:47.746	
3 -	25.014	107.3	44.072	105.5	42.629	75.8	1:51.715	80.15	1.263	15:26:39.461	
4 -	25.013	106.6	46.158	105.1	42.229	75.4	1:53.400	78.96	2.948	15:28:32.861	
5 -	25.237	103.5	43.687	105.1	42.500	74.9	1:51.424 (3)	80.36	0.972	15:30:24.285	

Weather / Track : Cloudy / Dry

Donington Park GP

Circuit Length = 2.4873 miles

Start: 15:18 Flag 15:38 End: 15:44

Miltek Sport Volkswagen Racing Cup

QUALIFYING - RACE 1 - ROUND 13 - SECTOR ANALYSIS

SECTOR 1 = FL to I1, SECTOR 2 = I1 to I2, SECTOR 3 = I2 to FL, DIFF = Difference To Personal Best Lap

6 -	25.163	107.0	43.660	105.5	42.914	75.5	1:51.737	80.13	1.285	15:32:16.022
7 -	24.822	107.8	43.602	105.6	42.049	75.8	1:50.473 (2)	81.05	0.021	15:34:06.495
8 -	24.752	108.0	43.286	106.8	48.126	75.0	1:56.164	77.08	5.712	15:36:02.659
9 -	25.095	106.3	43.240	104.6	42.117	75.8	1:50.452 (1)	81.07		15:37:53.111
10 -	24.837	107.3	43.248	104.5	IN PIT		1:54.012 P	78.53	3.560	15:39:47.123

P29 23		Kieran GALLAGHER			Golf GTI - Team Hard					
LAP	SECTOR 1	SECTOR 2	SECTOR 3	LAP TIME	MPH	DIFF	TIME OF DAY			
1 -	30.950	82.9	53.663	103.4	IN PIT		2:23.446 P	62.42		15:22:38.601
2 -	OUTLAP	96.8	51.689	73.5	IN PIT		3:11.976 P	46.64		15:25:50.577

Miltek Sport Volkswagen Racing Cup

QUALIFYING - RACE 1 - ROUND 13 - BEST SPEEDS

SECTOR 1				SECTOR 2			FINISH LINE		
POS	NO	NAME	MPH	NO	NAME	MPH	NO	NAME	MPH
1	6	David SUTTON	120.0	31	Paul DEHADRAY	117.3	37	James GREENWAY	84.2
2	17	Tim SNAYLAM	117.7	17	Tim SNAYLAM	116.3	20	Graham EWING	84.1
3	41	Sam MORGAN	117.5	4	Stewart LINES	115.9	8	Aaron MASON	83.8
4	8	Aaron MASON	117.3	6	David SUTTON	115.7	31	Paul DEHADRAY	83.8
5	99	Jack WALKER-TULLY	116.7	9	David FAIRBROTHER	115.7	4	Stewart LINES	83.1
6	13	Joe FULBROOK	116.5	55	Simon DEATON	115.3	97	Richard WALKER	83.1
7	33	Lucas ORROCK	116.5	37	James GREENWAY	114.9	9	David FAIRBROTHER	82.9
8	4	Stewart LINES	115.9	99	Jack WALKER-TULLY	114.7	13	Joe FULBROOK	82.5
9	37	James GREENWAY	115.9	44	Robin RILEY	114.5	17	Tim SNAYLAM	82.5
10	9	David FAIRBROTHER	115.7	51	Simon ANDREWS	114.5	22	Howard FULLER	82.3
11	14	Josh CAYGILL	114.9	8	Aaron MASON	114.3	51	Simon ANDREWS	82.1
12	47	Tom BARLEY	114.7	41	Sam MORGAN	114.3	55	Simon DEATON	82.1
13	27	Stefan DI RESTA	114.5	97	Richard WALKER	114.3	6	David SUTTON	81.9
14	31	Paul DEHADRAY	113.9	14	Josh CAYGILL	114.1	44	Robin RILEY	81.9
15	7	Joe MCMILLAN	112.7	33	Lucas ORROCK	114.1	41	Sam MORGAN	81.8
16	98	Robert BARRABLE	112.2	27	Stefan DI RESTA	113.7	27	Stefan DI RESTA	81.7
17	66	James WALKER	112.0	22	Howard FULLER	113.3	14	Josh CAYGILL	81.3
18	55	Simon DEATON	111.8	7	Joe MCMILLAN	113.1	99	Jack WALKER-TULLY	81.3
19	22	Howard FULLER	111.4	13	Joe FULBROOK	113.1	88	James PILE	81.1
20	88	James PILE	111.2	88	James PILE	112.7	98	Robert BARRABLE	80.9
21	3	Cameron THOMPSON	110.5	98	Robert BARRABLE	112.5	3	Cameron THOMPSON	80.8
22	51	Simon ANDREWS	110.3	12	Simon RUDD	112.2	33	Lucas ORROCK	80.7
23	44	Robin RILEY	110.0	47	Tom BARLEY	112.2	12	Simon RUDD	80.5
24	97	Richard WALKER	109.6	20	Graham EWING	112.0	69	Mark CLYNES	80.5
25	20	Graham EWING	108.0	3	Cameron THOMPSON	111.8	47	Tom BARLEY	80.1
26	21	Andy WILMOTT	108.0	69	Mark CLYNES	111.6	7	Joe MCMILLAN	79.6
27	12	Simon RUDD	107.5	50	Darelle WILSON	109.2	66	James WALKER	78.1
28	69	Mark CLYNES	103.2	66	James WALKER	108.9	21	Andy WILMOTT	75.9
29	23	Kieran GALLAGHER	96.8	21	Andy WILMOTT	106.8	23	Kieran GALLAGHER	62.6
30	50	Darelle WILSON	89.5	23	Kieran GALLAGHER	103.4			

Weather / Track : Cloudy / Dry

Results can be found at www.tsl-timing.com

Donington Park GP

Circuit Length = 2.4873 miles

Start: 15:18 Flag 15:38 End: 15:44

Printed - 15:52 Saturday, 13 September 2014

Miltek Sport Volkswagen Racing Cup

QUALIFYING - RACE 1 - ROUND 13 - BEST SECTORS

SECTOR 1			SECTOR 2			SECTOR 3			IDEAL / BEST COMPARISON						
POS	NO	NAME	TIME	NO	NAME	TIME	NO	NAME	TIME	POS	NO	NAME	IDEAL	BEST	DIFF
1	8	MASON	23.087	8	MASON	40.817	8	MASON	39.697						
2	37	GREENWAY	23.154	99	WALKER-TULLY	40.934	13	FULBROOK	39.948	1	8	MASON	1:43.601	1:43.601	0.000
3	6	SUTTON	23.212	6	SUTTON	40.995	27	DI RESTA	40.001	2	13	FULBROOK	1:44.347	1:44.492	0.145
4	99	WALKER-TULLY	23.230	33	ORROCK	41.021	37	GREENWAY	40.134	3	6	SUTTON	1:44.355	1:44.355	0.000
5	4	LINES	23.263	27	DI RESTA	41.052	6	SUTTON	40.148	4	99	WALKER-TULLY	1:44.405	1:44.405	0.000
6	13	FULBROOK	23.293	4	LINES	41.053	99	WALKER-TULLY	40.241	5	37	GREENWAY	1:44.469	1:44.628	0.159
7	41	MORGAN	23.297	14	CAYGILL	41.097	97	WALKER	40.271	6	4	LINES	1:44.606	1:44.727	0.121
8	14	CAYGILL	23.406	13	FULBROOK	41.106	4	LINES	40.290	7	27	DI RESTA	1:44.707	1:44.763	0.056
9	33	ORROCK	23.414	37	GREENWAY	41.181	14	CAYGILL	40.374	8	33	ORROCK	1:44.830	1:45.032	0.202
10	9	FAIRBROTHER	23.418	17	SNAYLAM	41.183	33	ORROCK	40.395	9	14	CAYGILL	1:44.877	1:45.011	0.134
11	31	DEHADRAY	23.420	98	BARRABLE	41.207	41	MORGAN	40.505	10	41	MORGAN	1:45.354	1:45.386	0.032
12	55	DEATON	23.435	31	DEHADRAY	41.376	31	DEHADRAY	40.582	11	17	SNAYLAM	1:45.356	1:45.870	0.514
13	7	MCMILLAN	23.437	7	MCMILLAN	41.479	17	SNAYLAM	40.701	12	31	DEHADRAY	1:45.378	1:45.518	0.140
14	97	WALKER	23.456	9	FAIRBROTHER	41.522	44	RILEY	40.825	13	97	WALKER	1:45.407	1:45.559	0.152
15	17	SNAYLAM	23.472	41	MORGAN	41.552	47	BARLEY	40.837	14	98	BARRABLE	1:45.685	1:46.078	0.393
16	22	FULLER	23.541	55	DEATON	41.624	98	BARRABLE	40.849	15	7	MCMILLAN	1:46.044	1:46.044	0.000
17	44	RILEY	23.560	97	WALKER	41.680	22	FULLER	40.913	16	9	FAIRBROTHER	1:46.079	1:46.363	0.284
18	98	BARRABLE	23.629	47	BARLEY	41.760	7	MCMILLAN	41.128	17	44	RILEY	1:46.188	1:46.517	0.329
19	47	BARLEY	23.646	44	RILEY	41.803	9	FAIRBROTHER	41.139	18	55	DEATON	1:46.233	1:46.474	0.241
20	27	DI RESTA	23.654	22	FULLER	42.053	55	DEATON	41.174	19	47	BARLEY	1:46.243	1:46.354	0.111
21	51	ANDREWS	23.668	3	THOMPSON	42.090	3	THOMPSON	41.373	20	22	FULLER	1:46.507	1:46.580	0.073
22	3	THOMPSON	23.703	12	RUDD	42.126	88	PILE	41.478	21	3	THOMPSON	1:47.166	1:47.166	0.000
23	12	RUDD	23.966	66	WALKER	42.130	66	WALKER	41.522	22	66	WALKER	1:47.707	1:47.707	0.000
24	20	EWING	23.977	88	PILE	42.355	69	CLYNES	41.856	23	12	RUDD	1:47.993	1:50.237	2.244
25	66	WALKER	24.055	51	ANDREWS	42.545	12	RUDD	41.901	24	88	PILE	1:47.993	1:48.321	0.328
26	88	PILE	24.160	20	EWING	42.950	51	ANDREWS	41.993	25	51	ANDREWS	1:48.206	1:48.383	0.177
27	69	CLYNES	24.573	21	WILMOTT	43.240	21	WILMOTT	42.049	26	20	EWING	1:49.618	1:50.262	0.644
28	21	WILMOTT	24.752	69	CLYNES	43.317	20	EWING	42.691	27	69	CLYNES	1:49.746	1:50.149	0.403
29	23	GALLAGHER	30.950	50	WILSON	47.279				28	21	WILMOTT	1:50.041	1:50.452	0.411
30				23	GALLAGHER	51.689				29	23	GALLAGHER			

Weather / Track : Cloudy / Dry

Donington Park GP

Circuit Length = 2.4873 miles

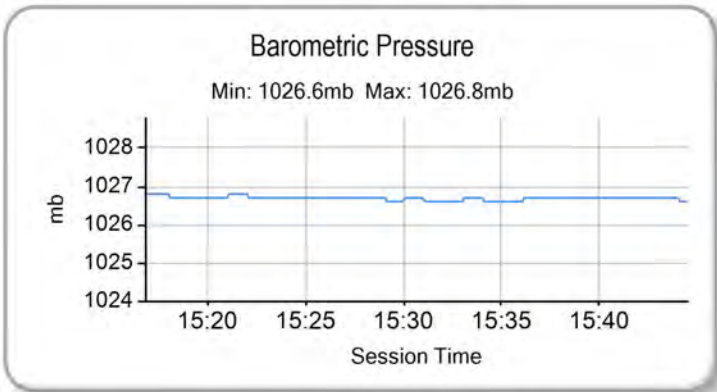
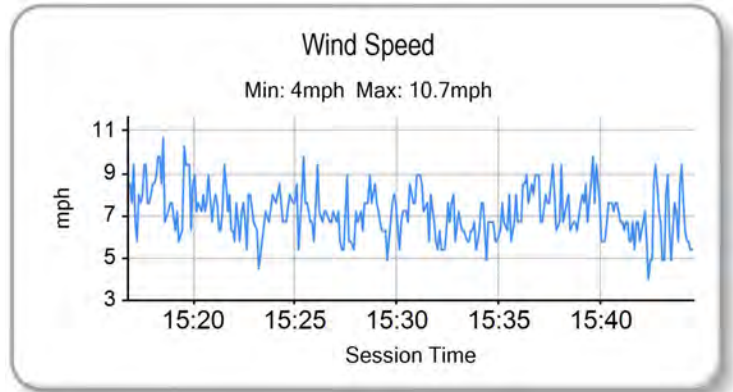
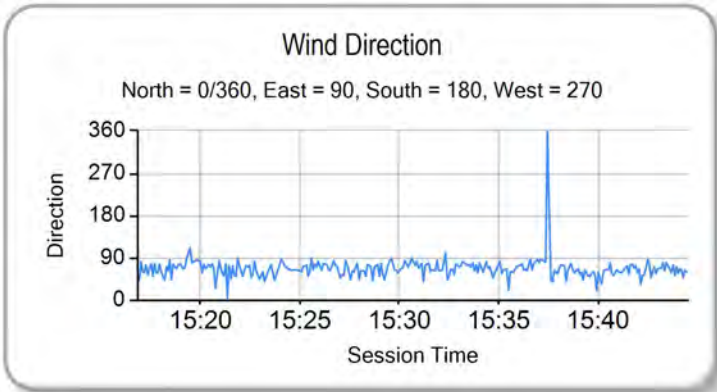
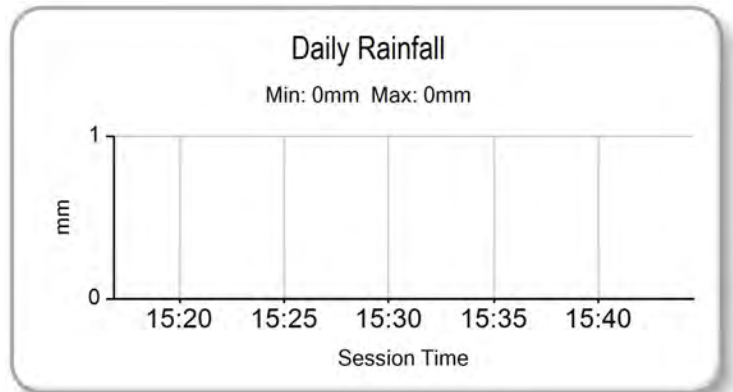
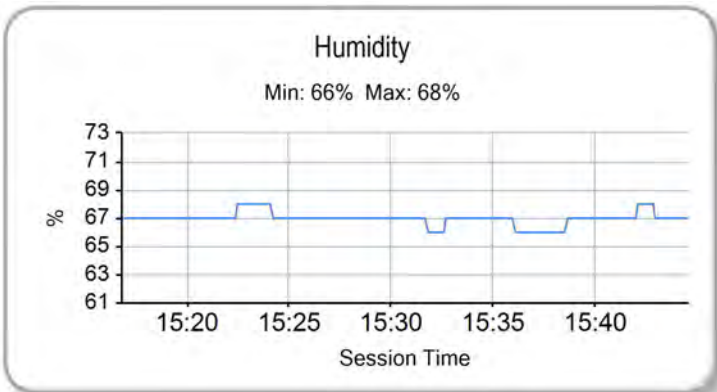
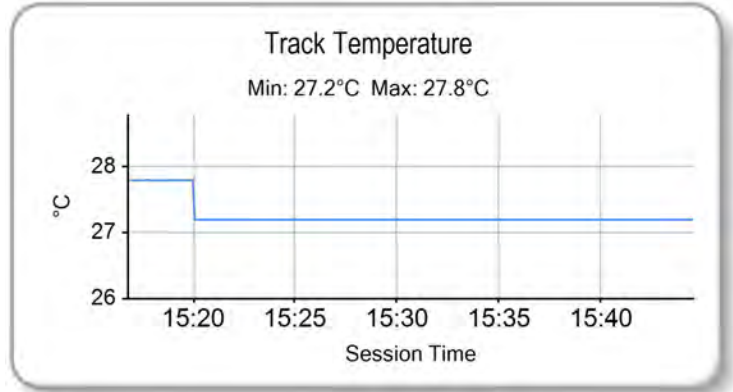
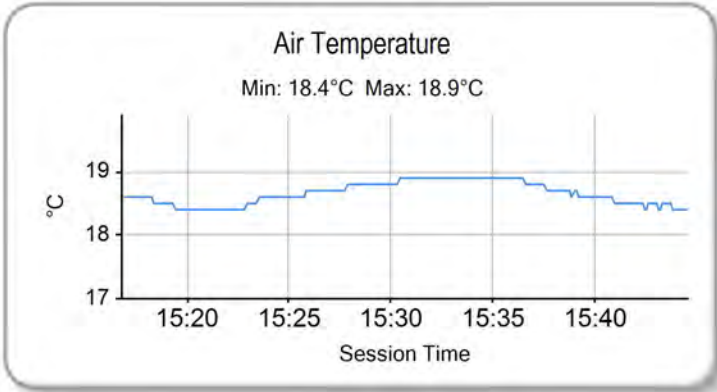
Start: 15:18 Flag 15:38 End: 15:44

Results can be found at www.tsl-timing.com

Printed - 15:52 Saturday, 13 September 2014

Miltek Sport Volkswagen Racing Cup

QUALIFYING - RACE 1 - ROUND 13 - WEATHER CONDITIONS



Weather / Track : Cloudy / Dry


Results can be found at www.tsl-timing.com

Donington Park GP
Circuit Length = 2.4873 miles
Start: 15:18 Flag 15:38 End: 15:44

Printed - 15:53 Saturday, 13 September 2014

Miltek Sport Volkswagen Racing Cup

RACE 1 - ROUND 13 - GRID - AMENDED V2

ROW 15	29	1:50.452 21 Andy WILMOTT	30	36 Paul INGLIS	
ROW 14		27	1:47.707 50 Darelle WILSON	28	66 James WALKER
ROW 13	25	1:50.262 20 Graham EWING	26	23 Kieran GALLAGHER	
ROW 12		23	1:48.383 51 Simon ANDREWS	24	1:50.237 12 Simon RUDD
ROW 11	21	1:47.166 3 Cameron THOMPSON	22	1:48.321 88 James PILE	
ROW 10		19	1:46.517 44 Robin RILEY	20	1:46.580 22 Howard FULLER
ROW 9	17	1:46.363 9 David FAIRBROTHER	18	1:46.474 55 Simon DEATON	
ROW 8		15	1:46.078 98 Robert BARRABLE	16	1:46.354 47 Tom BARLEY
ROW 7	13	1:45.870 17 Tim SNAYLAM	14	1:46.044 7 Joe MCMILLAN	
ROW 6		11	1:45.518 31 Paul DEHADRAY	12	1:45.559 97 Richard WALKER
ROW 5	9	1:45.032 33 Lucas ORROCK	10	1:45.386 41 Sam MORGAN	
ROW 4		7	1:44.763 27 Stefan DI RESTA	8	1:45.011 14 Josh CAYGILL
ROW 3	5	1:44.628 37 James GREENWAY	6	1:44.727 4 Stewart LINES	
ROW 2		3	1:44.405 99 Jack WALKER-TULLY	4	1:44.492 13 Joe FULBROOK
ROW 1	1	1:43.601 8 Aaron MASON	2	1:44.355 6 David SUTTON	
Pole					
					

CAR 69 WITHDRAWN. CAR 21 STARTS FROM BACK OF GRID.
CAR 36 ALLOWED TO START FROM BACK OF GRID.

Donington Park GP
Circuit Length = 2.4873 miles

These results are provisional until the conclusion of any judicial and technical matters.

Clerk Of Course :

Timekeeper :

Miltek Sport Volkswagen Racing Cup

RACE 1 - ROUND 13 - CLASSIFICATION

POS	NO	NAME	ENTRY	LAPS	TIME	GAP	DIFF	MPH	BEST	ON
1	8	Aaron MASON	Scirocco - AWM Warranty Direct	12	21:04.593			84.97	1:44.339	5
2	37	James GREENWAY	Scirocco - AWM Warranty Direct	12	21:06.150	1.557	1.557	84.86	1:44.514	4
3	6	David SUTTON	Scirocco - Slidesports	12	21:10.408	5.815	4.258	84.58	1:44.388	6
4	13	Joe FULBROOK	Golf GTI - AWM Warranty Direct	12	21:10.795	6.202	0.387	84.55	1:44.396	6
5	33	Lucas ORROCK	Scirocco - KPM Racing	12	21:12.433	7.840	1.638	84.44	1:44.413	6
6	27	Stefan DI RESTA	Scirocco - JWB Motorsport	12	21:12.649	8.056	0.216	84.43	1:44.396	6
7	98	Robert BARRABLE	Golf GTI - THM Racing	12	21:13.631	9.038	0.982	84.36	1:44.571	3
8	97	Richard WALKER	Golf - Cooke & Mason	12	21:19.691	15.098	6.060	83.96	1:45.094	11
9	22	Howard FULLER	Golf GTI - Team Hard	12	21:26.424	21.831	6.733	83.52	1:44.925	9
10	47	Tom BARLEY	Golf GTI - Team Hard	12	21:27.892	23.299	1.468	83.43	1:45.258	4
11	41	Sam MORGAN	Golf GTI - KPM Racing	12	21:28.503	23.910	0.611	83.39	1:45.684	3
12	66	James WALKER	Scirocco - Milltek Sport	12	21:31.134	26.541	2.631	83.22	1:44.917	11
13	14	Josh CAYGILL	Scirocco - AWM Warranty Direct	12	21:34.355	29.762	3.221	83.01	1:44.988	3
14	17	Tim SNAYLAM	Scirocco - AWM Warranty Direct	12	21:41.260	36.667	6.905	82.57	1:45.683	9
15	9	David FAIRBROTHER	Scirocco - Slidesports	12	21:45.382	40.789	4.122	82.31	1:46.419	7
16	7	Joe MCMILLAN	Scirocco - Cobra Engineering	12	21:45.793	41.200	0.411	82.28	1:46.006	8
17	50	Darelle WILSON	Golf GTI diesel - TBC	12	21:47.312	42.719	1.519	82.19	1:46.532	6
18	3	Cameron THOMPSON	Scirocco - Maximum Motorsport	12	21:51.863	47.270	4.551	81.90	1:47.354	9
19	21	Andy WILLMOTT	Scirocco - JWB Motorsport	12	21:54.317	49.724	2.454	81.75	1:47.413	6
20	31	Paul DEHADRAY	Scirocco - JWB Motorsport	12	21:56.432	51.839	2.115	81.62	1:45.779	4
21	44	Robin RILEY	Scirocco - AWM Warranty Direct	12	22:04.724	1:00.131	8.292	81.11	1:47.671	10
22	51	Simon ANDREWS	Golf GTI - AWM Warranty Direct	12	22:05.351	1:00.758	0.627	81.07	1:47.362	10
23	88	James PILE	Golf GTI - Slidesports	12	22:10.517	1:05.924	5.166	80.76	1:48.597	9
24	55	Simon DEATON	Golf GTI - Maximum Motorsport	12	22:13.816	1:09.223	3.299	80.56	1:45.715	4
25	36	Paul INGLIS	Golf GTI - Team Hard	12	22:46.772	1:42.179	32.956	78.61	1:50.991	9

NOT CLASSIFIED

DNF	99	Jack WALKER-TULLY	Scirocco - Cooke & Mason	10	17:46.677	2 Laps	2 Laps	83.94	1:44.197	5
DNF	12	Simon RUDD	Golf GTI - RCIB Insurance Racing	8	15:16.465	4 Laps	2 Laps	78.16	1:47.849	4
DNF	4	Stewart LINES	Golf GTI - Maximum Motorsport	4	7:10.545	8 Laps	4 Laps	83.19	1:44.771	3
DNF	20	Graham EWING	Golf GTI - Team Hard	0						
DNF	23	Kieran GALLAGHER	Golf GTI - Team Hard	0						

FASTEST LAP

99	Jack WALKER-TULLY	Scirocco - Cooke & Mason	5	1:44.197	85.93 mph	138.30 kph
----	-------------------	--------------------------	---	----------	-----------	------------

Weather / Track : Bright / Dry

These results are provisional until the conclusion of any judicial and technical matters.

Donington Park GP

Circuit Length = 2.4873 miles

Start: 10:16 Flag 10:37 End: 10:39

Clerk Of Course :	Timekeeper :
-------------------	--------------

Miltek Sport Volkswagen Racing Cup

RACE 1 - ROUND 13 - SECTOR ANALYSIS

SECTOR 1 = FL to I1, SECTOR 2 = I1 to I2, SECTOR 3 = I2 to FL, DIFF = Difference To Personal Best Lap

P1		8		Aaron MASON		Scirocco - AWM Warranty Direct					
LAP	SECTOR 1		SECTOR 2		SECTOR 3		LAP TIME	MPH	DIFF	TIME OF DAY	
1 -			115.1	40.928	81.8	1:50.207	81.25	5.868	10:18:13.226		
2 -	24.417	112.0	41.675	115.5	40.598	82.3	1:46.690	83.92	2.351	10:19:59.916	
3 -	23.294	116.9	41.330	112.7	40.134	82.7	1:44.758	85.47	0.419	10:21:44.674	
4 -	23.224	117.5	40.985	114.1	40.214	82.7	1:44.423	(2)	85.75	0.084	10:23:29.097
5 -	23.268	117.3	40.942	113.5	40.129	84.0	1:44.339	(1)	85.82		10:25:13.436
6 -	23.171	115.9	41.396	112.9	40.195	83.5	1:44.762	85.47	0.423	10:26:58.198	
7 -	23.089	116.3	41.191	114.1	40.157	83.9	1:44.437	(3)	85.74	0.098	10:28:42.635
8 -	23.177	116.7	40.935	113.7	40.459	83.4	1:44.571	85.63	0.232	10:30:27.206	
9 -	23.215	115.7	41.346	113.9	40.548	83.9	1:45.109	85.19	0.770	10:32:12.315	
10 -	23.233	116.5	41.131	114.3	40.589	83.4	1:44.953	85.31	0.614	10:33:57.268	
11 -	23.373	112.9	41.313	114.3	40.578	83.7	1:45.264	85.06	0.925	10:35:42.532	
12 -	23.372	116.9	41.337	113.3	40.371	83.4	1:45.080	85.21	0.741	10:37:27.612	

P2		37		James GREENWAY		Scirocco - AWM Warranty Direct					
LAP	SECTOR 1		SECTOR 2		SECTOR 3		LAP TIME	MPH	DIFF	TIME OF DAY	
1 -			113.3	41.024	82.0	1:51.134	80.57	6.620	10:18:14.153		
2 -	23.593	115.1	41.838	114.7	40.896	83.4	1:46.327	84.21	1.813	10:20:00.480	
3 -	23.144	116.7	41.579	114.9	40.281	82.9	1:45.004	85.27	0.490	10:21:45.484	
4 -	23.308	117.1	41.201	115.1	40.005	83.4	1:44.514	(1)	85.67		10:23:29.998
5 -	23.315	115.7	41.243	113.9	40.271	82.3	1:44.829	85.41	0.315	10:25:14.827	
6 -	23.340	114.5	41.230	114.1	40.132	83.4	1:44.702	(3)	85.52	0.188	10:26:59.529
7 -	23.199	115.3	41.147	115.3	40.193	83.7	1:44.539	(2)	85.65	0.025	10:28:44.068
8 -	23.254	114.9	41.349	114.3	40.288	82.6	1:44.891	85.36	0.377	10:30:28.959	
9 -	23.317	115.5	41.303	114.5	40.198	83.5	1:44.818	85.42	0.304	10:32:13.777	
10 -	23.539	115.3	41.448	114.1	40.475	83.5	1:45.462	84.90	0.948	10:33:59.239	
11 -	23.270	116.1	41.428	114.1	40.259	83.6	1:44.957	85.31	0.443	10:35:44.196	
12 -	23.273	115.9	41.294	114.5	40.406	83.4	1:44.973	85.30	0.459	10:37:29.169	

P3		6		David SUTTON		Scirocco - Slidesports					
LAP	SECTOR 1		SECTOR 2		SECTOR 3		LAP TIME	MPH	DIFF	TIME OF DAY	
1 -			116.3	41.111	79.5	1:50.205	81.25	5.817	10:18:13.224		
2 -	23.715	118.9	42.159	114.9	40.616	82.4	1:46.490	84.08	2.102	10:19:59.714	
3 -	23.261	120.6	42.449	116.7	40.902	80.6	1:46.612	83.99	2.224	10:21:46.326	
4 -	23.489	120.0	42.033	116.3	40.171	81.3	1:45.693	84.72	1.305	10:23:32.019	
5 -	23.162	121.5	41.088	116.7	40.184	79.2	1:44.434	(2)	85.74	0.046	10:25:16.453
6 -	23.117	119.8	40.980	117.1	40.291	80.8	1:44.388	(1)	85.78		10:27:00.841
7 -	23.029	119.4	41.295	116.9	40.384	81.6	1:44.708	(3)	85.51	0.320	10:28:45.549
8 -	23.187	118.7	41.302	116.5	40.683	80.3	1:45.172	85.14	0.784	10:30:30.721	
9 -	23.311	120.6	41.403	116.7	40.604	80.9	1:45.318	85.02	0.930	10:32:16.039	
10 -	23.351	114.5	41.822	115.5	40.551	81.6	1:45.724	84.69	1.336	10:34:01.763	
11 -	23.290	118.5	41.832	116.1	40.522	81.8	1:45.644	84.76	1.256	10:35:47.407	
12 -	23.163	117.9	42.047	115.5	40.810	82.0	1:46.020	84.46	1.632	10:37:33.427	

P4		13		Joe FULBROOK		Golf GTI - AWM Warranty Direct					
LAP	SECTOR 1		SECTOR 2		SECTOR 3		LAP TIME	MPH	DIFF	TIME OF DAY	
1 -			112.9	41.662	77.5	1:52.178	79.82	7.782	10:18:15.197		
2 -	23.573	110.5	41.646	115.1	40.864	80.1	1:46.083	84.40	1.687	10:20:01.280	
3 -	23.335	112.0	41.466	114.1	40.729	80.6	1:45.530	84.85	1.134	10:21:46.810	
4 -	23.369	113.5	41.987	114.9	40.230	81.8	1:45.586	84.80	1.190	10:23:32.396	
5 -	23.160	114.5	40.973	115.3	40.345	81.6	1:44.478	(2)	85.70	0.082	10:25:16.874
6 -	23.278	115.5	41.103	114.9	40.015	80.4	1:44.396	(1)	85.77		10:27:01.270
7 -	23.250	114.3	41.230	115.1	40.338	80.3	1:44.818	(3)	85.42	0.422	10:28:46.088
8 -	23.276	113.9	41.322	114.1	40.468	78.5	1:45.066	85.22	0.670	10:30:31.154	
9 -	23.525	114.1	41.512	114.3	40.657	80.0	1:45.694	84.72	1.298	10:32:16.848	
10 -	23.340	115.9	41.555	113.5	40.501	80.4	1:45.396	84.96	1.000	10:34:02.244	
11 -	23.281	114.7	41.684	112.4	40.639	80.1	1:45.604	84.79	1.208	10:35:47.848	
12 -	23.269	116.3	41.779	113.1	40.918	78.7	1:45.966	84.50	1.570	10:37:33.814	

Weather / Track : Bright / Dry

Donington Park GP

Circuit Length = 2.4873 miles

Start: 10:16 Flag 10:37 End: 10:39

Miltek Sport Volkswagen Racing Cup

RACE 1 - ROUND 13 - SECTOR ANALYSIS

SECTOR 1 = FL to I1, SECTOR 2 = I1 to I2, SECTOR 3 = I2 to FL, DIFF = Difference To Personal Best Lap

P5		33		Lucas ORROCK		Scirocco - KPM Racing				
LAP	SECTOR 1		SECTOR 2		SECTOR 3		LAP TIME	MPH	DIFF	TIME OF DAY
1 -			115.1	41.076	81.3	1:53.340	79.00	8.927	10:18:16.359	
2 -	23.618	116.1	41.355	115.1	41.153	81.8	1:46.126	84.37	1.713	10:20:02.485
3 -	23.231	114.3	40.927	115.3	40.711	81.9	1:44.869 (2)	85.38	0.456	10:21:47.354
4 -	23.239	116.3	41.997	113.1	40.482	81.4	1:45.718	84.70	1.305	10:23:33.072
5 -	23.257	116.1	41.384	113.9	40.394	81.2	1:45.035 (3)	85.25	0.622	10:25:18.107
6 -	23.325	115.9	40.898	114.3	40.190	81.3	1:44.413 (1)	85.75		10:27:02.520
7 -	23.430	115.3	41.039	114.3	42.131	81.1	1:46.600	84.00	2.187	10:28:49.120
8 -	23.486	115.5	41.314	113.7	40.417	80.7	1:45.217	85.10	0.804	10:30:34.337
9 -	23.449	115.7	41.285	113.3	40.621	81.0	1:45.355	84.99	0.942	10:32:19.692
10 -	23.436	116.3	41.180	113.5	40.488	80.4	1:45.104	85.19	0.691	10:34:04.796
11 -	23.549	115.9	41.279	114.1	40.636	80.8	1:45.464	84.90	1.051	10:35:50.260
12 -	23.377	117.3	41.279	114.1	40.536	81.4	1:45.192	85.12	0.779	10:37:35.452

P6		27		Stefan DI RESTA		Scirocco - JWB Motorsport				
LAP	SECTOR 1		SECTOR 2		SECTOR 3		LAP TIME	MPH	DIFF	TIME OF DAY
1 -			113.7	41.102	79.1	1:53.128	79.15	8.732	10:18:16.147	
2 -	23.567	117.1	41.457	114.1	40.985	81.4	1:46.009	84.46	1.613	10:20:02.156
3 -	23.309	116.7	41.052	115.5	40.517	81.8	1:44.878 (2)	85.37	0.482	10:21:47.034
4 -	23.250	116.5	42.145	114.7	40.271	81.8	1:45.666	84.74	1.270	10:23:32.700
5 -	23.344	117.1	41.830	114.1	40.549	80.6	1:45.723	84.69	1.327	10:25:18.423
6 -	23.230	117.9	40.942	115.3	40.224	82.0	1:44.396 (1)	85.77		10:27:02.819
7 -	23.419	116.5	41.112	115.1	42.547	80.8	1:47.078	83.62	2.682	10:28:49.897
8 -	23.539	116.9	40.979	114.5	40.381	80.8	1:44.899 (3)	85.36	0.503	10:30:34.796
9 -	23.536	116.7	41.513	114.1	40.080	81.9	1:45.129	85.17	0.733	10:32:19.925
10 -	23.344	117.3	41.280	114.7	40.730	81.8	1:45.354	84.99	0.958	10:34:05.279
11 -	23.321	117.9	41.271	115.3	40.621	80.9	1:45.213	85.10	0.817	10:35:50.492
12 -	23.265	118.5	41.378	114.9	40.533	81.6	1:45.176	85.13	0.780	10:37:35.668

P7		98		Robert BARRABLE		Golf GTI - THM Racing				
LAP	SECTOR 1		SECTOR 2		SECTOR 3		LAP TIME	MPH	DIFF	TIME OF DAY
1 -			114.3	40.943	81.9	1:54.070	78.49	9.499	10:18:17.089	
2 -	23.510	105.8	42.190	115.5	41.283	81.4	1:46.983	83.69	2.412	10:20:04.072
3 -	23.417	111.4	40.968	114.3	40.186	80.7	1:44.571 (1)	85.63		10:21:48.643
4 -	23.407	112.4	41.342	112.5	40.439	80.2	1:45.188	85.12	0.617	10:23:33.831
5 -	23.316	112.2	42.008	113.1	40.697	80.2	1:46.021	84.45	1.450	10:25:19.852
6 -	23.434	114.1	40.983	112.4	40.238	79.8	1:44.655 (2)	85.56	0.084	10:27:04.507
7 -	23.641	113.9	41.123	112.9	40.606	80.7	1:45.370	84.98	0.799	10:28:49.877
8 -	23.831	113.3	41.139	113.7	40.416	81.3	1:45.386	84.96	0.815	10:30:35.263
9 -	23.374	115.3	41.440	112.7	40.396	80.6	1:45.210	85.11	0.639	10:32:20.473
10 -	23.352	115.9	41.140	113.9	40.597	81.0	1:45.089 (3)	85.20	0.518	10:34:05.562
11 -	23.908	109.8	41.298	112.7	40.635	80.1	1:45.841	84.60	1.270	10:35:51.403
12 -	23.330	115.1	41.121	112.9	40.796	79.0	1:45.247	85.08	0.676	10:37:36.650

P8		97		Richard WALKER		Golf - Cooke & Mason				
LAP	SECTOR 1		SECTOR 2		SECTOR 3		LAP TIME	MPH	DIFF	TIME OF DAY
1 -			115.7	41.253	81.8	1:54.527	78.18	9.433	10:18:17.546	
2 -	23.359	104.6	42.204	116.7	41.731	81.4	1:47.294	83.45	2.200	10:20:04.840
3 -	23.496	107.8	41.580	114.7	40.310	82.2	1:45.386	84.96	0.292	10:21:50.226
4 -	23.193	111.1	41.494	112.5	40.433	81.8	1:45.120 (2)	85.18	0.026	10:23:35.346
5 -	23.137	110.5	42.563	115.5	41.358	81.1	1:47.058	83.64	1.964	10:25:22.404
6 -	23.413	112.4	41.944	116.1	41.222	82.5	1:46.579	84.01	1.485	10:27:08.983
7 -	24.130	112.9	41.686	113.9	40.783	80.4	1:46.599	84.00	1.505	10:28:55.582
8 -	23.639	108.4	41.860	113.1	40.648	82.7	1:46.147	84.35	1.053	10:30:41.729
9 -	23.272	111.6	41.620	113.1	40.280	83.6	1:45.172 (3)	85.14	0.078	10:32:26.901
10 -	23.237	112.4	41.611	113.7	40.524	82.2	1:45.372	84.97	0.278	10:34:12.273
11 -	23.435	108.7	41.362	113.9	40.297	83.6	1:45.094 (1)	85.20		10:35:57.367
12 -	23.251	108.5	41.743	113.5	40.349	82.4	1:45.343	85.00	0.249	10:37:42.710

Weather / Track : Bright / Dry

Donington Park GP
Circuit Length = 2.4873 miles
Start: 10:16 Flag 10:37 End: 10:39

Miltek Sport Volkswagen Racing Cup

RACE 1 - ROUND 13 - SECTOR ANALYSIS

SECTOR 1 = FL to I1, SECTOR 2 = I1 to I2, SECTOR 3 = I2 to FL, DIFF = Difference To Personal Best Lap

P9		22		Howard FULLER		Golf GTI - Team Hard				
LAP	SECTOR 1		SECTOR 2		SECTOR 3		LAP TIME	MPH	DIFF	TIME OF DAY
1 -				115.5	42.430	80.2	1:59.699	74.80	14.774	10:18:22.718
2 -	24.548	101.3	42.340	114.3	41.126	81.1	1:48.014	82.90	3.089	10:20:10.732
3 -	23.680	105.8	42.372	112.2	40.857	81.4	1:46.909	83.75	1.984	10:21:57.641
4 -	23.511	109.1	41.749	114.3	40.551	81.9	1:45.811	84.62	0.886	10:23:43.452
5 -	23.693	108.4	41.771	112.0	40.243	82.2	1:45.707	84.71	0.782	10:25:29.159
6 -	23.388	108.9	41.293	115.5	40.475	81.4	1:45.156 (3)	85.15	0.231	10:27:14.315
7 -	23.433	110.0	41.351	113.5	40.396	82.5	1:45.180	85.13	0.255	10:28:59.495
8 -	23.279	112.7	41.648	115.1	40.093	82.5	1:45.020 (2)	85.26	0.095	10:30:44.515
9 -	23.339	116.5	41.160	113.5	40.426	82.1	1:44.925 (1)	85.34		10:32:29.440
10 -	23.348	114.7	41.242	114.1	41.551	81.3	1:46.141	84.36	1.216	10:34:15.581
11 -	23.542	111.1	42.640	112.7	41.877	82.4	1:48.059	82.86	3.134	10:36:03.640
12 -	23.652	107.8	41.483	112.9	40.668	80.5	1:45.803	84.63	0.878	10:37:49.443

P10		47		Tom BARLEY		Golf GTI - Team Hard				
LAP	SECTOR 1		SECTOR 2		SECTOR 3		LAP TIME	MPH	DIFF	TIME OF DAY
1 -				111.6	41.013	79.7	1:55.197	77.73	9.939	10:18:18.216
2 -	26.373	113.5	41.869	111.4	40.964	81.6	1:49.206	81.99	3.948	10:20:07.422
3 -	23.495	115.7	41.426	111.6	40.675	80.6	1:45.596 (3)	84.79	0.338	10:21:53.018
4 -	23.377	117.1	41.293	111.8	40.588	80.4	1:45.258 (1)	85.07		10:23:38.276
5 -	23.398	116.3	42.421	111.4	40.534	80.7	1:46.353	84.19	1.095	10:25:24.629
6 -	23.540	115.9	41.081	112.7	40.734	80.7	1:45.355 (2)	84.99	0.097	10:27:09.984
7 -	23.863	115.5	41.939	112.0	42.645	77.4	1:48.447	82.56	3.189	10:28:58.431
8 -	23.831	114.1	42.487	111.1	40.986	80.3	1:47.304	83.44	2.046	10:30:45.735
9 -	23.490	116.1	41.514	111.2	40.731	80.1	1:45.735	84.68	0.477	10:32:31.470
10 -	23.789	113.7	41.722	112.9	41.442	80.9	1:46.953	83.72	1.695	10:34:18.423
11 -	23.534	114.9	41.769	112.0	40.820	80.2	1:46.123	84.37	0.865	10:36:04.546
12 -	23.770	112.4	41.814	110.7	40.781	80.3	1:46.365	84.18	1.107	10:37:50.911

P11		41		Sam MORGAN		Golf GTI - KPM Racing				
LAP	SECTOR 1		SECTOR 2		SECTOR 3		LAP TIME	MPH	DIFF	TIME OF DAY
1 -				114.9	41.370	80.7	1:52.655	79.48	6.971	10:18:15.674
2 -	23.433	113.3	42.044	113.3	41.665	82.6	1:47.142	83.57	1.458	10:20:02.816
3 -	23.102	116.3	41.255	115.9	41.327	81.7	1:45.684 (1)	84.72		10:21:48.500
4 -	23.102	119.6	41.797	114.9	41.087	80.7	1:45.986 (2)	84.48	0.302	10:23:34.486
5 -	23.182	118.7	42.816	113.9	41.482	80.9	1:47.480	83.31	1.796	10:25:21.966
6 -	23.519	114.7	42.148	115.1	41.101	81.4	1:46.768	83.86	1.084	10:27:08.734
7 -	23.485	117.3	42.115	113.7	41.057	81.0	1:46.657	83.95	0.973	10:28:55.391
8 -	23.547	117.5	42.572	115.1	40.956	82.3	1:47.075	83.62	1.391	10:30:42.466
9 -	23.392	114.1	41.970	113.9	40.779	82.1	1:46.141 (3)	84.36	0.457	10:32:28.607
10 -	23.458	116.9	41.607	113.7	41.694	81.8	1:46.759	83.87	1.075	10:34:15.366
11 -	23.434	118.1	42.932	112.0	43.224	81.7	1:49.590	81.70	3.906	10:36:04.956
12 -	23.608	108.7	41.998	114.5	40.960	82.4	1:46.566	84.02	0.882	10:37:51.522

P12		66		James WALKER		Scirocco - Milltek Sport				
LAP	SECTOR 1		SECTOR 2		SECTOR 3		LAP TIME	MPH	DIFF	TIME OF DAY
1 -			45.376	110.5	42.101	81.0	2:01.040	73.97	16.123	10:18:24.059
2 -	24.312	93.5	43.494	111.6	41.527	79.3	1:49.333	81.90	4.416	10:20:13.392
3 -	23.725	111.2	42.801	109.6	40.198	81.0	1:46.724	83.90	1.807	10:22:00.116
4 -	23.608	99.5	42.262	110.7	40.538	81.0	1:46.408	84.15	1.491	10:23:46.524
5 -	23.566	106.8	42.660	105.1	41.396	80.7	1:47.622	83.20	2.705	10:25:34.146
6 -	23.607	114.3	41.631	111.1	40.810	80.5	1:46.048	84.43	1.131	10:27:20.194
7 -	23.658	115.1	41.795	111.2	40.824	80.1	1:46.277	84.25	1.360	10:29:06.471
8 -	23.730	114.7	41.356	113.1	40.012	80.9	1:45.098 (3)	85.20	0.181	10:30:51.569
9 -	23.650	114.3	41.422	112.4	42.227	80.5	1:47.299	83.45	2.382	10:32:38.868
10 -	23.507	115.7	41.201	112.5	40.615	81.1	1:45.323	85.01	0.406	10:34:24.191
11 -	23.471	116.3	41.343	112.5	40.103	80.6	1:44.917 (1)	85.34		10:36:09.108
12 -	23.516	115.9	41.226	112.7	40.303	79.8	1:45.045 (2)	85.24	0.128	10:37:54.153

Weather / Track : Bright / Dry

Donington Park GP
Circuit Length = 2.4873 miles
Start: 10:16 Flag 10:37 End: 10:39

Miltek Sport Volkswagen Racing Cup

RACE 1 - ROUND 13 - SECTOR ANALYSIS

SECTOR 1 = FL to I1, SECTOR 2 = I1 to I2, SECTOR 3 = I2 to FL, DIFF = Difference To Personal Best Lap

P13		14		Josh CAYGILL		Scirocco - AWM Warranty Direct				
LAP	SECTOR 1		SECTOR 2		SECTOR 3		LAP TIME	MPH	DIFF	TIME OF DAY
1 -			115.1		41.194	79.6	1:53.035	79.21	8.047	10:18:16.054
2 -	24.360	107.3	42.182	113.5	41.914	81.1	1:48.456	82.56	3.468	10:20:04.510
3 -	23.497	114.5	41.233	114.5	40.258	81.1	1:44.988 (1)	85.29		10:21:49.498
4 -	23.471	115.3	40.942	115.3	40.898	82.3	1:45.311 (2)	85.02	0.323	10:23:34.809
5 -	23.323	116.1	43.252	112.4	40.892	80.6	1:47.467	83.32	2.479	10:25:22.276
6 -	23.790	113.5	42.990	113.5	40.631	81.6	1:47.411	83.36	2.423	10:27:09.687
7 -	23.630	114.7	42.187	114.3	52.276	78.7	1:58.093	75.82	13.105	10:29:07.780
8 -	23.581	115.3	41.443	112.9	40.370	81.1	1:45.394 (3)	84.96	0.406	10:30:53.174
9 -	23.360	115.3	41.519	112.5	41.509	82.1	1:46.388	84.16	1.400	10:32:39.562
10 -	23.437	114.7	41.347	113.5	41.097	81.6	1:45.881	84.57	0.893	10:34:25.443
11 -	23.318	115.7	41.438	113.3	40.852	81.8	1:45.608	84.78	0.620	10:36:11.051
12 -	23.342	117.3	41.976	113.5	41.005	79.9	1:46.323	84.21	1.335	10:37:57.374

P14		17		Tim SNAYLAM		Scirocco - AWM Warranty Direct				
LAP	SECTOR 1		SECTOR 2		SECTOR 3		LAP TIME	MPH	DIFF	TIME OF DAY
1 -		102.4	45.235	114.5	42.153	79.1	2:04.137	72.13	18.454	10:18:27.156
2 -	24.264	111.2	42.825	117.1	41.445	81.8	1:48.534	82.50	2.851	10:20:15.690
3 -	23.559	108.7	42.629	113.7	40.685	81.3	1:46.873	83.78	1.190	10:22:02.563
4 -	23.483	113.9	41.481	114.9	41.638	81.4	1:46.602	83.99	0.919	10:23:49.165
5 -	23.424	118.5	41.822	115.5	40.920	82.2	1:46.166 (3)	84.34	0.483	10:25:35.331
6 -	24.038	98.5	41.470	114.9	41.288	81.8	1:46.796	83.84	1.113	10:27:22.127
7 -	23.660	113.1	42.026	116.1	44.080	78.0	1:49.766	81.57	4.083	10:29:11.893
8 -	23.687	116.3	41.224	115.5	41.407	80.8	1:46.318	84.22	0.635	10:30:58.211
9 -	23.547	113.7	41.271	115.9	40.865	80.6	1:45.683 (1)	84.72		10:32:43.894
10 -	23.714	112.7	41.974	114.9	41.342	82.7	1:47.030	83.66	1.347	10:34:30.924
11 -	23.499	111.2	41.504	113.9	40.982	82.3	1:45.985 (2)	84.48	0.302	10:36:16.909
12 -	24.149	111.2	41.642	115.5	41.579	80.5	1:47.370	83.39	1.687	10:38:04.279

P15		9		David FAIRBROTHER		Scirocco - Slidesports				
LAP	SECTOR 1		SECTOR 2		SECTOR 3		LAP TIME	MPH	DIFF	TIME OF DAY
1 -			115.3		44.614	75.6	1:59.485	74.94	13.066	10:18:22.504
2 -	24.961	99.4	42.318	115.7	41.992	81.7	1:49.271	81.94	2.852	10:20:11.775
3 -	23.783	107.0	42.303	108.9	41.521	80.9	1:47.607	83.21	1.188	10:21:59.382
4 -	23.752	112.7	41.826	114.7	41.227	81.6	1:46.805 (2)	83.83	0.386	10:23:46.187
5 -	23.684	112.2	42.781	112.2	41.290	81.4	1:47.755	83.10	1.336	10:25:33.942
6 -	25.144	106.3	41.627	115.9	42.270	80.6	1:49.041	82.12	2.622	10:27:22.983
7 -	23.519	116.3	41.865	115.7	41.035	81.0	1:46.419 (1)	84.14		10:29:09.402
8 -	23.828	112.7	41.935	114.9	41.308	81.3	1:47.071 (3)	83.63	0.652	10:30:56.473
9 -	23.784	114.1	41.744	114.9	42.053	80.7	1:47.581	83.23	1.162	10:32:44.054
10 -	23.820	116.3	42.476	115.3	42.078	81.7	1:48.374	82.62	1.955	10:34:32.428
11 -	24.033	110.0	42.647	114.1	41.257	81.0	1:47.937	82.96	1.518	10:36:20.365
12 -	23.989	108.4	42.559	113.9	41.488	80.0	1:48.036	82.88	1.617	10:38:08.401

P16		7		Joe MCMILLAN		Scirocco - Cobra Engineering				
LAP	SECTOR 1		SECTOR 2		SECTOR 3		LAP TIME	MPH	DIFF	TIME OF DAY
1 -			111.1		44.400	74.7	1:59.706	74.80	13.700	10:18:22.725
2 -	23.937	109.2	42.731	110.3	41.883	77.8	1:48.551	82.49	2.545	10:20:11.276
3 -	23.709	110.1	42.764	112.9	41.956	77.4	1:48.429	82.58	2.423	10:21:59.705
4 -	23.873	111.1	41.660	112.5	41.779	79.6	1:47.312	83.44	1.306	10:23:47.017
5 -	23.630	112.0	42.283	109.1	41.762	79.5	1:47.675	83.16	1.669	10:25:34.692
6 -	23.754	110.7	41.728	112.0	41.463	77.7	1:46.945	83.72	0.939	10:27:21.637
7 -	23.956	114.1	41.830	111.4	41.042	80.5	1:46.828 (3)	83.82	0.822	10:29:08.465
8 -	23.635	115.5	41.517	113.5	40.854	79.4	1:46.006 (1)	84.47		10:30:54.471
9 -	23.593	112.9	41.725	110.5	40.754	79.9	1:46.072 (2)	84.41	0.066	10:32:40.543
10 -	23.510	112.5	46.153	90.4	42.580	79.3	1:52.243	79.77	6.237	10:34:32.786
11 -	23.904	103.4	43.122	111.8	41.071	78.3	1:48.097	82.83	2.091	10:36:20.883
12 -	23.680	111.4	42.615	108.2	41.634	79.2	1:47.929	82.96	1.923	10:38:08.812

Weather / Track : Bright / Dry

Donington Park GP
Circuit Length = 2.4873 miles
Start: 10:16 Flag 10:37 End: 10:39

Miltek Sport Volkswagen Racing Cup

RACE 1 - ROUND 13 - SECTOR ANALYSIS

SECTOR 1 = FL to I1, SECTOR 2 = I1 to I2, SECTOR 3 = I2 to FL, DIFF = Difference To Personal Best Lap

P17		50		Darelle WILSON		Golf GTI diesel - TBC				
LAP	SECTOR 1		SECTOR 2		SECTOR 3		LAP TIME	MPH	DIFF	TIME OF DAY
1 -			107.3	42.819	79.8	2:10.028	68.86	23.496	10:18:33.047	
2 -	24.533	98.9	42.179	112.5	41.745	80.3	1:48.457	82.56	1.925	10:20:21.504
3 -	24.207	105.5	42.074	110.1	41.551	81.2	1:47.832	83.04	1.300	10:22:09.336
4 -	23.488	110.9	41.541	111.6	41.528	78.7	1:46.557 (2)	84.03	0.025	10:23:55.893
5 -	23.354	112.7	42.346	114.1	41.632	80.0	1:47.332	83.42	0.800	10:25:43.225
6 -	23.382	111.2	41.607	114.9	41.543	80.4	1:46.532 (1)	84.05		10:27:29.757
7 -	23.605	109.8	42.032	111.6	41.416	80.2	1:47.053	83.64	0.521	10:29:16.810
8 -	23.680	114.5	41.891	112.4	41.230	80.2	1:46.801	83.84	0.269	10:31:03.611
9 -	23.846	110.9	41.286	112.5	41.675	79.8	1:46.807	83.83	0.275	10:32:50.418
10 -	23.639	108.2	41.770	112.9	41.309	81.0	1:46.718	83.90	0.186	10:34:37.136
11 -	23.586	109.6	41.498	112.5	41.523	79.5	1:46.607	83.99	0.075	10:36:23.743
12 -	23.521	110.9	41.443	112.9	41.624	79.9	1:46.588 (3)	84.00	0.056	10:38:10.331

P18		3		Cameron THOMPSON		Scirocco - Maximum Motorsport				
LAP	SECTOR 1		SECTOR 2		SECTOR 3		LAP TIME	MPH	DIFF	TIME OF DAY
1 -			115.1	43.239	80.6	2:00.364	74.39	13.010	10:18:23.383	
2 -	24.403	92.1	42.650	113.9	42.450	79.6	1:49.503	81.77	2.149	10:20:12.886
3 -	23.918	105.5	43.610	111.4	42.504	79.9	1:50.032	81.38	2.678	10:22:02.918
4 -	24.486	101.5	42.604	113.3	42.422	80.2	1:49.512	81.76	2.158	10:23:52.430
5 -	23.765	105.5	42.662	111.8	41.494	80.7	1:47.921	82.97	0.567	10:25:40.351
6 -	23.895	110.1	42.209	112.2	41.527	80.2	1:47.631 (3)	83.19	0.277	10:27:27.982
7 -	24.414	112.4	42.264	111.4	41.555	79.8	1:48.233	82.73	0.879	10:29:16.215
8 -	24.021	110.7	42.659	113.5	41.515	80.3	1:48.195	82.76	0.841	10:31:04.410
9 -	23.626	111.2	42.325	111.4	41.403	79.6	1:47.354 (1)	83.41		10:32:51.764
10 -	23.770	110.1	42.653	112.0	41.481	80.8	1:47.904	82.98	0.550	10:34:39.668
11 -	23.795	110.1	42.149	111.8	41.413	81.1	1:47.357 (2)	83.40	0.003	10:36:27.025
12 -	23.987	109.8	42.016	111.8	41.854	81.1	1:47.857	83.02	0.503	10:38:14.882

P19		21		Andy WILLMOTT		Scirocco - JWB Motorsport				
LAP	SECTOR 1		SECTOR 2		SECTOR 3		LAP TIME	MPH	DIFF	TIME OF DAY
1 -		92.8	44.566	108.9	42.559	79.3	2:01.617	73.62	14.204	10:18:24.636
2 -	24.068	100.3	43.463	111.4	42.036	79.9	1:49.567	81.72	2.154	10:20:14.203
3 -	24.172	110.0	44.411	108.9	41.706	77.1	1:50.289	81.19	2.876	10:22:04.492
4 -	24.034	109.6	42.187	109.1	41.954	78.9	1:48.175	82.77	0.762	10:23:52.667
5 -	24.268	110.3	42.210	112.0	41.498	80.0	1:47.976	82.93	0.563	10:25:40.643
6 -	24.087	110.5	42.056	111.8	41.270	82.2	1:47.413 (1)	83.36		10:27:28.056
7 -	24.638	107.5	43.181	110.9	41.286	80.9	1:49.105	82.07	1.692	10:29:17.161
8 -	23.938	110.5	42.217	111.8	41.410	79.7	1:47.565 (3)	83.24	0.152	10:31:04.726
9 -	23.814	110.1	41.993	113.5	41.667	81.0	1:47.474 (2)	83.31	0.061	10:32:52.200
10 -	23.824	109.6	44.523	110.5	41.297	80.2	1:49.644	81.66	2.231	10:34:41.844
11 -	24.312	110.7	42.260	111.2	41.246	79.8	1:47.818	83.05	0.405	10:36:29.662
12 -	24.318	106.5	42.114	111.2	41.242	80.2	1:47.674	83.16	0.261	10:38:17.336

P20		31		Paul DEHADRAY		Scirocco - JWB Motorsport				
LAP	SECTOR 1		SECTOR 2		SECTOR 3		LAP TIME	MPH	DIFF	TIME OF DAY
1 -			116.9	1:05.914	73.9	2:20.484	63.73	34.705	10:18:43.503	
2 -	24.426	106.5	43.214	115.9	41.446	81.6	1:49.086	82.08	3.307	10:20:32.589
3 -	23.615	109.2	41.770	117.3	40.885	81.1	1:46.270	84.26	0.491	10:22:18.859
4 -	23.587	108.5	41.496	117.3	40.696	81.9	1:45.779 (1)	84.65		10:24:04.638
5 -	23.680	107.0	41.793	116.7	40.715	83.1	1:46.188 (3)	84.32	0.409	10:25:50.826
6 -	23.467	109.6	42.780	117.5	40.650	81.6	1:46.897	83.76	1.118	10:27:37.723
7 -	23.604	107.5	41.893	117.7	40.680	83.9	1:46.177 (2)	84.33	0.398	10:29:23.900
8 -	23.687	107.5	42.212	117.9	41.545	84.4	1:47.444	83.34	1.665	10:31:11.344
9 -	24.031	99.7	42.675	118.3	41.810	81.6	1:48.516	82.51	2.737	10:32:59.860
10 -	23.920	109.6	41.950	117.1	40.534	80.9	1:46.404	84.15	0.625	10:34:46.264
11 -	23.987	108.4	41.804	117.1	40.780	83.5	1:46.571	84.02	0.792	10:36:32.835
12 -	23.560	109.1	41.675	117.3	41.381	77.9	1:46.616	83.98	0.837	10:38:19.451

Weather / Track : Bright / Dry

Donington Park GP
Circuit Length = 2.4873 miles
Start: 10:16 Flag 10:37 End: 10:39

Miltek Sport Volkswagen Racing Cup

RACE 1 - ROUND 13 - SECTOR ANALYSIS

SECTOR 1 = FL to I1, SECTOR 2 = I1 to I2, SECTOR 3 = I2 to FL, DIFF = Difference To Personal Best Lap

P21 44		Robin RILEY		Scirocco - AWM Warranty Direct						
LAP	SECTOR 1		SECTOR 2		SECTOR 3		LAP TIME	MPH	DIFF	TIME OF DAY
1 -		89.5	46.270	112.4	42.807	81.4	2:03.348	72.59	15.677	10:18:26.367
2 -	24.645	104.6	42.860	114.1	42.768	81.4	1:50.273	81.20	2.602	10:20:16.640
3 -	23.942	110.7	42.761	114.5	41.515	82.4	1:48.218 (2)	82.74	0.547	10:22:04.858
4 -	24.531	103.5	42.209	113.5	42.136	80.9	1:48.876	82.24	1.205	10:23:53.734
5 -	24.189	107.0	43.087	105.8	42.748	82.4	1:50.024	81.38	2.353	10:25:43.758
6 -	24.545	103.0	42.761	114.3	42.212	82.3	1:49.518	81.76	1.847	10:27:33.276
7 -	24.021	105.1	43.534	113.7	41.367	82.6	1:48.922	82.20	1.251	10:29:22.198
8 -	24.272	103.8	42.643	108.7	43.115	82.4	1:50.030	81.38	2.359	10:31:12.228
9 -	23.926	106.3	42.430	111.2	42.498	81.8	1:48.854	82.26	1.183	10:33:01.082
10 -	23.770	108.0	42.114	113.1	41.787	82.1	1:47.671 (1)	83.16		10:34:48.753
11 -	24.212	100.6	42.378	113.9	41.923	82.3	1:48.513 (3)	82.51	0.842	10:36:37.266
12 -	23.967	107.7	41.953	112.2	44.557	79.1	1:50.477	81.05	2.806	10:38:27.743

P22 51		Simon ANDREWS		Golf GTI - AWM Warranty Direct						
LAP	SECTOR 1		SECTOR 2		SECTOR 3		LAP TIME	MPH	DIFF	TIME OF DAY
1 -				113.9	43.979	81.2	2:02.206	73.27	14.844	10:18:25.225
2 -	24.045	102.2	43.179	110.7	45.266	81.4	1:52.490	79.60	5.128	10:20:17.715
3 -	23.815	106.8	42.560	115.5	41.707	82.0	1:48.082 (2)	82.84	0.720	10:22:05.797
4 -	23.880	104.6	42.606	114.7	41.861	81.9	1:48.347 (3)	82.64	0.985	10:23:54.144
5 -	24.086	108.0	43.271	113.9	42.527	81.6	1:49.884	81.49	2.522	10:25:44.028
6 -	23.895	103.8	42.787	115.7	41.759	81.8	1:48.441	82.57	1.079	10:27:32.469
7 -	23.972	104.8	43.606	114.5	41.593	81.6	1:49.171	82.02	1.809	10:29:21.640
8 -	24.293	104.0	42.720	108.9	41.908	82.0	1:48.921	82.21	1.559	10:31:10.561
9 -	24.472	104.0	42.814	114.3	42.669	81.4	1:49.955	81.43	2.593	10:33:00.516
10 -	23.715	106.6	42.415	115.1	41.232	81.8	1:47.362 (1)	83.40		10:34:47.878
11 -	24.480	101.3	42.861	109.4	42.622	81.6	1:49.963	81.43	2.601	10:36:37.841
12 -	23.791	105.1	42.434	114.3	44.304	80.5	1:50.529	81.01	3.167	10:38:28.370

P23 88		James PILE		Golf GTI - Slidesports						
LAP	SECTOR 1		SECTOR 2		SECTOR 3		LAP TIME	MPH	DIFF	TIME OF DAY
1 -				110.5	42.766	75.8	1:59.529	74.91	10.932	10:18:22.548
2 -	25.600	97.1	43.357	112.4	42.498	78.9	1:51.455	80.34	2.858	10:20:14.003
3 -	24.124	108.0	43.256	110.7	41.915	77.4	1:49.295	81.92	0.698	10:22:03.298
4 -	23.933	109.1	42.641	111.6	43.194	77.1	1:49.768	81.57	1.171	10:23:53.066
5 -	24.252	112.2	43.490	110.9	41.531	76.7	1:49.273	81.94	0.676	10:25:42.339
6 -	24.046	113.3	44.038	111.8	41.816	77.6	1:49.900	81.47	1.303	10:27:32.239
7 -	24.469	111.6	42.961	111.8	41.692	79.3	1:49.122	82.05	0.525	10:29:21.361
8 -	24.126	113.1	43.134	111.6	41.577	76.3	1:48.837 (3)	82.27	0.240	10:31:10.198
9 -	24.447	111.4	42.466	110.0	41.684	77.8	1:48.597 (1)	82.45		10:32:58.795
10 -	24.083	112.0	43.036	110.5	41.655	78.1	1:48.774 (2)	82.32	0.177	10:34:47.569
11 -	24.399	111.4	43.087	110.1	41.626	76.8	1:49.112	82.06	0.515	10:36:36.681
12 -	24.033	113.3	42.316	111.1	50.506	76.7	1:56.855	76.62	8.258	10:38:33.536

P24 55		Simon DEATON		Golf GTI - Maximum Motorsport						
LAP	SECTOR 1		SECTOR 2		SECTOR 3		LAP TIME	MPH	DIFF	TIME OF DAY
1 -		89.2	44.820	112.2	42.264	81.0	2:40.599	55.75	54.884	10:19:03.618
2 -	23.980	105.1	42.034	114.1	41.141	81.3	1:47.155	83.56	1.440	10:20:50.773
3 -	23.645	110.1	41.356	115.1	41.155	81.6	1:46.156 (3)	84.35	0.441	10:22:36.929
4 -	23.533	110.0	41.237	115.1	40.945	81.7	1:45.715 (1)	84.70		10:24:22.644
5 -	23.587	108.9	41.541	115.1	40.999	82.3	1:46.127 (2)	84.37	0.412	10:26:08.771
6 -	23.484	108.2	42.544	115.1	41.250	81.7	1:47.278	83.46	1.563	10:27:56.049
7 -	23.444	109.4	41.838	115.1	41.071	81.4	1:46.353	84.19	0.638	10:29:42.402
8 -	23.593	110.3	42.088	115.5	41.069	80.5	1:46.750	83.88	1.035	10:31:29.152
9 -	23.697	108.7	41.798	114.9	41.269	81.0	1:46.764	83.87	1.049	10:33:15.916
10 -	23.581	110.3	42.253	111.4	41.633	80.6	1:47.467	83.32	1.752	10:35:03.383
11 -	23.685	110.1	41.725	114.1	41.046	81.8	1:46.456	84.11	0.741	10:36:49.839
12 -	23.669	112.2	41.766	114.5	41.561	80.1	1:46.996	83.68	1.281	10:38:36.835

Weather / Track : Bright / Dry

Donington Park GP
Circuit Length = 2.4873 miles
Start: 10:16 Flag 10:37 End: 10:39

Miltek Sport Volkswagen Racing Cup

RACE 1 - ROUND 13 - SECTOR ANALYSIS

SECTOR 1 = FL to I1, SECTOR 2 = I1 to I2, SECTOR 3 = I2 to FL, DIFF = Difference To Personal Best Lap

P25 36		Paul INGLIS		Golf GTI - Team Hard						
LAP	SECTOR 1		SECTOR 2		SECTOR 3		LAP TIME	MPH	DIFF	TIME OF DAY
1 -		87.8	47.422	107.5	45.298	78.4	2:08.261	69.81	17.270	10:18:31.280
2 -	26.115	97.1	45.024	108.5	44.416	79.1	1:55.555	77.49	4.564	10:20:26.835
3 -	25.209	96.9	44.721	111.1	43.923	75.0	1:53.853	78.64	2.862	10:22:20.688
4 -	24.983	100.1	44.664	109.6	43.536	78.4	1:53.183	79.11	2.192	10:24:13.871
5 -	24.584	98.1	44.744	111.2	43.709	79.7	1:53.037	79.21	2.046	10:26:06.908
6 -	24.723	98.2	44.797	112.4	43.078	78.6	1:52.598	79.52	1.607	10:27:59.506
7 -	24.440	104.2	43.692	110.0	43.410	79.1	1:51.542 (2)	80.27	0.551	10:29:51.048
8 -	24.428	101.0	44.479	110.5	43.151	79.9	1:52.058	79.90	1.067	10:31:43.106
9 -	24.461	101.5	43.869	112.0	42.661	80.1	1:50.991 (1)	80.67		10:33:34.097
10 -	24.486	103.2	44.379	110.9	43.082	80.7	1:51.947	79.98	0.956	10:35:26.044
11 -	24.475	105.3	44.077	111.2	43.073	79.5	1:51.625 (3)	80.21	0.634	10:37:17.669
12 -	24.499	99.7	44.171	110.7	43.452	79.3	1:52.122	79.86	1.131	10:39:09.791

P26 99		Jack WALKER-TULLY		Scirocco - Cooke & Mason						
LAP	SECTOR 1		SECTOR 2		SECTOR 3		LAP TIME	MPH	DIFF	TIME OF DAY
1 -				115.1	41.257	80.3	1:50.697	80.89	6.500	10:18:13.716
2 -	23.385	116.9	42.372	115.7	41.270	81.2	1:47.027	83.66	2.830	10:20:00.743
3 -	23.152	118.5	41.785	116.9	40.736	81.0	1:45.673	84.73	1.476	10:21:46.416
4 -	23.401	116.7	41.330	115.5	40.347	80.3	1:45.078	85.21	0.881	10:23:31.494
5 -	23.169	116.9	40.831	115.5	40.197	81.4	1:44.197 (1)	85.93		10:25:15.691
6 -	23.199	116.7	40.750	116.3	40.364	81.8	1:44.313 (2)	85.84	0.116	10:27:00.004
7 -	23.242	117.9	40.902	115.9	40.309	81.6	1:44.453 (3)	85.72	0.256	10:28:44.457
8 -	23.109	116.7	41.371	113.1	40.761	81.7	1:45.241	85.08	1.044	10:30:29.698
9 -	23.444	116.7	41.684	114.3	40.401	80.8	1:45.529	84.85	1.332	10:32:15.227
10 -	23.657	115.7	1:00.742	60.5	IN PIT		1:54.469 P	78.22	10.272	10:34:09.696

P27 12		Simon RUDD		Golf GTI - RCIB Insurance Racing						
LAP	SECTOR 1		SECTOR 2		SECTOR 3		LAP TIME	MPH	DIFF	TIME OF DAY
1 -		88.1	46.288	112.0	43.382	79.3	2:04.364	72.00	16.515	10:18:27.383
2 -	24.506	107.3	43.041	112.5	42.995	80.9	1:50.542	81.00	2.693	10:20:17.925
3 -	24.426	108.2	42.445	112.4	42.026	81.8	1:48.897 (3)	82.22	1.048	10:22:06.822
4 -	24.087	108.0	42.220	111.8	41.542	80.8	1:47.849 (1)	83.02		10:23:54.671
5 -	24.009	107.3	43.312	113.7	42.779	80.9	1:50.100	81.33	2.251	10:25:44.771
6 -	23.995	108.2	43.260	112.2	41.609	81.0	1:48.864 (2)	82.25	1.015	10:27:33.635
7 -	24.001	110.3	43.904	112.2	41.587	82.2	1:49.492	81.78	1.643	10:29:23.127
8 -	23.986	108.0	47.843	80.3	IN PIT		2:16.357 P	65.66	28.508	10:31:39.484

P28 4		Stewart LINES		Golf GTI - Maximum Motorsport						
LAP	SECTOR 1		SECTOR 2		SECTOR 3		LAP TIME	MPH	DIFF	TIME OF DAY
1 -				117.1	41.298	83.6	1:53.705	78.75	8.934	10:18:16.724
2 -	23.669	106.1	42.137	115.5	40.794	83.0	1:46.600 (3)	84.00	1.829	10:20:03.324
3 -	23.045	114.1	41.104	116.7	40.622	81.8	1:44.771 (1)	85.46		10:21:48.095
4 -	22.920	116.1	41.695	113.1	40.854	80.7	1:45.469 (2)	84.90	0.698	10:23:33.564

Weather / Track : Bright / Dry

Donington Park GP
Circuit Length = 2.4873 miles
Start: 10:16 Flag 10:37 End: 10:39

Miltek Sport Volkswagen Racing Cup

RACE 1 - ROUND 13 - LAP CHART

LAP 1			LAP 2			LAP 3			LAP 4			LAP 5		
NO	BEHIND	LAP TIME	NO	BEHIND	LAP TIME	NO	BEHIND	LAP TIME	NO	BEHIND	LAP TIME	NO	BEHIND	LAP TIME
6		1:50.205	6		1:46.490	8		1:44.758	8		1:44.423	8		1:44.339
8	0.002	1:50.207	8	0.202	1:46.690	37	0.810	1:45.004	37	0.901	1:44.514	37	1.391	1:44.829
99	0.492	1:50.697	37	0.766	1:46.327	6	1.652	1:46.612	99	2.397	1:45.078	99	2.255	1:44.197
37	0.929	1:51.134	99	1.029	1:47.027	99	1.742	1:45.673	6	2.922	1:45.693	6	3.017	1:44.434
13	1.973	1:52.178	13	1.566	1:46.083	13	2.136	1:45.530	13	3.299	1:45.586	13	3.438	1:44.478
41	2.450	1:52.655	27	2.442	1:46.009	27	2.360	1:44.878	27	3.603	1:45.666	33	4.671	1:45.035
14	2.830	1:53.035	33	2.771	1:46.126	33	2.680	1:44.869	33	3.975	1:45.718	27	4.987	1:45.723
27	2.923	1:53.128	41	3.102	1:47.142	4	3.421	1:44.771	4	4.467	1:45.469	98	6.416	1:46.021
33	3.135	1:53.340	4	3.610	1:46.600	41	3.826	1:45.684	98	4.734	1:45.188	41	8.530	1:47.480
4	3.500	1:53.705	98	4.358	1:46.983	98	3.969	1:44.571	41	5.389	1:45.986	14	8.840	1:47.467
98	3.865	1:54.070	14	4.796	1:48.456	14	4.824	1:44.988	14	5.712	1:45.311	97	8.968	1:47.058
97	4.322	1:54.527	97	5.126	1:47.294	97	5.552	1:45.386	97	6.249	1:45.120	47	11.193	1:46.353
47	4.992	1:55.197	47	7.708	1:49.206	47	8.344	1:45.596	47	9.179	1:45.258	22	15.723	1:45.707
9	9.280	1:59.485	22	11.018	1:48.014	22	12.967	1:46.909	22	14.355	1:45.811	9	20.506	1:47.755
88	9.324	1:59.529	7	11.562	1:48.551	9	14.708	1:47.607	9	17.090	1:46.805	66	20.710	1:47.622
22	9.494	1:59.699	9	12.061	1:49.271	7	15.031	1:48.429	66	17.427	1:46.408	7	21.256	1:47.675
7	9.501	1:59.706	3	13.172	1:49.503	66	15.442	1:46.724	7	17.920	1:47.312	17	21.895	1:46.166
3	10.159	2:00.364	66	13.678	1:49.333	17	17.889	1:46.873	17	20.068	1:46.602	3	26.915	1:47.921
66	10.835	2:01.040	88	14.289	1:51.455	3	18.244	1:50.032	3	23.333	1:49.512	21	27.207	1:47.976
21	11.412	2:01.617	21	14.489	1:49.567	88	18.624	1:49.295	21	23.570	1:48.175	88	28.903	1:49.273
51	12.001	2:02.206	17	15.976	1:48.534	21	19.818	1:50.289	88	23.969	1:49.768	50	29.789	1:47.332
44	13.143	2:03.348	44	16.926	1:50.273	44	20.184	1:48.218	44	24.637	1:48.876	44	30.322	1:50.024
17	13.932	2:04.137	51	18.001	1:52.490	51	21.123	1:48.082	51	25.047	1:48.347	51	30.592	1:49.884
12	14.159	2:04.364	12	18.211	1:50.542	12	22.148	1:48.897	12	25.574	1:47.849	12	31.335	1:50.100
36	18.056	2:08.261	50	21.790	1:48.457	50	24.662	1:47.832	50	26.796	1:46.557	31	37.390	1:46.188
50	19.823	2:10.028	36	27.121	1:55.555	31	34.185	1:46.270	31	35.541	1:45.779	36	53.472	1:53.037
31	30.279	2:20.484	31	32.875	1:49.086	36	36.014	1:53.853	36	44.774	1:53.183	55	55.335	1:46.127
55	50.394	2:40.599	55	51.059	1:47.155	55	52.255	1:46.156	55	53.547	1:45.715			

Weather / Track : Bright / Dry

Miltek Sport Volkswagen Racing Cup

RACE 1 - ROUND 13 - LAP CHART

LAP 6			LAP 7			LAP 8			LAP 9			LAP 10		
NO	BEHIND	LAP TIME	NO	BEHIND	LAP TIME	NO	BEHIND	LAP TIME	NO	BEHIND	LAP TIME	NO	BEHIND	LAP TIME
8		1:44.762	8		1:44.437	8		1:44.571	8		1:45.109	8		1:44.953
37	1.331	1:44.702	37	1.433	1:44.539	37	1.753	1:44.891	37	1.462	1:44.818	37	1.971	1:45.462
99	1.806	1:44.313	99	1.822	1:44.453	99	2.492	1:45.241	99	2.912	1:45.529	6	4.495	1:45.724
6	2.643	1:44.388	6	2.914	1:44.708	6	3.515	1:45.172	6	3.724	1:45.318	13	4.976	1:45.396
13	3.072	1:44.396	13	3.453	1:44.818	13	3.948	1:45.066	13	4.533	1:45.694	33	7.528	1:45.104
33	4.322	1:44.413	33	6.485	1:46.600	33	7.131	1:45.217	33	7.377	1:45.355	27	8.011	1:45.354
27	4.621	1:44.396	98	7.242	1:45.370	27	7.590	1:44.899	27	7.610	1:45.129	98	8.294	1:45.089
98	6.309	1:44.655	27	7.262	1:47.078	98	8.057	1:45.386	98	8.158	1:45.210	99	12.428	1:54.469 P
41	10.536	1:46.768	41	12.756	1:46.657	97	14.523	1:46.147	97	14.586	1:45.172	97	15.005	1:45.372
97	10.785	1:46.579	97	12.947	1:46.599	41	15.260	1:47.075	41	16.292	1:46.141	41	18.098	1:46.759
14	11.489	1:47.411	47	15.796	1:48.447	22	17.309	1:45.020	22	17.125	1:44.925	22	18.313	1:46.141
47	11.786	1:45.355	22	16.860	1:45.180	47	18.529	1:47.304	47	19.155	1:45.735	47	21.155	1:46.953
22	16.117	1:45.156	66	23.836	1:46.277	66	24.363	1:45.098	66	26.553	1:47.299	66	26.923	1:45.323
66	21.996	1:46.048	14	25.145	1:58.093	14	25.968	1:45.394	14	27.247	1:46.388	14	28.175	1:45.881
7	23.439	1:46.945	7	25.830	1:46.828	7	27.265	1:46.006	7	28.228	1:46.072	17	33.656	1:47.030
17	23.929	1:46.796	9	26.767	1:46.419	9	29.267	1:47.071	17	31.579	1:45.683	9	35.160	1:48.374
9	24.785	1:49.041	17	29.258	1:49.766	17	31.005	1:46.318	9	31.739	1:47.581	7	35.518	1:52.243
3	29.784	1:47.631	3	33.580	1:48.233	50	36.405	1:46.801	50	38.103	1:46.807	50	39.868	1:46.718
21	29.858	1:47.413	50	34.175	1:47.053	3	37.204	1:48.195	3	39.449	1:47.354	3	42.400	1:47.904
50	31.559	1:46.532	21	34.526	1:49.105	21	37.520	1:47.565	21	39.885	1:47.474	21	44.576	1:49.644
88	34.041	1:49.900	88	38.726	1:49.122	88	42.992	1:48.837	88	46.480	1:48.597	31	48.996	1:46.404
51	34.271	1:48.441	51	39.005	1:49.171	51	43.355	1:48.921	31	47.545	1:48.516	88	50.301	1:48.774
44	35.078	1:49.518	44	39.563	1:48.922	31	44.138	1:47.444	51	48.201	1:49.955	51	50.610	1:47.362
12	35.437	1:48.864	12	40.492	1:49.492	44	45.022	1:50.030	44	48.767	1:48.854	44	51.485	1:47.671
31	39.525	1:46.897	31	41.265	1:46.177	55	1:01.946	1:46.750	55	1:03.601	1:46.764	55	1:06.115	1:47.467
55	57.851	1:47.278	55	59.767	1:46.353	12	1:12.278	2:16.357 P	36	1:21.782	1:50.991	36	1:28.776	1:51.947
36	1:01.308	1:52.598	36	1:08.413	1:51.542	36	1:15.900	1:52.058						

Weather / Track : Bright / Dry

Miltek Sport Volkswagen Racing Cup

RACE 1 - ROUND 13 - LAP CHART

LAP 11			LAP 12		
NO	BEHIND	LAP TIME	NO	BEHIND	LAP TIME
8		1:45.264	8		1:45.080
37	1.664	1:44.957	37	1.557	1:44.973
6	4.875	1:45.644	6	5.815	1:46.020
13	5.316	1:45.604	13	6.202	1:45.966
33	7.728	1:45.464	33	7.840	1:45.192
27	7.960	1:45.213	27	8.056	1:45.176
98	8.871	1:45.841	98	9.038	1:45.247
97	14.835	1:45.094	97	15.098	1:45.343
22	21.108	1:48.059	22	21.831	1:45.803
47	22.014	1:46.123	47	23.299	1:46.365
41	22.424	1:49.590	41	23.910	1:46.566
66	26.576	1:44.917	66	26.541	1:45.045
14	28.519	1:45.608	14	29.762	1:46.323
17	34.377	1:45.985	17	36.667	1:47.370
9	37.833	1:47.937	9	40.789	1:48.036
7	38.351	1:48.097	7	41.200	1:47.929
50	41.211	1:46.607	50	42.719	1:46.588
3	44.493	1:47.357	3	47.270	1:47.857
21	47.130	1:47.818	21	49.724	1:47.674
31	50.303	1:46.571	31	51.839	1:46.616
88	54.149	1:49.112	44	1:00.131	1:50.477
44	54.734	1:48.513	51	1:00.758	1:50.529
51	55.309	1:49.963	88	1:05.924	1:56.855
55	1:07.307	1:46.456	55	1:09.223	1:46.996
36	1:35.137	1:51.625	36	1:42.179	1:52.122

Weather / Track : Bright / Dry

Results can be found at www.tsl-timing.com

Page 3 of 3

Donington Park GP
 Circuit Length = 2.4873 miles
 Start: 10:16 Flag 10:37 End: 10:39

Printed - 10:40 Sunday, 14 September 2014

Miltek Sport Volkswagen Racing Cup

RACE 1 - ROUND 13 - BEST SPEEDS

POS	SECTOR 1			SECTOR 2			FINISH LINE		
	NO	NAME	MPH	NO	NAME	MPH	NO	NAME	MPH
1	6	David SUTTON	121.5	31	Paul DEHADRAY	118.3	31	Paul DEHADRAY	84.4
2	41	Sam MORGAN	119.6	4	Stewart LINES	117.1	8	Aaron MASON	84.0
3	17	Tim SNAYLAM	118.5	6	David SUTTON	117.1	37	James GREENWAY	83.7
4	27	Stefan DI RESTA	118.5	17	Tim SNAYLAM	117.1	4	Stewart LINES	83.6
5	99	Jack WALKER-TULLY	118.5	99	Jack WALKER-TULLY	116.9	97	Richard WALKER	83.6
6	8	Aaron MASON	117.5	97	Richard WALKER	116.7	17	Tim SNAYLAM	82.7
7	14	Josh CAYGILL	117.3	9	David FAIRBROTHER	115.9	41	Sam MORGAN	82.6
8	33	Lucas ORROCK	117.3	41	Sam MORGAN	115.9	44	Robin RILEY	82.6
9	37	James GREENWAY	117.1	51	Simon ANDREWS	115.7	22	Howard FULLER	82.5
10	47	Tom BARLEY	117.1	8	Aaron MASON	115.5	6	David SUTTON	82.4
11	22	Howard FULLER	116.5	22	Howard FULLER	115.5	14	Josh CAYGILL	82.3
12	9	David FAIRBROTHER	116.3	27	Stefan DI RESTA	115.5	55	Simon DEATON	82.3
13	13	Joe FULBROOK	116.3	55	Simon DEATON	115.5	12	Simon RUDD	82.2
14	66	James WALKER	116.3	98	Robert BARRABLE	115.5	21	Andy WILLMOTT	82.2
15	4	Stewart LINES	116.1	13	Joe FULBROOK	115.3	27	Stefan DI RESTA	82.0
16	98	Robert BARRABLE	115.9	14	Josh CAYGILL	115.3	51	Simon ANDREWS	82.0
17	7	Joe MCMILLAN	115.5	33	Lucas ORROCK	115.3	33	Lucas ORROCK	81.9
18	50	Darelle WILSON	114.5	37	James GREENWAY	115.3	98	Robert BARRABLE	81.9
19	88	James PILE	113.3	3	Cameron THOMPSON	115.1	13	Joe FULBROOK	81.8
20	97	Richard WALKER	112.9	50	Darelle WILSON	114.9	99	Jack WALKER-TULLY	81.8
21	3	Cameron THOMPSON	112.4	44	Robin RILEY	114.5	9	David FAIRBROTHER	81.7
22	55	Simon DEATON	112.2	12	Simon RUDD	113.7	47	Tom BARLEY	81.6
23	44	Robin RILEY	110.7	7	Joe MCMILLAN	113.5	50	Darelle WILSON	81.2
24	21	Andy WILLMOTT	110.7	21	Andy WILLMOTT	113.5	3	Cameron THOMPSON	81.1
25	12	Simon RUDD	110.3	66	James WALKER	113.1	66	James WALKER	81.1
26	31	Paul DEHADRAY	109.6	47	Tom BARLEY	112.9	36	Paul INGLIS	80.7
27	51	Simon ANDREWS	108.0	88	James PILE	112.4	7	Joe MCMILLAN	80.5
28	36	Paul INGLIS	105.3	36	Paul INGLIS	112.4	88	James PILE	79.3
29									
30									

Weather / Track : Bright / Dry

Results can be found at www.tsl-timing.com

Donington Park GP

Circuit Length = 2.4873 miles

Start: 10:16 Flag 10:37 End: 10:39

Printed - 10:40 Sunday, 14 September 2014

Miltek Sport Volkswagen Racing Cup

RACE 1 - ROUND 13 - BEST SECTORS

SECTOR 1			SECTOR 2			SECTOR 3			IDEAL / BEST COMPARISON						
POS	NO	NAME	TIME	NO	NAME	TIME	NO	NAME	TIME	POS	NO	NAME	IDEAL	BEST	DIFF
1	4	LINES	22.920	99	WALKER-TULLY	40.750	37	GREENWAY	40.005				PERFECT LAP	1:43.675	
2	6	SUTTON	23.029	33	ORROCK	40.898	66	WALKER	40.012	1	99	WALKER-TULLY	1:44.056	1:44.197	0.141
3	8	MASON	23.089	8	MASON	40.935	13	FULBROOK	40.015	2	13	FULBROOK	1:44.148	1:44.396	0.248
4	41	MORGAN	23.102	14	CAYGILL	40.942	27	DI RESTA	40.080	3	8	MASON	1:44.153	1:44.339	0.186
5	99	WALKER-TULLY	23.109	27	DI RESTA	40.942	22	FULLER	40.093	4	6	SUTTON	1:44.180	1:44.388	0.208
6	97	WALKER	23.137	98	BARRABLE	40.968	8	MASON	40.129	5	27	DI RESTA	1:44.252	1:44.396	0.144
7	37	GREENWAY	23.144	13	FULBROOK	40.973	6	SUTTON	40.171	6	37	GREENWAY	1:44.296	1:44.514	0.218
8	13	FULBROOK	23.160	6	SUTTON	40.980	98	BARRABLE	40.186	7	33	ORROCK	1:44.319	1:44.413	0.094
9	27	DI RESTA	23.230	47	BARLEY	41.081	33	ORROCK	40.190	8	98	BARRABLE	1:44.470	1:44.571	0.101
10	33	ORROCK	23.231	4	LINES	41.104	99	WALKER-TULLY	40.197	9	14	CAYGILL	1:44.518	1:44.988	0.470
11	22	FULLER	23.279	37	GREENWAY	41.147	14	CAYGILL	40.258	10	22	FULLER	1:44.532	1:44.925	0.393
12	98	BARRABLE	23.316	22	FULLER	41.160	97	WALKER	40.280	11	4	LINES	1:44.646	1:44.771	0.125
13	14	CAYGILL	23.318	66	WALKER	41.201	31	DEHADRAY	40.534	12	66	WALKER	1:44.684	1:44.917	0.233
14	50	WILSON	23.354	17	SNAYLAM	41.224	47	BARLEY	40.534	13	97	WALKER	1:44.779	1:45.094	0.315
15	47	BARLEY	23.377	55	DEATON	41.237	4	LINES	40.622	14	47	BARLEY	1:44.992	1:45.258	0.266
16	17	SNAYLAM	23.424	41	MORGAN	41.255	17	SNAYLAM	40.685	15	41	MORGAN	1:45.136	1:45.684	0.548
17	55	DEATON	23.444	50	WILSON	41.286	7	MCMILLAN	40.754	16	17	SNAYLAM	1:45.333	1:45.683	0.350
18	31	DEHADRAY	23.467	97	WALKER	41.362	41	MORGAN	40.779	17	31	DEHADRAY	1:45.497	1:45.779	0.282
19	66	WALKER	23.471	31	DEHADRAY	41.496	55	DEATON	40.945	18	55	DEATON	1:45.626	1:45.715	0.089
20	7	MCMILLAN	23.510	7	MCMILLAN	41.517	9	FAIRBROTHER	41.035	19	7	MCMILLAN	1:45.781	1:46.006	0.225
21	9	FAIRBROTHER	23.519	9	FAIRBROTHER	41.627	50	WILSON	41.230	20	50	WILSON	1:45.870	1:46.532	0.662
22	3	THOMPSON	23.626	44	RILEY	41.953	51	ANDREWS	41.232	21	9	FAIRBROTHER	1:46.181	1:46.419	0.238
23	51	ANDREWS	23.715	21	WILLMOTT	41.993	21	WILLMOTT	41.242	22	3	THOMPSON	1:47.045	1:47.354	0.309
24	44	RILEY	23.770	3	THOMPSON	42.016	44	RILEY	41.367	23	21	WILLMOTT	1:47.049	1:47.413	0.364
25	21	WILLMOTT	23.814	12	RUDD	42.220	3	THOMPSON	41.403	24	44	RILEY	1:47.090	1:47.671	0.581
26	88	PILE	23.933	88	PILE	42.316	88	PILE	41.531	25	51	ANDREWS	1:47.362	1:47.362	0.000
27	12	RUDD	23.986	51	ANDREWS	42.415	12	RUDD	41.542	26	12	RUDD	1:47.748	1:47.849	0.101
28	36	INGLIS	24.428	36	INGLIS	43.692	36	INGLIS	42.661	27	88	PILE	1:47.780	1:48.597	0.817
29										28	36	INGLIS	1:50.781	1:50.991	0.210
30															

Weather / Track : Bright / Dry

Results can be found at www.tsl-timing.com

Donington Park GP

Circuit Length = 2.4873 miles

Start: 10:16 Flag 10:37 End: 10:39

Printed - 10:40 Sunday, 14 September 2014

Miltek Sport Volkswagen Racing Cup

RACE 1 - ROUND 13 - POSITION CHART

No	Name	Lap												
		Pos	1	2	3	4	5	6	7	8	9	10	11	12
8	MASON	1	6	6	8	8	8	8	8	8	8	8	8	8
6	SUTTON	2	8	8	37	37	37	37	37	37	37	37	37	37
99	WALKER-TULLY	3	99	37	6	99	99	99	99	99	99	6	6	6
13	FULBROOK	4	37	99	99	6	6	6	6	6	6	13	13	13
37	GREENWAY	5	13	13	13	13	13	13	13	13	13	33	33	33
4	LINES	6	41	27	27	27	33	33	33	33	33	27	27	27
27	DI RESTA	7	14	33	33	33	27	27	98	27	27	98	98	98
14	CAYGILL	8	27	41	4	4	98	98	27	98	98	99	97	97
33	ORROCK	9	33	4	41	98	41	41	41	97	97	97	22	22
41	MORGAN	10	4	98	98	41	14	97	97	41	41	41	47	47
31	DEHADRAY	11	98	14	14	14	97	14	47	22	22	22	41	41
97	WALKER	12	97	97	97	97	47	47	22	47	47	47	66	66
17	SNAYLAM	13	47	47	47	47	22	22	66	66	66	66	14	14
7	MCMILLAN	14	9	22	22	22	9	66	14	14	14	14	17	17
98	BARRABLE	15	88	7	9	9	66	7	7	7	7	17	9	9
47	BARLEY	16	22	9	7	66	7	17	9	9	17	9	7	7
9	FAIRBROTHER	17	7	3	66	7	17	9	17	17	9	7	50	50
55	DEATON	18	3	66	17	17	3	3	3	50	50	50	3	3
44	RILEY	19	66	88	3	3	21	21	50	3	3	3	21	21
22	FULLER	20	21	21	88	21	88	50	21	21	21	21	31	31
3	THOMPSON	21	51	17	21	88	50	88	88	88	88	31	88	44
88	PILE	22	44	44	44	44	44	51	51	51	31	88	44	51
51	ANDREWS	23	17	51	51	51	51	44	44	31	51	51	51	88
12	RUDD	24	12	12	12	12	12	12	12	44	44	44	55	55
20	EWING	25	36	50	50	50	31	31	31	55	55	55	36	36
23	GALLAGHER	26	50	36	31	31	36	55	55	12	36	36		
50	WILSON	27	31	31	36	36	55	36	36	36				
66	WALKER	28	55	55	55	55								
36	INGLIS	29												
21	WILLMOTT	30												

Weather / Track : Bright / Dry

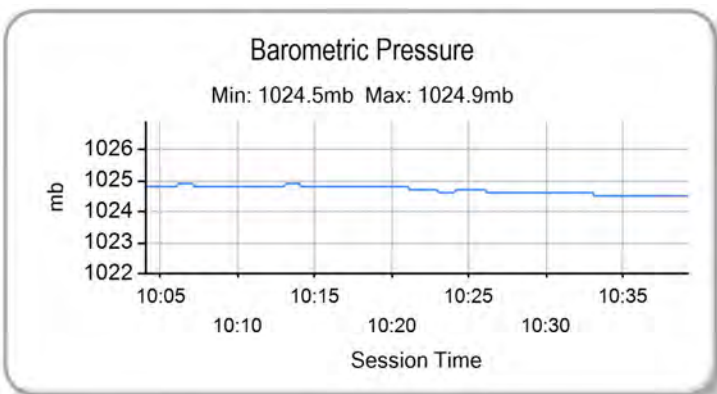
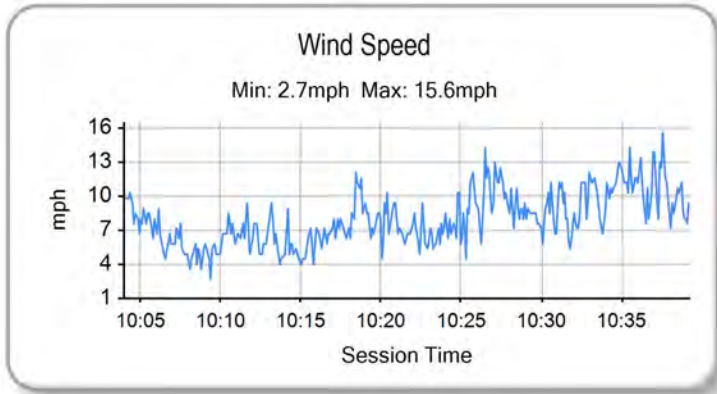
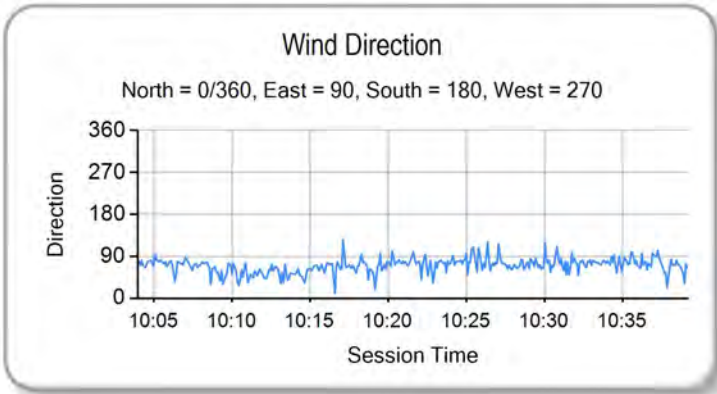
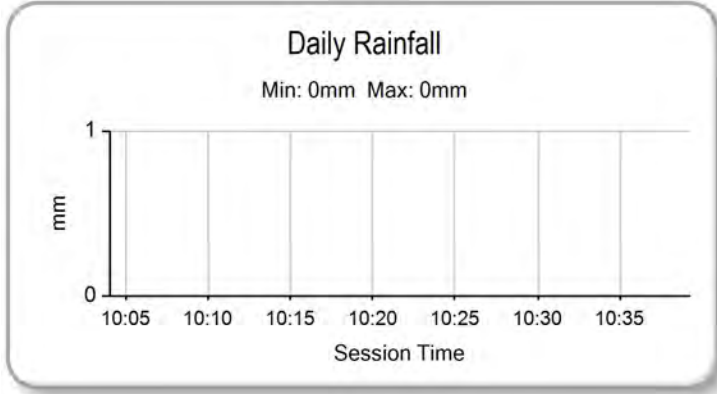
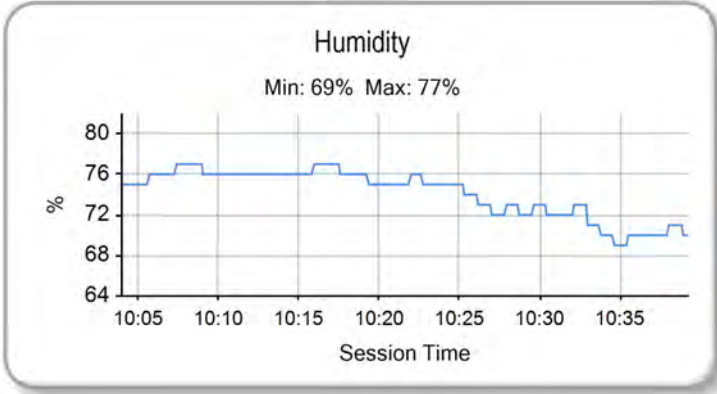
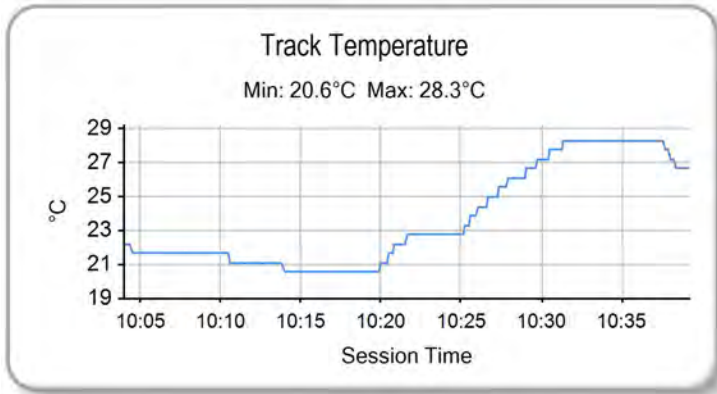
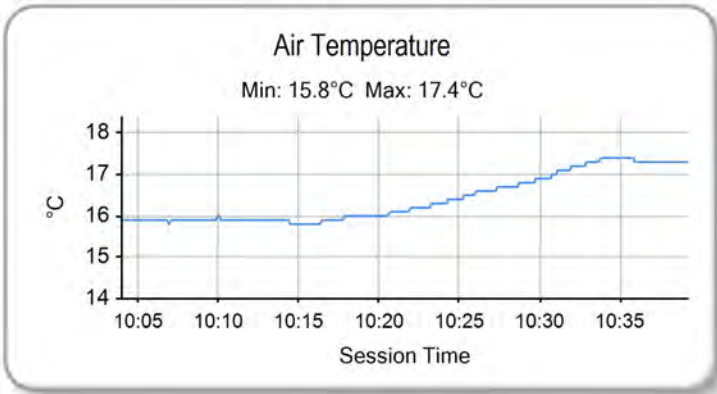
Results can be found at www.tsl-timing.com

Donington Park GP
 Circuit Length = 2.4873 miles
 Start: 10:16 Flag 10:37 End: 10:39

Printed - 10:41 Sunday, 14 September 2014

Miltek Sport Volkswagen Racing Cup

RACE 1 - ROUND 13 - WEATHER CONDITIONS




Weather / Track : Bright / Dry

Results can be found at www.tsl-timing.com

Donington Park GP
 Circuit Length = 2.4873 miles
 Start: 10:16 Flag 10:37 End: 10:39

Printed - 10:42 Sunday, 14 September 2014

Miltek Sport Volkswagen Racing Cup RACE 2 - ROUND 14 - GRID

ROW 15	29	20 Graham EWING	30	23 Kieran GALLAGHER	
ROW 14		27	12 Simon RUDD	28	4 Stewart LINES
ROW 13	25	36 Paul INGLIS	26	99 Jack WALKER-TULLY	
ROW 12		23	88 James PILE	24	55 Simon DEATON
ROW 11	21	44 Robin RILEY	22	51 Simon ANDREWS	
ROW 10		19	21 Andy WILLMOTT	20	31 Paul DEHADRAY
ROW 9	17	50 Darelle WILSON	18	3 Cameron THOMPSON	
ROW 8		15	9 David FAIRBROTHER	16	7 Joe MCMILLAN
ROW 7	13	14 Josh CAYGILL	14	17 Tim SNAYLAM	
ROW 6		11	41 Sam MORGAN	12	66 James WALKER
ROW 5	9	22 Howard FULLER	10	47 Tom BARLEY	
ROW 4		7	98 Robert BARRABLE	8	97 Richard WALKER
ROW 3	5	37 James GREENWAY	6	8 Aaron MASON	
ROW 2		3	13 Joe FULBROOK	4	6 David SUTTON
ROW 1	1	27 Stefan DI RESTA	2	33 Lucas ORROCK	
Pole					
					

Donington Park GP
Circuit Length = 2.4873 miles

These results are provisional until the conclusion of any judicial and technical matters.

Clerk Of Course :	Timekeeper :
-------------------	--------------

Miltek Sport Volkswagen Racing Cup

RACE 2 - ROUND 14 - CLASSIFICATION - AMENDED 2

POS	NO	NAME	ENTRY	LAPS	TIME	GAP	DIFF	MPH	BEST	ON
1	98 *	Robert BARRABLE	Golf GTI - THM Racing	11	19:22.495			84.73	1:44.539	2
2	33	Lucas ORROCK	Scirocco - KPM Racing	11	19:23.227	0.732	0.732	84.67	1:44.808	9
3	13	Joe FULBROOK	Golf GTI - AWM Warranty Direct	11	19:27.283	4.788	4.056	84.38	1:45.078	5
4	99	Jack WALKER-TULLY	Scirocco - Cooke & Mason	11	19:29.880	7.385	2.597	84.19	1:43.906	6
5	22	Howard FULLER	Golf GTI - Team Hard	11	19:30.627	8.132	0.747	84.14	1:44.863	5
6	37	James GREENWAY	Scirocco - AWM Warranty Direct	11	19:32.649	10.154	2.022	83.99	1:45.230	2
7	66	James WALKER	Scirocco - Milltek Sport	11	19:34.281	11.786	1.632	83.88	1:44.705	8
8	27	Stefan DI RESTA	Scirocco - JWB Motorsport	11	19:35.205	12.710	0.924	83.81	1:44.517	8
9	8	Aaron MASON	Scirocco - AWM Warranty Direct	11	19:36.633	14.138	1.428	83.71	1:45.144	9
10	6 *	David SUTTON	Scirocco - Slidesports	11	19:36.929	14.434	0.296	83.69	1:44.812	3
11	50	Darelle WILSON	Golf GTI diesel - TBC	11	19:41.461	18.966	4.532	83.37	1:45.816	2
12	17	Tim SNAYLAM	Scirocco - AWM Warranty Direct	11	19:41.809	19.314	0.348	83.34	1:45.460	6
13	4	Stewart LINES	Golf GTI - Maximum Motorsport	11	19:44.748	22.253	2.939	83.13	1:45.753	5
14	7	Joe MCMILLAN	Scirocco - Cobra Engineering	11	19:53.728	31.233	8.980	82.51	1:46.755	6
15	23	Kieran GALLAGHER	Golf GTI - Team Hard	11	19:53.946	31.451	0.218	82.49	1:46.245	6
16	31	Paul DEHADRAY	Scirocco - JWB Motorsport	11	19:58.255	35.760	4.309	82.20	1:46.624	9
17	55	Simon DEATON	Golf GTI - Maximum Motorsport	11	19:58.279	35.784	0.024	82.20	1:46.421	9
18	47	Tom BARLEY	Golf GTI - Team Hard	11	20:04.262	41.767	5.983	81.79	1:46.964	11
19	12	Simon RUDD	Golf GTI - RCIB Insurance Racing	11	20:04.908	42.413	0.646	81.74	1:46.877	11
20	44	Robin RILEY	Scirocco - AWM Warranty Direct	11	20:11.808	49.313	6.900	81.28	1:47.943	4
21	3	Cameron THOMPSON	Scirocco - Maximum Motorsport	11	20:14.140	51.645	2.332	81.12	1:47.935	5
22	36	Paul INGLIS	Golf GTI - Team Hard	10	19:49.375	1 Lap	1 Lap	75.28	1:52.437	7

NOT CLASSIFIED

DNF	14	Josh CAYGILL	Scirocco - AWM Warranty Direct	9	15:58.706	2 Laps	1 Lap	84.06	1:44.944	4
DNF	41	Sam MORGAN	Golf GTI - KPM Racing	9	16:00.540	2 Laps	1.834	83.90	1:45.119	5
DNF	20	Graham EWING	Golf GTI - Team Hard	9	18:32.393	2 Laps	2:31.853	72.44	1:52.692	2
DNF	88	James PILE	Golf GTI - Slidesports	8	14:44.362	3 Laps	1 Lap	81.00	1:48.773	5
DNF	51	Simon ANDREWS	Golf GTI - AWM Warranty Direct	3	6:02.748	8 Laps	5 Laps	74.05	1:48.279	2
DNF	9	David FAIRBROTHER	Scirocco - Slidesports	0						
DNF	21	Andy WILLMOTT	Scirocco - JWB Motorsport	0						
DNF	97	Richard WALKER	Golf - Cooke & Mason	0						

FASTEST LAP

99	Jack WALKER-TULLY	Scirocco - Cooke & Mason	6	1:43.906	86.17 mph	138.69 kph
----	-------------------	--------------------------	---	----------	-----------	------------

* Car 98 - Following a Stewards Hearing, 3 Second penalty rescinded.

* Car 6 - 13 Second penalty, C1.1.5 Driving in a manner incompatible with general safety.

Weather / Track : Bright / Dry

These results are provisional until the conclusion of any judicial and technical matters.

Donington Park GP

Circuit Length = 2.4873 miles

Start: 17:07 Flag 17:26 End: 17:27

Clerk Of Course :	Timekeeper :
-------------------	--------------

Miltek Sport Volkswagen Racing Cup

RACE 2 - ROUND 14 - SECTOR ANALYSIS

SECTOR 1 = FL to I1, SECTOR 2 = I1 to I2, SECTOR 3 = I2 to FL, DIFF = Difference To Personal Best Lap

P1		98		Robert BARRABLE		Golf GTI - THM Racing				
LAP	SECTOR 1		SECTOR 2		SECTOR 3		LAP TIME	MPH	DIFF	TIME OF DAY
1 -		109.8	42.074	111.8	40.473	81.4	1:52.163	79.83	7.624	17:08:58.764
2 -	23.396	114.9	41.034	112.5	40.109	81.4	1:44.539 (1)	85.65		17:10:43.303
3 -	23.178	115.3	41.523	112.0	40.414	80.6	1:45.115	85.18	0.576	17:12:28.418
4 -	23.218	115.9	41.365	110.3	40.239	80.7	1:44.822 (3)	85.42	0.283	17:14:13.240
5 -	23.404	114.1	41.197	110.5	40.240	81.0	1:44.841	85.40	0.302	17:15:58.081
6 -	23.398	113.9	41.155	111.1	40.025	81.0	1:44.578 (2)	85.62	0.039	17:17:42.659
7 -	23.251	114.1	41.054	112.2	40.839	81.2	1:45.144	85.16	0.605	17:19:27.803
8 -	23.446	113.7	41.154	112.0	40.487	81.0	1:45.087	85.20	0.548	17:21:12.890
9 -	23.453	113.5	41.192	110.3	40.318	80.6	1:44.963	85.31	0.424	17:22:57.853
10 -	23.491	113.1	41.410	111.4	40.671	81.4	1:45.572	84.81	1.033	17:24:43.425
11 -	23.276	114.1	41.798	113.9	40.597	80.4	1:45.671	84.73	1.132	17:26:29.096

P2		33		Lucas ORROCK		Scirocco - KPM Racing				
LAP	SECTOR 1		SECTOR 2		SECTOR 3		LAP TIME	MPH	DIFF	TIME OF DAY
1 -		112.4	41.495	115.3	40.581	81.0	1:49.765	81.57	4.957	17:08:56.366
2 -	23.649	113.7	41.068	114.7	40.438	81.6	1:45.155	85.15	0.347	17:10:41.521
3 -	23.397	116.7	41.048	114.9	40.366	80.2	1:44.811 (2)	85.43	0.003	17:12:26.332
4 -	23.532	115.7	41.233	114.3	40.642	81.7	1:45.407	84.95	0.599	17:14:11.739
5 -	23.449	116.1	41.201	113.9	40.272	80.3	1:44.922 (3)	85.34	0.114	17:15:56.661
6 -	23.460	116.1	41.290	113.3	40.553	81.6	1:45.303	85.03	0.495	17:17:41.964
7 -	23.515	114.9	41.255	113.7	40.590	81.0	1:45.360	84.98	0.552	17:19:27.324
8 -	23.660	115.3	41.090	113.7	40.433	81.2	1:45.183	85.13	0.375	17:21:12.507
9 -	23.465	116.1	41.081	113.7	40.262	81.9	1:44.808 (1)	85.43		17:22:57.315
10 -	23.563	115.7	41.534	114.1	40.708	81.9	1:45.805	84.63	0.997	17:24:43.120
11 -	23.315	116.3	41.837	114.5	41.556	80.1	1:46.708	83.91	1.900	17:26:29.828

P3		6		David SUTTON		Scirocco - Slidesports				
LAP	SECTOR 1		SECTOR 2		SECTOR 3		LAP TIME	MPH	DIFF	TIME OF DAY
1 -		114.9	41.544	115.9	40.428	81.6	1:49.388	81.85	4.576	17:08:55.989
2 -	23.336	114.1	41.462	116.1	40.320	81.6	1:45.118	85.18	0.306	17:10:41.107
3 -	23.300	116.9	41.314	115.7	40.198	80.7	1:44.812 (1)	85.43		17:12:25.919
4 -	23.220	117.7	41.513	115.9	40.485	81.3	1:45.218	85.10	0.406	17:14:11.137
5 -	23.232	118.9	41.258	116.1	40.354	81.3	1:44.844 (2)	85.40	0.032	17:15:55.981
6 -	23.186	118.5	41.396	115.3	40.401	81.3	1:44.983 (3)	85.29	0.171	17:17:40.964
7 -	23.191	117.9	41.496	115.3	40.473	81.7	1:45.160	85.15	0.348	17:19:26.124
8 -	23.384	116.9	41.711	115.1	40.290	81.3	1:45.385	84.96	0.573	17:21:11.509
9 -	23.319	116.7	41.494	115.3	40.283	81.6	1:45.096	85.20	0.284	17:22:56.605
10 -	23.360	118.3	41.792	115.7	41.081	81.1	1:46.233	84.29	1.421	17:24:42.838
11 -	23.251	118.5	41.972	115.5	42.469	81.0	1:47.692	83.14	2.880	17:26:30.530

P4		13		Joe FULBROOK		Golf GTI - AWM Warranty Direct				
LAP	SECTOR 1		SECTOR 2		SECTOR 3		LAP TIME	MPH	DIFF	TIME OF DAY
1 -		112.2	41.581	113.9	40.557	79.2	1:50.327	81.16	5.249	17:08:56.928
2 -	23.528	112.7	41.584	111.6	40.928	79.6	1:46.040	84.44	0.962	17:10:42.968
3 -	23.371	110.3	42.387	113.3	40.242	79.6	1:46.000	84.47	0.922	17:12:28.968
4 -	23.251	114.7	41.291	115.1	40.538	79.4	1:45.080 (2)	85.21	0.002	17:14:14.048
5 -	23.335	113.3	41.363	115.1	40.380	79.3	1:45.078 (1)	85.21		17:15:59.126
6 -	23.407	114.3	41.400	113.7	40.443	79.5	1:45.250	85.07	0.172	17:17:44.376
7 -	23.396	114.5	41.421	112.5	40.338	79.8	1:45.155 (3)	85.15	0.077	17:19:29.531
8 -	23.489	114.9	41.895	112.5	40.381	80.0	1:45.765	84.66	0.687	17:21:15.296
9 -	23.423	114.9	41.660	113.3	40.524	80.4	1:45.607	84.79	0.529	17:23:00.903
10 -	23.715	107.8	42.170	113.1	40.740	79.5	1:46.625	83.98	1.547	17:24:47.528
11 -	23.529	113.7	42.015	112.7	40.812	79.8	1:46.356	84.19	1.278	17:26:33.884

P5		99		Jack WALKER-TULLY		Scirocco - Cooke & Mason				
LAP	SECTOR 1		SECTOR 2		SECTOR 3		LAP TIME	MPH	DIFF	TIME OF DAY
1 -		98.9	43.373	116.9	41.144	82.0	1:56.664	76.75	12.758	17:09:03.265
2 -	23.353	118.5	41.083	117.9	41.097	81.2	1:45.533	84.84	1.627	17:10:48.798

Weather / Track : Bright / Dry

Donington Park GP
Circuit Length = 2.4873 miles
Start: 17:07 Flag 17:26 End: 17:27

Miltek Sport Volkswagen Racing Cup

RACE 2 - ROUND 14 - SECTOR ANALYSIS

SECTOR 1 = FL to I1, SECTOR 2 = I1 to I2, SECTOR 3 = I2 to FL, DIFF = Difference To Personal Best Lap

3 -	23.014	119.1	40.891	116.5	41.702	81.3	1:45.607	84.79	1.701	17:12:34.405
4 -	23.437	114.7	41.347	114.7	41.626	79.7	1:46.410	84.15	2.504	17:14:20.815
5 -	23.503	115.3	41.191	116.9	40.552	82.5	1:45.246	85.08	1.340	17:16:06.061
6 -	23.090	118.5	40.575	116.3	40.241	81.9	1:43.906 (1)	86.17		17:17:49.967
7 -	22.973	119.4	41.022	115.1	40.742	81.2	1:44.737 (2)	85.49	0.831	17:19:34.704
8 -	23.224	116.7	41.512	114.3	40.553	81.3	1:45.289	85.04	1.383	17:21:19.993
9 -	23.054	118.1	40.886	115.9	40.856	81.7	1:44.796 (3)	85.44	0.890	17:23:04.789
10 -	23.953	112.5	41.532	114.1	40.522	81.2	1:46.007	84.47	2.101	17:24:50.796
11 -	23.976	115.3	41.286	113.7	40.423	81.0	1:45.685	84.72	1.779	17:26:36.481

P6	22	Howard FULLER				Golf GTI - Team Hard				
LAP	SECTOR 1		SECTOR 2		SECTOR 3		LAP TIME	MPH	DIFF	TIME OF DAY
1 -		108.2	43.621	115.7	40.417	81.4	1:53.300	79.03	8.437	17:08:59.901
2 -	23.522	113.3	41.450	113.9	40.150	81.7	1:45.122	85.18	0.259	17:10:45.023
3 -	23.378	117.1	41.473	114.5	40.207	81.8	1:45.058 (3)	85.23	0.195	17:12:30.081
4 -	23.357	114.3	41.100	113.5	40.499	81.2	1:44.956 (2)	85.31	0.093	17:14:15.037
5 -	23.308	114.3	41.163	113.3	40.392	81.8	1:44.863 (1)	85.39		17:15:59.900
6 -	23.335	114.3	41.784	110.9	40.757	80.8	1:45.876	84.57	1.013	17:17:45.776
7 -	23.270	115.9	41.634	112.5	40.742	81.1	1:45.646	84.75	0.783	17:19:31.422
8 -	23.521	115.9	42.965	110.1	40.676	81.0	1:47.162	83.55	2.299	17:21:18.584
9 -	23.359	116.7	41.534	112.0	41.860	80.3	1:46.753	83.88	1.890	17:23:05.337
10 -	23.838	110.1	41.742	112.5	40.792	82.1	1:46.372	84.18	1.509	17:24:51.709
11 -	23.335	115.5	41.592	112.7	40.592	80.5	1:45.519	84.86	0.656	17:26:37.228

P7	37	James GREENWAY				Scirocco - AWM Warranty Direct				
LAP	SECTOR 1		SECTOR 2		SECTOR 3		LAP TIME	MPH	DIFF	TIME OF DAY
1 -		114.5	42.031	114.1	40.511	82.9	1:50.875	80.76	5.645	17:08:57.476
2 -	23.315	117.1	41.664	113.9	40.251	82.8	1:45.230 (1)	85.09		17:10:42.706
3 -	23.383	116.5	41.742	114.1	40.108	83.4	1:45.233 (2)	85.09	0.003	17:12:27.939
4 -	23.342	116.7	41.662	114.1	40.699	82.9	1:45.703 (3)	84.71	0.473	17:14:13.642
5 -	23.456	116.9	41.401	114.9	40.896	83.3	1:45.753	84.67	0.523	17:15:59.395
6 -	23.454	116.5	41.812	114.1	40.592	82.8	1:45.858	84.58	0.628	17:17:45.253
7 -	23.435	115.7	41.748	114.1	40.683	83.3	1:45.866	84.58	0.636	17:19:31.119
8 -	23.555	114.3	42.463	112.9	40.475	83.1	1:46.493	84.08	1.263	17:21:17.612
9 -	23.452	115.3	42.364	113.1	41.106	83.1	1:46.922	83.74	1.692	17:23:04.534
10 -	23.848	115.1	42.254	114.3	41.464	83.5	1:47.566	83.24	2.336	17:24:52.100
11 -	23.382	116.7	43.112	112.4	40.656	81.2	1:47.150	83.56	1.920	17:26:39.250

P8	66	James WALKER				Scirocco - Milltek Sport				
LAP	SECTOR 1		SECTOR 2		SECTOR 3		LAP TIME	MPH	DIFF	TIME OF DAY
1 -		92.9	43.422	110.7	41.262	79.0	1:55.462	77.55	10.757	17:09:02.063
2 -	23.567	112.7	41.516	112.0	40.751	79.6	1:45.834	84.60	1.129	17:10:47.897
3 -	23.384	111.4	41.231	113.7	41.634	80.2	1:46.249	84.27	1.544	17:12:34.146
4 -	23.904	111.2	41.534	113.5	40.795	79.5	1:46.233	84.29	1.528	17:14:20.379
5 -	24.191	115.9	41.643	112.7	40.518	79.2	1:46.352	84.19	1.647	17:16:06.731
6 -	23.378	114.7	41.372	114.1	40.666	78.3	1:45.416 (3)	84.94	0.711	17:17:52.147
7 -	23.688	114.7	41.706	114.1	40.412	80.5	1:45.806	84.63	1.101	17:19:37.953
8 -	23.376	113.7	40.915	113.9	40.414	80.0	1:44.705 (1)	85.52		17:21:22.658
9 -	23.497	116.7	41.215	112.5	40.304	80.2	1:45.016 (2)	85.26	0.311	17:23:07.674
10 -	23.452	116.3	43.033	112.2	40.578	80.0	1:47.063	83.63	2.358	17:24:54.737
11 -	23.898	95.7	41.960	110.0	40.287	80.3	1:46.145	84.36	1.440	17:26:40.882

P9	27	Stefan DI RESTA				Scirocco - JWB Motorsport				
LAP	SECTOR 1		SECTOR 2		SECTOR 3		LAP TIME	MPH	DIFF	TIME OF DAY
1 -		94.6	44.637	113.1	41.830	78.6	2:00.239	74.47	15.722	17:09:06.840
2 -	23.506	117.5	41.473	112.9	40.869	79.9	1:45.848	84.59	1.331	17:10:52.688
3 -	23.581	117.3	41.484	112.4	40.039	81.2	1:45.104	85.19	0.587	17:12:37.792
4 -	23.402	117.1	41.162	114.3	40.217	81.4	1:44.781	85.45	0.264	17:14:22.573
5 -	23.414	117.3	41.072	112.7	40.051	82.0	1:44.537 (2)	85.65	0.020	17:16:07.110
6 -	23.331	117.7	41.298	114.5	40.411	80.7	1:45.040	85.24	0.523	17:17:52.150
7 -	23.766	116.7	41.492	114.1	40.119	81.6	1:45.377	84.97	0.860	17:19:37.527

Donington Park GP

Circuit Length = 2.4873 miles

Start: 17:07 Flag 17:26 End: 17:27

Weather / Track : Bright / Dry

Miltek Sport Volkswagen Racing Cup

RACE 2 - ROUND 14 - SECTOR ANALYSIS

SECTOR 1 = FL to I1, SECTOR 2 = I1 to I2, SECTOR 3 = I2 to FL, DIFF = Difference To Personal Best Lap

8 -	23.433	115.5	41.134	114.3	39.950	81.0	1:44.517 (1)	85.67		17:21:22.044
9 -	23.344	117.5	40.898	115.1	40.524	81.1	1:44.766 (3)	85.47	0.249	17:23:06.810
10 -	23.459	118.1	43.780	113.9	41.771	81.3	1:49.010	82.14	4.493	17:24:55.820
11 -	23.310	114.3	42.239	113.1	40.437	81.1	1:45.986	84.48	1.469	17:26:41.806

P10		8		Aaron MASON		Scirocco - AWM Warranty Direct				
LAP	SECTOR 1		SECTOR 2		SECTOR 3		LAP TIME	MPH	DIFF	TIME OF DAY
1 -		101.3	43.100	113.1	40.778	83.1	1:53.990	78.55	8.846	17:09:00.591
2 -	23.259	117.7	41.527	114.5	40.913	81.2	1:45.699	84.71	0.555	17:10:46.290
3 -	23.684	115.7	42.073	111.8	40.800	83.0	1:46.557	84.03	1.413	17:12:32.847
4 -	23.562	116.5	41.672	112.9	40.650	82.5	1:45.884	84.56	0.740	17:14:18.731
5 -	23.422	116.5	41.829	113.5	40.445	82.5	1:45.696	84.71	0.552	17:16:04.427
6 -	23.437	115.7	41.502	113.5	40.841	82.7	1:45.780	84.65	0.636	17:17:50.207
7 -	23.362	116.3	41.722	112.0	40.528	83.5	1:45.612 (2)	84.78	0.468	17:19:35.819
8 -	23.301	116.3	41.576	113.9	40.782	82.5	1:45.659 (3)	84.74	0.515	17:21:21.478
9 -	23.203	117.5	41.148	114.7	40.793	82.6	1:45.144 (1)	85.16		17:23:06.622
10 -	23.476	112.7	43.762	113.1	41.128	81.9	1:48.366	82.63	3.222	17:24:54.988
11 -	23.828	98.9	42.804	114.7	41.614	80.3	1:48.246	82.72	3.102	17:26:43.234

P11		50		Darelle WILSON		Golf GTI diesel - TBC				
LAP	SECTOR 1		SECTOR 2		SECTOR 3		LAP TIME	MPH	DIFF	TIME OF DAY
1 -		97.3	43.091	114.5	41.329	80.3	1:55.110	77.79	9.294	17:09:01.711
2 -	23.417	111.2	41.278	114.5	41.121	79.7	1:45.816 (1)	84.62		17:10:47.527
3 -	23.368	111.4	41.260	114.9	41.822	80.5	1:46.450	84.11	0.634	17:12:33.977
4 -	23.600	109.8	41.380	114.7	41.507	80.3	1:46.487	84.08	0.671	17:14:20.464
5 -	23.659	111.1	41.210	113.7	41.098	80.6	1:45.967 (2)	84.50	0.151	17:16:06.431
6 -	23.477	111.4	41.147	113.5	41.537	81.1	1:46.161 (3)	84.34	0.345	17:17:52.592
7 -	23.739	110.7	41.534	114.1	41.080	80.4	1:46.353	84.19	0.537	17:19:38.945
8 -	23.653	108.2	41.488	112.2	41.352	78.7	1:46.493	84.08	0.677	17:21:25.438
9 -	23.932	109.2	41.532	111.4	41.719	79.2	1:47.183	83.54	1.367	17:23:12.621
10 -	23.717	105.1	42.886	112.2	41.501	79.3	1:48.104	82.83	2.288	17:25:00.725
11 -	23.882	108.4	41.884	112.0	41.571	79.9	1:47.337	83.42	1.521	17:26:48.062

P12		17		Tim SNAYLAM		Scirocco - AWM Warranty Direct				
LAP	SECTOR 1		SECTOR 2		SECTOR 3		LAP TIME	MPH	DIFF	TIME OF DAY
1 -		96.9	43.493	108.7	41.843	82.4	1:55.733	77.37	10.273	17:09:02.334
2 -	23.628	112.5	41.637	116.1	42.288	80.9	1:47.553	83.25	2.093	17:10:49.887
3 -	23.616	119.1	41.905	114.1	41.246	81.7	1:46.767	83.86	1.307	17:12:36.654
4 -	23.664	111.2	41.273	116.3	40.696	82.9	1:45.633 (2)	84.76	0.173	17:14:22.287
5 -	24.435	112.4	41.195	115.9	40.950	81.9	1:46.580	84.01	1.120	17:16:08.867
6 -	23.376	112.9	41.483	112.5	40.601	82.9	1:45.460 (1)	84.90		17:17:54.327
7 -	23.414	117.7	41.624	113.5	40.762	83.1	1:45.800 (3)	84.63	0.340	17:19:40.127
8 -	23.480	114.3	42.393	114.7	41.009	81.3	1:46.882	83.77	1.422	17:21:27.009
9 -	23.548	116.5	41.336	114.3	41.229	81.8	1:46.113	84.38	0.653	17:23:13.122
10 -	23.593	111.2	43.193	114.1	41.341	80.7	1:48.127	82.81	2.667	17:25:01.249
11 -	23.639	114.9	42.655	113.5	40.867	82.1	1:47.161	83.56	1.701	17:26:48.410

P13		4		Stewart LINES		Golf GTI - Maximum Motorsport				
LAP	SECTOR 1		SECTOR 2		SECTOR 3		LAP TIME	MPH	DIFF	TIME OF DAY
1 -		87.3	44.992	114.9	41.584	81.4	1:59.115	75.17	13.362	17:09:05.716
2 -	23.937	111.1	42.785	113.7	40.810	82.2	1:47.532	83.27	1.779	17:10:53.248
3 -	23.808	103.7	42.158	114.1	40.884	81.9	1:46.850	83.80	1.097	17:12:40.098
4 -	23.374	110.3	42.518	115.1	41.082	80.7	1:46.974	83.70	1.221	17:14:27.072
5 -	23.410	112.0	41.691	113.3	40.652	80.9	1:45.753 (1)	84.67		17:16:12.825
6 -	23.233	111.6	41.667	114.3	40.877	80.3	1:45.777 (2)	84.65	0.024	17:17:58.602
7 -	23.408	112.4	41.546	115.3	41.034	81.1	1:45.988	84.48	0.235	17:19:44.590
8 -	23.408	110.9	41.926	114.3	41.188	80.6	1:46.522	84.06	0.769	17:21:31.112
9 -	23.273	112.0	41.629	113.3	41.200	80.2	1:46.102	84.39	0.349	17:23:17.214
10 -	23.632	108.0	43.273	112.7	41.448	80.3	1:48.353	82.64	2.600	17:25:05.567
11 -	23.349	110.7	42.029	112.5	40.404	80.1	1:45.782 (3)	84.65	0.029	17:26:51.349

Weather / Track : Bright / Dry

Donington Park GP
Circuit Length = 2.4873 miles
Start: 17:07 Flag 17:26 End: 17:27

Miltek Sport Volkswagen Racing Cup

RACE 2 - ROUND 14 - SECTOR ANALYSIS

SECTOR 1 = FL to I1, SECTOR 2 = I1 to I2, SECTOR 3 = I2 to FL, DIFF = Difference To Personal Best Lap

P14		7		Joe MCMILLAN		Scirocco - Cobra Engineering				
LAP	SECTOR 1		SECTOR 2		SECTOR 3		LAP TIME	MPH	DIFF	TIME OF DAY
1 -		93.2	43.646	111.8	41.651	79.0	1:56.321	76.98	9.566	17:09:02.922
2 -	24.622	109.6	42.806	110.1	41.612	78.2	1:49.040	82.12	2.285	17:10:51.962
3 -	23.974	112.9	42.475	109.8	40.973	79.4	1:47.422	83.35	0.667	17:12:39.384
4 -	23.811	110.9	42.720	111.2	41.809	79.2	1:48.340	82.65	1.585	17:14:27.724
5 -	23.749	111.2	42.035	111.6	41.132	79.5	1:46.916 (2)	83.75	0.161	17:16:14.640
6 -	23.826	111.4	41.953	110.1	40.976	79.8	1:46.755 (1)	83.87		17:18:01.395
7 -	23.717	111.6	42.368	110.9	41.283	78.0	1:47.368 (3)	83.39	0.613	17:19:48.763
8 -	24.282	108.4	42.532	109.2	41.630	79.7	1:48.444	82.57	1.689	17:21:37.207
9 -	23.992	111.6	42.671	111.2	40.738	80.4	1:47.401	83.37	0.646	17:23:24.608
10 -	23.784	107.3	43.232	111.2	40.968	80.3	1:47.984	82.92	1.229	17:25:12.592
11 -	23.623	111.8	42.547	111.8	41.567	79.0	1:47.737	83.11	0.982	17:27:00.329

P15		23		Kieran GALLAGHER		Golf GTI - Team Hard				
LAP	SECTOR 1		SECTOR 2		SECTOR 3		LAP TIME	MPH	DIFF	TIME OF DAY
1 -		90.5	45.537	111.4	42.947	79.0	2:01.439	73.73	15.194	17:09:08.040
2 -	23.979	114.9	41.641	114.3	41.351	80.8	1:46.971	83.70	0.726	17:10:55.011
3 -	23.655	113.7	41.881	111.6	41.936	79.9	1:47.472	83.31	1.227	17:12:42.483
4 -	23.771	112.5	41.514	110.7	41.425	80.0	1:46.710 (3)	83.91	0.465	17:14:29.193
5 -	23.864	115.9	41.425	113.7	41.251	79.9	1:46.540 (2)	84.04	0.295	17:16:15.733
6 -	23.548	112.2	41.635	114.7	41.062	80.5	1:46.245 (1)	84.28		17:18:01.978
7 -	23.403	110.3	42.245	113.9	41.421	82.5	1:47.069	83.63	0.824	17:19:49.047
8 -	24.171	110.0	42.333	112.4	42.309	81.0	1:48.813	82.29	2.568	17:21:37.860
9 -	23.714	116.3	42.692	112.7	40.948	82.1	1:47.354	83.41	1.109	17:23:25.214
10 -	23.666	115.5	42.891	115.3	41.401	80.0	1:47.958	82.94	1.713	17:25:13.172
11 -	23.473	116.5	42.207	112.2	41.695	82.1	1:47.375	83.39	1.130	17:27:00.547

P16		31		Paul DEHADRAY		Scirocco - JWB Motorsport				
LAP	SECTOR 1		SECTOR 2		SECTOR 3		LAP TIME	MPH	DIFF	TIME OF DAY
1 -		89.0	45.509	112.7	44.106	82.3	2:01.876	73.47	15.252	17:09:08.477
2 -	24.493	100.4	42.841	116.5	41.386	82.5	1:48.720	82.36	2.096	17:10:57.197
3 -	24.331	101.0	42.370	117.7	41.713	81.1	1:48.414	82.59	1.790	17:12:45.611
4 -	23.518	105.5	42.635	116.3	41.096	80.6	1:47.249	83.49	0.625	17:14:32.860
5 -	23.585	104.6	42.070	116.5	41.445	81.0	1:47.100	83.60	0.476	17:16:19.960
6 -	23.830	101.0	42.301	116.1	41.378	79.6	1:47.509	83.29	0.885	17:18:07.469
7 -	23.762	102.2	42.233	116.1	41.757	81.3	1:47.752	83.10	1.128	17:19:55.221
8 -	23.627	102.7	41.950	116.1	41.294	80.6	1:46.871 (2)	83.78	0.247	17:21:42.092
9 -	23.516	102.7	41.829	116.5	41.279	81.6	1:46.624 (1)	83.98		17:23:28.716
10 -	23.794	106.0	42.792	115.9	42.651	81.1	1:49.237	81.97	2.613	17:25:17.953
11 -	23.657	105.1	41.917	115.9	41.329	80.7	1:46.903 (3)	83.76	0.279	17:27:04.856

P17		55		Simon DEATON		Golf GTI - Maximum Motorsport				
LAP	SECTOR 1		SECTOR 2		SECTOR 3		LAP TIME	MPH	DIFF	TIME OF DAY
1 -		87.7	45.186	115.7	44.554	78.6	2:02.527	73.08	16.106	17:09:09.128
2 -	24.251	98.5	43.287	114.9	42.281	81.9	1:49.819	81.53	3.398	17:10:58.947
3 -	23.804	110.3	42.273	115.3	41.553	81.3	1:47.630	83.19	1.209	17:12:46.577
4 -	23.476	110.9	42.131	116.1	41.680	80.5	1:47.287	83.46	0.866	17:14:33.864
5 -	23.628	112.0	41.703	115.1	41.324	80.1	1:46.655 (2)	83.95	0.234	17:16:20.519
6 -	23.464	106.5	42.488	116.5	41.436	81.0	1:47.388	83.38	0.967	17:18:07.907
7 -	23.558	100.7	42.234	117.1	41.896	80.4	1:47.688	83.15	1.267	17:19:55.595
8 -	23.588	108.5	42.072	115.9	41.489	81.8	1:47.149	83.57	0.728	17:21:42.744
9 -	23.418	110.5	41.709	116.1	41.294	81.6	1:46.421 (1)	84.14		17:23:29.165
10 -	23.711	104.3	42.776	116.5	42.518	82.0	1:49.005	82.14	2.584	17:25:18.170
11 -	23.631	105.1	42.036	116.5	41.043	82.1	1:46.710 (3)	83.91	0.289	17:27:04.880

P18		47		Tom BARLEY		Golf GTI - Team Hard				
LAP	SECTOR 1		SECTOR 2		SECTOR 3		LAP TIME	MPH	DIFF	TIME OF DAY
1 -		101.5	43.617	109.4	41.903	80.1	2:05.367	71.42	18.403	17:09:11.968
2 -	23.962	116.3	42.718	111.1	41.521	79.1	1:48.201	82.75	1.237	17:11:00.169

Weather / Track : Bright / Dry

Donington Park GP
Circuit Length = 2.4873 miles
Start: 17:07 Flag 17:26 End: 17:27

Miltek Sport Volkswagen Racing Cup

RACE 2 - ROUND 14 - SECTOR ANALYSIS

SECTOR 1 = FL to I1, SECTOR 2 = I1 to I2, SECTOR 3 = I2 to FL, DIFF = Difference To Personal Best Lap

3 -	23.780	109.4	43.377	110.0	41.543	79.4	1:48.700	82.37	1.736	17:12:48.869
4 -	23.855	114.9	42.305	110.5	41.353	79.4	1:47.513 (3)	83.28	0.549	17:14:36.382
5 -	24.570	99.8	43.023	110.0	40.721	80.3	1:48.314	82.67	1.350	17:16:24.696
6 -	23.766	109.8	42.251	109.6	41.980	77.4	1:47.997	82.91	1.033	17:18:12.693
7 -	23.943	111.4	42.250	112.4	42.452	78.2	1:48.645	82.41	1.681	17:20:01.338
8 -	24.097	115.5	42.689	108.5	41.035	79.9	1:47.821	83.04	0.857	17:21:49.159
9 -	23.901	113.1	42.228	109.1	40.917	79.6	1:47.046 (2)	83.65	0.082	17:23:36.205
10 -	23.900	111.1	43.018	110.7	40.776	80.6	1:47.694	83.14	0.730	17:25:23.899
11 -	23.890	112.7	42.399	108.5	40.675	79.7	1:46.964 (1)	83.71		17:27:10.863

P19	12	Simon RUDD		Golf GTI - RCIB Insurance Racing							
LAP	SECTOR 1		SECTOR 2		SECTOR 3		LAP TIME	MPH	DIFF	TIME OF DAY	
1 -		98.9	45.361	112.0	43.383	81.0	2:02.019	73.38	15.142	17:09:08.620	
2 -	24.518	101.6	43.521	110.9	41.779	79.4	1:49.818	81.53	2.941	17:10:58.438	
3 -	24.142	106.3	43.444	112.0	41.401	82.0	1:48.987	82.16	2.110	17:12:47.425	
4 -	24.158	107.7	42.673	112.4	42.147	79.6	1:48.978	82.16	2.101	17:14:36.403	
5 -	24.504	99.7	42.485	112.2	40.840	81.8	1:47.829 (3)	83.04	0.952	17:16:24.232	
6 -	23.927	108.9	41.894	113.5	43.151	79.1	1:48.972	82.17	2.095	17:18:13.204	
7 -	24.152	105.3	42.210	112.2	42.338	81.0	1:48.700	82.37	1.823	17:20:01.904	
8 -	24.507	108.9	42.410	113.7	40.978	81.7	1:47.895	82.99	1.018	17:21:49.799	
9 -	23.920	110.3	41.944	111.6	41.115	82.1	1:46.979 (2)	83.70	0.102	17:23:36.778	
10 -	23.936	106.1	42.630	111.6	41.288	81.7	1:47.854	83.02	0.977	17:25:24.632	
11 -	23.766	108.7	42.121	112.0	40.990	81.7	1:46.877 (1)	83.78		17:27:11.509	

P20	44	Robin RILEY		Scirocco - AWM Warranty Direct							
LAP	SECTOR 1		SECTOR 2		SECTOR 3		LAP TIME	MPH	DIFF	TIME OF DAY	
1 -							2:03.011	72.79	15.068	17:09:09.612	
2 -							1:50.121	81.31	2.178	17:10:59.733	
3 -							1:49.889	81.48	1.946	17:12:49.622	
4 -							1:47.943 (1)	82.95		17:14:37.565	
5 -							1:48.840	82.27	0.897	17:16:26.405	
6 -							1:48.206	82.75	0.263	17:18:14.611	
7 -							1:48.034 (2)	82.88	0.091	17:20:02.645	
8 -							1:49.163	82.02	1.220	17:21:51.808	
9 -							1:49.866	81.50	1.923	17:23:41.674	
10 -							1:48.684	82.38	0.741	17:25:30.358	
11 -							1:48.051 (3)	82.87	0.108	17:27:18.409	

P21	3	Cameron THOMPSON		Scirocco - Maximum Motorsport							
LAP	SECTOR 1		SECTOR 2		SECTOR 3		LAP TIME	MPH	DIFF	TIME OF DAY	
1 -		95.1	46.002	110.1	43.860	78.9	2:01.468	73.71	13.533	17:09:08.069	
2 -	24.435	103.7	42.291	112.7	42.087	79.8	1:48.813	82.29	0.878	17:10:56.882	
3 -	24.115	108.9	42.553	112.4	43.743	80.3	1:50.411	81.10	2.476	17:12:47.293	
4 -	24.036	106.6	42.675	111.6	42.142	78.9	1:48.853	82.26	0.918	17:14:36.146	
5 -	23.997	110.3	42.538	110.7	41.400	79.9	1:47.935 (1)	82.96		17:16:24.081	
6 -	23.789	110.3	41.935	113.5	43.090	75.5	1:48.814	82.29	0.879	17:18:12.895	
7 -	24.112	108.0	42.097	113.7	42.474	80.5	1:48.683 (3)	82.39	0.748	17:20:01.578	
8 -	28.045	107.0	42.426	112.2	41.728	78.9	1:52.199	79.80	4.264	17:21:53.777	
9 -	24.737	102.1	43.285	112.0	41.707	80.0	1:49.729	81.60	1.794	17:23:43.506	
10 -	24.080	107.0	42.960	111.2	41.779	80.5	1:48.819	82.28	0.884	17:25:32.325	
11 -	23.969	109.2	42.852	111.4	41.595	80.6	1:48.416 (2)	82.59	0.481	17:27:20.741	

P22	36	Paul INGLIS		Golf GTI - Team Hard							
LAP	SECTOR 1		SECTOR 2		SECTOR 3		LAP TIME	MPH	DIFF	TIME OF DAY	
1 -		86.4	47.453	108.7	44.703	80.0	2:07.058	70.47	14.621	17:09:13.659	
2 -	25.054	98.5	45.576	108.4	44.112	79.8	1:54.742	78.03	2.305	17:11:08.401	
3 -	25.102	96.2	45.451	110.5	44.430	79.1	1:54.983	77.87	2.546	17:13:03.384	
4 -	24.992	96.5	45.058	110.9	43.644	80.9	1:53.694	78.75	1.257	17:14:57.078	
5 -	25.121	94.2	45.607	109.1	43.898	80.3	1:54.626	78.11	2.189	17:16:51.704	
6 -	24.873	94.1	45.146	108.2	43.107	81.0	1:53.126 (2)	79.15	0.689	17:18:44.830	
7 -	24.888	97.5	44.830	110.1	42.719	81.2	1:52.437 (1)	79.63		17:20:37.267	

Weather / Track : Bright / Dry

Donington Park GP

Circuit Length = 2.4873 miles

Start: 17:07 Flag 17:26 End: 17:27

Miltek Sport Volkswagen Racing Cup

RACE 2 - ROUND 14 - SECTOR ANALYSIS

SECTOR 1 = FL to I1, SECTOR 2 = I1 to I2, SECTOR 3 = I2 to FL, DIFF = Difference To Personal Best Lap

8 -	24.796	98.5	44.619	111.1	43.986	80.3	1:53.401 (3)	78.96	0.964	17:22:30.668
9 -	41.762	66.5	48.501	110.0	49.003	80.3	2:19.266	64.29	26.829	17:24:49.934
10 -	28.359	79.3	53.364	97.6	44.319	81.2	2:06.042	71.04	13.605	17:26:55.976

P23 14		Josh CAYGILL		Scirocco - AWM Warranty Direct							
LAP	SECTOR 1		SECTOR 2		SECTOR 3		LAP TIME	MPH	DIFF	TIME OF DAY	
1 -		113.1	42.616	112.9	40.662	81.8	1:52.704	79.45	7.760	17:08:59.305	
2 -	23.303	115.9	41.419	111.6	40.522	80.3	1:45.244 (3)	85.08	0.300	17:10:44.549	
3 -	23.422	114.7	41.366	113.7	40.357	82.0	1:45.145 (2)	85.16	0.201	17:12:29.694	
4 -	23.328	115.9	41.070	114.5	40.546	82.2	1:44.944 (1)	85.32		17:14:14.638	
5 -	23.238	116.5	41.117	114.7	41.176	82.6	1:45.531	84.85	0.587	17:16:00.169	
6 -	23.342	116.9	41.487	111.8	41.229	81.7	1:46.058	84.42	1.114	17:17:46.227	
7 -	23.178	116.5	41.367	115.3	41.127	82.2	1:45.672	84.73	0.728	17:19:31.899	
8 -	23.304	115.9	42.458	111.4	40.557	81.7	1:46.319	84.22	1.375	17:21:18.218	
9 -	23.286	116.3	41.721	113.5	42.082	80.3	1:47.089	83.61	2.145	17:23:05.307	

P24 41		Sam MORGAN		Golf GTI - KPM Racing							
LAP	SECTOR 1		SECTOR 2		SECTOR 3		LAP TIME	MPH	DIFF	TIME OF DAY	
1 -		108.2	42.800	115.1	40.945	82.1	1:53.574	78.84	8.455	17:09:00.175	
2 -	23.447	115.9	41.902	114.7	41.072	81.8	1:46.421	84.14	1.302	17:10:46.596	
3 -	23.604	114.5	41.748	114.1	40.697	81.9	1:46.049	84.43	0.930	17:12:32.645	
4 -	23.431	117.1	41.370	114.7	40.926	81.3	1:45.727 (3)	84.69	0.608	17:14:18.372	
5 -	23.374	118.5	41.417	114.5	40.328	81.8	1:45.119 (1)	85.18		17:16:03.491	
6 -	23.311	117.7	41.397	114.5	41.125	81.8	1:45.833	84.60	0.714	17:17:49.324	
7 -	23.229	117.7	41.364	113.5	41.575	82.0	1:46.168	84.34	1.049	17:19:35.492	
8 -	23.312	117.7	41.467	114.3	40.608	81.9	1:45.387 (2)	84.96	0.268	17:21:20.879	
9 -	23.203	116.9	41.250	114.9	41.809	81.8	1:46.262	84.26	1.143	17:23:07.141	

P25 20		Graham EWING		Golf GTI - Team Hard							
LAP	SECTOR 1		SECTOR 2		SECTOR 3		LAP TIME	MPH	DIFF	TIME OF DAY	
1 -		91.0	45.757	106.5	44.205	73.8	2:03.669	72.40	10.977	17:09:10.270	
2 -	25.005	107.3	43.397	105.0	44.290	71.0	1:52.692 (1)	79.45		17:11:02.962	
3 -	25.300	106.6	44.229	104.2	44.211	74.7	1:53.740 (3)	78.72	1.048	17:12:56.702	
4 -	25.421	103.5	44.552	103.4	44.116	73.6	1:54.089	78.48	1.397	17:14:50.791	
5 -	25.207	105.8	44.196	103.4	44.279	75.8	1:53.682 (2)	78.76	0.990	17:16:44.473	
6 -	26.482	84.9	44.850	103.5	44.430	74.0	1:55.762	77.35	3.070	17:18:40.235	
7 -	25.696	94.7	44.674	103.4	45.175	73.9	1:55.545	77.49	2.853	17:20:35.780	
8 -	25.539	105.1	45.105	103.5	43.940	74.8	1:54.584	78.14	1.892	17:22:30.364	
9 -	43.388	43.7	1:16.827	55.6	IN PIT		3:08.630 P	47.47	1:15.938	17:25:38.994	

P26 88		James PILE		Golf GTI - Slidesports							
LAP	SECTOR 1		SECTOR 2		SECTOR 3		LAP TIME	MPH	DIFF	TIME OF DAY	
1 -		91.6	44.248	111.8	42.195	77.1	1:58.242	75.72	9.469	17:09:04.843	
2 -	24.277	110.3	43.546	110.9	42.469	75.1	1:50.292	81.18	1.519	17:10:55.135	
3 -	24.246	112.7	42.948	111.1	42.055	78.0	1:49.249 (3)	81.96	0.476	17:12:44.384	
4 -	24.213	111.8	43.179	109.8	42.034	77.3	1:49.426	81.83	0.653	17:14:33.810	
5 -	24.217	114.1	42.834	111.1	41.722	77.0	1:48.773 (1)	82.32		17:16:22.583	
6 -	24.376	109.6	42.622	109.8	42.036	76.8	1:49.034 (2)	82.12	0.261	17:18:11.617	
7 -	24.391	109.6	42.768	109.8	42.392	77.2	1:49.551	81.73	0.778	17:20:01.168	
8 -	24.462	109.8	43.099	110.3	42.234	77.4	1:49.795	81.55	1.022	17:21:50.963	

P27 51		Simon ANDREWS		Golf GTI - AWM Warranty Direct							
LAP	SECTOR 1		SECTOR 2		SECTOR 3		LAP TIME	MPH	DIFF	TIME OF DAY	
1 -		97.6	43.852	112.7	42.250	80.6	1:57.662	76.10	9.383	17:09:04.263	
2 -	23.798	108.2	42.668	113.7	41.813	81.1	1:48.279 (1)	82.69		17:10:52.542	
3 -	24.398	101.5	43.156	114.5	IN PIT		2:16.807 P	65.45	28.528	17:13:09.349	

Miltek Sport Volkswagen Racing Cup

RACE 2 - ROUND 14 - LAP CHART

LAP 1			LAP 2			LAP 3			LAP 4			LAP 5		
NO	BEHIND	LAP TIME	NO	BEHIND	LAP TIME	NO	BEHIND	LAP TIME	NO	BEHIND	LAP TIME	NO	BEHIND	LAP TIME
6		1:49.388	6		1:45.118	6		1:44.812	6		1:45.218	6		1:44.844
33	0.377	1:49.765	33	0.414	1:45.155	33	0.413	1:44.811	33	0.602	1:45.407	33	0.680	1:44.922
13	0.939	1:50.327	37	1.599	1:45.230	37	2.020	1:45.233	98	2.103	1:44.822	98	2.100	1:44.841
37	1.487	1:50.875	13	1.861	1:46.040	98	2.499	1:45.115	37	2.505	1:45.703	13	3.145	1:45.078
98	2.775	1:52.163	98	2.196	1:44.539	13	3.049	1:46.000	13	2.911	1:45.080	37	3.414	1:45.753
14	3.316	1:52.704	14	3.442	1:45.244	14	3.775	1:45.145	14	3.501	1:44.944	22	3.919	1:44.863
22	3.912	1:53.300	22	3.916	1:45.122	22	4.162	1:45.058	22	3.900	1:44.956	14	4.188	1:45.531
41	4.186	1:53.574	8	5.183	1:45.699	41	6.726	1:46.049	41	7.235	1:45.727	41	7.510	1:45.119
8	4.602	1:53.990	41	5.489	1:46.421	8	6.928	1:46.557	8	7.594	1:45.884	8	8.446	1:45.696
50	5.722	1:55.110	50	6.420	1:45.816	50	8.058	1:46.450	66	9.242	1:46.233	99	10.080	1:45.246
66	6.074	1:55.462	66	6.790	1:45.834	66	8.227	1:46.249	50	9.327	1:46.487	50	10.450	1:45.967
17	6.345	1:55.733	99	7.691	1:45.533	99	8.486	1:45.607	99	9.678	1:46.410	66	10.750	1:46.352
7	6.933	1:56.321	17	8.780	1:47.553	17	10.735	1:46.767	17	11.150	1:45.633	27	11.129	1:44.537
99	7.276	1:56.664	7	10.855	1:49.040	27	11.873	1:45.104	27	11.436	1:44.781	17	12.886	1:46.580
51	8.274	1:57.662	51	11.435	1:48.279	7	13.465	1:47.422	4	15.935	1:46.974	4	16.844	1:45.753
88	8.854	1:58.242	27	11.581	1:45.848	4	14.179	1:46.850	7	16.587	1:48.340	7	18.659	1:46.916
4	9.727	1:59.115	4	12.141	1:47.532	23	16.564	1:47.472	23	18.056	1:46.710	23	19.752	1:46.540
27	10.851	2:00.239	23	13.904	1:46.971	88	18.465	1:49.249	31	21.723	1:47.249	31	23.979	1:47.100
23	12.051	2:01.439	88	14.028	1:50.292	31	19.692	1:48.414	88	22.673	1:49.426	55	24.538	1:46.655
3	12.080	2:01.468	3	15.775	1:48.813	55	20.658	1:47.630	55	22.727	1:47.287	88	26.602	1:48.773
31	12.488	2:01.876	31	16.090	1:48.720	3	21.374	1:50.411	3	25.009	1:48.853	3	28.100	1:47.935
12	12.631	2:02.019	12	17.331	1:49.818	12	21.506	1:48.987	47	25.245	1:47.513	12	28.251	1:47.829
55	13.139	2:02.527	55	17.840	1:49.819	47	22.950	1:48.700	12	25.266	1:48.978	47	28.715	1:48.314
44	13.623	2:03.011	44	18.626	1:50.121	44	23.703	1:49.889	44	26.428	1:47.943	44	30.424	1:48.840
20	14.281	2:03.669	47	19.062	1:48.201	20	30.783	1:53.740	20	39.654	1:54.089	20	48.492	1:53.682
47	15.979	2:05.367	20	21.855	1:52.692	36	37.465	1:54.983	36	45.941	1:53.694	36	55.723	1:54.626
36	17.670	2:07.058	36	27.294	1:54.742	51	43.430	2:16.807 P						

Weather / Track : Bright / Dry

Miltek Sport Volkswagen Racing Cup

RACE 2 - ROUND 14 - LAP CHART

LAP 6			LAP 7			LAP 8			LAP 9			LAP 10		
NO	BEHIND	LAP TIME	NO	BEHIND	LAP TIME	NO	BEHIND	LAP TIME	NO	BEHIND	LAP TIME	NO	BEHIND	LAP TIME
6		1:44.983	6		1:45.160	6		1:45.385	6		1:45.096	6		1:46.233
33	1.000	1:45.303	33	1.200	1:45.360	33	0.998	1:45.183	33	0.710	1:44.808	33	0.282	1:45.805
98	1.695	1:44.578	98	1.679	1:45.144	98	1.381	1:45.087	98	1.248	1:44.963	98	0.587	1:45.572
13	3.412	1:45.250	13	3.407	1:45.155	13	3.787	1:45.765	13	4.298	1:45.607	13	4.690	1:46.625
37	4.289	1:45.858	37	4.995	1:45.866	37	6.103	1:46.493	37	7.929	1:46.922	36	1 Lap	2:19.266
22	4.812	1:45.876	22	5.298	1:45.646	14	6.709	1:46.319	99	8.184	1:44.796	99	7.958	1:46.007
14	5.263	1:46.058	14	5.775	1:45.672	22	7.075	1:47.162	14	8.702	1:47.089	22	8.871	1:46.372
41	8.360	1:45.833	99	8.580	1:44.737	99	8.484	1:45.289	22	8.732	1:46.753	37	9.262	1:47.566
99	9.003	1:43.906	41	9.368	1:46.168	41	9.370	1:45.387	8	10.017	1:45.144	66	11.899	1:47.063
8	9.243	1:45.780	8	9.695	1:45.612	8	9.969	1:45.659	27	10.205	1:44.766	8	12.150	1:48.366
66	11.183	1:45.416	27	11.403	1:45.377	27	10.535	1:44.517	41	10.536	1:46.262	27	12.982	1:49.010
27	11.186	1:45.040	66	11.829	1:45.806	66	11.149	1:44.705	66	11.069	1:45.016	50	17.887	1:48.104
50	11.628	1:46.161	50	12.821	1:46.353	50	13.929	1:46.493	50	16.016	1:47.183	17	18.411	1:48.127
17	13.363	1:45.460	17	14.003	1:45.800	17	15.500	1:46.882	17	16.517	1:46.113	4	22.729	1:48.353
4	17.638	1:45.777	4	18.466	1:45.988	4	19.603	1:46.522	4	20.609	1:46.102	7	29.754	1:47.984
7	20.431	1:46.755	7	22.639	1:47.368	7	25.698	1:48.444	7	28.003	1:47.401	23	30.334	1:47.958
23	21.014	1:46.245	23	22.923	1:47.069	23	26.351	1:48.813	23	28.609	1:47.354	31	35.115	1:49.237
31	26.505	1:47.509	31	29.097	1:47.752	31	30.583	1:46.871	31	32.111	1:46.624	55	35.332	1:49.005
55	26.943	1:47.388	55	29.471	1:47.688	55	31.235	1:47.149	55	32.560	1:46.421	47	41.061	1:47.694
88	30.653	1:49.034	88	35.044	1:49.551	47	37.650	1:47.821	47	39.600	1:47.046	12	41.794	1:47.854
47	31.729	1:47.997	47	35.214	1:48.645	12	38.290	1:47.895	12	40.173	1:46.979	44	47.520	1:48.684
3	31.931	1:48.814	3	35.454	1:48.683	88	39.454	1:49.795	44	45.069	1:49.866	3	49.487	1:48.819
12	32.240	1:48.972	12	35.780	1:48.700	44	40.299	1:49.163	3	46.901	1:49.729	20	1 Lap	3:08.630 P
44	33.647	1:48.206	44	36.521	1:48.034	3	42.268	1:52.199						
20	59.271	1:55.762	20	1:09.656	1:55.545	20	1:18.855	1:54.584						
36	1:03.866	1:53.126	36	1:11.143	1:52.437	36	1:19.159	1:53.401						

Weather / Track : Bright / Dry

Miltek Sport Volkswagen Racing Cup

RACE 2 - ROUND 14 - LAP CHART

LAP 11		
NO	BEHIND	LAP TIME
98		1:45.671
33	0.732	1:46.708
6	1.434	1:47.692
13	4.788	1:46.356
99	7.385	1:45.685
22	8.132	1:45.519
37	10.154	1:47.150
66	11.786	1:46.145
27	12.710	1:45.986
8	14.138	1:48.246
50	18.966	1:47.337
17	19.314	1:47.161
4	22.253	1:45.782
36	1 Lap	2:06.042
7	31.233	1:47.737
23	31.451	1:47.375
31	35.760	1:46.903
55	35.784	1:46.710
47	41.767	1:46.964
12	42.413	1:46.877
44	49.313	1:48.051
3	51.645	1:48.416

Weather / Track : Bright / Dry

Results can be found at www.tsl-timing.com

Page 3 of 3

Donington Park GP
Circuit Length = 2.4873 miles
Start: 17:07 Flag 17:26 End: 17:27

Printed - 17:29 Sunday, 14 September 2014

Miltek Sport Volkswagen Racing Cup

RACE 2 - ROUND 14 - BEST SPEEDS

POS	SECTOR 1			SECTOR 2			FINISH LINE		
	NO	NAME	MPH	NO	NAME	MPH	NO	NAME	MPH
1	99	Jack WALKER-TULLY	119.4	99	Jack WALKER-TULLY	117.9	8	Aaron MASON	83.5
2	17	Tim SNAYLAM	119.1	31	Paul DEHADRAY	117.7	37	James GREENWAY	83.5
3	6	David SUTTON	118.9	55	Simon DEATON	117.1	17	Tim SNAYLAM	83.1
4	41	Sam MORGAN	118.5	17	Tim SNAYLAM	116.3	14	Josh CAYGILL	82.6
5	27	Stefan DI RESTA	118.1	6	David SUTTON	116.1	23	Kieran GALLAGHER	82.5
6	8	Aaron MASON	117.7	22	Howard FULLER	115.7	31	Paul DEHADRAY	82.5
7	22	Howard FULLER	117.1	4	Stewart LINES	115.3	99	Jack WALKER-TULLY	82.5
8	37	James GREENWAY	117.1	14	Josh CAYGILL	115.3	4	Stewart LINES	82.2
9	14	Josh CAYGILL	116.9	23	Kieran GALLAGHER	115.3	12	Simon RUDD	82.1
10	33	Lucas ORROCK	116.7	33	Lucas ORROCK	115.3	22	Howard FULLER	82.1
11	66	James WALKER	116.7	13	Joe FULBROOK	115.1	41	Sam MORGAN	82.1
12	23	Kieran GALLAGHER	116.5	27	Stefan DI RESTA	115.1	55	Simon DEATON	82.1
13	47	Tom BARLEY	116.3	41	Sam MORGAN	115.1	27	Stefan DI RESTA	82.0
14	98	Robert BARRABLE	115.9	37	James GREENWAY	114.9	33	Lucas ORROCK	81.9
15	13	Joe FULBROOK	114.9	50	Darelle WILSON	114.9	6	David SUTTON	81.7
16	88	James PILE	114.1	8	Aaron MASON	114.7	98	Robert BARRABLE	81.4
17	7	Joe MCMILLAN	112.9	51	Simon ANDREWS	114.5	36	Paul INGLIS	81.2
18	4	Stewart LINES	112.4	66	James WALKER	114.1	50	Darelle WILSON	81.1
19	55	Simon DEATON	112.0	98	Robert BARRABLE	113.9	51	Simon ANDREWS	81.1
20	50	Darelle WILSON	111.4	3	Cameron THOMPSON	113.7	3	Cameron THOMPSON	80.6
21	3	Cameron THOMPSON	110.3	12	Simon RUDD	113.7	47	Tom BARLEY	80.6
22	12	Simon RUDD	110.3	47	Tom BARLEY	112.4	66	James WALKER	80.5
23	51	Simon ANDREWS	108.2	7	Joe MCMILLAN	111.8	7	Joe MCMILLAN	80.4
24	20	Graham EWING	107.3	88	James PILE	111.8	13	Joe FULBROOK	80.4
25	31	Paul DEHADRAY	106.0	36	Paul INGLIS	111.1	88	James PILE	78.0
26	36	Paul INGLIS	98.5	20	Graham EWING	106.5	20	Graham EWING	75.8
27									
28									
29									
30									

Weather / Track : Bright / Dry

Results can be found at www.tsl-timing.com

Donington Park GP
Circuit Length = 2.4873 miles
Start: 17:07 Flag 17:26 End: 17:27

Printed - 17:28 Sunday, 14 September 2014

Miltek Sport Volkswagen Racing Cup

RACE 2 - ROUND 14 - BEST SECTORS

SECTOR 1			SECTOR 2			SECTOR 3			IDEAL / BEST COMPARISON						
POS	NO	NAME	TIME	NO	NAME	TIME	NO	NAME	TIME	POS	NO	NAME	IDEAL	BEST	DIFF
1	99	WALKER-TULLY	22.973	99	WALKER-TULLY	40.575	27	DI RESTA	39.950				PERFECT LAP	1:43.498	
2	14	CAYGILL	23.178	27	DI RESTA	40.898	98	BARRABLE	40.025	1	99	WALKER-TULLY	1:43.789	1:43.906	0.117
3	98	BARRABLE	23.178	66	WALKER	40.915	37	GREENWAY	40.108	2	27	DI RESTA	1:44.158	1:44.517	0.359
4	6	SUTTON	23.186	98	BARRABLE	41.034	22	FULLER	40.150	3	98	BARRABLE	1:44.237	1:44.539	0.302
5	8	MASON	23.203	33	ORROCK	41.048	6	SUTTON	40.198	4	22	FULLER	1:44.520	1:44.863	0.343
6	41	MORGAN	23.203	14	CAYGILL	41.070	99	WALKER-TULLY	40.241	5	66	WALKER	1:44.578	1:44.705	0.127
7	4	LINES	23.233	22	FULLER	41.100	13	FULBROOK	40.242	6	14	CAYGILL	1:44.605	1:44.944	0.339
8	13	FULBROOK	23.251	50	WILSON	41.147	33	ORROCK	40.262	7	33	ORROCK	1:44.625	1:44.808	0.183
9	22	FULLER	23.270	8	MASON	41.148	66	WALKER	40.287	8	6	SUTTON	1:44.642	1:44.812	0.170
10	27	DI RESTA	23.310	17	SNAYLAM	41.195	41	MORGAN	40.328	9	41	MORGAN	1:44.781	1:45.119	0.338
11	33	ORROCK	23.315	41	MORGAN	41.250	14	CAYGILL	40.357	10	13	FULBROOK	1:44.784	1:45.078	0.294
12	37	GREENWAY	23.315	6	SUTTON	41.258	4	LINES	40.404	11	8	MASON	1:44.796	1:45.144	0.348
13	50	WILSON	23.368	13	FULBROOK	41.291	8	MASON	40.445	12	37	GREENWAY	1:44.824	1:45.230	0.406
14	17	SNAYLAM	23.376	37	GREENWAY	41.401	17	SNAYLAM	40.601	13	17	SNAYLAM	1:45.172	1:45.460	0.288
15	66	WALKER	23.376	23	GALLAGHER	41.425	47	BARLEY	40.675	14	4	LINES	1:45.183	1:45.753	0.570
16	23	GALLAGHER	23.403	4	LINES	41.546	7	MCMILLAN	40.738	15	50	WILSON	1:45.595	1:45.816	0.221
17	55	DEATON	23.418	55	DEATON	41.703	12	RUDD	40.840	16	23	GALLAGHER	1:45.776	1:46.245	0.469
18	31	DEHADRAY	23.516	31	DEHADRAY	41.829	23	GALLAGHER	40.948	17	55	DEATON	1:46.164	1:46.421	0.257
19	7	MCMILLAN	23.623	12	RUDD	41.894	55	DEATON	41.043	18	7	MCMILLAN	1:46.314	1:46.755	0.441
20	12	RUDD	23.766	3	THOMPSON	41.935	50	WILSON	41.080	19	31	DEHADRAY	1:46.441	1:46.624	0.183
21	47	BARLEY	23.766	7	MCMILLAN	41.953	31	DEHADRAY	41.096	20	12	RUDD	1:46.500	1:46.877	0.377
22	3	THOMPSON	23.789	47	BARLEY	42.228	3	THOMPSON	41.400	21	47	BARLEY	1:46.669	1:46.964	0.295
23	51	ANDREWS	23.798	88	PILE	42.622	88	PILE	41.722	22	3	THOMPSON	1:47.124	1:47.935	0.811
24	88	PILE	24.213	51	ANDREWS	42.668	51	ANDREWS	41.813	23	51	ANDREWS	1:48.279	1:48.279	0.000
25	36	INGLIS	24.796	20	EWING	43.397	36	INGLIS	42.719	24	88	PILE	1:48.557	1:48.773	0.216
26	20	EWING	25.005	36	INGLIS	44.619	20	EWING	43.940	25	36	INGLIS	1:52.134	1:52.437	0.303
27										26	20	EWING	1:52.342	1:52.692	0.350
28										27	44	RILEY		1:47.943	
29															
30															

Weather / Track : Bright / Dry

Results can be found at www.tsl-timing.com

Donington Park GP

Circuit Length = 2.4873 miles

Start: 17:07 Flag 17:26 End: 17:27

Printed - 17:28 Sunday, 14 September 2014

Miltek Sport Volkswagen Racing Cup

RACE 2 - ROUND 14 - POSITION CHART

No	Name	Lap												
		Pos	1	2	3	4	5	6	7	8	9	10	11	
3	THOMPSON	1	6	6	6	6	6	6	6	6	6	6	6	98
4	LINES	2	33	33	33	33	33	33	33	33	33	33	33	33
6	SUTTON	3	13	37	37	98	98	98	98	98	98	98	98	6
7	MCMILLAN	4	37	13	98	37	13	13	13	13	13	13	13	13
8	MASON	5	98	98	13	13	37	37	37	37	37	37	99	99
9	FAIRBROTHER	6	14	14	14	14	22	22	22	14	99	22	22	22
12	RUDD	7	22	22	22	22	14	14	14	22	14	37	37	37
13	FULBROOK	8	41	8	41	41	41	41	99	99	22	66	66	66
14	CAYGILL	9	8	41	8	8	8	99	41	41	8	8	27	27
17	SNAYLAM	10	50	50	50	66	99	8	8	8	27	27	8	8
20	EWING	11	66	66	66	50	50	66	27	27	41	50	50	50
22	FULLER	12	17	99	99	99	66	27	66	66	66	17	17	17
23	GALLAGHER	13	7	17	17	17	27	50	50	50	50	4	4	4
27	DI RESTA	14	99	7	27	27	17	17	17	17	17	7	7	7
31	DEHADRAY	15	51	51	7	4	4	4	4	4	4	23	23	23
33	ORROCK	16	88	27	4	7	7	7	7	7	7	31	31	31
36	INGLIS	17	4	4	23	23	23	23	23	23	23	55	55	55
37	GREENWAY	18	27	23	88	31	31	31	31	31	31	47	47	47
41	MORGAN	19	23	88	31	88	55	55	55	55	55	12	12	12
44	RILEY	20	3	3	55	55	88	88	88	47	47	44	44	44
47	BARLEY	21	31	31	3	3	3	47	47	12	12	3	3	3
50	WILSON	22	12	12	12	47	12	3	3	88	44	36	36	36
51	ANDREWS	23	55	55	47	12	47	12	12	44	3	3	3	3
55	DEATON	24	44	44	44	44	44	44	44	3	36	36	36	36
66	WALKER	25	20	47	20	20	20	20	20	20	20	20	20	20
88	PILE	26	47	20	36	36	36	36	36	36	36	36	36	36
98	BARRABLE	27	36	36	51	51	51	51	51	51	51	51	51	51
99	WALKER-TULLY	28												
97	WALKER	29												
21	WILLMOTT	30												

Weather / Track : Bright / Dry

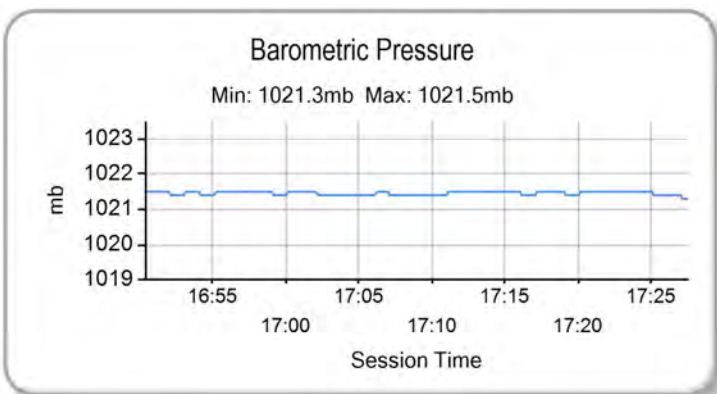
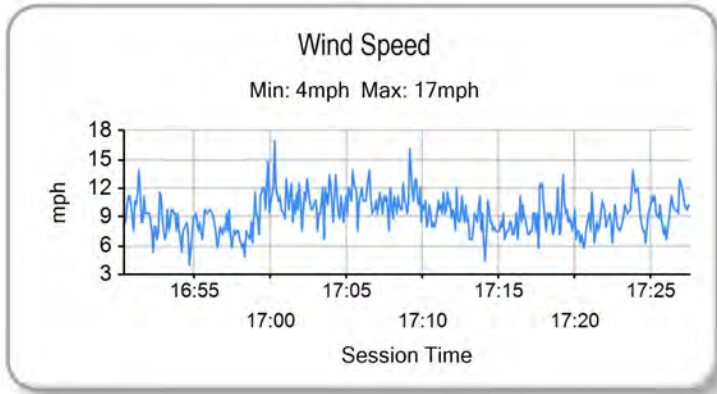
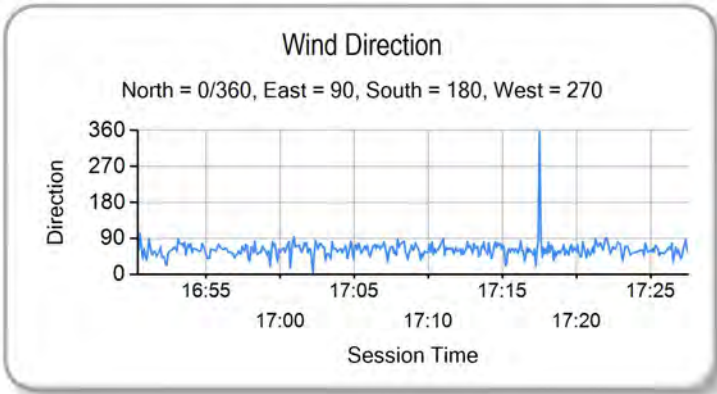
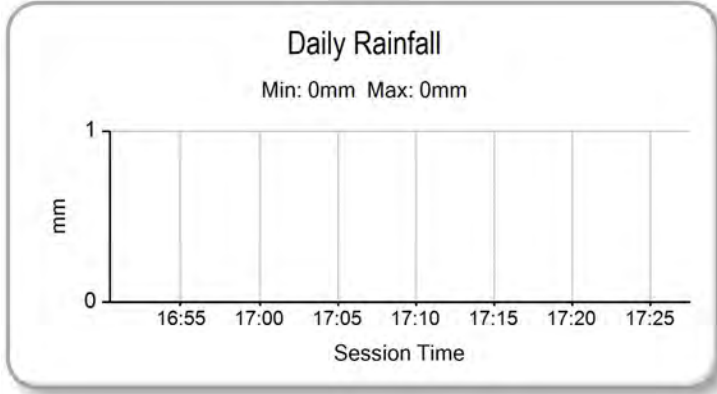
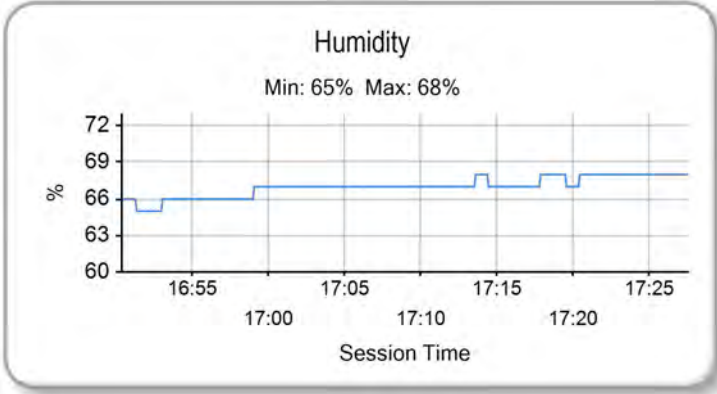
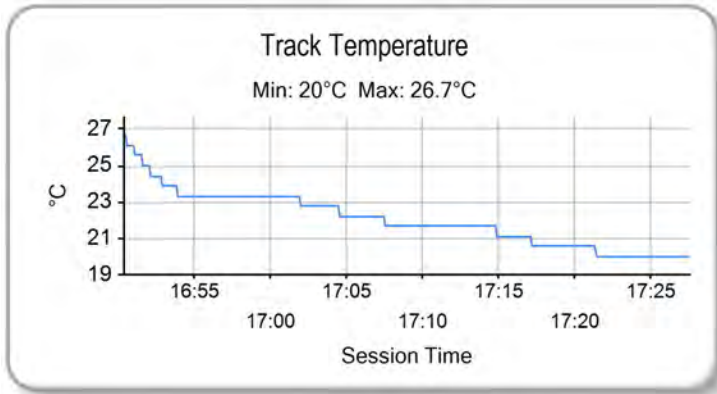
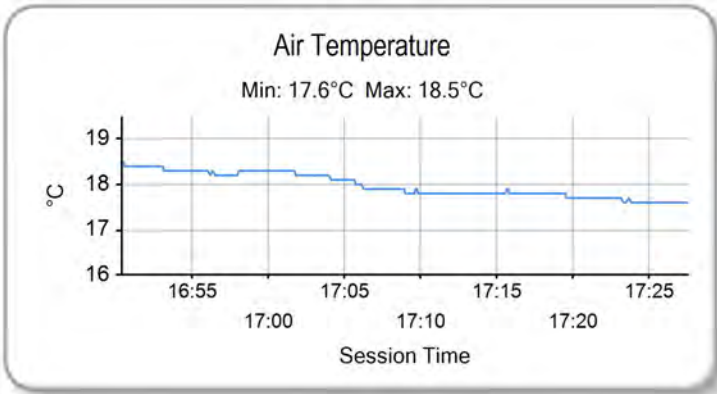
Results can be found at www.tsl-timing.com

Donington Park GP
 Circuit Length = 2.4873 miles
 Start: 17:07 Flag 17:26 End: 17:27

Printed - 17:29 Sunday, 14 September 2014

Miltek Sport Volkswagen Racing Cup

RACE 2 - ROUND 14 - WEATHER CONDITIONS



Weather / Track : Bright / Dry

Donington Park GP
 Circuit Length = 2.4873 miles
 Start: 17:07 Flag 17:26 End: 17:27

Results can be found at www.tsl-timing.com

Printed - 17:30 Sunday, 14 September 2014