



# VOLKSWAGEN RACING CUP

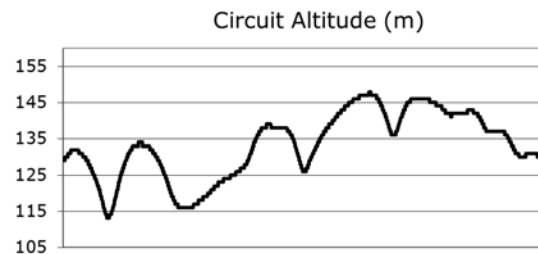
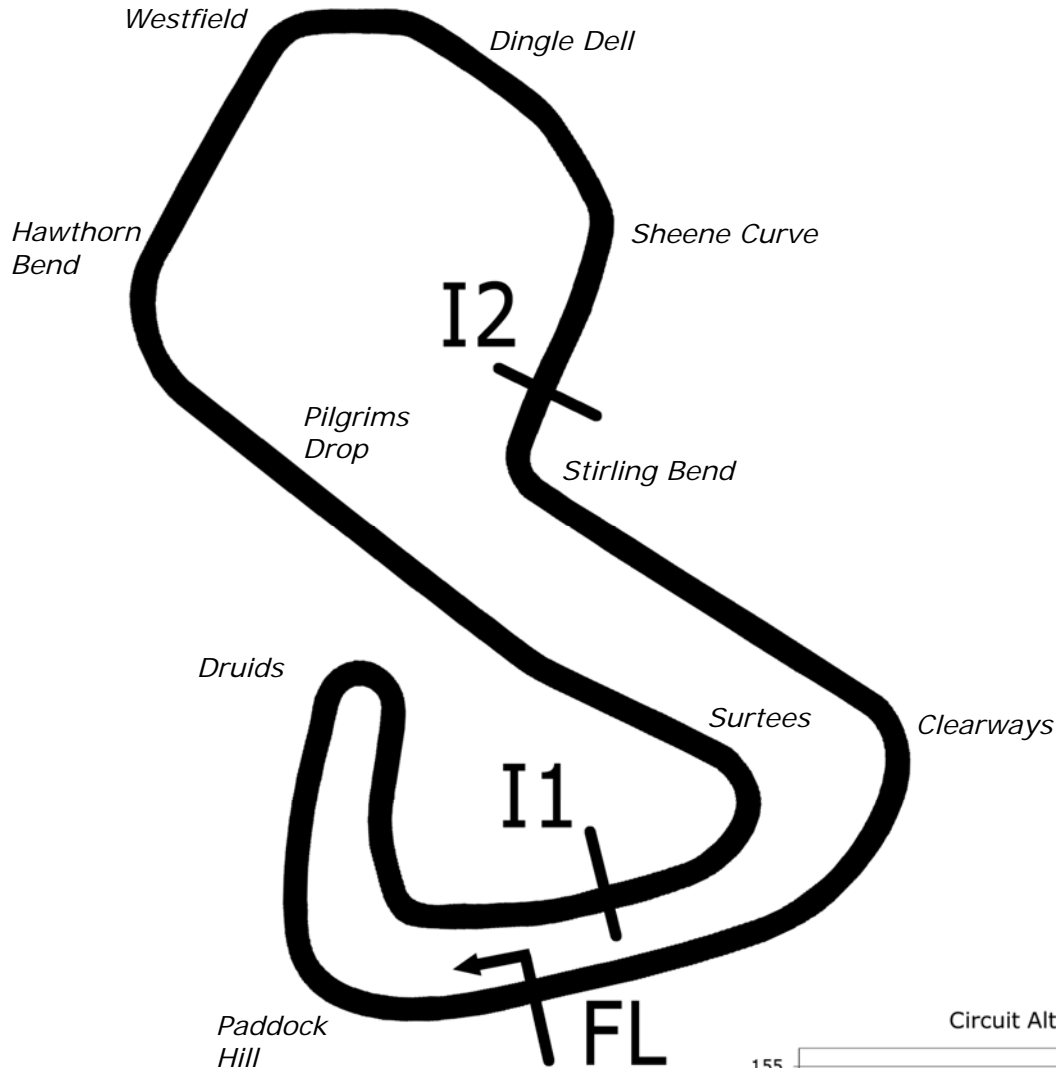
Round 11 & 12  
Brands Hatch GP

30<sup>th</sup> & 31<sup>st</sup> August 2014



Results Provided by Timing Solutions Ltd  
[www.tsl-timing.com](http://www.tsl-timing.com)

# Brands Hatch GP



Length	2.4332 miles	3916.0 m	
FL		51.36032 N	0.26032 E
I1	1116m	51.35934 N	0.25955 E
I2	2928m	51.35532 N	0.26250 E
Pit Entry	3646m	51.35911 N	0.25743 E
Pit Exit	26m after FL	51.36027 N	0.26078 E
Pit Entry-Pit Exit 277m, 19.9s @50kph, 16.6s @60kph			

All results available at [www.tsl-timing.com](http://www.tsl-timing.com)

## Miltek Sport Volkswagen Racing Cup

### QUALIFYING - RACE 4 - ROUND 11 - CLASSIFICATION

POS	NO	NAME	ENTRY	TIME	ON	LAPS	GAP	DIFF	MPH
1	6	David SUTTON	Scirocco R - Slidesports	1:39.681	11	11			87.87
2	22	Howard FULLER	Golf GTI Mk V - Team Hard	1:39.910	9	9	0.229	0.229	87.67
3	99 *	Jack WALKER-TULLY	Scirocco R - Cooke & Mason	1:40.002	9	11	0.321	0.092	87.59
4	13	Joe FULBROOK	Golf GTI Mk V - AWM Warranty Direct	1:40.194	10	12	0.513	0.192	87.42
5	27	Stefan Di RESTA	Scirocco R - JWB Motorsport	1:40.207	9	11	0.526	0.013	87.41
6	8	Aaron MASON	Scirocco R - AWM Warranty Direct	1:40.266	4	12	0.585	0.059	87.36
7	37	James GREENWAY	Scirocco R - AWM Warranty Direct	1:40.544	4	12	0.863	0.278	87.12
8	16	James WALKER	Golf GTI Mk VI - Miltek Sport	1:40.580	9	12	0.899	0.036	87.09
9	14	Josh CAYGILL	Scirocco R - AWM Warranty Direct	1:40.696	12	12	1.015	0.116	86.99
10	33	Lucas ORROCK	Scirocco R - KPM Racing	1:40.957	6	12	1.276	0.261	86.76
11	47	Tom BARLEY	Golf GTI Mk V - Team Hard	1:41.059	12	12	1.378	0.102	86.68
12	5	Philip HOUSE	Scirocco R - PH Motorsport	1:41.195	9	11	1.514	0.136	86.56
13	77 *	George WHITE	Scirocco R - KPM Racing	1:41.235	6	11	1.554	0.040	86.52
14	50	Darrelle WILSON	Golf GTI - Team Hard	1:41.316	9	9	1.635	0.081	86.46
15	41	Sam MORGAN	Golf GTI Mk VI - KPM Racing	1:41.575	11	12	1.894	0.259	86.24
16	17	Tim SNAYLAM	Scirocco R - AWM Warranty Direct	1:41.662	11	11	1.981	0.087	86.16
17	4	Stewart LINES	Scirocco R - Maximum Motorsport	1:41.667	3	12	1.986	0.005	86.16
18	7	Joe MCMILLAN	Scirocco R - Cobra Engineering	1:42.048	11	12	2.367	0.381	85.84
19	31	Paul DEHADRAY	Scirocco R - JWB Motorsport	1:42.267	10	11	2.586	0.219	85.65
20	98	Chris KNOX	Golf GTI Mk VI - THM Racing	1:42.742	9	9	3.061	0.475	85.26
21	9	David FAIRBROTHER	Scirocco R - Slidesports	1:42.777	11	11	3.096	0.035	85.23
22	20	Graham EWING	Golf GTI Mk V - Team Hard	1:43.878	5	11	4.197	1.101	84.32
23	51	Simon ANDREWS	Golf GTI Mk V - AWM Warranty Direct	1:44.078	9	11	4.397	0.200	84.16
24	23	Kieran GALLAGHER	Golf GTI Mk V - Team Hard	1:44.363	11	11	4.682	0.285	83.93
25	44	Robin RILEY	Scirocco R - AWM Warranty Direct	1:44.518	11	11	4.837	0.155	83.81
26	88	James PILE	Golf GTI Mk VI - Slidesports	1:44.956	9	11	5.275	0.438	83.46
27	69	Mark CLYNES	Scirocco R - JWB Motorsport	1:46.236	10	11	6.555	1.280	82.45
28	18 *	Craig MASON	Golf GTI Mk V - AWM Warranty Direct	1:48.135	7	11	8.454	1.899	81.00
29	55	Simon DEATON	Golf GTI Mk V - Team Hard	1:50.177	7	9	10.496	2.042	79.50
30	36	Paul INGLIS	Golf GTI Mk V - Team Hard	1:52.021	8	8	12.340	1.844	78.19
31	12	Simon RUDD	Golf GTI Mk V - Team Hard	2:04.446	4	4	24.765	12.425	70.39

\* Car 77 - Please fit a working transponder

\* Car 18 - Please charge transponder - low battery

\* Car 99 - Lap time(s) disallowed for exceeding track limits

Weather / Track : Cloudy / Dry

These results are provisional until the conclusion of any judicial and technical matters.

Brands Hatch GP

Circuit Length = 2.4332 miles

Start: 13:28 Flag 13:48 End: 13:50

Clerk Of Course :	Timekeeper :
-------------------	--------------

# Miltek Sport Volkswagen Racing Cup

## QUALIFYING - RACE 4 - ROUND 11 - SECTOR ANALYSIS

SECTOR 1 = FL to I1, SECTOR 2 = I1 to I2, SECTOR 3 = I2 to FL, DIFF = Difference To Personal Best Lap

P1		6		David SUTTON		Scirocco R - Slidesports				
LAP		SECTOR 1	SECTOR 2	SECTOR 3	LAP TIME	MPH	DIFF	TIME OF DAY		
1 -	OUTLAP	79.0	51.502	69.3	26.818	110.3	1:59.428	73.34	19.747	13:30:37.231
2 -		33.799	90.4	47.234	84.4	28.284	1:49.317	80.13	9.636	13:32:26.548
3 -		32.226	93.7	45.685	87.1	24.457	1:42.368	85.57	2.687	13:34:08.916
4 -		31.310	93.8	44.820	84.0	24.123	1:40.253 (2)	87.37	0.572	13:35:49.169
5 -		31.301	92.6	44.990	90.3	<b>23.985</b>	1:40.276 (3)	87.35	0.595	13:37:29.445
6 -		36.699	83.0	49.351	91.1	24.332	1:50.382	79.35	10.701	13:39:19.827
7 -		31.298	<b>94.2</b>	46.194	89.5	25.956	<b>116.9</b>	84.67	3.767	13:41:03.275
8 -		31.331	94.1	44.476	<b>92.1</b>	IN PIT	2:44.173 P	53.35	1:04.492	13:43:47.448
9 -	OUTLAP	52.3	56.445	77.9	IN PIT		2:50.405 P	51.40	1:10.724	13:46:37.853
10 -	OUTLAP	93.4	44.602	91.4	24.062	116.3	1:42.617	85.36	2.936	13:48:20.470
11 -		<b>31.265</b>	93.7	<b>44.380</b>	90.9	24.036	<b>116.9</b>	<b>1:39.681 (1)</b>	<b>87.87</b>	<b>13:50:00.151</b>

P2		22		Howard FULLER		Golf GTI Mk V - Team Hard				
LAP		SECTOR 1	SECTOR 2	SECTOR 3	LAP TIME	MPH	DIFF	TIME OF DAY		
1 -	OUTLAP	48.8	1:02.968	64.3	30.729	78.1	2:23.347	61.10	43.437	13:31:43.849
2 -		39.209	75.1	49.079	81.9	25.544	1:53.832	76.95	13.922	13:33:37.681
3 -		32.453	88.3	46.357	83.6	24.878	1:43.688	84.48	3.778	13:35:21.369
4 -		31.872	90.0	45.499	87.8	24.419	1:41.790	86.05	1.880	13:37:03.159
5 -		31.858	90.9	45.057	<b>89.4</b>	24.407	1:41.322 (3)	86.45	1.412	13:38:44.481
6 -		33.655	91.5	45.848	84.7	24.483	1:43.986	84.24	4.076	13:40:28.467
7 -		31.429	90.9	45.606	86.1	24.130	1:41.165 (2)	86.58	1.255	13:42:09.632
8 -		34.066	65.7	48.281	69.2	27.822	1:50.169	79.51	10.259	13:43:59.801
9 -		<b>31.399</b>	<b>91.6</b>	<b>44.625</b>	88.8	<b>23.886</b>	<b>114.3</b>	<b>1:39.910 (1)</b>	<b>87.67</b>	<b>13:45:39.711</b>

P3		99		Jack WALKER-TULLY		Scirocco R - Cooke & Mason					
LAP		SECTOR 1	SECTOR 2	SECTOR 3	LAP TIME	MPH	DIFF	TIME OF DAY			
1 -	OUTLAP	79.2	54.168	68.2	27.476	109.4	2:01.521	72.08	21.519	13:30:57.374	
2 -		34.178	86.4	48.226	79.5	25.240	1:47.644	81.37	7.642	13:32:45.018	
3 -		32.454	90.5	46.583	84.0	24.706	1:43.743	84.43	3.741	13:34:28.761	
4 -		31.976	91.1	46.163	81.7	25.103	1:43.242	84.84	3.240	13:36:12.003	
5 -		31.936	90.5	45.297	<b>88.6</b>	24.717	1:41.950 (3)	85.92	1.948	13:37:53.953	
6 -		33.738	89.2	49.202	83.1	24.828	1:47.768	81.28	7.766	13:39:41.721	
7 -		31.804	93.7	44.666	87.9	24.043	1:40.513 D	87.15	0.511	13:41:22.234	
8 -		31.492	<b>94.3</b>	44.928	87.6	24.215	1:40.635 (2)	87.04	0.633	13:43:02.869	
9 -		31.387	92.5	<b>44.593</b>	87.7	<b>24.022</b>	<b>113.9</b>	<b>1:40.002 (1)</b>	<b>87.59</b>	<b>13:44:42.871</b>	
10 -		<b>31.367</b>	90.0	49.977	74.1	24.797	<b>115.9</b>	1:46.141	82.53	6.139	13:46:29.012
11 -		32.619	74.6	52.013	84.2	24.312	1:48.944	80.40	8.942	13:48:17.956	

P4		13		Joe FULBROOK		Golf GTI Mk V - AWM Warranty Direct					
LAP		SECTOR 1	SECTOR 2	SECTOR 3	LAP TIME	MPH	DIFF	TIME OF DAY			
1 -	OUTLAP	79.1	47.892	80.3	25.851	112.2	1:52.878	77.60	12.684	13:30:25.730	
2 -		32.878	90.0	47.112	82.4	25.212	1:45.202	83.26	5.008	13:32:10.932	
3 -		31.962	90.4	45.160	89.1	25.262	1:42.384	85.55	2.190	13:33:53.316	
4 -		31.630	91.0	44.682	92.3	24.442	1:40.754	86.94	0.560	13:35:34.070	
5 -		31.487	90.9	44.637	92.0	24.501	1:40.625	87.05	0.431	13:37:14.695	
6 -		31.508	91.0	44.996	91.5	24.427	1:40.931	86.79	0.737	13:38:55.626	
7 -		31.452	<b>91.4</b>	44.545	92.0	<b>24.274</b>	114.1	1:40.271 (3)	87.36	0.077	13:40:35.897
8 -		31.533	89.9	45.419	91.9	24.396	1:41.348	86.43	1.154	13:42:17.245	
9 -		31.512	90.9	44.715	91.3	24.501	1:40.728	86.96	0.534	13:43:57.973	
10 -		<b>31.442</b>	91.1	<b>44.399</b>	92.1	24.353	114.5	<b>1:40.194 (1)</b>	<b>87.42</b>	<b>13:45:38.167</b>	
11 -		34.361	78.9	52.917	71.6	25.415	<b>115.1</b>	1:52.693	77.73	12.499	13:47:30.860
12 -		31.496	91.0	44.436	<b>93.3</b>	24.300	<b>115.1</b>	1:40.232 (2)	87.39	0.038	13:49:11.092

P5		27		Stefan Di RESTA		Scirocco R - JWB Motorsport				
LAP		SECTOR 1	SECTOR 2	SECTOR 3	LAP TIME	MPH	DIFF	TIME OF DAY		
1 -	OUTLAP	88.7	47.931	79.2	25.181	109.2	1:52.593	77.80	12.386	13:31:50.485
2 -		33.594	88.5	46.581	85.4	24.876	1:45.051	83.38	4.844	13:33:35.536
3 -		31.895	<b>91.5</b>	45.238	87.7	24.280	1:41.413	86.37	1.206	13:35:16.949

Weather / Track : Cloudy / Dry

Brands Hatch GP

Circuit Length = 2.4332 miles

Start: 13:28 Flag 13:48 End: 13:50

# Miltek Sport Volkswagen Racing Cup

## QUALIFYING - RACE 4 - ROUND 11 - SECTOR ANALYSIS

SECTOR 1 = FL to I1, SECTOR 2 = I1 to I2, SECTOR 3 = I2 to FL, DIFF = Difference To Personal Best Lap

4 -	32.304	89.4	44.997	89.0	25.130	110.5	1:42.431	85.51	2.224	13:36:59.380
5 -	31.867	89.3	45.406	87.3	24.438	111.1	1:41.711	86.12	1.504	13:38:41.091
6 -	<b>31.543</b>	91.4	44.748	89.1	24.067	111.1	1:40.358 (2)	87.28	0.151	13:40:21.449
7 -	31.683	91.1	44.767	85.2	24.895	109.2	1:41.345	86.43	1.138	13:42:02.794
8 -	32.842	89.8	46.694	82.9	24.812	110.1	1:44.348	83.94	4.141	13:43:47.142
9 -	31.638	91.3	<b>44.537</b>	88.7	<b>24.032</b>	111.1	<b>1:40.207 (1)</b>	<b>87.41</b>		<b>13:45:27.349</b>
10 -	31.690	91.3	44.818	88.7	24.486	110.3	1:40.994	86.73	0.787	13:47:08.343
11 -	31.648	91.1	44.564	<b>89.2</b>	24.196	<b>111.4</b>	1:40.408 (3)	87.24	0.201	13:48:48.751

P6		8		Aaron MASON		Scirocco R - AWM Warranty Direct				
LAP	SECTOR 1	SECTOR 2	SECTOR 3	LAP TIME	MPH	DIFF	TIME OF DAY			
1 -	OUTLAP	83.0	48.151	82.3	25.554	110.5	1:52.806	77.65	12.540	13:30:24.469
2 -	33.422	89.8	46.561	83.8	24.770	110.9	1:44.753	83.62	4.487	13:32:09.222
3 -	32.054	92.5	45.170	89.5	24.458	111.6	1:41.682	86.14	1.416	13:33:50.904
4 -	31.623	90.5	44.506	91.6	24.137	113.3	<b>1:40.266 (1)</b>	<b>87.36</b>		<b>13:35:31.170</b>
5 -	31.621	91.3	44.911	<b>92.3</b>	24.248	112.5	1:40.780	86.92	0.514	13:37:11.950
6 -	31.561	92.0	44.754	90.0	24.068	112.9	1:40.383 (3)	87.26	0.117	13:38:52.333
7 -	32.133	88.3	48.506	90.3	24.255	112.9	1:44.894	83.51	4.628	13:40:37.227
8 -	31.897	89.0	44.686	89.3	24.168	112.7	1:40.751	86.94	0.485	13:42:17.978
9 -	31.812	92.4	44.498	90.1	<b>24.006</b>	<b>114.9</b>	1:40.316 (2)	87.32	0.050	13:43:58.294
10 -	<b>31.550</b>	<b>92.6</b>	44.788	89.0	24.270	110.9	1:40.608	87.06	0.342	13:45:38.902
11 -	36.355	82.4	56.231	73.1	29.777	112.0	2:02.363	71.58	22.097	13:47:41.265
12 -	31.958	90.4	<b>44.443</b>	88.5	24.459	111.6	1:40.860	86.85	0.594	13:49:22.125

P7		37		James GREENWAY		Scirocco R - AWM Warranty Direct				
LAP	SECTOR 1	SECTOR 2	SECTOR 3	LAP TIME	MPH	DIFF	TIME OF DAY			
1 -	OUTLAP	74.8	48.861	76.0	26.593	109.8	1:54.538	76.47	13.994	13:30:41.930
2 -	33.470	86.9	49.112	80.4	28.899	113.5	1:51.481	78.57	10.937	13:32:33.411
3 -	31.942	90.9	45.199	86.4	24.368	113.5	1:41.509	86.29	0.965	13:34:14.920
4 -	31.492	91.9	44.863	89.7	24.189	<b>114.5</b>	<b>1:40.544 (1)</b>	<b>87.12</b>		<b>13:35:55.464</b>
5 -	31.923	90.5	45.055	87.7	24.970	113.9	1:41.948	85.92	1.404	13:37:37.412
6 -	31.557	<b>92.0</b>	44.914	91.8	<b>24.181</b>	112.5	1:40.652 (2)	87.03	0.108	13:39:18.064
7 -	<b>31.397</b>	<b>92.0</b>	46.935	90.5	25.508	113.5	1:43.840	84.35	3.296	13:41:01.904
8 -	31.646	91.9	46.316	90.5	24.638	114.1	1:42.600	85.37	2.056	13:42:44.504
9 -	31.541	91.0	44.984	89.9	24.306	113.7	1:40.831	86.87	0.287	13:44:25.335
10 -	31.761	91.4	44.705	<b>93.3</b>	24.273	114.1	1:40.739	86.95	0.195	13:46:06.074
11 -	31.835	90.5	46.409	84.2	30.071	113.9	1:48.315	80.87	7.771	13:47:54.389
12 -	31.634	91.0	<b>44.546</b>	<b>93.3</b>	24.506	113.7	1:40.686 (3)	87.00	0.142	13:49:35.075

P8		16		James WALKER		Golf GTI Mk VI - Milltek Sport				
LAP	SECTOR 1	SECTOR 2	SECTOR 3	LAP TIME	MPH	DIFF	TIME OF DAY			
1 -	OUTLAP	82.0	50.910	72.8	26.358	110.1	1:57.124	74.79	16.544	13:31:08.691
2 -	34.568	84.2	46.809	82.7	24.833	112.9	1:46.210	82.47	5.630	13:32:54.901
3 -	32.194	88.1	45.610	87.4	24.478	114.5	1:42.282	85.64	1.702	13:34:37.183
4 -	31.659	86.9	45.060	86.9	24.195	114.7	1:40.914 (3)	86.80	0.334	13:36:18.097
5 -	31.809	87.2	44.931	87.1	24.525	112.4	1:41.265	86.50	0.685	13:37:59.362
6 -	31.584	87.9	45.251	83.9	25.226	113.3	1:42.061	85.82	1.481	13:39:41.423
7 -	31.550	87.8	45.631	86.8	<b>24.033</b>	<b>115.3</b>	1:41.214	86.54	0.634	13:41:22.637
8 -	<b>31.440</b>	88.1	45.249	88.6	24.145	<b>115.3</b>	1:40.834 (2)	86.87	0.254	13:43:03.471
9 -	31.835	86.1	<b>44.659</b>	<b>90.5</b>	24.086	114.1	<b>1:40.580 (1)</b>	<b>87.09</b>		<b>13:44:44.051</b>
10 -	31.992	84.9	47.541	85.9	24.517	114.1	1:44.050	84.18	3.470	13:46:28.101
11 -	31.679	<b>88.6</b>	45.287	84.5	24.792	112.7	1:41.758	86.08	1.178	13:48:09.859
12 -	31.751	86.8	44.934	88.8	24.278	113.7	1:40.963	86.76	0.383	13:49:50.822

P9		14		Josh CAYGILL		Scirocco R - AWM Warranty Direct				
LAP	SECTOR 1	SECTOR 2	SECTOR 3	LAP TIME	MPH	DIFF	TIME OF DAY			
1 -	OUTLAP	63.3	55.296	73.5	28.463	108.7	2:06.175	69.42	25.479	13:30:54.644
2 -	47.944	66.9	51.547	79.6	26.624	110.0	2:06.115	69.45	25.419	13:33:00.759
3 -	32.213	91.0	46.197	88.1	24.648	111.1	1:43.058	84.99	2.362	13:34:43.817
4 -	31.731	90.8	46.202	88.3	25.016	111.1	1:42.949	85.08	2.253	13:36:26.766
5 -	31.602	91.0	46.285	90.1	24.319	111.1	1:42.206	85.70	1.510	13:38:08.972

Weather / Track : Cloudy / Dry

Brands Hatch GP

Circuit Length = 2.4332 miles

Start: 13:28 Flag 13:48 End: 13:50

# Miltek Sport Volkswagen Racing Cup

## QUALIFYING - RACE 4 - ROUND 11 - SECTOR ANALYSIS

SECTOR 1 = FL to I1, SECTOR 2 = I1 to I2, SECTOR 3 = I2 to FL, DIFF = Difference To Personal Best Lap

6 -	31.583	91.0	45.170	92.3	<b>24.267</b>	<b>112.7</b>	1:41.020 (3)	86.71	0.324	13:39:49.992
7 -	31.430	<b>92.1</b>	45.086	85.2	24.677	111.8	1:41.193	86.56	0.497	13:41:31.185
8 -	32.786	89.5	45.333	91.4	24.449	112.0	1:42.568	85.40	1.872	13:43:13.753
9 -	31.527	90.9	45.006	<b>93.0</b>	24.608	112.5	1:41.141	86.61	0.445	13:44:54.894
10 -	<b>31.362</b>	91.0	45.184	88.4	24.689	110.5	1:41.235	86.52	0.539	13:46:36.129
11 -	31.691	90.8	44.864	92.5	24.410	111.2	1:40.965 (2)	86.76	0.269	13:48:17.094
<b>12 -</b>	31.491	90.8	<b>44.702</b>	90.5	24.503	112.4	<b>1:40.696 (1)</b>	<b>86.99</b>		<b>13:49:57.790</b>

P10 33		Lucas ORROCK		Scirocco R - KPM Racing							
LAP	SECTOR 1	SECTOR 2	SECTOR 3	LAP TIME	MPH	DIFF	TIME OF DAY				
1 -	OUTLAP	80.4	49.500	82.2	26.024	111.6	1:55.181	76.05	14.224	13:30:30.520	
2 -	32.450	90.8	46.428	89.5	24.539	113.9	1:43.417	84.70	2.460	13:32:13.937	
3 -	31.730	91.5	45.398	89.5	24.656	113.7	1:41.784	86.06	0.827	13:33:55.721	
4 -	32.258	91.3	45.315	91.3	24.212	113.9	1:41.785	86.06	0.828	13:35:37.506	
5 -	31.541	91.0	45.258	91.1	24.401	114.5	1:41.200	86.55	0.243	13:37:18.706	
<b>6 -</b>	<b>31.529</b>	91.0	45.185	91.0	24.243	114.7	<b>1:40.957 (1)</b>	<b>86.76</b>		<b>13:38:59.663</b>	
7 -	31.780	92.0	45.622	87.6	24.935	113.9	1:42.337	85.59	1.380	13:40:42.000	
8 -	31.682	91.4	<b>45.036</b>	<b>92.0</b>	24.283	114.5	1:41.001 (3)	86.73	0.044	13:42:23.001	
9 -	31.540	90.9	45.338	87.2	24.309	113.7	1:41.187	86.57	0.230	13:44:04.188	
10 -	31.617	<b>92.4</b>	45.160	87.6	24.212	113.9	1:40.989 (2)	86.74	0.032	13:45:45.177	
11 -	31.781	91.0	45.336	91.5	<b>24.151</b>	<b>114.9</b>	1:41.268	86.50	0.311	13:47:26.445	
12 -	31.587	90.6	45.700	91.6	24.297	114.1	1:41.584	86.23	0.627	13:49:08.029	

P11 47		Tom BARLEY		Golf GTI Mk V - Team Hard							
LAP	SECTOR 1	SECTOR 2	SECTOR 3	LAP TIME	MPH	DIFF	TIME OF DAY				
1 -	OUTLAP	78.7	53.508	61.6	26.980	109.8	2:01.343	72.19	20.284	13:31:01.155	
2 -	33.155	91.0	46.965	79.4	24.980	110.7	1:45.100	83.34	4.041	13:32:46.255	
3 -	34.307	83.2	46.923	85.1	24.723	111.8	1:45.953	82.67	4.894	13:34:32.208	
4 -	32.521	91.6	45.444	87.4	24.639	111.1	1:42.604	85.37	1.545	13:36:14.812	
5 -	32.005	92.1	45.980	87.3	24.466	111.1	1:42.451	85.50	1.392	13:37:57.263	
6 -	31.973	<b>92.3</b>	46.067	85.7	24.877	110.0	1:42.917	85.11	1.858	13:39:40.180	
7 -	32.013	91.3	45.016	89.0	<b>24.287</b>	112.2	1:41.316	86.46	0.257	13:41:21.496	
8 -	32.007	91.6	46.443	<b>89.5</b>	24.293	<b>113.1</b>	1:42.743	85.25	1.684	13:43:04.239	
9 -	31.891	91.8	<b>44.884</b>	87.3	24.406	111.8	1:41.181 (2)	86.57	0.122	13:44:45.420	
10 -	<b>31.745</b>	91.9	45.113	88.8	24.366	109.2	1:41.224 (3)	86.53	0.165	13:46:26.644	
11 -	31.853	91.8	46.339	83.5	25.569	112.5	1:43.761	84.42	2.702	13:48:10.405	
<b>12 -</b>	31.755	91.1	44.938	87.0	24.366	112.2	<b>1:41.059 (1)</b>	<b>86.68</b>		<b>13:49:51.464</b>	

P12 5		Philip HOUSE		Scirocco R - PH Motorsport							
LAP	SECTOR 1	SECTOR 2	SECTOR 3	LAP TIME	MPH	DIFF	TIME OF DAY				
1 -	OUTLAP	83.0	51.719	67.9	26.044	110.9	1:58.310	74.04	17.115	13:31:06.100	
2 -	33.264	89.0	49.516	81.8	24.905	111.2	1:47.685	81.34	6.490	13:32:53.785	
3 -	31.792	88.1	46.043	88.7	25.227	111.1	1:43.062	84.99	1.867	13:34:36.847	
4 -	32.703	67.6	48.029	83.4	24.846	110.1	1:45.578	82.97	4.383	13:36:22.425	
5 -	31.891	89.2	45.797	88.1	24.614	109.6	1:42.302 (3)	85.62	1.107	13:38:04.727	
6 -	<b>31.636</b>	88.8	45.605	86.3	24.915	110.0	1:42.156 (2)	85.74	0.961	13:39:46.883	
7 -	32.052	85.7	46.945	79.7	30.644	93.3	1:49.641	79.89	8.446	13:41:36.524	
8 -	35.643	<b>92.9</b>	46.262	82.5	25.128	<b>113.7</b>	1:47.033	81.84	5.838	13:43:23.557	
<b>9 -</b>	31.687	89.2	<b>44.964</b>	<b>89.3</b>	<b>24.544</b>	112.7	<b>1:41.195 (1)</b>	<b>86.56</b>		<b>13:45:04.752</b>	
10 -	32.190	88.5	51.374	69.5	26.520	97.9	1:50.084	79.57	8.889	13:46:54.836	
11 -	37.248	72.3	53.638	85.7	24.767	89.4	1:55.653	75.74	14.458	13:48:50.489	

P13 77		George WHITE		Scirocco R - KPM Racing							
LAP	SECTOR 1	SECTOR 2	SECTOR 3	LAP TIME	MPH	DIFF	TIME OF DAY				
1 -							1:44.948	83.46	3.713	13:32:24.491	
2 -							1:42.747	85.25	1.512	13:34:07.238	
3 -							1:42.910	85.12	1.675	13:35:50.148	
4 -							1:41.300 (2)	86.47	0.065	13:37:31.448	
5 -							1:41.630	86.19	0.395	13:39:13.078	
<b>6 -</b>							<b>1:41.235 (1)</b>	<b>86.52</b>		<b>13:40:54.313</b>	
7 -							1:41.462 (3)	86.33	0.227	13:42:35.775	

Weather / Track : Cloudy / Dry

Brands Hatch GP

Circuit Length = 2.4332 miles

Start: 13:28 Flag 13:48 End: 13:50

# Miltek Sport Volkswagen Racing Cup

## QUALIFYING - RACE 4 - ROUND 11 - SECTOR ANALYSIS

SECTOR 1 = FL to I1, SECTOR 2 = I1 to I2, SECTOR 3 = I2 to FL, DIFF = Difference To Personal Best Lap

8 -							1:41.578	86.23	0.343	13:44:17.353
9 -							1:43.725	84.45	2.490	13:46:01.078
10 -							1:43.327	84.77	2.092	13:47:44.405
11 -							1:41.753	86.08	0.518	13:49:26.158

P14 50		Darrelle WILSON					Golf GTI - Team Hard				
LAP		SECTOR 1		SECTOR 2		SECTOR 3		LAP TIME	MPH	DIFF	TIME OF DAY
1 -	OUTLAP	67.1	58.078	64.6	30.299	83.9	2:11.845	66.44	30.529	13:31:44.141	
2 -	40.049	76.3	48.700	86.0	25.071	107.2	1:53.820	76.96	12.504	13:33:37.961	
3 -	32.871	89.3	46.465	83.8	24.690	109.6	1:44.026	84.20	2.710	13:35:21.987	
4 -	32.329	91.1	45.679	86.8	<b>24.081</b>	<b>114.9</b>	1:42.089 (3)	85.80	0.773	13:37:04.076	
5 -	41.165	66.1	46.776	84.9	24.387	113.7	1:52.328	77.98	11.012	13:38:56.404	
6 -	32.699	89.5	45.642	85.7	24.513	113.3	1:42.854	85.16	1.538	13:40:39.258	
7 -	31.937	91.9	45.786	86.5	24.167	113.3	1:41.890 (2)	85.97	0.574	13:42:21.148	
8 -	32.119	91.1	45.789	86.5	24.553	112.0	1:42.461	85.49	1.145	13:44:03.609	
9 -	<b>31.790</b>	91.6	<b>45.238</b>	<b>86.9</b>	24.288	111.2	<b>1:41.316 (1)</b>	<b>86.46</b>		<b>13:45:44.925</b>	

P15 41		Sam MORGAN					Golf GTI Mk VI - KPM Racing				
LAP		SECTOR 1		SECTOR 2		SECTOR 3		LAP TIME	MPH	DIFF	TIME OF DAY
1 -	OUTLAP	81.1	54.992	68.6	27.159	111.4	2:03.019	71.20	21.444	13:30:56.485	
2 -	35.121	74.4	49.015	77.7	26.249	113.5	1:50.385	79.35	8.810	13:32:46.870	
3 -	33.415	90.1	47.745	80.2	24.873	113.7	1:46.033	82.61	4.458	13:34:32.903	
4 -	32.828	91.5	45.969	83.3	24.614	113.7	1:43.411	84.70	1.836	13:36:16.314	
5 -	32.564	90.4	46.312	84.6	24.876	113.9	1:43.752	84.43	2.177	13:38:00.066	
6 -	32.784	91.0	46.209	79.3	24.815	<b>114.9</b>	1:43.808	84.38	2.233	13:39:43.874	
7 -	32.707	92.1	45.534	82.2	24.492	114.3	1:42.733	85.26	1.158	13:41:26.607	
8 -	32.419	91.3	45.205	84.5	24.569	113.9	1:42.193 (3)	85.71	0.618	13:43:08.800	
9 -	32.185	92.3	45.765	84.0	24.485	113.9	1:42.435	85.51	0.860	13:44:51.235	
10 -	32.287	91.8	45.300	84.6	24.444	113.7	1:42.031 (2)	85.85	0.456	13:46:33.266	
11 -	<b>32.029</b>	<b>92.8</b>	<b>45.171</b>	84.3	<b>24.375</b>	113.7	<b>1:41.575 (1)</b>	<b>86.24</b>		<b>13:48:14.841</b>	
12 -	32.204	91.6	45.535	<b>85.3</b>	25.506	112.0	1:43.245	84.84	1.670	13:49:58.086	

P16 17		Tim SNAYLAM					Scirocco R - AWM Warranty Direct				
LAP		SECTOR 1		SECTOR 2		SECTOR 3		LAP TIME	MPH	DIFF	TIME OF DAY
1 -	OUTLAP	79.1	55.719	72.7	27.952		2:04.157	70.55	22.495	13:30:55.652	
2 -	34.333	86.8	48.932	80.9	24.764	115.5	1:48.029	81.08	6.367	13:32:43.681	
3 -	33.626	79.0	47.429	84.0	24.370	114.9	1:45.425	83.09	3.763	13:34:29.106	
4 -	32.175	<b>91.3</b>	46.143	81.2	24.735	111.2	1:43.053	85.00	1.391	13:36:12.159	
5 -	32.397	90.1	45.521	85.4	<b>24.010</b>		1:41.928 (2)	85.94	0.266	13:37:54.087	
6 -	<b>31.974</b>	91.0	46.927	83.7	24.273	<b>117.9</b>	1:43.174	84.90	1.512	13:39:37.261	
7 -	32.238	89.5	45.678	87.3	24.108	114.3	1:42.024 (3)	85.86	0.362	13:41:19.285	
8 -	32.057	90.4	46.153	83.5	24.203	116.7	1:42.413	85.53	0.751	13:43:01.698	
9 -	36.101	77.3	50.447	74.9	IN PIT		3:10.954 P	45.87	1:29.292	13:46:12.652	
10 -	OUTLAP	89.4	46.674	82.4	24.616	116.5	1:48.197	80.96	6.535	13:48:00.849	
11 -	32.103	89.3	<b>45.212</b>	<b>89.4</b>	24.347	114.9	<b>1:41.662 (1)</b>	<b>86.16</b>		<b>13:49:42.511</b>	

P17 4		Stewart LINES					Scirocco R - Maximum Motorsport				
LAP		SECTOR 1		SECTOR 2		SECTOR 3		LAP TIME	MPH	DIFF	TIME OF DAY
1 -	OUTLAP	83.6	49.515	77.4	25.926	112.0	1:54.974	76.18	13.307	13:30:30.934	
2 -	32.826	89.4	46.188	84.6	24.928	112.5	1:43.942	84.27	2.275	13:32:14.876	
3 -	32.037	90.8	<b>45.125</b>	86.4	24.505	113.7	<b>1:41.667 (1)</b>	<b>86.16</b>		<b>13:33:56.543</b>	
4 -	32.832	90.5	45.631	85.9	24.611	113.7	1:43.074	84.98	1.407	13:35:39.617	
5 -	31.747	90.5	45.426	86.1	24.631	<b>113.9</b>	1:41.804 (3)	86.04	0.137	13:37:21.421	
6 -	31.921	90.0	45.356	88.4	24.582	112.9	1:41.859	85.99	0.192	13:39:03.280	
7 -	31.880	89.2	45.302	<b>89.5</b>	<b>24.504</b>	113.3	1:41.686 (2)	86.14	0.019	13:40:44.966	
8 -	<b>31.666</b>	<b>91.1</b>	48.700	80.2	25.086	112.2	1:45.452	83.06	3.785	13:42:30.418	
9 -	32.048	89.1	45.456	88.7	24.545	113.1	1:42.049	85.83	0.382	13:44:12.467	
10 -	31.904	89.7	45.978	79.7	25.549	112.4	1:43.431	84.69	1.764	13:45:55.898	
11 -	32.091	89.5	45.399	86.8	24.787	112.9	1:42.277	85.64	0.610	13:47:38.175	
12 -	32.183	89.8	45.460	86.3	24.675	113.1	1:42.318	85.61	0.651	13:49:20.493	

Weather / Track : Cloudy / Dry

# Miltek Sport Volkswagen Racing Cup

## QUALIFYING - RACE 4 - ROUND 11 - SECTOR ANALYSIS

SECTOR 1 = FL to I1, SECTOR 2 = I1 to I2, SECTOR 3 = I2 to FL, DIFF = Difference To Personal Best Lap

P18		7		Joe MCMILLAN		Scirocco R - Cobra Engineering				
LAP		SECTOR 1	SECTOR 2	SECTOR 3	LAP TIME	MPH	DIFF	TIME OF DAY		
1 -	OUTLAP	83.6	49.567	82.2	25.998	110.0	1:54.218	76.69	12.170	13:30:23.745
2 -	33.449	87.9	48.247	83.4	25.866	111.1	1:47.562	81.43	5.514	13:32:11.307
3 -	32.652	89.8	46.538	87.8	25.264	109.2	1:44.454	83.86	2.406	13:33:55.761
4 -	33.174	89.4	46.694	86.1	25.047	112.0	1:44.915	83.49	2.867	13:35:40.676
5 -	32.602	88.8	45.810	88.3	24.824	111.1	1:43.236	84.85	1.188	13:37:23.912
6 -	32.379	89.9	45.663	88.3	24.703	112.0	1:42.745	85.25	0.697	13:39:06.657
7 -	32.211	90.4	45.591	89.0	24.760	111.1	1:42.562	85.41	0.514	13:40:49.219
8 -	32.371	89.3	45.480	88.1	24.680	112.7	1:42.531 (3)	85.43	0.483	13:42:31.750
9 -	32.747	88.1	46.238	<b>89.7</b>	24.738	111.4	1:43.723	84.45	1.675	13:44:15.473
10 -	32.272	90.1	45.319	88.6	24.781	112.4	1:42.372 (2)	85.56	0.324	13:45:57.845
11 -	<b>32.095</b>	90.5	45.319	88.0	<b>24.634</b>	112.4	<b>1:42.048 (1)</b>	<b>85.84</b>		<b>13:47:39.893</b>
12 -	32.102	<b>90.6</b>	<b>45.315</b>	88.4	25.117	<b>112.9</b>	1:42.534	85.43	0.486	13:49:22.427

P19		31		Paul DEHADRAY		Scirocco R - JWB Motorsport				
LAP		SECTOR 1	SECTOR 2	SECTOR 3	LAP TIME	MPH	DIFF	TIME OF DAY		
1 -	OUTLAP	83.6	50.329	77.2	25.874	113.5	1:55.015	76.16	12.748	13:31:09.118
2 -	34.900	82.1	48.315	78.4	25.214	114.5	1:48.429	80.78	6.162	13:32:57.547
3 -	32.837	90.8	46.850	83.8	25.075	<b>115.5</b>	1:44.762	83.61	2.495	13:34:42.309
4 -	32.538	91.0	46.862	83.1	25.538	114.5	1:44.938	83.47	2.671	13:36:27.247
5 -	32.419	89.8	46.489	86.9	24.602	113.7	1:43.510	84.62	1.243	13:38:10.757
6 -	<b>31.926</b>	<b>91.5</b>	46.221	88.0	24.712	114.1	1:42.859 (3)	85.16	0.592	13:39:53.616
7 -	32.084	90.5	48.241	78.6	27.880	113.7	1:48.205	80.95	5.938	13:41:41.821
8 -	32.388	90.4	46.128	85.2	24.762	114.7	1:43.278	84.81	1.011	13:43:25.099
9 -	32.044	89.7	45.815	87.8	24.719	114.9	1:42.578 (2)	85.39	0.311	13:45:07.677
10 -	32.046	90.3	<b>45.668</b>	<b>88.8</b>	<b>24.553</b>	114.7	<b>1:42.267 (1)</b>	<b>85.65</b>		<b>13:46:49.944</b>
11 -	32.149	90.5	46.703	82.5	24.998	110.9	1:43.850	84.35	1.583	13:48:33.794

P20		98		Chris KNOX		Golf GTI Mk VI - THM Racing				
LAP		SECTOR 1	SECTOR 2	SECTOR 3	LAP TIME	MPH	DIFF	TIME OF DAY		
1 -	OUTLAP	71.8	55.785	69.5	28.905	94.2	2:06.284	69.36	23.542	13:31:40.587
2 -	36.559	78.3	51.332	80.8	27.371	97.8	1:55.262	75.99	12.520	13:33:35.849
3 -	35.213	78.9	50.388	80.6	IN PIT		5:04.540 P	28.76	3:21.798	13:38:40.389
4 -	OUTLAP	84.5	49.428	84.3	26.027	111.1	1:56.410	75.24	13.668	13:40:36.799
5 -	32.987	89.2	46.440	89.2	<b>24.363</b>	<b>112.7</b>	1:43.790	84.39	1.048	13:42:20.589
6 -	32.114	<b>90.0</b>	46.744	82.2	27.106	112.4	1:45.964	82.66	3.222	13:44:06.553
7 -	<b>31.929</b>	<b>90.0</b>	45.929	<b>90.1</b>	25.003	112.2	1:42.861 (3)	85.16	0.119	13:45:49.414
8 -	32.581	88.1	<b>45.756</b>	<b>90.1</b>	24.514	112.2	1:42.851 (2)	85.17	0.109	13:47:32.265
9 -	32.187	<b>90.0</b>	45.785	87.9	24.770	100.0	<b>1:42.742 (1)</b>	<b>85.26</b>		<b>13:49:15.007</b>

P21		9		David FAIRBROTHER		Scirocco R - Slidesports				
LAP		SECTOR 1	SECTOR 2	SECTOR 3	LAP TIME	MPH	DIFF	TIME OF DAY		
1 -	OUTLAP	88.6	50.400	70.1	26.272	116.1	1:55.508	75.83	12.731	13:31:10.494
2 -	34.556	86.2	50.004	73.1	26.057	115.7	1:50.617	79.19	7.840	13:33:01.111
3 -	32.653	93.2	46.431	81.4	24.903	<b>117.3</b>	1:43.987	84.23	1.210	13:34:45.098
4 -	32.391	<b>94.1</b>	46.527	81.3	24.610	116.9	1:43.528	84.61	0.751	13:36:28.626
5 -	<b>31.861</b>	93.9	46.493	83.2	<b>24.433</b>	116.5	1:42.787 (2)	85.22	0.010	13:38:11.413
6 -	31.936	93.3	45.840	82.5	25.028	115.9	1:42.804 (3)	85.20	0.027	13:39:54.217
7 -	31.877	<b>94.1</b>	46.256	<b>84.4</b>	IN PIT		2:35.394 P	56.37	52.617	13:42:29.611
8 -	OUTLAP	92.4	46.541	81.5	24.900	116.1	1:47.381	81.57	4.604	13:44:16.992
9 -	32.059	93.4	<b>45.820</b>	82.4	25.907	115.3	1:43.786	84.40	1.009	13:46:00.778
10 -	38.099	89.7	46.255	82.1	25.167	115.5	1:49.521	79.98	6.744	13:47:50.299
11 -	32.187	93.5	45.961	79.8	24.629	116.3	<b>1:42.777 (1)</b>	<b>85.23</b>		<b>13:49:33.076</b>

P22		20		Graham EWING		Golf GTI Mk V - Team Hard				
LAP		SECTOR 1	SECTOR 2	SECTOR 3	LAP TIME	MPH	DIFF	TIME OF DAY		
1 -	OUTLAP	79.7	55.739	60.7	27.502	109.1	2:03.444	70.96	19.566	13:31:02.210
2 -	33.575	88.3	47.502	81.6	25.334	110.5	1:46.411	82.32	2.533	13:32:48.621
3 -	32.881	88.7	46.905	79.6	25.245	110.9	1:45.031	83.40	1.153	13:34:33.652

Weather / Track : Cloudy / Dry

Brands Hatch GP

Circuit Length = 2.4332 miles

Start: 13:28 Flag 13:48 End: 13:50



# Miltek Sport Volkswagen Racing Cup

## QUALIFYING - RACE 4 - ROUND 11 - SECTOR ANALYSIS

SECTOR 1 = FL to I1, SECTOR 2 = I1 to I2, SECTOR 3 = I2 to FL, DIFF = Difference To Personal Best Lap

4 -	32.868	90.3	46.216	85.2	24.966	110.1	1:44.050 (2)	84.18	0.172	13:36:17.702
5 -	33.077	89.7	<b>45.997</b>	86.3	24.804	112.2	<b>1:43.878 (1)</b>	<b>84.32</b>		<b>13:38:01.580</b>
6 -	<b>32.588</b>	90.5	47.184	72.8	25.342	111.2	1:45.114	83.33	1.236	13:39:46.694
7 -	32.911	89.5	46.684	82.1	<b>24.709</b>	110.7	1:44.304	83.98	0.426	13:41:30.998
8 -	33.555	89.0	46.116	86.0	25.032	110.9	1:44.703	83.66	0.825	13:43:15.701
9 -	32.725	89.0	50.220	59.3	25.713	110.3	1:48.658	80.61	4.780	13:45:04.359
10 -	32.998	<b>90.6</b>	46.417	<b>87.4</b>	24.787	111.6	1:44.202	84.06	0.324	13:46:48.561
11 -	32.693	90.1	46.727	82.2	24.749	<b>113.1</b>	1:44.169 (3)	84.09	0.291	13:48:32.730

P23	51	Simon ANDREWS		Golf GTI Mk V - AWM Warranty Direct						
LAP	SECTOR 1	SECTOR 2	SECTOR 3	LAP TIME	MPH	DIFF	TIME OF DAY			
1 -	OUTLAP	56.5	54.677	71.0	29.153	106.0	2:07.217	68.85	23.139	13:31:35.092
2 -	36.424	82.0	50.354	72.5	26.343	110.7	1:53.121	77.43	9.043	13:33:28.213
3 -	34.000	89.7	47.583	80.5	25.642	111.6	1:47.225	81.69	3.147	13:35:15.438
4 -	34.610	88.7	47.354	79.7	25.591	107.2	1:47.555	81.44	3.477	13:37:02.993
5 -	37.958	73.1	48.825	81.8	25.898	99.4	1:52.681	77.74	8.603	13:38:55.674
6 -	34.311	90.3	46.754	85.5	26.326	113.9	1:47.391	81.56	3.313	13:40:43.065
7 -	33.205	89.8	49.540	78.3	25.319	<b>114.5</b>	1:48.064	81.06	3.986	13:42:31.129
8 -	33.110	86.4	49.520	84.9	<b>25.086</b>	113.7	1:47.716	81.32	3.638	13:44:18.845
9 -	<b>32.849</b>	<b>92.1</b>	<b>46.100</b>	84.2	25.129	113.5	<b>1:44.078 (1)</b>	<b>84.16</b>		<b>13:46:02.923</b>
10 -	32.961	90.4	46.621	<b>89.0</b>	25.227	113.7	1:44.809 (3)	83.57	0.731	13:47:47.732
11 -	32.977	91.1	46.504	83.6	25.250	112.7	1:44.731 (2)	83.64	0.653	13:49:32.463

P24	23	Kieran GALLAGHER		Golf GTI Mk V - Team Hard						
LAP	SECTOR 1	SECTOR 2	SECTOR 3	LAP TIME	MPH	DIFF	TIME OF DAY			
1 -	OUTLAP	82.1	53.292	63.5	27.372	105.3	2:01.803	71.91	17.440	13:31:03.452
2 -	33.926	84.5	48.497	80.0	25.916	105.6	1:48.339	80.85	3.976	13:32:51.791
3 -	33.614	84.8	47.909	84.8	25.962	104.3	1:47.485	81.49	3.122	13:34:39.276
4 -	33.306	85.4	47.392	83.2	25.819	105.3	1:46.517	82.23	2.154	13:36:25.793
5 -	33.291	85.8	47.381	84.5	25.781	<b>106.8</b>	1:46.453	82.28	2.090	13:38:12.246
6 -	32.599	<b>86.3</b>	46.493	85.4	<b>25.390</b>	106.6	1:44.482 (2)	83.84	0.119	13:39:56.728
7 -	32.645	85.0	46.611	79.7	27.065	105.6	1:46.321	82.39	1.958	13:41:43.049
8 -	32.655	85.3	46.827	<b>85.9</b>	25.392	106.6	1:44.874	83.52	0.511	13:43:27.923
9 -	<b>32.552</b>	84.6	46.801	83.9	25.683	105.5	1:45.036	83.39	0.673	13:45:12.959
10 -	32.585	85.1	46.562	<b>85.9</b>	25.622	105.5	1:44.769 (3)	83.61	0.406	13:46:57.728
11 -	32.578	85.4	<b>46.303</b>	85.8	25.482	106.0	<b>1:44.363 (1)</b>	<b>83.93</b>		<b>13:48:42.091</b>

P25	44	Robin RILEY		Scirocco R - AWM Warranty Direct						
LAP	SECTOR 1	SECTOR 2	SECTOR 3	LAP TIME	MPH	DIFF	TIME OF DAY			
1 -	OUTLAP	77.5	56.561	68.0	29.333	96.6	2:08.482	68.17	23.964	13:30:42.357
2 -	36.912	83.5	50.325	73.8	26.968	109.1	1:54.205	76.70	9.687	13:32:36.562
3 -	34.267	89.5	48.504	80.8	25.419	106.6	1:48.190	80.96	3.672	13:34:24.752
4 -	33.647	89.9	47.727	77.4	26.086	102.2	1:47.460	81.51	2.942	13:36:12.212
5 -	33.598	90.4	47.757	81.0	25.979	101.9	1:47.334	81.61	2.816	13:37:59.546
6 -	34.066	90.6	47.475	76.5	27.065	111.2	1:48.606	80.65	4.088	13:39:48.152
7 -	32.985	79.9	47.342	<b>87.1</b>	<b>24.789</b>	<b>111.6</b>	1:45.116	83.33	0.598	13:41:33.268
8 -	33.216	90.6	<b>46.285</b>	85.2	25.465	110.3	1:44.966 (3)	83.45	0.448	13:43:18.234
9 -	32.680	<b>91.0</b>	46.768	82.3	25.768	109.1	1:45.216	83.25	0.698	13:45:03.450
10 -	<b>32.636</b>	90.4	46.358	84.6	25.539	109.4	1:44.533 (2)	83.79	0.015	13:46:47.983
11 -	32.799	90.0	46.866	83.7	24.853	110.5	<b>1:44.518 (1)</b>	<b>83.81</b>		<b>13:48:32.501</b>

P26	88	James PILE		Golf GTI Mk VI - Slidesports						
LAP	SECTOR 1	SECTOR 2	SECTOR 3	LAP TIME	MPH	DIFF	TIME OF DAY			
1 -	OUTLAP	77.5	53.324	75.7	27.835	98.6	2:03.862	70.72	18.906	13:31:06.468
2 -	37.820	65.0	52.149	79.9	26.502	108.5	1:56.471	75.21	11.515	13:33:02.939
3 -	35.328	87.7	49.395	84.6	26.345	107.8	1:51.068	78.86	6.112	13:34:54.007
4 -	34.310	86.5	48.457	82.9	25.476	109.1	1:48.243	80.92	3.287	13:36:42.250
5 -	33.866	87.0	47.486	84.6	<b>25.230</b>	108.4	1:46.582	82.18	1.626	13:38:28.832
6 -	34.889	73.8	48.176	85.3	25.395	109.4	1:48.460	80.76	3.504	13:40:17.292
7 -	33.275	87.9	46.992	84.9	25.342	<b>109.6</b>	1:45.609 (3)	82.94	0.653	13:42:02.901
8 -	33.820	88.3	47.438	83.4	25.604	108.2	1:46.862	81.97	1.906	13:43:49.763

Weather / Track : Cloudy / Dry

Brands Hatch GP

Circuit Length = 2.4332 miles

Start: 13:28 Flag 13:48 End: 13:50

# Miltek Sport Volkswagen Racing Cup

## QUALIFYING - RACE 4 - ROUND 11 - SECTOR ANALYSIS

SECTOR 1 = FL to I1, SECTOR 2 = I1 to I2, SECTOR 3 = I2 to FL, DIFF = Difference To Personal Best Lap

9 -	<b>32.951</b>	<b>88.8</b>	<b>46.578</b>	85.0	25.427	107.0	<b>1:44.956 (1)</b>	<b>83.46</b>		<b>13:45:34.719</b>
10 -	33.297	87.7	46.800	86.0	25.710	108.5	1:45.807	82.79	0.851	13:47:20.526
11 -	33.150	87.3	46.638	<b>86.3</b>	25.334	108.7	1:45.122 (2)	83.33	0.166	13:49:05.648

P27 69		Mark CLYNES		Scirocco R - JWB Motorsport							
LAP	SECTOR 1	SECTOR 2	SECTOR 3	LAP TIME	MPH	DIFF	TIME OF DAY				
1 -	OUTLAP	82.7	51.415	76.0	26.708	109.8	2:00.159	72.90	13.923	13:31:12.946	
2 -	34.339	85.4	49.640	77.5	26.262	110.9	1:50.241	79.46	4.005	13:33:03.187	
3 -	33.921	86.9	48.160	80.5	25.840	110.9	1:47.921	81.16	1.685	13:34:51.108	
4 -	33.409	85.9	48.422	78.4	25.821	111.2	1:47.652	81.37	1.416	13:36:38.760	
5 -	34.265	86.0	48.611	78.7	25.738	111.2	1:48.614	80.65	2.378	13:38:27.374	
6 -	33.498	86.0	48.110	82.8	25.638	110.9	1:47.246	81.67	1.010	13:40:14.620	
7 -	33.555	85.9	48.299	80.5	25.840	110.9	1:47.694	81.34	1.458	13:42:02.314	
8 -	33.849	86.0	<b>47.526</b>	81.6	26.224	105.8	1:47.599	81.41	1.363	13:43:49.913	
9 -	33.649	<b>87.0</b>	47.835	80.7	25.588	<b>112.5</b>	1:47.072 (3)	81.81	0.836	13:45:36.985	
10 -	<b>33.275</b>	86.9	47.592	81.6	25.369	111.8	<b>1:46.236 (1)</b>	<b>82.45</b>		<b>13:47:23.221</b>	
11 -	33.391	85.2	48.017	<b>84.9</b>	<b>25.241</b>	112.4	1:46.649 (2)	82.13	0.413	13:49:09.870	

P28 18		Craig MASON		Golf GTI Mk V - AWM Warranty Direct							
LAP	SECTOR 1	SECTOR 2	SECTOR 3	LAP TIME	MPH	DIFF	TIME OF DAY				
1 -	OUTLAP	66.0	56.522	72.0	28.717	100.7	2:07.494	68.70	19.359	13:30:57.546	
2 -	36.761	82.5	50.328	76.0	27.228	101.8	1:54.317	76.62	6.182	13:32:51.863	
3 -	35.060	85.7	48.778	<b>82.4</b>	26.265	108.7	1:50.103	79.56	1.968	13:34:41.966	
4 -	34.971	86.3	48.539	78.9	26.436	108.9	1:49.946	79.67	1.811	13:36:31.912	
5 -	52.260	68.1	49.471	76.4	27.090	93.2	2:08.821	68.00	20.686	13:38:40.733	
6 -	35.068	84.8	49.672	75.9	26.319	108.4	1:51.059	78.87	2.924	13:40:31.792	
7 -	<b>33.730</b>	86.2	48.523	71.1	<b>25.882</b>	108.5	<b>1:48.135 (1)</b>	<b>81.00</b>		<b>13:42:19.927</b>	
8 -	34.359	84.4	48.091	80.7	25.993	106.6	1:48.443 (3)	80.77	0.308	13:44:08.370	
9 -	34.200	85.9	<b>47.497</b>	79.9	26.716	106.8	1:48.413 (2)	80.80	0.278	13:45:56.783	
10 -	34.481	86.0	49.581	80.0	26.200	109.4	1:50.262	79.44	2.127	13:47:47.045	
11 -	34.566	<b>86.8</b>	48.864	66.5	26.034	<b>110.5</b>	1:49.464	80.02	1.329	13:49:36.509	

P29 55		Simon DEATON		Golf GTI Mk V - Team Hard							
LAP	SECTOR 1	SECTOR 2	SECTOR 3	LAP TIME	MPH	DIFF	TIME OF DAY				
1 -	OUTLAP	75.1	56.586	64.4	31.405	93.0	2:12.088	66.31	21.911	13:31:34.639	
2 -	37.641	80.2	52.665	68.0	27.531	106.6	1:57.837	74.33	7.660	13:33:32.476	
3 -	35.109	76.1	51.213	68.0	28.359	108.0	1:54.681	76.38	4.504	13:35:27.157	
4 -	33.771	87.9	53.987	59.7	IN PIT		3:41.305 P	39.58	1:51.128	13:39:08.462	
5 -	OUTLAP	86.0	53.785	71.2	IN PIT		3:27.394 P	42.23	1:37.217	13:42:35.856	
6 -	OUTLAP	88.3	50.431	<b>73.2</b>	26.706	<b>109.1</b>	1:54.628	76.41	4.451	13:44:30.484	
7 -	33.189	89.0	<b>49.759</b>	72.1	27.229	108.5	<b>1:50.177 (1)</b>	<b>79.50</b>		<b>13:46:20.661</b>	
8 -	34.016	89.7	50.451	63.6	26.935	<b>109.1</b>	1:51.402 (2)	78.63	1.225	13:48:12.063	
9 -	<b>33.143</b>	<b>90.1</b>	53.031	73.1	<b>26.412</b>	108.2	1:52.586 (3)	77.80	2.409	13:50:04.649	

P30 36		Paul INGLIS		Golf GTI Mk V - Team Hard							
LAP	SECTOR 1	SECTOR 2	SECTOR 3	LAP TIME	MPH	DIFF	TIME OF DAY				
1 -	OUTLAP	51.7	1:06.008	66.0	31.357	89.0	2:24.315	60.69	32.294	13:31:49.387	
2 -	39.454	72.3	56.032	70.4	29.062	96.9	2:04.548	70.33	12.527	13:33:53.935	
3 -	37.524	78.1	53.542	66.3	27.544	<b>107.0</b>	1:58.610	73.85	6.589	13:35:52.545	
4 -	35.743	81.5	53.021	72.8	26.485	106.0	1:55.249 (2)	76.00	3.228	13:37:47.794	
5 -	35.037	79.3	52.544	73.4	28.019	106.1	1:55.600 (3)	75.77	3.579	13:39:43.394	
6 -	35.285	77.0	53.778	<b>74.8</b>	IN PIT		5:27.237 P	26.76	3:35.216	13:45:10.631	
7 -	OUTLAP	78.7	52.188	63.3	26.666	<b>107.0</b>	2:00.181	72.88	8.160	13:47:10.812	
8 -	<b>34.500</b>	<b>82.4</b>	<b>51.215</b>	74.3	<b>26.306</b>	106.8	<b>1:52.021 (1)</b>	<b>78.19</b>		<b>13:49:02.833</b>	

P31 12		Simon RUDD		Golf GTI Mk V - Team Hard							
LAP	SECTOR 1	SECTOR 2	SECTOR 3	LAP TIME	MPH	DIFF	TIME OF DAY				
1 -	OUTLAP	67.7	57.373	60.1	32.603	71.0	2:11.595	66.56	7.149	13:31:06.208	
2 -	42.685	<b>78.4</b>	55.709	69.5	IN PIT		3:37.893 P	40.20	1:33.447	13:34:44.101	
3 -	OUTLAP	67.5	55.476	73.1	<b>28.808</b>	<b>86.7</b>	2:08.964	67.92	4.518	13:36:53.065	

Weather / Track : Cloudy / Dry

Brands Hatch GP

Circuit Length = 2.4332 miles

Start: 13:28 Flag 13:48 End: 13:50

# Miltek Sport Volkswagen Racing Cup

## QUALIFYING - RACE 4 - ROUND 11 - SECTOR ANALYSIS

SECTOR 1 = FL to I1, SECTOR 2 = I1 to I2, SECTOR 3 = I2 to FL, DIFF = Difference To Personal Best Lap

4 - 38.575 72.9 55.117 74.4 30.754 78.1 2:04.446 (1) 70.39

13:38:57.511

# Miltek Sport Volkswagen Racing Cup

## QUALIFYING - RACE 4 - ROUND 11 - BEST SECTORS

SECTOR 1			SECTOR 2			SECTOR 3			IDEAL / BEST COMPARISON						
POS	NO	NAME	TIME	NO	NAME	TIME	NO	NAME	TIME	POS	NO	NAME	IDEAL	BEST	DIFF
1	6	SUTTON	31.265	6	SUTTON	44.380	22	FULLER	23.886				<b>PERFECT LAP</b>	<b>1:39.531</b>	
2	14	CAYGILL	31.362	13	FULBROOK	44.399	6	SUTTON	23.985	1	6	SUTTON	1:39.630	1:39.681	0.051
3	99	WALKER-TULLY	31.367	8	MASON	44.443	8	MASON	24.006	2	22	FULLER	1:39.910	1:39.910	0.000
4	37	GREENWAY	31.397	27	RESTA	44.537	17	SNAYLAM	24.010	3	99	WALKER-TULLY	1:39.982	1:40.002	0.020
5	22	FULLER	31.399	37	GREENWAY	44.546	99	WALKER-TULLY	24.022	4	8	MASON	1:39.999	1:40.266	0.267
6	16	WALKER	31.440	99	WALKER-TULLY	44.593	27	RESTA	24.032	5	27	RESTA	1:40.112	1:40.207	0.095
7	13	FULBROOK	31.442	22	FULLER	44.625	16	WALKER	24.033	6	13	FULBROOK	1:40.115	1:40.194	0.079
8	33	ORROCK	31.529	16	WALKER	44.659	50	WILSON	24.081	7	37	GREENWAY	1:40.124	1:40.544	0.420
9	27	RESTA	31.543	14	CAYGILL	44.702	33	ORROCK	24.151	8	16	WALKER	1:40.132	1:40.580	0.448
10	8	MASON	31.550	47	BARLEY	44.884	37	GREENWAY	24.181	9	14	CAYGILL	1:40.331	1:40.696	0.365
11	5	HOUSE	31.636	5	HOUSE	44.964	14	CAYGILL	24.267	10	33	ORROCK	1:40.716	1:40.957	0.241
12	4	LINES	31.666	33	ORROCK	45.036	13	FULBROOK	24.274	11	47	BARLEY	1:40.916	1:41.059	0.143
13	47	BARLEY	31.745	4	LINES	45.125	47	BARLEY	24.287	12	50	WILSON	1:41.109	1:41.316	0.207
14	50	WILSON	31.790	41	MORGAN	45.171	98	KNOX	24.363	13	5	HOUSE	1:41.144	1:41.195	0.051
15	9	FAIRBROTHER	31.861	17	SNAYLAM	45.212	41	MORGAN	24.375	14	17	SNAYLAM	1:41.196	1:41.662	0.466
16	31	DEHADRAY	31.926	50	WILSON	45.238	9	FAIRBROTHER	24.433	15	4	LINES	1:41.295	1:41.667	0.372
17	98	KNOX	31.929	7	MCMILLAN	45.315	4	LINES	24.504	16	41	MORGAN	1:41.575	1:41.575	0.000
18	17	SNAYLAM	31.974	31	DEHADRAY	45.668	5	HOUSE	24.544	17	7	MCMILLAN	1:42.044	1:42.048	0.004
19	41	MORGAN	32.029	98	KNOX	45.756	31	DEHADRAY	24.553	18	98	KNOX	1:42.048	1:42.742	0.694
20	7	MCMILLAN	32.095	9	FAIRBROTHER	45.820	7	MCMILLAN	24.634	19	9	FAIRBROTHER	1:42.114	1:42.777	0.663
21	23	GALLAGHER	32.552	20	EWING	45.997	20	EWING	24.709	20	31	DEHADRAY	1:42.147	1:42.267	0.120
22	20	EWING	32.588	51	ANDREWS	46.100	44	RILEY	24.789	21	20	EWING	1:43.294	1:43.878	0.584
23	44	RILEY	32.636	44	RILEY	46.285	51	ANDREWS	25.086	22	44	RILEY	1:43.710	1:44.518	0.808
24	51	ANDREWS	32.849	23	GALLAGHER	46.303	88	PILE	25.230	23	51	ANDREWS	1:44.035	1:44.078	0.043
25	88	PILE	32.951	88	PILE	46.578	69	CLYNES	25.241	24	23	GALLAGHER	1:44.245	1:44.363	0.118
26	55	DEATON	33.143	18	MASON	47.497	23	GALLAGHER	25.390	25	88	PILE	1:44.759	1:44.956	0.197
27	69	CLYNES	33.275	69	CLYNES	47.526	18	MASON	25.882	26	69	CLYNES	1:46.042	1:46.236	0.194
28	18	MASON	33.730	55	DEATON	49.759	36	INGLIS	26.306	27	18	MASON	1:47.109	1:48.135	1.026
29	36	INGLIS	34.500	36	INGLIS	51.215	55	DEATON	26.412	28	55	DEATON	1:49.314	1:50.177	0.863
30	12	RUDD	38.575	12	RUDD	55.117	12	RUDD	28.808	29	36	INGLIS	1:52.021	1:52.021	0.000
31										30	12	RUDD	2:02.500	2:04.446	1.946
										31	77	WHITE		1:41.235	

Weather / Track : Cloudy / Dry

Results can be found at [www.tsl-timing.com](http://www.tsl-timing.com)

Brands Hatch GP

Circuit Length = 2.4332 miles

Start: 13:28 Flag 13:48 End: 13:50

Printed - 13:52 Saturday, 30 August 2014

# Miltek Sport Volkswagen Racing Cup

## QUALIFYING - RACE 4 - ROUND 11 - BEST SPEEDS

POS	SECTOR 1			SECTOR 2			FINISH LINE		
	NO	NAME	MPH	NO	NAME	MPH	NO	NAME	MPH
1	50	Darrelle WILSON	94.5	13	Joe FULBROOK	93.3	17	Tim SNAYLAM	117.9
2	99	Jack WALKER-TULLY	94.3	37	James GREENWAY	93.3	9	David FAIRBROTHER	117.3
3	6	David SUTTON	94.2	14	Josh CAYGILL	93.0	6	David SUTTON	116.9
4	9	David FAIRBROTHER	94.1	8	Aaron MASON	92.3	99	Jack WALKER-TULLY	115.9
5	5	Philip HOUSE	92.9	6	David SUTTON	92.1	31	Paul DEHADRAY	115.5
6	41	Sam MORGAN	92.8	33	Lucas ORROCK	92.0	16	James WALKER	115.3
7	8	Aaron MASON	92.6	16	James WALKER	90.5	13	Joe FULBROOK	115.1
8	33	Lucas ORROCK	92.4	98	Chris KNOX	90.1	8	Aaron MASON	114.9
9	47	Tom BARLEY	92.3	7	Joe MCMILLAN	89.7	33	Lucas ORROCK	114.9
10	14	Josh CAYGILL	92.1	4	Stewart LINES	89.5	41	Sam MORGAN	114.9
11	51	Simon ANDREWS	92.1	47	Tom BARLEY	89.5	50	Darrelle WILSON	114.9
12	37	James GREENWAY	92.0	17	Tim SNAYLAM	89.4	37	James GREENWAY	114.5
13	22	Howard FULLER	91.6	22	Howard FULLER	89.4	51	Simon ANDREWS	114.5
14	27	Stefan Di RESTA	91.5	5	Philip HOUSE	89.3	22	Howard FULLER	114.3
15	31	Paul DEHADRAY	91.5	27	Stefan Di RESTA	89.2	4	Stewart LINES	113.9
16	13	Joe FULBROOK	91.4	51	Simon ANDREWS	89.0	5	Philip HOUSE	113.7
17	17	Tim SNAYLAM	91.3	31	Paul DEHADRAY	88.8	20	Graham EWING	113.1
18	4	Stewart LINES	91.1	99	Jack WALKER-TULLY	88.6	47	Tom BARLEY	113.1
19	44	Robin RILEY	91.0	20	Graham EWING	87.4	7	Joe MCMILLAN	112.9
20	7	Joe MCMILLAN	90.6	44	Robin RILEY	87.1	14	Josh CAYGILL	112.7
21	20	Graham EWING	90.6	50	Darrelle WILSON	86.9	98	Chris KNOX	112.7
22	55	Simon DEATON	90.1	88	James PILE	86.3	69	Mark CLYNES	112.5
23	98	Chris KNOX	90.0	23	Kieran GALLAGHER	85.9	44	Robin RILEY	111.6
24	88	James PILE	88.8	41	Sam MORGAN	85.3	27	Stefan Di RESTA	111.4
25	16	James WALKER	88.6	69	Mark CLYNES	84.9	18	Craig MASON	110.5
26	69	Mark CLYNES	87.0	9	David FAIRBROTHER	84.4	88	James PILE	109.6
27	18	Craig MASON	86.8	18	Craig MASON	82.4	55	Simon DEATON	109.1
28	23	Kieran GALLAGHER	86.3	36	Paul INGLIS	74.8	36	Paul INGLIS	107.0
29	36	Paul INGLIS	82.4	12	Simon RUDD	74.4	23	Kieran GALLAGHER	106.8
30	12	Simon RUDD	78.4	55	Simon DEATON	73.2	12	Simon RUDD	86.7
31									

Weather / Track : Cloudy / Dry

Results can be found at [www.tsl-timing.com](http://www.tsl-timing.com)

Brands Hatch GP

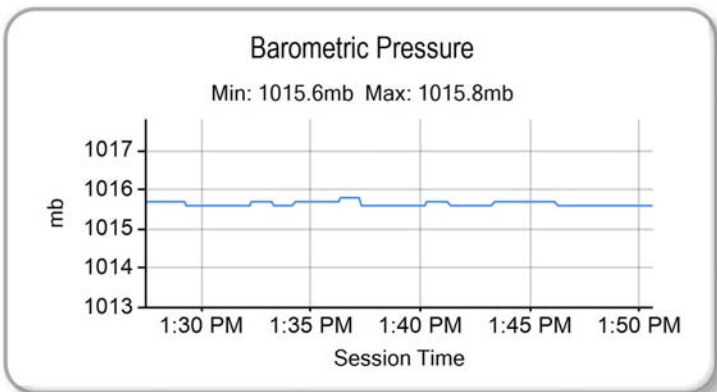
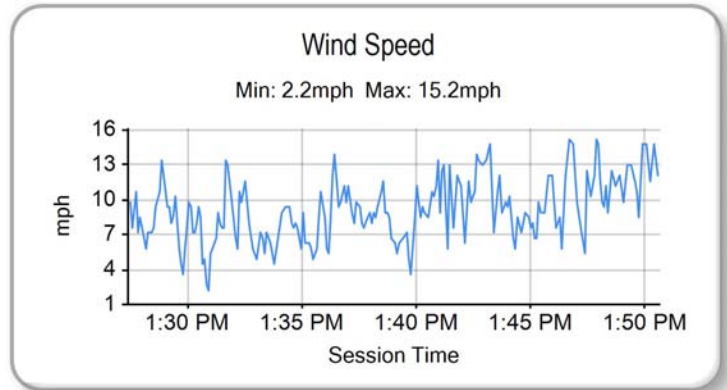
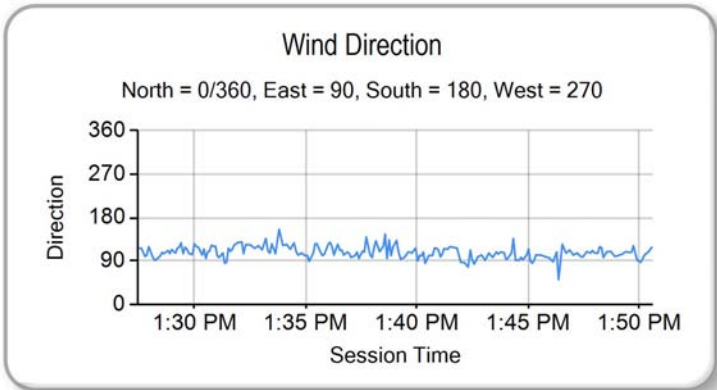
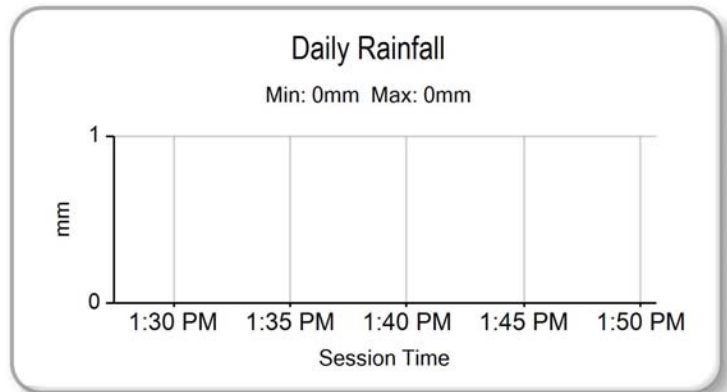
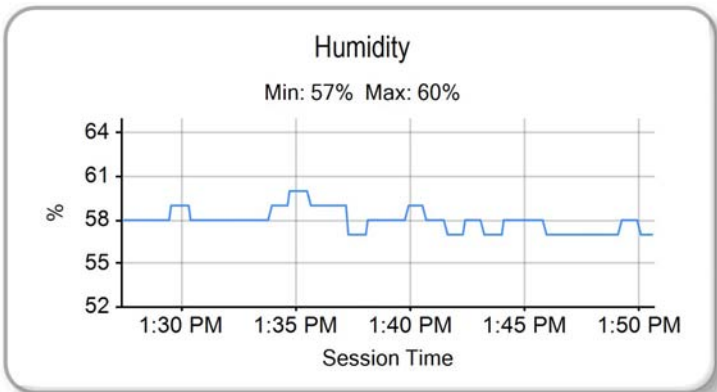
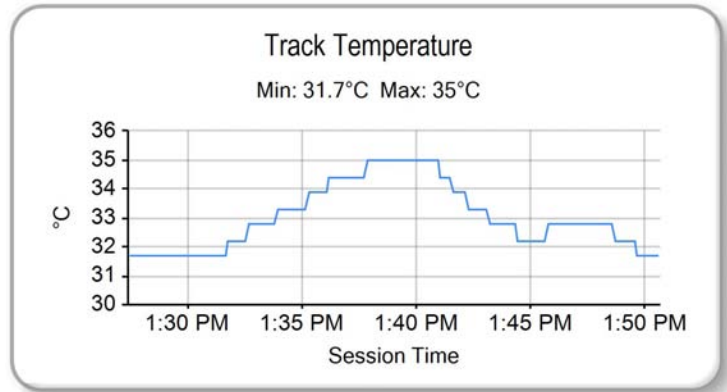
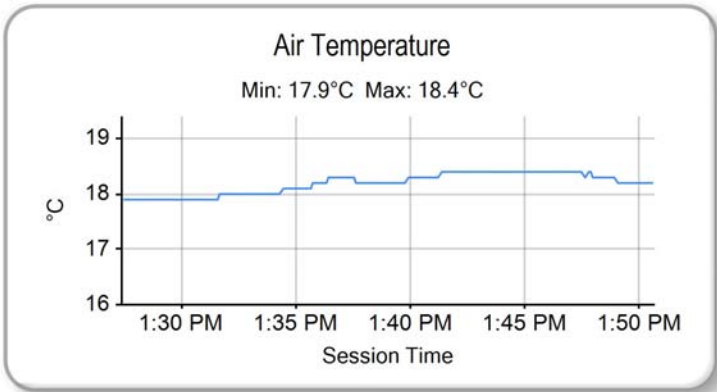
Circuit Length = 2.4332 miles

Start: 13:28 Flag 13:48 End: 13:50

Printed - 13:52 Saturday, 30 August 2014

# Miltek Sport Volkswagen Racing Cup

## QUALIFYING - RACE 4 - ROUND 11 - WEATHER CONDITIONS



Weather / Track : Cloudy / Dry

Results can be found at [www.tsl-timing.com](http://www.tsl-timing.com)

Brands Hatch GP  
Circuit Length = 2.4332 miles  
Start: 13:28 Flag 13:48 End: 13:50

Printed - 13:53 Saturday, 30 August 2014

## Miltek Sport Volkswagen Racing Cup RACE 4 - ROUND 11 - GRID

ROW 16		31	2:04.446 <b>12</b> Simon RUDD			
ROW 15	29	1:50.177 <b>55</b> Simon DEATON		30	1:52.021 <b>36</b> Paul INGLIS	
ROW 14		27	1:46.236 <b>69</b> Mark CLYNES		28	1:48.135 <b>18</b> Craig MASON
ROW 13	25	1:44.518 <b>44</b> Robin RILEY		26	1:44.956 <b>88</b> James PILE	
ROW 12		23	1:44.078 <b>51</b> Simon ANDREWS		24	1:44.363 <b>23</b> Kieran GALLAGHER
ROW 11	21	1:42.777 <b>9</b> David FAIRBROTHER		22	1:43.878 <b>20</b> Graham EWING	
ROW 10		19	1:42.267 <b>31</b> Paul DEHADRAY		20	1:42.742 <b>98</b> Chris KNOX
ROW 9	17	1:41.667 <b>4</b> Stewart LINES		18	1:42.048 <b>7</b> Joe MCMILLAN	
ROW 8		15	1:41.575 <b>41</b> Sam MORGAN		16	1:41.662 <b>17</b> Tim SNAYLAM
ROW 7	13	1:41.235 <b>77</b> George WHITE		14	1:41.316 <b>50</b> Darrelle WILSON	
ROW 6		11	1:41.059 <b>47</b> Tom BARLEY		12	1:41.195 <b>5</b> Philip HOUSE
ROW 5	9	1:40.696 <b>14</b> Josh CAYGILL		10	1:40.957 <b>33</b> Lucas ORROCK	
ROW 4		7	1:40.544 <b>37</b> James GREENWAY		8	1:40.580 <b>16</b> James WALKER
ROW 3	5	1:40.207 <b>27</b> Stefan Di RESTA		6	1:40.266 <b>8</b> Aaron MASON	
ROW 2		3	1:40.002 <b>99</b> Jack WALKER-TULLY		4	1:40.194 <b>13</b> Joe FULBROOK
ROW 1	1	1:39.681 <b>6</b> David SUTTON		2	1:39.910 <b>22</b> Howard FULLER	
<b>Pole</b>						

Brands Hatch GP  
Circuit Length = 2.4332 miles

These results are provisional until the conclusion of any judicial and technical matters.

Clerk Of Course :		Timekeeper :	
-------------------	--	--------------	--

# Miltek Sport Volkswagen Racing Cup

## RACE 4 - ROUND 11 - CLASSIFICATION

POS	NO	NAME	ENTRY	LAPS	TIME	GAP	DIFF	MPH	BEST	ON
1	6	David SUTTON	Scirocco R - Slidesports	11	21:30.583			74.66	1:39.965	7
2	99	Jack WALKER-TULLY	Scirocco R - Cooke & Mason	11	21:31.367	0.784	0.784	74.61	1:39.888	7
3	37	James GREENWAY	Scirocco R - AWM Warranty Direct	11	21:31.894	1.311	0.527	74.58	1:39.984	11
4	27	Stefan DI RESTA	Scirocco R - JWB Motorsport	11	21:34.374	3.791	2.480	74.44	1:40.226	8
5	33	Lucas ORROCK	Scirocco R - KPM Racing	11	21:34.669	4.086	0.295	74.42	1:39.855	10
6	13	Joe FULBROOK	Golf GTI Mk V - AWM Warranty Direct	11	21:35.968	5.385	1.299	74.35	1:39.685	9
7	50	Darrelle WILSON	Golf GTI - Team Hard	11	21:39.077	8.494	3.109	74.17	1:40.515	8
8	8	Aaron MASON	Scirocco R - AWM Warranty Direct	11	21:39.187	8.604	0.110	74.16	1:40.439	10
9	5	Philip HOUSE	Scirocco R - PH Motorsport	11	21:42.976	12.393	3.789	73.95	1:40.837	7
10	4	Stewart LINES	Scirocco R - Maximum Motorsport	11	21:44.486	13.903	1.510	73.86	1:41.027	8
11	47	Tom BARLEY	Golf GTI Mk V - Team Hard	11	21:45.241	14.658	0.755	73.82	1:40.702	11
12	77 *	George WHITE	Scirocco R - KPM Racing	11	21:46.642	16.059	1.401	73.74	1:40.974	10
13	41	Sam MORGAN	Golf GTI Mk VI - KPM Racing	11	21:46.833	16.250	0.191	73.73	1:40.550	10
14	22	Howard FULLER	Golf GTI Mk V - Team Hard	11	21:46.956	16.373	0.123	73.72	1:39.648	10
15	16	James WALKER	Golf GTI Mk VI - Miltek Sport	11	21:51.879	21.296	4.923	73.45	1:39.860	10
16	9	David FAIRBROTHER	Scirocco R - Slidesports	11	21:52.708	22.125	0.829	73.40	1:41.397	7
17	23	Kieran GALLAGHER	Golf GTI Mk V - Team Hard	11	21:53.087	22.504	0.379	73.38	1:41.318	9
18	7	Joe MCMILLAN	Scirocco R - Cobra Engineering	11	21:53.523	22.940	0.436	73.35	1:41.597	11
19	14	Josh CAYGILL	Scirocco R - AWM Warranty Direct	11	21:53.634	23.051	0.111	73.35	1:39.935	9
20	17	Tim SNAYLAM	Scirocco R - AWM Warranty Direct	11	21:55.217	24.634	1.583	73.26	1:40.793	9
21	20	Graham EWING	Golf GTI Mk V - Team Hard	11	22:10.219	39.636	15.002	72.43	1:43.843	9
22	88	James PILE	Golf GTI Mk VI - Slidesports	11	22:10.729	40.146	0.510	72.41	1:43.421	11
23	51	Simon ANDREWS	Golf GTI Mk V - AWM Warranty Direct	11	22:11.615	41.032	0.886	72.36	1:43.577	11
24	12	Simon RUDD	Golf GTI Mk V - Team Hard	11	22:18.373	47.790	6.758	71.99	1:42.954	11
25	44	Robin RILEY	Scirocco R - AWM Warranty Direct	11	22:20.628	50.045	2.255	71.87	1:43.046	11
26	69	Mark CLYNES	Scirocco R - JWB Motorsport	11	22:25.940	55.357	5.312	71.59	1:45.728	10
27	55	Simon DEATON	Golf GTI Mk V - Team Hard	11	22:26.625	56.042	0.685	71.55	1:45.477	10
28	36	Paul INGLIS	Golf GTI Mk V - Team Hard	11	23:00.702	1:30.119	34.077	69.78	1:50.811	9

### NOT CLASSIFIED

DNF	31	Paul DEHADRAY	Scirocco R - JWB Motorsport	1	2:47.895	10 Laps	10 Laps	52.17	2:47.895	1
DNF	98	Chris KNOX	Golf GTI Mk VI - THM Racing	0						
DNF	18	Craig MASON	Golf GTI Mk V - AWM Warranty Direct	0						

### FASTEST LAP

22	Howard FULLER	Golf GTI Mk V - Team Hard	10	1:39.648	87.90 mph	141.47 kph
----	---------------	---------------------------	----	----------	-----------	------------

\* Car 77 - Please fit a working transponder

Weather / Track : Cloudy / Dry

These results are provisional until the conclusion of any judicial and technical matters.

Brands Hatch GP

Circuit Length = 2.4332 miles

Start: 17:51 Flag 18:12 End: 18:16

Clerk Of Course :		Timekeeper :	
-------------------	--	--------------	--



# Miltek Sport Volkswagen Racing Cup

## RACE 4 - ROUND 11 - LAP CHART

LAP 1			LAP 2			LAP 3			LAP 4			LAP 5		
NO	BEHIND	LAP TIME	NO	BEHIND	LAP TIME	NO	BEHIND	LAP TIME	NO	BEHIND	LAP TIME	NO	BEHIND	LAP TIME
22		1:50.911	6		1:58.535	6		2:45.561	6		2:23.009	6		2:30.573
6	0.222	1:51.133	27	0.712	1:58.696	27	2.802	2:47.651	27	2.199	2:22.406	27	0.365	2:28.739
99	0.498	1:51.409	37	2.288	1:59.600	37	4.448	2:47.721	37	3.472	2:22.033	37	0.667	2:27.768
27	0.773	1:51.684	99	2.879	2:01.138	99	5.149	2:47.831	99	4.212	2:22.072	99	1.166	2:27.527
37	1.445	1:52.356	50	4.060	2:00.398	50	6.826	2:48.327	50	5.676	2:21.859	50	2.022	2:26.919
50	2.419	1:53.330	33	4.890	2:01.035	33	7.480	2:48.151	33	6.269	2:21.798	33	2.396	2:26.700
13	2.592	1:53.503	8	5.783	2:01.861	8	8.828	2:48.606	8	7.775	2:21.956	8	3.757	2:26.555
33	2.612	1:53.523	13	6.576	2:02.741	13	10.278	2:49.263	13	8.983	2:21.714	13	4.708	2:26.298
8	2.679	1:53.590	5	7.938	2:03.611	5	11.519	2:49.142	5	10.071	2:21.561	5	5.401	2:25.903
5	3.084	1:53.995	47	9.489	2:04.803	47	13.010	2:49.082	47	11.019	2:21.018	47	6.520	2:26.074
47	3.443	1:54.354	4	10.627	2:05.667	4	13.998	2:48.932	4	11.881	2:20.892	4	7.618	2:26.310
4	3.717	1:54.628	22	11.195	2:09.952	22	19.987	2:54.353	22	12.582	2:15.604	22	7.809	2:25.800
41	5.388	1:56.299	77	12.686	2:05.469	77	21.274	2:54.149	77	13.720	2:15.455	77	9.163	2:26.016
77	5.974	1:56.885	41	13.612	2:06.981	41	21.898	2:53.847	41	14.411	2:15.522	41	9.371	2:25.533
7	8.520	1:59.431	7	14.425	2:04.662	7	23.179	2:54.315	7	15.075	2:14.905	7	10.560	2:26.058
9	9.604	2:00.515	9	15.327	2:04.480	9	24.515	2:54.749	9	16.145	2:14.639	9	11.423	2:25.851
88	11.223	2:02.134	23	16.215	2:02.534	23	25.878	2:55.224	23	16.929	2:14.060	23	12.021	2:25.665
20	12.240	2:03.151	88	17.025	2:04.559	88	26.664	2:55.200	88	17.886	2:14.231	88	12.985	2:25.672
23	12.438	2:03.349	20	19.954	2:06.471	20	31.218	2:56.825	20	20.037	2:11.828	20	13.533	2:24.069
51	12.645	2:03.556	51	21.316	2:07.428	51	32.462	2:56.707	51	21.307	2:11.854	17	14.589	2:22.380
69	15.681	2:06.592	17	24.260	2:06.427	17	34.007	2:55.308	17	22.782	2:11.784	51	14.643	2:23.909
17	16.590	2:07.501	69	25.379	2:08.455	69	35.068	2:55.250	69	24.138	2:12.079	69	16.445	2:22.880
55	17.113	2:08.024	55	26.372	2:08.016	55	37.110	2:56.299	55	25.422	2:11.321	55	17.387	2:22.538
44	18.097	2:09.008	16	33.559	2:12.884	16	41.179	2:53.181	16	27.284	2:09.114	16	17.418	2:20.707
16	19.432	2:10.343	44	34.191	2:14.851	44	42.072	2:53.442	44	28.191	2:09.128	44	18.085	2:20.467
14	21.107	2:12.018	14	35.489	2:13.139	14	42.991	2:53.063	14	30.443	2:10.461	14	18.332	2:18.462
36	27.605	2:18.516	36	43.895	2:15.047	36	45.155	2:46.821	36	35.925	2:13.779	36	21.189	2:15.837
12	41.748	2:32.659	12	45.688	2:02.697	12	46.471	2:46.344	12	36.532	2:13.070	12	21.433	2:15.474
31	56.984	2:47.895												

Weather / Track : Cloudy / Dry

# Miltek Sport Volkswagen Racing Cup

## RACE 4 - ROUND 11 - LAP CHART

LAP 6			LAP 7			LAP 8			LAP 9			LAP 10		
NO	BEHIND	LAP TIME	NO	BEHIND	LAP TIME	NO	BEHIND	LAP TIME	NO	BEHIND	LAP TIME	NO	BEHIND	LAP TIME
6		1:40.774	6		1:39.965	6		1:40.292	6		1:40.151	6		1:40.133
37	0.503	1:40.610	37	0.688	1:40.150	37	0.703	1:40.307	37	0.906	1:40.354	99	1.109	1:40.087
27	0.845	1:41.254	99	0.870	1:39.888	99	0.905	1:40.327	99	1.155	1:40.401	37	1.784	1:41.011
99	0.947	1:40.555	27	1.826	1:40.946	27	1.760	1:40.226	27	2.100	1:40.491	27	2.351	1:40.384
33	3.097	1:41.475	33	3.323	1:40.191	33	3.177	1:40.146	33	2.944	1:39.918	33	2.666	1:39.855
50	3.580	1:42.332	50	4.853	1:41.238	50	5.076	1:40.515	13	5.618	1:39.685	13	5.941	1:40.456
8	4.035	1:41.052	8	5.501	1:41.431	13	6.084	1:40.509	50	5.677	1:40.752	50	6.889	1:41.345
13	5.455	1:41.521	13	5.867	1:40.377	8	6.569	1:41.360	8	7.243	1:40.825	8	7.549	1:40.439
5	5.800	1:41.173	5	6.672	1:40.837	5	7.408	1:41.028	5	9.108	1:41.851	5	11.082	1:42.107
47	7.811	1:42.065	47	9.939	1:42.093	4	10.961	1:41.027	4	12.144	1:41.334	4	13.170	1:41.159
4	8.324	1:41.480	4	10.226	1:41.867	47	12.542	1:42.895	47	13.812	1:41.421	47	14.413	1:40.734
22	8.469	1:41.434	22	10.370	1:41.866	77	12.918	1:41.891	77	14.365	1:41.598	77	15.206	1:40.974
77	9.967	1:41.578	77	11.319	1:41.317	41	13.773	1:41.665	41	15.203	1:41.581	41	15.620	1:40.550
41	10.993	1:42.396	41	12.400	1:41.372	22	15.055	1:44.977	22	16.273	1:41.369	22	15.788	1:39.648
7	12.287	1:42.501	9	14.271	1:41.397	9	15.932	1:41.953	9	17.653	1:41.872	9	19.449	1:41.929
9	12.839	1:42.190	7	15.025	1:42.703	23	18.161	1:43.296	23	19.328	1:41.318	16	19.972	1:39.860
23	13.634	1:42.387	23	15.157	1:41.488	7	18.648	1:43.915	16	20.245	1:39.994	23	20.862	1:41.667
88	17.152	1:44.941	17	19.350	1:42.117	16	20.402	1:40.711	7	20.318	1:41.821	7	21.800	1:41.615
17	17.198	1:43.383	16	19.983	1:41.909	17	20.754	1:41.696	17	21.396	1:40.793	14	23.306	1:41.425
20	17.790	1:45.031	14	22.181	1:42.397	14	22.230	1:40.341	14	22.014	1:39.935	17	23.993	1:42.730
16	18.039	1:41.395	88	23.072	1:45.885	20	27.425	1:44.503	20	31.117	1:43.843	20	35.732	1:44.748
51	19.583	1:45.714	20	23.214	1:45.389	88	28.454	1:45.674	88	31.766	1:43.463	88	37.182	1:45.549
14	19.749	1:42.191	51	24.768	1:45.150	51	29.208	1:44.732	51	32.982	1:43.925	51	37.912	1:45.063
69	23.509	1:47.838	69	30.195	1:46.651	69	36.752	1:46.849	12	41.747	1:44.623	12	45.293	1:43.679
55	24.623	1:48.010	55	30.706	1:46.048	12	37.275	1:46.381	69	44.124	1:47.523	44	47.456	1:43.453
44	24.825	1:47.514	44	30.812	1:45.952	55	38.460	1:48.046	44	44.136	1:45.817	69	49.719	1:45.728
12	25.756	1:45.097	12	31.186	1:45.395	44	38.470	1:47.950	55	45.654	1:47.345	55	50.998	1:45.477
36	33.450	1:53.035	36	45.258	1:51.773	36	57.628	1:52.662	36	1:08.288	1:50.811	36	1:18.970	1:50.815

Weather / Track : Cloudy / Dry

# Miltek Sport Volkswagen Racing Cup

## RACE 4 - ROUND 11 - LAP CHART

LAP 11		
NO	BEHIND	LAP TIME
6		1:40.457
99	0.784	1:40.132
37	1.311	1:39.984
27	3.791	1:41.897
33	4.086	1:41.877
13	5.385	1:39.901
50	8.494	1:42.062
8	8.604	1:41.512
5	12.393	1:41.768
4	13.903	1:41.190
47	14.658	1:40.702
77	16.059	1:41.310
41	16.250	1:41.087
22	16.373	1:41.042
16	21.296	1:41.781
9	22.125	1:43.133
23	22.504	1:42.099
7	22.940	1:41.597
14	23.051	1:40.202
17	24.634	1:41.098
20	39.636	1:44.361
88	40.146	1:43.421
51	41.032	1:43.577
12	47.790	1:42.954
44	50.045	1:43.046
69	55.357	1:46.095
55	56.042	1:45.501
36	1:30.119	1:51.606

Weather / Track : Cloudy / Dry

Results can be found at [www.tsl-timing.com](http://www.tsl-timing.com)

Page 3 of 3

Brands Hatch GP  
Circuit Length = 2.4332 miles  
Start: 17:51 Flag 18:12 End: 18:16

Printed - 18:18 Saturday, 30 August 2014

# Miltek Sport Volkswagen Racing Cup

## RACE 4 - ROUND 11 - SECTOR ANALYSIS

SECTOR 1 = FL to I1, SECTOR 2 = I1 to I2, SECTOR 3 = I2 to FL, DIFF = Difference To Personal Best Lap

P1		6		David SUTTON		Scirocco R - Slidesports					
LAP	SECTOR 1		SECTOR 2		SECTOR 3		LAP TIME	MPH	DIFF	TIME OF DAY	
1 -				87.6	24.553	<b>116.7</b>	1:51.133	78.82	11.168	17:53:20.921	
2 -	32.279	92.8	45.995	89.1	40.261	42.2	1:58.535	73.90	18.570	17:55:19.456	
3 -	59.056	42.3	1:06.989	55.6	39.516	57.9	2:45.561	52.91	1:05.596	17:58:05.017	
4 -	45.651	54.9	1:00.417	62.5	36.941	66.9	2:23.009	61.25	43.044	18:00:28.026	
5 -	44.392	56.4	1:10.932	38.2	35.249	113.7	2:30.573	58.17	50.608	18:02:58.599	
6 -	31.943	93.3	44.660	89.2	24.171	115.3	1:40.774	86.92	0.809	18:04:39.373	
7 -	31.367	93.5	<b>44.650</b>	88.5	<b>23.948</b>	116.1	<b>1:39.965 (1)</b>	<b>87.62</b>		<b>18:06:19.338</b>	
8 -	31.472	92.8	44.784	90.8	24.036	115.5	1:40.292	87.34	0.327	18:07:59.630	
9 -	<b>31.256</b>	<b>93.7</b>	44.872	90.5	24.023	115.7	1:40.151 <b>(3)</b>	87.46	0.186	18:09:39.781	
10 -	31.379	93.4	44.699	<b>91.1</b>	24.055	115.9	1:40.133 <b>(2)</b>	87.48	0.168	18:11:19.914	
11 -	31.439	93.0	44.922	88.5	24.096	115.7	1:40.457	87.19	0.492	18:13:00.371	

P2		99		Jack WALKER-TULLY		Scirocco R - Cooke & Mason					
LAP	SECTOR 1		SECTOR 2		SECTOR 3		LAP TIME	MPH	DIFF	TIME OF DAY	
1 -				86.3	24.600	116.3	1:51.409	78.62	11.521	17:53:21.197	
2 -	33.856	92.9	45.879	86.5	41.403	43.7	2:01.138	72.31	21.250	17:55:22.335	
3 -	59.138	46.2	1:07.211	49.7	41.482	50.9	2:47.831	52.19	1:07.943	17:58:10.166	
4 -	44.453	41.8	59.198	57.8	38.421	57.9	2:22.072	61.65	42.184	18:00:32.238	
5 -	43.317	47.0	1:10.518	34.2	33.692	114.3	2:27.527	59.37	47.639	18:02:59.765	
6 -	31.694	94.1	44.794	84.0	24.067	116.3	1:40.555	87.11	0.667	18:04:40.320	
7 -	31.464	<b>94.6</b>	<b>44.380</b>	86.8	<b>24.044</b>	<b>116.7</b>	<b>1:39.888 (1)</b>	<b>87.69</b>		<b>18:06:20.208</b>	
8 -	31.649	93.8	44.584	87.7	24.094	116.5	1:40.327	87.31	0.439	18:08:00.535	
9 -	31.562	92.1	44.719	87.9	24.120	116.1	1:40.401	87.24	0.513	18:09:40.936	
10 -	31.406	91.5	44.588	<b>88.5</b>	24.093	114.5	1:40.087 <b>(2)</b>	87.52	0.199	18:11:21.023	
11 -	<b>31.372</b>	93.7	44.690	86.3	24.070	114.5	1:40.132 <b>(3)</b>	87.48	0.244	18:13:01.155	

P3		37		James GREENWAY		Scirocco R - AWM Warranty Direct					
LAP	SECTOR 1		SECTOR 2		SECTOR 3		LAP TIME	MPH	DIFF	TIME OF DAY	
1 -				85.8	24.468	115.1	1:52.356	77.96	12.372	17:53:22.144	
2 -	33.084	91.5	45.460	87.0	41.056	42.0	1:59.600	73.24	19.616	17:55:21.744	
3 -	59.050	40.8	1:07.362	49.6	41.309	49.6	2:47.721	52.22	1:07.737	17:58:09.465	
4 -	44.277	46.7	59.295	60.2	38.461	56.0	2:22.033	61.67	42.049	18:00:31.498	
5 -	43.227	44.7	1:10.750	33.8	33.791	113.9	2:27.768	59.28	47.784	18:02:59.266	
6 -	31.938	93.5	44.564	89.5	24.108	115.3	1:40.610	87.06	0.626	18:04:39.876	
7 -	31.531	93.3	44.517	88.0	<b>24.102</b>	<b>116.3</b>	1:40.150 <b>(2)</b>	87.46	0.166	18:06:20.026	
8 -	31.591	93.3	44.552	<b>91.0</b>	24.164	115.7	1:40.307 <b>(3)</b>	87.33	0.323	18:08:00.333	
9 -	31.583	<b>93.9</b>	44.617	90.5	24.154	114.9	1:40.354	87.28	0.370	18:09:40.687	
10 -	31.636	90.1	45.170	90.5	24.205	115.3	1:41.011	86.72	1.027	18:11:21.698	
11 -	<b>31.391</b>	93.5	<b>44.398</b>	88.1	24.195	115.1	<b>1:39.984 (1)</b>	<b>87.61</b>		<b>18:13:01.682</b>	

P4		27		Stefan DI RESTA		Scirocco R - JWB Motorsport					
LAP	SECTOR 1		SECTOR 2		SECTOR 3		LAP TIME	MPH	DIFF	TIME OF DAY	
1 -				87.2	24.242	112.5	1:51.684	78.43	11.458	17:53:21.472	
2 -	33.416	90.4	45.208	89.7	40.072	38.4	1:58.696	73.80	18.470	17:55:20.168	
3 -	59.386	42.5	1:06.686	52.5	41.579	54.1	2:47.651	52.25	1:07.425	17:58:07.819	
4 -	44.165	49.0	59.931	62.0	38.310	66.3	2:22.406	61.51	42.180	18:00:30.225	
5 -	43.317	52.3	1:10.938	36.3	34.484	110.0	2:28.739	58.89	48.513	18:02:58.964	
6 -	31.892	92.1	45.128	87.4	24.234	<b>112.9</b>	1:41.254	86.51	1.028	18:04:40.218	
7 -	31.980	92.0	44.701	89.1	24.265	111.2	1:40.946	86.77	0.720	18:06:21.164	
8 -	<b>31.379</b>	<b>92.3</b>	<b>44.626</b>	89.2	<b>24.221</b>	112.0	<b>1:40.226 (1)</b>	<b>87.40</b>		<b>18:08:01.390</b>	
9 -	31.468	92.1	44.740	<b>90.1</b>	24.283	110.9	1:40.491 <b>(3)</b>	87.17	0.265	18:09:41.881	
10 -	31.414	91.8	44.694	89.2	24.276	111.8	1:40.384 <b>(2)</b>	87.26	0.158	18:11:22.265	
11 -	31.881	91.4	45.589	89.0	24.427	110.9	1:41.897	85.96	1.671	18:13:04.162	

P5		33		Lucas ORROCK		Scirocco R - KPM Racing					
LAP	SECTOR 1		SECTOR 2		SECTOR 3		LAP TIME	MPH	DIFF	TIME OF DAY	
1 -				84.4	24.521	113.5	1:53.523	77.16	13.668	17:53:23.311	
2 -	32.468	90.5	46.215	84.7	42.352	45.1	2:01.035	72.37	21.180	17:55:24.346	

Weather / Track : Cloudy / Dry

Brands Hatch GP

Circuit Length = 2.4332 miles

Start: 17:51 Flag 18:12 End: 18:16

# Miltek Sport Volkswagen Racing Cup

## RACE 4 - ROUND 11 - SECTOR ANALYSIS

SECTOR 1 = FL to I1, SECTOR 2 = I1 to I2, SECTOR 3 = I2 to FL, DIFF = Difference To Personal Best Lap

3 -	58.793	48.1	1:07.131	54.6	42.227	56.3	2:48.151	52.09	1:08.296	17:58:12.497
4 -	44.244	54.7	59.800	68.2	37.754	56.3	2:21.798	61.77	41.943	18:00:34.295
5 -	43.610	51.8	1:09.664	35.7	33.426	112.4	2:26.700	59.71	46.845	18:03:00.995
6 -	32.130	90.5	45.252	90.5	24.093	113.5	1:41.475	86.32	1.620	18:04:42.470
7 -	31.333	92.0	44.663	93.7	24.195	113.5	1:40.191	87.43	0.336	18:06:22.661
8 -	<b>31.205</b>	92.0	44.799	90.8	24.142	113.9	1:40.146 (3)	87.47	0.291	18:08:02.807
9 -	31.340	<b>92.4</b>	<b>44.476</b>	<b>93.9</b>	24.102	<b>114.3</b>	1:39.918 (2)	87.67	0.063	18:09:42.725
10 -	31.215	92.0	44.499	93.5	24.141	<b>114.3</b>	<b>1:39.855 (1)</b>	<b>87.72</b>		<b>18:11:22.580</b>
11 -	31.797	91.0	46.030	89.7	<b>24.050</b>	114.1	1:41.877	85.98	2.022	18:13:04.457

P6 13		Joe FULBROOK		Golf GTI Mk V - AWM Warranty Direct							
LAP	SECTOR 1		SECTOR 2		SECTOR 3		LAP TIME	MPH	DIFF	TIME OF DAY	
1 -			87.1		25.332	110.1	1:53.503	77.17	13.818	17:53:23.291	
2 -	33.400	91.1	45.732	81.2	43.609	42.9	2:02.741	71.36	23.056	17:55:26.032	
3 -	58.800	38.6	1:07.228	52.8	43.235	47.3	2:49.263	51.75	1:09.578	17:58:15.295	
4 -	44.720	58.3	58.298	65.3	38.696	51.1	2:21.714	61.81	42.029	18:00:37.009	
5 -	42.547	52.5	1:09.895	35.7	33.856	115.1	2:26.298	59.87	46.613	18:03:03.307	
6 -	32.076	91.8	45.053	91.9	24.392	<b>116.1</b>	1:41.521	86.28	1.836	18:04:44.828	
7 -	31.309	<b>93.9</b>	44.320	85.5	24.748	113.7	1:40.377 (3)	87.26	0.692	18:06:25.205	
8 -	31.460	93.2	44.859	<b>93.2</b>	<b>24.190</b>	115.3	1:40.509	87.15	0.824	18:08:05.714	
9 -	<b>31.133</b>	92.4	44.248	90.4	24.304	111.6	<b>1:39.685 (1)</b>	<b>87.87</b>		<b>18:09:45.399</b>	
10 -	31.454	92.5	44.618	<b>93.2</b>	24.384	113.3	1:40.456	87.20	0.771	18:11:25.855	
11 -	31.348	91.9	<b>44.200</b>	92.0	24.353	100.7	1:39.901 (2)	87.68	0.216	18:13:05.756	

P7 50		Darrelle WILSON		Golf GTI - Team Hard							
LAP	SECTOR 1		SECTOR 2		SECTOR 3		LAP TIME	MPH	DIFF	TIME OF DAY	
1 -			85.4		24.846	111.4	1:53.330	77.29	12.815	17:53:23.118	
2 -	32.450	91.9	46.281	87.9	41.667	42.4	2:00.398	72.75	19.883	17:55:23.516	
3 -	59.079	42.5	1:07.197	53.7	42.051	53.9	2:48.327	52.04	1:07.812	17:58:11.843	
4 -	44.377	52.3	59.949	66.1	37.533	56.9	2:21.859	61.75	41.344	18:00:33.702	
5 -	43.540	49.1	1:09.710	37.4	33.669	112.5	2:26.919	59.62	46.404	18:03:00.621	
6 -	32.533	88.7	45.762	87.7	<b>24.037</b>	<b>114.9</b>	1:42.332	85.60	1.817	18:04:42.953	
7 -	31.638	<b>92.5</b>	45.297	86.8	24.303	112.5	1:41.238 (3)	86.52	0.723	18:06:24.191	
8 -	<b>31.568</b>	<b>92.5</b>	44.882	89.2	24.065	114.1	<b>1:40.515 (1)</b>	<b>87.14</b>		<b>18:08:04.706</b>	
9 -	31.569	92.4	<b>44.603</b>	<b>90.3</b>	24.580	110.9	1:40.752 (2)	86.94	0.237	18:09:45.458	
10 -	31.942	92.0	45.183	86.4	24.220	112.4	1:41.345	86.43	0.830	18:11:26.803	
11 -	31.830	92.1	45.953	88.3	24.279	111.6	1:42.062	85.82	1.547	18:13:08.865	

P8 8		Aaron MASON		Scirocco R - AWM Warranty Direct							
LAP	SECTOR 1		SECTOR 2		SECTOR 3		LAP TIME	MPH	DIFF	TIME OF DAY	
1 -			86.1		24.876	105.0	1:53.590	77.11	13.151	17:53:23.378	
2 -	32.772	92.5	45.963	87.6	43.126	44.5	2:01.861	71.88	21.422	17:55:25.239	
3 -	58.818	39.9	1:07.251	54.0	42.537	48.8	2:48.606	51.95	1:08.167	17:58:13.845	
4 -	44.112	51.4	59.521	66.4	38.323	53.7	2:21.956	61.70	41.517	18:00:35.801	
5 -	43.137	52.9	1:09.621	35.8	33.797	113.3	2:26.555	59.77	46.116	18:03:02.356	
6 -	32.322	91.3	44.728	89.5	<b>24.002</b>	114.5	1:41.052 (3)	86.68	0.613	18:04:43.408	
7 -	31.635	93.4	45.187	85.7	24.609	114.1	1:41.431	86.36	0.992	18:06:24.839	
8 -	<b>31.528</b>	92.4	45.486	<b>91.6</b>	24.346	<b>115.1</b>	1:41.360	86.42	0.921	18:08:06.199	
9 -	31.677	<b>93.5</b>	44.794	86.5	24.354	113.3	1:40.825 (2)	86.88	0.386	18:09:47.024	
10 -	31.676	92.5	<b>44.605</b>	89.8	24.158	113.5	<b>1:40.439 (1)</b>	<b>87.21</b>		<b>18:11:27.463</b>	
11 -	31.676	91.3	45.688	87.8	24.148	113.7	1:41.512	86.29	1.073	18:13:08.975	

P9 5		Philip HOUSE		Scirocco R - PH Motorsport							
LAP	SECTOR 1		SECTOR 2		SECTOR 3		LAP TIME	MPH	DIFF	TIME OF DAY	
1 -			83.5		24.740	<b>115.7</b>	1:53.995	76.84	13.158	17:53:23.783	
2 -	33.173	88.0	45.959	80.7	44.479	56.1	2:03.611	70.86	22.774	17:55:27.394	
3 -	58.591	40.7	1:06.692	48.4	43.859	56.5	2:49.142	51.78	1:08.305	17:58:16.536	
4 -	44.700	61.6	57.877	64.5	38.984	52.7	2:21.561	61.88	40.724	18:00:38.097	
5 -	42.689	49.0	1:09.772	36.8	33.442	112.0	2:25.903	60.03	45.066	18:03:04.000	
6 -	31.817	90.5	<b>44.987</b>	<b>88.8</b>	24.369	112.2	1:41.173 (3)	86.58	0.336	18:04:45.173	
7 -	<b>31.513</b>	90.8	45.026	88.6	<b>24.298</b>	112.9	<b>1:40.837 (1)</b>	<b>86.87</b>		<b>18:06:26.010</b>	

Weather / Track : Cloudy / Dry

# Miltek Sport Volkswagen Racing Cup

## RACE 4 - ROUND 11 - SECTOR ANALYSIS

SECTOR 1 = FL to I1, SECTOR 2 = I1 to I2, SECTOR 3 = I2 to FL, DIFF = Difference To Personal Best Lap

8 -	31.549	90.5	45.018	86.8	24.461	111.4	1:41.028 (2)	86.70	0.191	18:08:07.038
9 -	31.679	<b>91.0</b>	45.401	84.2	24.771	111.1	1:41.851	86.00	1.014	18:09:48.889
10 -	31.772	90.5	45.667	84.8	24.668	110.0	1:42.107	85.79	1.270	18:11:30.996
11 -	31.696	90.1	45.422	87.7	24.650	96.9	1:41.768	86.07	0.931	18:13:12.764

P10		4		Stewart LINES		Scirocco R - Maximum Motorsport				
LAP	SECTOR 1		SECTOR 2		SECTOR 3		LAP TIME	MPH	DIFF	TIME OF DAY
1 -				81.9	24.706	115.1	1:54.628	76.41	13.601	17:53:24.416
2 -	33.024	90.9	46.166	<b>76.6</b>	46.477	<b>50.8</b>	<b>2:05.667</b>	69.70	24.640	<b>17:55:30.083</b>
3 -	<b>57.433</b>	<b>42.9</b>	1:06.961	53.3	44.538	50.8	2:48.932	51.85	1:07.905	<b>17:58:19.015</b>
4 -	44.060	62.5	57.659	71.3	39.173	<b>50.9</b>	<b>2:20.892</b>	62.17	39.865	<b>18:00:39.907</b>
5 -	42.446	49.4	1:09.636	<b>37.5</b>	34.228	113.5	2:26.310	59.87	45.283	18:03:06.217
6 -	31.974	92.0	44.956	87.4	24.550	<b>116.1</b>	1:41.480	86.32	0.453	18:04:47.697
7 -	32.018	92.0	45.433	87.1	24.416	<b>116.1</b>	1:41.867	85.99	0.840	18:06:29.564
8 -	31.842	91.1	<b>44.848</b>	<b>87.9</b>	<b>24.337</b>	114.3	<b>1:41.027 (1)</b>	<b>86.70</b>		<b>18:08:10.591</b>
9 -	31.645	<b>92.1</b>	45.030	85.7	24.659	113.9	1:41.334	86.44	0.307	18:09:51.925
10 -	31.757	91.9	45.028	<b>87.9</b>	24.374	114.1	1:41.159 (2)	86.59	0.132	18:11:33.084
11 -	<b>31.612</b>	91.6	45.195	87.4	24.383	114.1	1:41.190 (3)	86.56	0.163	18:13:14.274

P11		47		Tom BARLEY		Golf GTI Mk V - Team Hard				
LAP	SECTOR 1		SECTOR 2		SECTOR 3		LAP TIME	MPH	DIFF	TIME OF DAY
1 -				82.2	24.802		1:54.354	76.60	13.652	17:53:24.142
2 -	33.009	91.4	46.166	<b>78.3</b>	45.628		<b>2:04.803</b>	70.18	24.101	<b>17:55:28.945</b>
3 -	<b>57.823</b>	40.4	1:07.052	52.2	44.207	51.6	2:49.082	51.80	1:08.380	<b>17:58:18.027</b>
4 -	44.407	65.5	57.511	74.3	39.100		<b>2:21.018</b>	62.11	40.316	<b>18:00:39.045</b>
5 -	42.701	<b>50.9</b>	1:09.660	<b>37.4</b>	33.713	<b>110.0</b>	2:26.074	59.96	45.372	18:03:05.119
6 -	32.360	<b>91.9</b>	45.102	86.9	24.603		1:42.065	85.82	1.363	18:04:47.184
7 -	32.288	<b>91.9</b>	45.378	90.4	24.427		1:42.093	85.80	1.391	18:06:29.277
8 -	33.147	91.5	45.316	90.0	24.432		1:42.895	85.13	2.193	18:08:12.172
9 -	32.031	90.8	44.940	87.4	24.450		1:41.421 (3)	86.37	0.719	18:09:53.593
10 -	31.776	91.4	<b>44.687</b>	88.3	24.271		1:40.734 (2)	86.96	0.032	18:11:34.327
11 -	<b>31.766</b>	91.0	44.775	<b>90.6</b>	<b>24.161</b>		<b>1:40.702 (1)</b>	<b>86.98</b>		<b>18:13:15.029</b>

P12		77		George WHITE		Scirocco R - KPM Racing				
LAP	SECTOR 1		SECTOR 2		SECTOR 3		LAP TIME	MPH	DIFF	TIME OF DAY
1 -							1:56.885	74.94	15.911	17:53:26.673
2 -							<b>2:05.469</b>	69.81	24.495	<b>17:55:32.142</b>
3 -							<b>2:54.149</b>	50.30	1:13.175	<b>17:58:26.291</b>
4 -							<b>2:15.455</b>	64.66	34.481	<b>18:00:41.746</b>
5 -							2:26.016	59.99	45.042	18:03:07.762
6 -							1:41.578	86.23	0.604	18:04:49.340
7 -							1:41.317 (3)	86.45	0.343	18:06:30.657
8 -							1:41.891	85.97	0.917	18:08:12.548
9 -							1:41.598	86.22	0.624	18:09:54.146
10 -							<b>1:40.974 (1)</b>	<b>86.75</b>		<b>18:11:35.120</b>
11 -							1:41.310 (2)	86.46	0.336	18:13:16.430

P13		41		Sam MORGAN		Golf GTI Mk VI - KPM Racing				
LAP	SECTOR 1		SECTOR 2		SECTOR 3		LAP TIME	MPH	DIFF	TIME OF DAY
1 -				80.9	25.125	114.1	1:56.299	75.32	15.749	17:53:26.087
2 -	33.998	88.5	47.293	<b>78.1</b>	45.690	<b>54.6</b>	<b>2:06.981</b>	68.98	26.431	<b>17:55:33.068</b>
3 -	<b>57.025</b>	41.8	1:06.831	53.4	49.991	66.3	2:53.847	50.38	1:13.297	<b>17:58:26.915</b>
4 -	39.060	66.2	57.056	64.0	39.406	<b>60.7</b>	<b>2:15.522</b>	64.63	34.972	<b>18:00:42.437</b>
5 -	<b>42.206</b>	<b>54.5</b>	1:10.492	<b>35.4</b>	32.835	115.1	2:25.533	60.19	44.983	18:03:07.970
6 -	32.825	92.0	45.265	83.7	24.306	114.7	1:42.396	85.54	1.846	18:04:50.366
7 -	32.106	93.0	45.014	84.0	24.252	114.9	1:41.372 (3)	86.41	0.822	18:06:31.738
8 -	32.150	92.9	44.955	<b>88.3</b>	24.560	114.3	1:41.665	86.16	1.115	18:08:13.403
9 -	31.957	93.5	45.436	83.5	<b>24.188</b>	115.1	1:41.581	86.23	1.031	18:09:54.984
10 -	<b>31.672</b>	<b>94.1</b>	<b>44.611</b>	87.9	24.267	<b>115.5</b>	<b>1:40.550 (1)</b>	<b>87.11</b>		<b>18:11:35.534</b>
11 -	31.989	<b>94.1</b>	44.755	<b>88.3</b>	24.343	114.1	1:41.087 (2)	86.65	0.537	18:13:16.621

Weather / Track : Cloudy / Dry

Brands Hatch GP

Circuit Length = 2.4332 miles

Start: 17:51 Flag 18:12 End: 18:16

# Miltek Sport Volkswagen Racing Cup

## RACE 4 - ROUND 11 - SECTOR ANALYSIS

SECTOR 1 = FL to I1, SECTOR 2 = I1 to I2, SECTOR 3 = I2 to FL, DIFF = Difference To Personal Best Lap

P14 22		Howard FULLER		Golf GTI Mk V - Team Hard						
LAP	SECTOR 1		SECTOR 2		SECTOR 3		LAP TIME	MPH	DIFF	TIME OF DAY
1 -			85.2	24.814	111.8	1:50.911	78.98	11.263	17:53:20.699	
2 -	38.629	89.5	45.977	78.9	45.346	60.4	2:09.952	67.40	30.304	17:55:30.651
3 -	57.590	47.0	1:07.207	48.6	49.556	60.7	2:54.353	50.24	1:14.705	17:58:25.004
4 -	38.887	70.8	57.707	72.7	39.010	51.0	2:15.604	64.59	35.956	18:00:40.608
5 -	42.583	53.4	1:09.715	33.3	33.502	116.3	2:25.800	60.08	46.152	18:03:06.408
6 -	32.284	92.9	44.758	84.6	24.392	114.7	1:41.434	86.36	1.786	18:04:47.842
7 -	32.195	92.5	45.344	83.1	24.327	116.5	1:41.866	85.99	2.218	18:06:29.708
8 -	32.528	90.4	44.710	90.9	27.739	97.8	1:44.977	83.44	5.329	18:08:14.685
9 -	32.375	92.4	44.813	86.5	24.181	112.7	1:41.369 (3)	86.41	1.721	18:09:56.054
10 -	31.334	93.8	44.479	90.6	23.835	116.7	1:39.648 (1)	87.90		18:11:35.702
11 -	31.965	93.5	44.933	89.1	24.144	114.9	1:41.042 (2)	86.69	1.394	18:13:16.744

P15 16		James WALKER		Golf GTI Mk VI - Milltek Sport						
LAP	SECTOR 1		SECTOR 2		SECTOR 3		LAP TIME	MPH	DIFF	TIME OF DAY
1 -			87.7	28.553	85.4	2:10.343	67.20	30.483	17:53:40.131	
2 -	33.370	88.6	48.547	74.1	50.967	57.3	2:12.884	65.92	33.024	17:55:53.015
3 -	47.596	51.4	1:04.786	51.8	1:00.799	47.8	2:53.181	50.58	1:13.321	17:58:46.196
4 -	34.697	89.3	51.614	74.5	42.803	59.7	2:09.114	67.84	29.254	18:00:55.310
5 -	37.760	50.6	1:11.817	46.5	31.130	109.4	2:20.707	62.25	40.847	18:03:16.017
6 -	31.743	89.9	45.071	90.5	24.581	111.1	1:41.395	86.39	1.535	18:04:57.412
7 -	33.221	88.0	44.563	91.3	24.125	113.9	1:41.909	85.95	2.049	18:06:39.321
8 -	31.448	89.8	44.707	90.6	24.556	112.2	1:40.711 (3)	86.97	0.851	18:08:20.032
9 -	31.465	91.3	44.211	90.3	24.318	113.9	1:39.994 (2)	87.60	0.134	18:10:00.026
10 -	31.317	91.3	44.448	90.0	24.095	114.1	1:39.860 (1)	87.72		18:11:39.886
11 -	32.494	89.3	44.977	89.5	24.310	112.9	1:41.781	86.06	1.921	18:13:21.667

P16 9		David FAIRBROTHER		Scirocco R - Slidesports						
LAP	SECTOR 1		SECTOR 2		SECTOR 3		LAP TIME	MPH	DIFF	TIME OF DAY
1 -			82.6	27.219	96.5	2:00.515	72.68	19.118	17:53:30.303	
2 -	33.378	85.0	45.544	78.8	45.558	54.9	2:04.480	70.37	23.083	17:55:34.783
3 -	57.027	39.6	1:06.620	50.0	51.102	58.3	2:54.749	50.12	1:13.352	17:58:29.532
4 -	38.442	57.0	56.549	62.4	39.648	65.7	2:14.639	65.06	33.242	18:00:44.171
5 -	41.830	53.5	1:10.937	41.7	33.084	115.1	2:25.851	60.06	44.454	18:03:10.022
6 -	32.529	91.3	45.349	82.5	24.312	116.1	1:42.190	85.72	0.793	18:04:52.212
7 -	31.975	93.0	44.862	81.0	24.560	116.1	1:41.397 (1)	86.39		18:06:33.609
8 -	31.880	94.7	45.633	82.3	24.440	116.1	1:41.953	85.92	0.556	18:08:15.562
9 -	31.902	94.9	45.293	80.5	24.677	115.9	1:41.872 (2)	85.98	0.475	18:09:57.434
10 -	31.900	94.2	45.300	83.6	24.729	115.7	1:41.929 (3)	85.94	0.532	18:11:39.363
11 -	32.691	91.0	45.912	79.0	24.530	116.5	1:43.133	84.93	1.736	18:13:22.496

P17 23		Kieran GALLAGHER		Golf GTI Mk V - Team Hard						
LAP	SECTOR 1		SECTOR 2		SECTOR 3		LAP TIME	MPH	DIFF	TIME OF DAY
1 -			78.4	27.675	94.9	2:03.349	71.01	22.031	17:53:33.137	
2 -	33.658	89.7	46.865	73.9	42.011	54.9	2:02.534	71.48	21.216	17:55:35.671
3 -	56.848	40.0	1:06.624	48.5	51.752	67.3	2:55.224	49.99	1:13.906	17:58:30.895
4 -	37.729	56.3	56.406	64.7	39.925	64.7	2:14.060	65.34	32.742	18:00:44.955
5 -	41.517	56.5	1:11.261	43.1	32.887	112.2	2:25.665	60.13	44.347	18:03:10.620
6 -	32.204	91.0	45.534	82.4	24.649	113.3	1:42.387	85.55	1.069	18:04:53.007
7 -	31.914	91.3	45.100	88.0	24.474	113.9	1:41.488 (2)	86.31	0.170	18:06:34.495
8 -	32.233	89.8	46.338	86.4	24.725	111.6	1:43.296	84.80	1.978	18:08:17.791
9 -	31.735	90.9	45.016	85.8	24.567	112.5	1:41.318 (1)	86.45		18:09:59.109
10 -	31.961	89.8	45.200	88.8	24.506	112.5	1:41.667 (3)	86.16	0.349	18:11:40.776
11 -	31.911	90.3	45.506	78.3	24.682	114.1	1:42.099	85.79	0.781	18:13:22.875

P18 7		Joe MCMILLAN		Scirocco R - Cobra Engineering						
LAP	SECTOR 1		SECTOR 2		SECTOR 3		LAP TIME	MPH	DIFF	TIME OF DAY
1 -			85.3	26.422	101.3	1:59.431	73.34	17.834	17:53:29.219	
2 -	33.379	90.9	46.210	84.8	45.073	53.6	2:04.662	70.26	23.065	17:55:33.881

Weather / Track : Cloudy / Dry

Brands Hatch GP  
Circuit Length = 2.4332 miles  
Start: 17:51 Flag 18:12 End: 18:16

# Miltek Sport Volkswagen Racing Cup

## RACE 4 - ROUND 11 - SECTOR ANALYSIS

SECTOR 1 = FL to I1, SECTOR 2 = I1 to I2, SECTOR 3 = I2 to FL, DIFF = Difference To Personal Best Lap

3 -	57.305	39.1	1:06.426	49.5	50.584	64.6	2:54.315	50.25	1:12.718	17:58:28.196
4 -	39.160	57.7	56.628	60.9	39.117	63.3	2:14.905	64.93	33.308	18:00:43.101
5 -	42.204	55.9	1:10.633	40.4	33.221	110.7	2:26.058	59.97	44.461	18:03:09.159
6 -	32.522	90.1	45.167	88.0	24.812	113.3	1:42.501	85.46	0.904	18:04:51.660
7 -	32.237	91.4	45.706	87.3	24.760	113.9	1:42.703	85.29	1.106	18:06:34.363
8 -	32.178	92.0	46.892	88.0	24.845	112.7	1:43.915	84.29	2.318	18:08:18.278
9 -	32.125	90.4	<b>44.862</b>	<b>89.8</b>	24.834	112.2	1:41.821 (3)	86.03	0.224	18:10:00.099
10 -	32.077	91.1	45.093	89.4	<b>24.445</b>	112.7	1:41.615 (2)	86.20	0.018	18:11:41.714
11 -	<b>31.728</b>	<b>92.3</b>	45.188	81.7	24.681	<b>114.9</b>	<b>1:41.597 (1)</b>	<b>86.22</b>		<b>18:13:23.311</b>

P19 14		Josh CAYGILL		Scirocco R - AWM Warranty Direct							
LAP	SECTOR 1		SECTOR 2		SECTOR 3		LAP TIME	MPH	DIFF	TIME OF DAY	
1 -				89.5	31.119	79.8	2:12.018	66.35	32.083	17:53:41.806	
2 -	33.254	89.8	48.194	77.7	51.691	56.8	2:13.139	65.79	33.204	17:55:54.945	
3 -	47.759	44.1	1:04.006	50.6	1:01.298	52.1	2:53.063	50.61	1:13.128	17:58:48.008	
4 -	36.362	89.2	49.187	68.6	44.912	54.1	2:10.461	67.14	30.526	18:00:58.469	
5 -	37.175	55.6	1:10.946	42.5	30.341	113.7	2:18.462	63.26	38.527	18:03:16.931	
6 -	32.652	91.0	45.220	91.3	24.319	<b>114.1</b>	1:42.191	85.72	2.256	18:04:59.122	
7 -	31.995	90.5	45.912	88.7	24.490	111.6	1:42.397	85.54	2.462	18:06:41.519	
8 -	31.357	91.9	44.686	<b>93.7</b>	24.298	112.7	1:40.341 (3)	87.30	0.406	18:08:21.860	
9 -	<b>31.215</b>	<b>92.5</b>	44.614	92.1	<b>24.106</b>	113.5	<b>1:39.935 (1)</b>	<b>87.65</b>		<b>18:10:01.795</b>	
10 -	31.407	92.3	45.796	91.5	24.222	112.4	1:41.425	86.36	1.490	18:11:43.220	
11 -	31.354	92.0	<b>44.509</b>	87.6	24.339	113.7	1:40.202 (2)	87.42	0.267	18:13:23.422	

P20 17		Tim SNAYLAM		Scirocco R - AWM Warranty Direct							
LAP	SECTOR 1		SECTOR 2		SECTOR 3		LAP TIME	MPH	DIFF	TIME OF DAY	
1 -				83.5	37.043	81.9	2:07.501	68.70	26.708	17:53:37.289	
2 -	34.047	89.0	45.883	83.7	46.497		2:06.427	69.28	25.634	17:55:43.716	
3 -	53.097	56.5	1:05.331	46.1	56.880		2:55.308	49.96	1:14.515	17:58:39.024	
4 -	35.690	82.6	53.548	78.9	42.546		2:11.784	66.47	30.991	18:00:50.808	
5 -	39.657	51.2	1:10.883	50.0	31.840		2:22.380	61.52	41.587	18:03:13.188	
6 -	32.497	<b>93.2</b>	45.853	87.6	25.033		1:43.383	84.73	2.590	18:04:56.571	
7 -	32.665	91.3	45.237	85.8	24.215		1:42.117	85.78	1.324	18:06:38.688	
8 -	31.922	89.4	45.700	88.8	<b>24.074</b>	<b>117.3</b>	1:41.696 (3)	86.13	0.903	18:08:20.384	
9 -	31.724	91.9	<b>44.863</b>	87.3	24.206	116.3	<b>1:40.793 (1)</b>	<b>86.90</b>		<b>18:10:01.177</b>	
10 -	31.837	93.0	46.775	<b>92.4</b>	24.118	116.5	1:42.730	85.27	1.937	18:11:43.907	
11 -	<b>31.552</b>	91.1	45.356	91.6	24.190		1:41.098 (2)	86.64	0.305	18:13:25.005	

P21 20		Graham EWING		Golf GTI Mk V - Team Hard							
LAP	SECTOR 1		SECTOR 2		SECTOR 3		LAP TIME	MPH	DIFF	TIME OF DAY	
1 -				79.3	28.380	93.0	2:03.151	71.13	19.308	17:53:32.939	
2 -	33.778	88.7	48.111	73.9	44.582	70.0	2:06.471	69.26	22.628	17:55:39.410	
3 -	55.412	44.4	1:05.716	48.5	55.697	59.0	2:56.825	49.53	1:12.982	17:58:36.235	
4 -	36.487	75.0	54.167	75.5	41.174	65.8	2:11.828	66.44	27.985	18:00:48.063	
5 -	40.517	53.9	1:10.958	48.5	32.594	112.0	2:24.069	60.80	40.226	18:03:12.132	
6 -	33.104	<b>90.5</b>	46.824	82.9	25.103	111.8	1:45.031	83.40	1.188	18:04:57.163	
7 -	33.883	89.2	46.621	82.0	24.885	<b>112.2</b>	1:45.389	83.11	1.546	18:06:42.552	
8 -	32.920	89.5	46.655	87.9	24.928	109.8	1:44.503 (3)	83.82	0.660	18:08:27.055	
9 -	<b>32.587</b>	89.8	<b>46.215</b>	<b>89.3</b>	25.041	110.5	<b>1:43.843 (1)</b>	<b>84.35</b>		<b>18:10:10.898</b>	
10 -	32.886	89.5	46.830	84.4	25.032	110.0	1:44.748	83.62	0.905	18:11:55.646	
11 -	32.956	89.8	46.559	87.7	<b>24.846</b>	109.6	1:44.361 (2)	83.93	0.518	18:13:40.007	

P22 88		James PILE		Golf GTI Mk VI - Slidesports							
LAP	SECTOR 1		SECTOR 2		SECTOR 3		LAP TIME	MPH	DIFF	TIME OF DAY	
1 -				83.7	27.622	92.0	2:02.134	71.72	18.713	17:53:31.922	
2 -	34.216	87.7	48.358	79.1	41.985	63.7	2:04.559	70.32	21.138	17:55:36.481	
3 -	56.843	44.0	1:06.451	46.6	51.906	68.6	2:55.200	49.99	1:11.779	17:58:31.681	
4 -	37.582	56.2	56.373	68.6	40.276	61.9	2:14.231	65.25	30.810	18:00:45.912	
5 -	41.286	54.2	1:11.123	46.6	33.263	107.7	2:25.672	60.13	42.251	18:03:11.584	
6 -	33.099	89.1	46.621	86.9	25.221	106.6	1:44.941 (3)	83.47	1.520	18:04:56.525	
7 -	33.593	89.8	47.229	83.1	25.063	<b>110.9</b>	1:45.885	82.72	2.464	18:06:42.410	

Weather / Track : Cloudy / Dry

Brands Hatch GP

Circuit Length = 2.4332 miles

Start: 17:51 Flag 18:12 End: 18:16



# Miltek Sport Volkswagen Racing Cup

## RACE 4 - ROUND 11 - SECTOR ANALYSIS

SECTOR 1 = FL to I1, SECTOR 2 = I1 to I2, SECTOR 3 = I2 to FL, DIFF = Difference To Personal Best Lap

8 -	33.642	88.1	46.900	<b>88.6</b>	25.132	109.4	1:45.674	82.89	2.253	18:08:28.084
9 -	32.439	89.4	<b>45.990</b>	87.8	<b>25.034</b>	109.8	1:43.463 (2)	84.66	0.042	18:10:11.547
10 -	32.666	89.0	47.769	88.3	25.114	108.9	1:45.549	82.99	2.128	18:11:57.096
11 -	<b>32.160</b>	<b>90.1</b>	46.177	86.8	25.084	109.8	<b>1:43.421 (1)</b>	<b>84.70</b>		<b>18:13:40.517</b>

P23 51		Simon ANDREWS			Golf GTI Mk V - AWM Warranty Direct						
LAP	SECTOR 1		SECTOR 2		SECTOR 3		LAP TIME	MPH	DIFF	TIME OF DAY	
1 -			76.5		27.568	94.1	2:03.556	70.89	19.979	17:53:33.344	
2 -	34.839	90.6	47.995	74.2	44.594	70.8	2:07.428	68.74	23.851	17:55:40.772	
3 -	55.103	53.5	1:05.515	47.6	56.089	56.6	2:56.707	49.57	1:13.130	17:58:37.479	
4 -	36.353	81.6	53.770	80.5	41.731	64.9	2:11.854	66.43	28.277	18:00:49.333	
5 -	40.251	50.6	1:10.789	52.2	32.869	106.6	2:23.909	60.87	40.332	18:03:13.242	
6 -	33.608	91.4	47.104	86.0	25.002	<b>113.5</b>	1:45.714	82.86	2.137	18:04:58.956	
7 -	33.192	92.0	46.735	84.6	25.223	112.9	1:45.150	83.30	1.573	18:06:44.106	
8 -	33.039	92.0	46.520	84.0	25.173	112.7	1:44.732 (3)	83.64	1.155	18:08:28.838	
9 -	32.957	92.0	46.006	85.4	24.962	112.5	1:43.925 (2)	84.29	0.348	18:10:12.763	
10 -	32.937	92.0	46.855	85.4	25.271	112.5	1:45.063	83.37	1.486	18:11:57.826	
11 -	<b>32.767</b>	<b>92.3</b>	<b>45.888</b>	<b>87.0</b>	<b>24.922</b>	112.7	<b>1:43.577 (1)</b>	<b>84.57</b>		<b>18:13:41.403</b>	

P24 12		Simon RUDD			Golf GTI Mk V - Team Hard						
LAP	SECTOR 1		SECTOR 2		SECTOR 3		LAP TIME	MPH	DIFF	TIME OF DAY	
1 -		85.7	48.046	79.4	35.008	73.0	2:32.659	57.38	49.705	17:54:02.447	
2 -	35.060	86.9	49.310	75.5	38.327	75.9	2:02.697	71.39	19.743	17:56:05.144	
3 -	43.677	63.3	1:05.574	59.4	57.093	52.1	2:46.344	52.66	1:03.390	17:58:51.488	
4 -	42.224	70.6	58.227	60.5	32.619	91.9	2:13.070	65.82	30.116	18:01:04.558	
5 -	36.581	78.8	1:08.257	42.6	30.636	111.8	2:15.474	64.66	32.520	18:03:20.032	
6 -	33.055	90.0	47.099	81.1	24.943	112.0	1:45.097	83.35	2.143	18:05:05.129	
7 -	32.559	91.4	47.649	78.4	25.187	<b>113.1</b>	1:45.395	83.11	2.441	18:06:50.524	
8 -	33.503	89.7	48.030	82.4	24.848	111.8	1:46.381	82.34	3.427	18:08:36.905	
9 -	32.928	85.2	46.934	81.9	24.761	110.7	1:44.623 (3)	83.72	1.669	18:10:21.528	
10 -	32.359	90.4	46.619	82.8	24.701	111.6	1:43.679 (2)	84.49	0.725	18:12:05.207	
11 -	<b>32.138</b>	90.8	<b>46.172</b>	<b>84.3</b>	<b>24.644</b>	111.1	<b>1:42.954 (1)</b>	<b>85.08</b>		<b>18:13:48.161</b>	

P25 44		Robin RILEY			Scirocco R - AWM Warranty Direct						
LAP	SECTOR 1		SECTOR 2		SECTOR 3		LAP TIME	MPH	DIFF	TIME OF DAY	
1 -			76.5		30.688	85.5	2:09.008	67.90	25.962	17:53:38.796	
2 -	34.435	90.6	49.749	75.4	50.667	61.5	2:14.851	64.95	31.805	17:55:53.647	
3 -	47.817	49.8	1:04.855	53.0	1:00.770	48.2	2:53.442	50.50	1:10.396	17:58:47.089	
4 -	36.772	91.0	49.229	71.7	43.127	61.8	2:09.128	67.83	26.082	18:00:56.217	
5 -	37.998	59.7	1:11.354	47.3	31.115	111.6	2:20.467	62.36	37.421	18:03:16.684	
6 -	33.958	90.6	47.978	79.3	25.578	109.2	1:47.514	81.47	4.468	18:05:04.198	
7 -	33.202	91.3	47.628	79.9	25.122	110.1	1:45.952	82.67	2.906	18:06:50.150	
8 -	34.353	89.0	48.637	78.7	24.960	<b>112.7</b>	1:47.950	81.14	4.904	18:08:38.100	
9 -	32.648	91.0	47.440	76.6	25.729	110.3	1:45.817 (3)	82.78	2.771	18:10:23.917	
10 -	32.384	92.3	46.146	81.8	24.923	111.8	1:43.453 (2)	84.67	0.407	18:12:07.370	
11 -	<b>32.201</b>	<b>92.4</b>	<b>46.130</b>	<b>83.1</b>	<b>24.715</b>	111.8	<b>1:43.046 (1)</b>	<b>85.00</b>		<b>18:13:50.416</b>	

P26 69		Mark CLYNES			Scirocco R - JWB Motorsport						
LAP	SECTOR 1		SECTOR 2		SECTOR 3		LAP TIME	MPH	DIFF	TIME OF DAY	
1 -			79.3		29.969	85.5	2:06.592	69.19	20.864	17:53:36.380	
2 -	34.775	87.8	48.928	80.3	44.752	71.0	2:08.455	68.19	22.727	17:55:44.835	
3 -	53.295	48.8	1:04.912	43.6	57.043	64.8	2:55.250	49.98	1:09.522	17:58:40.085	
4 -	36.705	87.6	53.430	79.8	41.944	67.1	2:12.079	66.32	26.351	18:00:52.164	
5 -	39.072	52.4	1:11.246	47.7	32.562	<b>111.2</b>	2:22.880	61.30	37.152	18:03:15.044	
6 -	33.858	88.0	48.329	81.8	25.651	110.9	1:47.838	81.23	2.110	18:05:02.882	
7 -	33.293	<b>88.3</b>	47.707	81.8	25.651	<b>111.2</b>	1:46.651 (3)	82.13	0.923	18:06:49.533	
8 -	33.445	87.4	47.902	<b>83.4</b>	25.502	110.9	1:46.849	81.98	1.121	18:08:36.382	
9 -	33.259	87.3	48.165	81.9	26.099	108.7	1:47.523	81.46	1.795	18:10:23.905	
10 -	33.198	88.1	<b>47.154</b>	<b>83.4</b>	<b>25.376</b>	110.7	<b>1:45.728 (1)</b>	<b>82.85</b>		<b>18:12:09.633</b>	
11 -	<b>33.069</b>	<b>88.3</b>	47.564	82.6	25.462	110.7	1:46.095 (2)	82.56	0.367	18:13:55.728	

Weather / Track : Cloudy / Dry

Results can be found at [www.tsl-timing.com](http://www.tsl-timing.com)

Page 6 of 7

Brands Hatch GP

Circuit Length = 2.4332 miles

Start: 17:51 Flag 18:12 End: 18:16

Printed - 18:18 Saturday, 30 August 2014

# Miltek Sport Volkswagen Racing Cup

## RACE 4 - ROUND 11 - SECTOR ANALYSIS

SECTOR 1 = FL to I1, SECTOR 2 = I1 to I2, SECTOR 3 = I2 to FL, DIFF = Difference To Personal Best Lap

<b>P27 55</b>		<b>Simon DEATON</b>		Golf GTI Mk V - Team Hard						
LAP	SECTOR 1		SECTOR 2		SECTOR 3		LAP TIME	MPH	DIFF	TIME OF DAY
1 -				76.7	30.092	87.3	2:08.024	68.42	22.547	17:53:37.812
2 -	34.195	89.7	49.152	76.8	44.669	66.2	2:08.016	68.42	22.539	17:55:45.828
3 -	53.285	49.0	1:05.444	50.1	57.570	65.4	2:56.299	49.68	1:10.822	17:58:42.127
4 -	36.576	87.0	53.093	72.0	41.652	65.0	2:11.321	66.70	25.844	18:00:53.448
5 -	38.647	55.1	1:11.425	47.9	32.466	109.6	2:22.538	61.45	37.061	18:03:15.986
6 -	34.090	84.3	48.200	77.6	25.720	110.3	1:48.010	81.10	2.533	18:05:03.996
7 -	32.898	91.9	47.782	79.4	25.368	111.4	1:46.048 (3)	82.60	0.571	18:06:50.044
8 -	33.150	90.0	49.559	79.4	25.337	109.6	1:48.046	81.07	2.569	18:08:38.090
9 -	33.436	91.4	48.034	76.8	25.875	110.3	1:47.345	81.60	1.868	18:10:25.435
10 -	32.881	92.3	47.310	80.9	25.286	111.1	1:45.477 (1)	83.04		18:12:10.912
11 -	32.748	92.0	47.429	80.4	25.324	111.1	1:45.501 (2)	83.03	0.024	18:13:56.413

<b>P28 36</b>		<b>Paul INGLIS</b>		Golf GTI Mk V - Team Hard						
LAP	SECTOR 1		SECTOR 2		SECTOR 3		LAP TIME	MPH	DIFF	TIME OF DAY
1 -				73.4	34.908	78.0	2:18.516	63.24	27.705	17:53:48.304
2 -	36.267	83.5	58.669	54.1	40.111	67.5	2:15.047	64.86	24.236	17:56:03.351
3 -	45.022	60.0	1:05.540	58.1	56.259	48.9	2:46.821	52.51	56.010	17:58:50.172
4 -	43.022	69.6	58.275	64.7	32.482	89.9	2:13.779	65.47	22.968	18:01:03.951
5 -	36.679	77.4	1:08.238	39.4	30.920	103.4	2:15.837	64.48	25.026	18:03:19.788
6 -	35.577	82.7	51.058	76.9	26.400	111.2	1:53.035	77.49	2.224	18:05:12.823
7 -	34.704	83.0	50.682	76.0	26.387	107.0	1:51.773	78.37	0.962	18:07:04.596
8 -	34.704	82.6	51.420	74.6	26.538	109.4	1:52.662	77.75	1.851	18:08:57.258
9 -	34.478	85.2	50.362	74.3	25.971	109.4	1:50.811 (1)	79.05		18:10:48.069
10 -	34.466	84.6	50.355	75.4	25.994	110.7	1:50.815 (2)	79.04	0.004	18:12:38.884
11 -	34.298	85.0	50.443	75.0	26.865	95.1	1:51.606 (3)	78.48	0.795	18:14:30.490

<b>P29 31</b>		<b>Paul DEHADRAY</b>		Scirocco R - JWB Motorsport						
LAP	SECTOR 1		SECTOR 2		SECTOR 3		LAP TIME	MPH	DIFF	TIME OF DAY
1 -				85.8	1:15.415	14.8	2:47.895 (1)	52.17		17:54:17.683

# Miltek Sport Volkswagen Racing Cup

## RACE 4 - ROUND 11 - BEST SECTORS

SECTOR 1			SECTOR 2			SECTOR 3			IDEAL / BEST COMPARISON						
POS	NO	NAME	TIME	NO	NAME	TIME	NO	NAME	TIME	POS	NO	NAME	IDEAL	BEST	DIFF
1	13	FULBROOK	31.133	13	FULBROOK	44.200	22	FULLER	23.835						
2	33	ORROCK	31.205	16	WALKER	44.211	6	SUTTON	23.948	1	13	FULBROOK	1:39.523	1:39.685	0.162
3	14	CAYGILL	31.215	99	WALKER-TULLY	44.380	8	MASON	24.002	2	16	WALKER	1:39.623	1:39.860	0.237
4	6	SUTTON	31.256	37	GREENWAY	44.398	50	WILSON	24.037	3	22	FULLER	1:39.648	1:39.648	0.000
5	16	WALKER	31.317	33	ORROCK	44.476	99	WALKER-TULLY	24.044	4	33	ORROCK	1:39.731	1:39.855	0.124
6	22	FULLER	31.334	22	FULLER	44.479	33	ORROCK	24.050	5	99	WALKER-TULLY	1:39.796	1:39.888	0.092
7	99	WALKER-TULLY	31.372	14	CAYGILL	44.509	17	SNAYLAM	24.074	6	14	CAYGILL	1:39.830	1:39.935	0.105
8	27	DI RESTA	31.379	50	WILSON	44.603	16	WALKER	24.095	7	6	SUTTON	1:39.854	1:39.965	0.111
9	37	GREENWAY	31.391	8	MASON	44.605	37	GREENWAY	24.102	8	37	GREENWAY	1:39.891	1:39.984	0.093
10	5	HOUSE	31.513	41	MORGAN	44.611	14	CAYGILL	24.106	9	8	MASON	1:40.135	1:40.439	0.304
11	8	MASON	31.528	27	DI RESTA	44.626	47	BARLEY	24.161	10	50	WILSON	1:40.208	1:40.515	0.307
12	17	SNAYLAM	31.552	6	SUTTON	44.650	41	MORGAN	24.188	11	27	DI RESTA	1:40.226	1:40.226	0.000
13	50	WILSON	31.568	47	BARLEY	44.687	13	FULBROOK	24.190	12	41	MORGAN	1:40.471	1:40.550	0.079
14	4	LINES	31.612	4	LINES	44.848	27	DI RESTA	24.221	13	17	SNAYLAM	1:40.489	1:40.793	0.304
15	41	MORGAN	31.672	7	MCMILLAN	44.862	5	HOUSE	24.298	14	47	BARLEY	1:40.614	1:40.702	0.088
16	7	MCMILLAN	31.728	9	FAIRBROTHER	44.862	9	FAIRBROTHER	24.312	15	4	LINES	1:40.797	1:41.027	0.230
17	23	GALLAGHER	31.735	17	SNAYLAM	44.863	4	LINES	24.337	16	5	HOUSE	1:40.798	1:40.837	0.039
18	47	BARLEY	31.766	5	HOUSE	44.987	7	MCMILLAN	24.445	17	7	MCMILLAN	1:41.035	1:41.597	0.562
19	9	FAIRBROTHER	31.880	23	GALLAGHER	45.016	23	GALLAGHER	24.474	18	9	FAIRBROTHER	1:41.054	1:41.397	0.343
20	12	RUDD	32.138	51	ANDREWS	45.888	12	RUDD	24.644	19	23	GALLAGHER	1:41.225	1:41.318	0.093
21	88	PILE	32.160	88	PILE	45.990	44	RILEY	24.715	20	12	RUDD	1:42.954	1:42.954	0.000
22	44	RILEY	32.201	44	RILEY	46.130	20	EWING	24.846	21	44	RILEY	1:43.046	1:43.046	0.000
23	20	EWING	32.587	12	RUDD	46.172	51	ANDREWS	24.922	22	88	PILE	1:43.184	1:43.421	0.237
24	55	DEATON	32.748	20	EWING	46.215	88	PILE	25.034	23	51	ANDREWS	1:43.577	1:43.577	0.000
25	51	ANDREWS	32.767	69	CLYNES	47.154	55	DEATON	25.286	24	20	EWING	1:43.648	1:43.843	0.195
26	69	CLYNES	33.069	55	DEATON	47.310	69	CLYNES	25.376	25	55	DEATON	1:45.344	1:45.477	0.133
27	36	INGLIS	34.298	36	INGLIS	50.355	36	INGLIS	25.971	26	69	CLYNES	1:45.599	1:45.728	0.129
28	31	DEHADRAY	1:01.824				31	DEHADRAY	1:15.415	27	36	INGLIS	1:50.624	1:50.811	0.187
29										28	77	WHITE		1:40.974	
30										29	31	DEHADRAY		2:47.895	
31															

Weather / Track : Cloudy / Dry

Results can be found at [www.tsl-timing.com](http://www.tsl-timing.com)

Brands Hatch GP

Circuit Length = 2.4332 miles

Start: 17:51 Flag 18:12 End: 18:16

Printed - 18:19 Saturday, 30 August 2014

# Miltek Sport Volkswagen Racing Cup

## RACE 4 - ROUND 11 - BEST SPEEDS

POS	SECTOR 1			SECTOR 2			FINISH LINE		
	NO	NAME	MPH	NO	NAME	MPH	NO	NAME	MPH
1	9	David FAIRBROTHER	94.9	33	Lucas ORROCK	93.9	17	Tim SNAYLAM	117.3
2	99	Jack WALKER-TULLY	94.6	14	Josh CAYGILL	93.7	6	David SUTTON	116.7
3	41	Sam MORGAN	94.1	13	Joe FULBROOK	93.2	22	Howard FULLER	116.7
4	13	Joe FULBROOK	93.9	17	Tim SNAYLAM	92.4	99	Jack WALKER-TULLY	116.7
5	37	James GREENWAY	93.9	8	Aaron MASON	91.6	9	David FAIRBROTHER	116.5
6	22	Howard FULLER	93.8	16	James WALKER	91.3	37	James GREENWAY	116.3
7	6	David SUTTON	93.7	6	David SUTTON	91.1	4	Stewart LINES	116.1
8	8	Aaron MASON	93.5	37	James GREENWAY	91.0	13	Joe FULBROOK	116.1
9	17	Tim SNAYLAM	93.2	22	Howard FULLER	90.9	5	Philip HOUSE	115.7
10	14	Josh CAYGILL	92.5	47	Tom BARLEY	90.6	41	Sam MORGAN	115.5
11	50	Darrelle WILSON	92.5	50	Darrelle WILSON	90.3	8	Aaron MASON	115.1
12	33	Lucas ORROCK	92.4	27	Stefan DI RESTA	90.1	7	Joe MCMILLAN	114.9
13	44	Robin RILEY	92.4	7	Joe MCMILLAN	89.8	50	Darrelle WILSON	114.9
14	7	Joe MCMILLAN	92.3	20	Graham EWING	89.3	33	Lucas ORROCK	114.3
15	27	Stefan DI RESTA	92.3	5	Philip HOUSE	88.8	14	Josh CAYGILL	114.1
16	51	Simon ANDREWS	92.3	23	Kieran GALLAGHER	88.8	16	James WALKER	114.1
17	55	Simon DEATON	92.3	88	James PILE	88.6	23	Kieran GALLAGHER	114.1
18	4	Stewart LINES	92.1	99	Jack WALKER-TULLY	88.5	51	Simon ANDREWS	113.5
19	47	Tom BARLEY	91.9	41	Sam MORGAN	88.3	12	Simon RUDD	113.1
20	12	Simon RUDD	91.4	4	Stewart LINES	87.9	27	Stefan DI RESTA	112.9
21	16	James WALKER	91.3	51	Simon ANDREWS	87.0	44	Robin RILEY	112.7
22	23	Kieran GALLAGHER	91.3	98	Chris KNOX	86.5	20	Graham EWING	112.2
23	5	Philip HOUSE	91.0	31	Paul DEHADRAY	85.8	55	Simon DEATON	111.4
24	20	Graham EWING	90.5	12	Simon RUDD	84.3	36	Paul INGLIS	111.2
25	88	James PILE	90.1	9	David FAIRBROTHER	83.6	69	Mark CLYNES	111.2
26	69	Mark CLYNES	88.3	69	Mark CLYNES	83.4	88	James PILE	110.9
27	36	Paul INGLIS	85.2	44	Robin RILEY	83.1	47	Tom BARLEY	110.0
28	31	Paul DEHADRAY	40.4	18	Craig MASON	82.8	31	Paul DEHADRAY	14.8
29				55	Simon DEATON	80.9			
30				36	Paul INGLIS	76.9			
31									

Weather / Track : Cloudy / Dry

Results can be found at [www.tsl-timing.com](http://www.tsl-timing.com)

Brands Hatch GP  
 Circuit Length = 2.4332 miles  
 Start: 17:51 Flag 18:12 End: 18:16

Printed - 18:19 Saturday, 30 August 2014

# Miltek Sport Volkswagen Racing Cup

## RACE 4 - ROUND 11 - POSITION CHART

No	Name	Lap												
		Pos	1	2	3	4	5	6	7	8	9	10	11	
6	SUTTON	1	22	6	6	6	6	6	6	6	6	6	6	6
22	FULLER	2	6	27	27	27	27	37	37	37	37	99	99	
99	WALKER-TULLY	3	99	37	37	37	37	27	99	99	99	37	37	
13	FULBROOK	4	27	99	99	99	99	99	27	27	27	27	27	
27	DI RESTA	5	37	50	50	50	50	33	33	33	33	33	33	
8	MASON	6	50	33	33	33	33	50	50	50	13	13	13	
37	GREENWAY	7	13	8	8	8	8	8	8	13	50	50	50	
16	WALKER	8	33	13	13	13	13	13	13	8	8	8	8	
14	CAYGILL	9	8	5	5	5	5	5	5	5	5	5	5	
33	ORROCK	10	5	47	47	47	47	47	47	4	4	4	4	
47	BARLEY	11	47	4	4	4	4	4	4	47	47	47	47	
5	HOUSE	12	4	22	22	22	22	22	22	77	77	77	77	
77	WHITE	13	41	77	77	77	77	77	77	41	41	41	41	
50	WILSON	14	77	41	41	41	41	41	41	22	22	22	22	
41	MORGAN	15	7	7	7	7	7	7	9	9	9	9	16	
17	SNAYLAM	16	9	9	9	9	9	9	7	23	23	16	9	
4	LINES	17	88	23	23	23	23	23	23	7	16	23	23	
7	MC MILLAN	18	20	88	88	88	88	88	17	16	7	7	7	
31	DEHADRAY	19	23	20	20	20	20	17	16	17	17	14	14	
98	KNOX	20	51	51	51	51	17	20	14	14	14	17	17	
9	FAIRBROTHER	21	69	17	17	17	51	16	88	20	20	20	20	
20	EWING	22	17	69	69	69	69	51	20	88	88	88	88	
51	ANDREWS	23	55	55	55	55	55	14	51	51	51	51	51	
23	GALLAGHER	24	44	16	16	16	16	69	69	69	12	12	12	
44	RILEY	25	16	44	44	44	44	55	55	12	69	44	44	
88	PILE	26	14	14	14	14	14	44	44	55	44	69	69	
69	CLYNES	27	36	36	36	36	36	12	12	44	55	55	55	
18	MASON	28	12	12	12	12	12	36	36	36	36	36	36	
55	DEATON	29	31											
36	INGLIS	30												
12	RUDD	31												


Weather / Track : Cloudy / Dry

Results can be found at [www.tsl-timing.com](http://www.tsl-timing.com)

Brands Hatch GP  
 Circuit Length = 2.4332 miles  
 Start: 17:51 Flag 18:12 End: 18:16

Printed - 18:19 Saturday, 30 August 2014

## Miltek Sport Volkswagen Racing Cup RACE 10 - ROUND 12 - GRID

ROW 16	31	18	Craig MASON				
ROW 15	29	31	Paul DEHADRAY	30	98	Chris KNOX	
ROW 14		27	55	Simon DEATON	28	36	Paul INGLIS
ROW 13	25	44	Robin RILEY	26	69	Mark CLYNES	
ROW 12		23	51	Simon ANDREWS	24	12	Simon RUDD
ROW 11	21	20	Graham EWING	22	88	James PILE	
ROW 10		19	14	Josh CAYGILL	20	17	Tim SNAYLAM
ROW 9	17	23	Kieran GALLAGHER	18	7	Joe MCMILLAN	
ROW 8		15	16	James WALKER	16	9	David FAIRBROTHER
ROW 7	13	41	Sam MORGAN	14	22	Howard FULLER	
ROW 6		11	47	Tom BARLEY	12	77	George WHITE
ROW 5	9	5	Philip HOUSE	10	4	Stewart LINES	
ROW 4		7	50	Darrelle WILSON	8	8	Aaron MASON
ROW 3	5	99	Jack WALKER-TULLY	6	6	David SUTTON	
ROW 2		3	27	Stefan DI RESTA	4	37	James GREENWAY
ROW 1	1	13	Joe FULBROOK	2	33	Lucas ORROCK	
<b>Pole</b>							
							

Brands Hatch GP  
Circuit Length = 2.4332 miles

**These results are provisional until the conclusion of any judicial and technical matters.**

Clerk Of Course :		Timekeeper :	
-------------------	--	--------------	--

## Miltek Sport Volkswagen Racing Cup

### RACE 10 - ROUND 12 - CLASSIFICATION

POS	NO	NAME	ENTRY	LAPS	TIME	GAP	DIFF	MPH	BEST	ON
1	6	David SUTTON	Scirocco R - Slidesports	12	21:09.011			82.83	1:39.789	6
2	33	Lucas ORROCK	Scirocco R - KPM Racing	12	21:09.498	0.487	0.487	82.80	1:40.371	9
3	13	Joe FULBROOK	Golf GTI Mk V - AWM Warranty Direct	12	21:09.794	0.783	0.296	82.78	1:40.219	8
4	8	Aaron MASON	Scirocco R - AWM Warranty Direct	12	21:11.617	2.606	1.823	82.66	1:39.654	6
5	16	James WALKER	Golf GTI Mk V - Milltek Sport	12	21:12.064	3.053	0.447	82.63	1:39.791	7
6	4	Stewart LINES	Scirocco R - Maximum Motorsport	12	21:20.944	11.933	8.880	82.06	1:40.979	5
7	47	Tom BARLEY	Golf GTI Mk V - Team Hard	12	21:21.269	12.258	0.325	82.04	1:40.430	9
8	37	James GREENWAY	Scirocco R - AWM Warranty Direct	12	21:23.147	14.136	1.878	81.92	1:40.350	9
9	14	Josh CAYGILL	Scirocco R - AWM Warranty Direct	12	21:27.562	18.551	4.415	81.64	1:40.847	9
10	77 *	George WHITE	Scirocco R - KPM Racing	12	21:33.823	24.812	6.261	81.24	1:41.316	10
11	9	David FAIRBROTHER	Scirocco R - Slidesports	12	21:35.707	26.696	1.884	81.12	1:41.550	10
12	23	Kieran GALLAGHER	Golf GTI Mk V - Team Hard	12	21:36.676	27.665	0.969	81.06	1:41.521	8
13	17	Tim SNAYLAM	Scirocco R - AWM Warranty Direct	12	21:37.192	28.181	0.516	81.03	1:41.386	8
14	27	Stefan DI RESTA	Scirocco R - JWB Motorsport	12	21:38.401	29.390	1.209	80.95	1:41.803	8
15	98	Chris KNOX	Golf GTI Mk VI - THM Racing	12	21:42.650	33.639	4.249	80.69	1:41.841	5
16	12	Simon RUDD	Golf GTI Mk V - RCIB Insurance Racing	12	21:59.510	50.499	16.860	79.66	1:42.912	8
17	51	Simon ANDREWS	Golf GTI Mk V - AWM Warranty Direct	12	21:59.937	50.926	0.427	79.63	1:43.162	9
18	20	Graham EWING	Golf GTI Mk V - Team Hard	12	22:00.026	51.015	0.089	79.63	1:42.871	8
19	44	Robin RILEY	Scirocco R - AWM Warranty Direct	12	22:03.061	54.050	3.035	79.45	1:43.688	8
20	31	Paul DEHADRAY	Scirocco R - JWB Motorsport	12	22:07.697	58.686	4.636	79.17	1:42.972	10
21	88	James PILE	Golf GTI Mk VI - Slidesports	12	22:13.516	1:04.505	5.819	78.82	1:43.727	10
22	55	Simon DEATON	Golf GTI Mk V - Team Hard	12	22:27.026	1:18.015	13.510	78.03	1:44.346	7
23	18	Craig MASON	Golf GTI Mk V - AWM Warranty Direct	12	22:30.764	1:21.753	3.738	77.82	1:46.350	9
24	36	Paul INGLIS	Golf GTI Mk V - Team Hard	12	22:40.041	1:31.030	9.277	77.29	1:46.586	11
25	69	Mark CLYNES	Scirocco R - JWB Motorsport	12	23:21.144	2:12.133	41.103	75.02	1:46.367	11

#### NOT CLASSIFIED

DNF	22	Howard FULLER	Golf GTI Mk V - Team Hard	11	19:29.169	1 Lap	1 Lap	82.41	1:39.558	5
DNF	41	Sam MORGAN	Golf GTI Mk VI - KPM Racing	10	17:56.654	2 Laps	1 Lap	81.36	1:40.830	8
DNF	5	Philip HOUSE	Scirocco R - PH Motorsport	6	11:12.001	6 Laps	4 Laps	78.21	1:41.005	5
DNF	7	Joe MCMILLAN	Scirocco R - Cobra Engineering	6	11:23.167	6 Laps	11.166	76.93	1:42.654	5
DNF	99	Jack WALKER-TULLY	Scirocco R - Cooke & Mason	0						
DNF	50	Darrelle WILSON	Golf GTI - Team Hard	0						

#### FASTEST LAP

22	Howard FULLER	Golf GTI Mk V - Team Hard	5	1:39.558	87.98 mph	141.60 kph
----	---------------	---------------------------	---	----------	-----------	------------

\* Car 77 - No working transponder

Weather / Track : Cloudy / Dry

These results are provisional until the conclusion of any judicial and technical matters.

Brands Hatch GP

Circuit Length = 2.4332 miles

Start: 16:14 Flag 16:35 End: 16:38

Clerk Of Course :	Timekeeper :
-------------------	--------------

# Miltek Sport Volkswagen Racing Cup

## RACE 10 - ROUND 12 - LAP CHART

LAP 1			LAP 2			LAP 3			LAP 4			LAP 5		
NO	BEHIND	LAP TIME	NO	BEHIND	LAP TIME	NO	BEHIND	LAP TIME	NO	BEHIND	LAP TIME	NO	BEHIND	LAP TIME
33		1:51.092	33		2:29.888	6		1:42.422	6		1:40.738	6		1:40.417
6	0.990	1:52.082	6	0.129	2:29.027	33	0.273	1:42.824	33	0.311	1:40.776	33	0.490	1:40.596
13	2.589	1:53.681	13	1.111	2:28.410	13	0.857	1:42.297	13	0.729	1:40.610	13	0.870	1:40.558
4	3.459	1:54.551	4	1.334	2:27.763	4	1.626	1:42.843	22	2.001	1:41.005	22	1.142	1:39.558
27	4.529	1:55.621	27	1.669	2:27.028	22	1.734	1:41.186	4	2.248	1:41.360	4	2.810	1:40.979
22	4.990	1:56.082	22	3.099	2:27.997	5	3.075	1:42.244	16	3.032	1:40.294	16	2.953	1:40.338
5	5.601	1:56.693	5	3.382	2:27.669	16	3.476	1:41.706	5	3.538	1:41.201	5	4.126	1:41.005
41	6.238	1:57.330	41	3.894	2:27.544	41	4.047	1:42.704	41	4.699	1:41.390	41	5.861	1:41.579
16	6.871	1:57.963	16	4.321	2:27.338	27	6.083	1:46.965	8	6.917	1:41.117	8	6.521	1:40.021
9	7.379	1:58.471	9	5.206	2:27.715	9	6.225	1:43.570	47	8.797	1:42.885	37	8.929	1:40.388
47	7.854	1:58.946	47	5.416	2:27.450	8	6.538	1:41.339	37	8.958	1:41.136	47	9.709	1:41.329
7	8.670	1:59.762	7	6.965	2:28.183	47	6.650	1:43.785	9	10.061	1:44.574	9	12.334	1:42.690
8	9.168	2:00.260	8	7.750	2:28.470	37	8.560	1:42.310	27	11.871	1:46.526	27	13.914	1:42.460
23	9.684	2:00.776	23	8.454	2:28.658	7	9.277	1:44.863	14	12.615	1:43.887	14	14.069	1:41.871
14	10.259	2:01.351	14	8.662	2:28.291	14	9.466	1:43.355	7	13.435	1:44.896	7	15.672	1:42.654
37	10.851	2:01.943	37	8.801	2:27.838	23	10.676	1:44.773	23	13.554	1:43.616	77	15.831	1:42.380
77	11.746	2:02.838	77	10.144	2:28.286	77	10.829	1:43.236	77	13.868	1:43.777	23	16.541	1:43.404
88	12.267	2:03.359	88	11.006	2:28.627	17	13.686	1:44.391	17	15.493	1:42.545	17	16.669	1:41.593
17	13.133	2:04.225	17	11.846	2:28.601	88	13.701	1:45.246	98	16.050	1:42.660	98	17.474	1:41.841
20	13.946	2:05.038	20	12.553	2:28.495	20	14.090	1:44.088	88	18.802	1:45.839	88	22.605	1:44.220
98	14.615	2:05.707	98	12.750	2:28.023	98	14.128	1:43.929	20	21.073	1:47.721	20	25.356	1:44.700
51	15.495	2:06.587	51	14.200	2:28.593	51	17.156	1:45.507	51	21.469	1:45.051	12	25.477	1:44.257
12	16.188	2:07.280	12	15.592	2:29.292	12	17.563	1:44.522	12	21.637	1:44.812	51	26.813	1:45.761
44	17.938	2:09.030	44	15.781	2:27.731	44	20.032	1:46.802	44	24.965	1:45.671	44	29.593	1:45.045
18	19.664	2:10.756	18	16.574	2:26.798	55	21.243	1:46.974	55	25.446	1:44.941	55	30.436	1:45.407
55	20.403	2:11.495	55	16.820	2:26.305	18	23.374	1:49.351	31	28.771	1:46.015	31	32.573	1:44.219
31	21.151	2:12.243	31	17.078	2:25.815	31	23.494	1:48.967	18	29.943	1:47.307	18	36.577	1:47.051
69	22.096	2:13.188	69	18.456	2:26.248	69	24.709	1:48.804	69	30.547	1:46.576	69	37.075	1:46.945
36	23.494	2:14.586	36	19.026	2:25.420	36	26.092	1:49.617	36	33.682	1:48.328	36	41.233	1:47.968

Weather / Track : Cloudy / Dry

Brands Hatch GP

Circuit Length = 2.4332 miles

Start: 16:14 Flag 16:35 End: 16:38



# Miltek Sport Volkswagen Racing Cup

## RACE 10 - ROUND 12 - LAP CHART

LAP 6			LAP 7			LAP 8			LAP 9			LAP 10		
NO	BEHIND	LAP TIME	NO	BEHIND	LAP TIME	NO	BEHIND	LAP TIME	NO	BEHIND	LAP TIME	NO	BEHIND	LAP TIME
6		1:39.789	6		1:39.979	6		1:40.215	6		1:40.437	6		1:41.224
33	1.128	1:40.427	22	1.133	1:39.775	22	0.722	1:39.804	22	0.115	1:39.830	22	0.144	1:41.253
22	1.337	1:39.984	33	1.908	1:40.759	33	2.152	1:40.459	33	2.086	1:40.371	33	1.274	1:40.412
13	2.076	1:40.995	13	2.462	1:40.365	13	2.466	1:40.219	13	2.394	1:40.365	13	1.585	1:40.415
16	3.641	1:40.477	16	3.453	1:39.791	16	3.279	1:40.041	16	2.919	1:40.077	16	1.915	1:40.220
4	5.158	1:42.137	8	6.289	1:39.882	8	6.155	1:40.081	8	5.956	1:40.238	8	5.097	1:40.365
8	6.386	1:39.654	4	6.911	1:41.732	4	7.931	1:41.235	4	9.575	1:42.081	4	10.215	1:41.864
41	7.420	1:41.348	41	8.517	1:41.076	41	9.132	1:40.830	41	9.701	1:41.006	41	10.324	1:41.847
5	7.526	1:43.189	37	10.271	1:40.635	37	10.572	1:40.516	37	10.485	1:40.350	37	10.585	1:41.324
37	9.615	1:40.475	47	11.435	1:40.668	47	12.023	1:40.803	47	12.016	1:40.430	47	12.025	1:41.233
47	10.746	1:40.826	14	16.558	1:41.106	14	17.383	1:41.040	14	17.793	1:40.847	14	17.792	1:41.223
9	15.272	1:42.727	9	18.441	1:43.148	9	21.038	1:42.812	77	23.745	1:42.693	77	23.837	1:41.316
14	15.431	1:41.151	77	19.731	1:41.759	77	21.489	1:41.973	9	24.023	1:43.422	9	24.349	1:41.550
27	17.080	1:42.955	27	20.191	1:43.090	27	21.779	1:41.803	27	24.702	1:43.360	27	25.548	1:42.070
77	17.951	1:41.909	23	22.137	1:43.273	23	23.443	1:41.521	23	25.064	1:42.058	23	25.737	1:41.897
7	18.692	1:42.809	17	22.427	1:43.289	17	23.598	1:41.386	17	25.243	1:42.082	17	25.917	1:41.898
23	18.843	1:42.091	98	23.862	1:43.938	98	26.348	1:42.701	98	28.247	1:42.336	98	29.299	1:42.276
17	19.117	1:42.237	12	33.504	1:43.233	12	36.201	1:42.912	20	39.267	1:43.176	20	41.751	1:43.708
98	19.903	1:42.218	20	33.872	1:43.730	20	36.528	1:42.871	12	39.790	1:44.026	12	41.853	1:43.287
20	30.121	1:44.554	51	35.451	1:43.885	51	38.926	1:43.690	51	41.651	1:43.162	51	43.666	1:43.239
12	30.250	1:44.562	44	37.995	1:43.780	44	41.468	1:43.688	44	44.856	1:43.825	44	47.912	1:44.280
51	31.545	1:44.521	55	39.627	1:44.346	55	45.726	1:46.314	55	51.107	1:45.818	31	52.897	1:42.972
44	34.194	1:44.390	31	39.807	1:43.527	31	45.841	1:46.249	31	51.149	1:45.745	55	54.723	1:44.840
55	35.260	1:44.613	88	43.957	1:44.538	88	49.003	1:45.261	88	53.456	1:44.890	88	55.959	1:43.727
31	36.259	1:43.475	18	51.393	1:47.121	18	57.907	1:46.729	18	1:03.820	1:46.350	18	1:09.102	1:46.506
88	39.398	1:56.582	69	51.912	1:46.976	69	58.579	1:46.882	36	1:12.016	1:48.036	36	1:17.577	1:46.785
18	44.251	1:47.463	36	57.130	1:47.894	36	1:04.417	1:47.502	69	1:27.683	2:09.541	69	1:33.245	1:46.786
69	44.915	1:47.629												
36	49.215	1:47.771												

Weather / Track : Cloudy / Dry

Brands Hatch GP

Circuit Length = 2.4332 miles

Start: 16:14 Flag 16:35 End: 16:38

**Miltek Sport Volkswagen Racing Cup**  
**RACE 10 - ROUND 12 - LAP CHART**

LAP 11			LAP 12		
NO	BEHIND	LAP TIME	NO	BEHIND	LAP TIME
6		1:41.650	6		1:41.031
33	0.591	1:40.967	33	0.487	1:40.927
13	1.134	1:41.199	13	0.783	1:40.680
22	1.189	1:42.695	8	2.606	1:40.140
16	1.662	1:41.397	16	3.053	1:42.422
8	3.497	1:40.050	4	11.933	1:41.954
4	11.010	1:42.445	47	12.258	1:42.114
47	11.175	1:40.800	37	14.136	1:41.313
37	13.854	1:44.919	14	18.551	1:41.535
14	18.047	1:41.905	77	24.812	1:42.244
77	23.599	1:41.412	9	26.696	1:43.425
9	24.302	1:41.603	23	27.665	1:41.937
23	26.759	1:42.672	17	28.181	1:42.338
17	26.874	1:42.607	27	29.390	1:43.101
27	27.320	1:43.422	98	33.639	1:44.048
98	30.622	1:42.973	12	50.499	1:46.739
20	44.552	1:44.451	51	50.926	1:46.349
12	44.791	1:44.588	20	51.015	1:47.494
51	45.608	1:43.592	44	54.050	1:44.973
44	50.108	1:43.846	31	58.686	1:44.962
31	54.755	1:43.508	88	1:04.505	1:46.639
55	58.586	1:45.513	55	1:18.015	2:00.460
88	58.897	1:44.588	18	1:21.753	1:48.083
18	1:14.701	1:47.249	36	1:31.030	1:49.548
36	1:22.513	1:46.586	69	2:12.133	2:15.202
69	1:37.962	1:46.367			

Weather / Track : Cloudy / Dry

# Miltek Sport Volkswagen Racing Cup

## RACE 10 - ROUND 12 - SECTOR ANALYSIS

SECTOR 1 = FL to I1, SECTOR 2 = I1 to I2, SECTOR 3 = I2 to FL, DIFF = Difference To Personal Best Lap

P1		6		David SUTTON		Scirocco R - Slidesports					
LAP	SECTOR 1		SECTOR 2		SECTOR 3		LAP TIME	MPH	DIFF	TIME OF DAY	
1 -		92.3	45.867	86.5	26.683	78.0	1:52.082	78.15	12.293	16:16:33.618	
2 -	56.669	53.0	1:04.106	51.8	28.252	111.1	2:29.027	58.78	49.238	16:19:02.645	
3 -	32.807	92.3	45.158	88.4	24.457	114.5	1:42.422	85.52	2.633	16:20:45.067	
4 -	31.830	92.9	44.741	91.1	24.167	114.7	1:40.738	86.95	0.949	16:22:25.805	
5 -	31.652	92.9	44.604	91.1	24.161	115.3	1:40.417	87.23	0.628	16:24:06.222	
6 -	31.412	92.8	44.386	91.1	23.991	115.1	1:39.789 (1)	87.78		16:25:46.011	
7 -	31.477	92.9	44.485	89.9	24.017	114.9	1:39.979 (2)	87.61	0.190	16:27:25.990	
8 -	31.370	92.8	44.561	91.3	24.284	115.3	1:40.215 (3)	87.41	0.426	16:29:06.205	
9 -	31.535	92.8	44.811	90.4	24.091	116.7	1:40.437	87.21	0.648	16:30:46.642	
10 -	31.900	92.8	45.328	90.5	23.996	116.5	1:41.224	86.53	1.435	16:32:27.866	
11 -	31.927	92.0	45.425	91.6	24.298	114.5	1:41.650	86.17	1.861	16:34:09.516	
12 -	31.745	92.8	44.971	89.5	24.315	114.7	1:41.031	86.70	1.242	16:35:50.547	

P2		33		Lucas ORROCK		Scirocco R - KPM Racing					
LAP	SECTOR 1		SECTOR 2		SECTOR 3		LAP TIME	MPH	DIFF	TIME OF DAY	
1 -		90.3	45.908	86.9	26.350	77.9	1:51.092	78.85	10.721	16:16:32.628	
2 -	56.665	59.3	1:04.340	56.8	28.883	108.7	2:29.888	58.44	49.517	16:19:02.516	
3 -	33.184	91.9	45.159	90.5	24.481	109.4	1:42.824	85.19	2.453	16:20:45.340	
4 -	31.833	91.5	44.800	92.3	24.143	113.1	1:40.776	86.92	0.405	16:22:26.116	
5 -	31.626	92.0	44.819	91.9	24.151	113.3	1:40.596	87.07	0.225	16:24:06.712	
6 -	31.445	91.9	44.756	92.5	24.226	112.7	1:40.427 (3)	87.22	0.056	16:25:47.139	
7 -	31.430	92.3	45.120	93.7	24.209	113.7	1:40.759	86.93	0.388	16:27:27.898	
8 -	31.444	91.4	44.796	93.3	24.219	113.1	1:40.459	87.19	0.088	16:29:08.357	
9 -	31.454	91.5	44.619	90.4	24.298	113.3	1:40.371 (1)	87.27		16:30:48.728	
10 -	31.582	90.9	44.606	92.6	24.224	114.1	1:40.412 (2)	87.23	0.041	16:32:29.140	
11 -	31.674	91.6	45.039	91.0	24.254	113.1	1:40.967	86.75	0.596	16:34:10.107	
12 -	31.670	91.6	44.898	92.4	24.359	113.9	1:40.927	86.79	0.556	16:35:51.034	

P3		13		Joe FULBROOK		Golf GTI Mk V - AWM Warranty Direct					
LAP	SECTOR 1		SECTOR 2		SECTOR 3		LAP TIME	MPH	DIFF	TIME OF DAY	
1 -		90.4	45.777	87.4	28.033	60.1	1:53.681	77.05	13.462	16:16:35.217	
2 -	56.544	52.7	1:03.496	52.7	28.370	112.0	2:28.410	59.02	48.191	16:19:03.627	
3 -	32.836	90.3	44.963	92.3	24.498	112.4	1:42.297	85.63	2.078	16:20:45.924	
4 -	31.921	91.8	44.398	90.9	24.291	113.5	1:40.610	87.06	0.391	16:22:26.534	
5 -	31.696	91.8	44.511	89.0	24.351	112.4	1:40.558	87.11	0.339	16:24:07.092	
6 -	31.451	91.8	45.235	92.5	24.309	112.4	1:40.995	86.73	0.776	16:25:48.087	
7 -	31.615	92.0	44.468	94.1	24.282	112.9	1:40.365 (2)	87.27	0.146	16:27:28.452	
8 -	31.508	91.9	44.427	93.0	24.284	113.5	1:40.219 (1)	87.40		16:29:08.671	
9 -	31.513	91.8	44.402	91.5	24.450	113.3	1:40.365 (2)	87.27	0.146	16:30:49.036	
10 -	31.581	90.6	44.518	90.5	24.316	114.3	1:40.415	87.23	0.196	16:32:29.451	
11 -	31.753	91.6	44.823	91.6	24.623	112.0	1:41.199	86.56	0.980	16:34:10.650	
12 -	31.650	91.9	44.558	90.0	24.472	113.5	1:40.680	87.00	0.461	16:35:51.330	

P4		8		Aaron MASON		Scirocco R - AWM Warranty Direct					
LAP	SECTOR 1		SECTOR 2		SECTOR 3		LAP TIME	MPH	DIFF	TIME OF DAY	
1 -		92.3	46.977	86.1	27.045	56.2	2:00.260	72.84	20.606	16:16:41.796	
2 -	1:00.011	45.7	1:00.625	54.6	27.834	113.7	2:28.470	59.00	48.816	16:19:10.266	
3 -	32.366	92.8	44.465	88.4	24.508	113.7	1:41.339	86.44	1.685	16:20:51.605	
4 -	32.701	92.5	44.309	91.1	24.107	114.3	1:41.117	86.63	1.463	16:22:32.722	
5 -	31.802	93.0	44.215	91.5	24.004	114.3	1:40.021 (3)	87.58	0.367	16:24:12.743	
6 -	31.409	92.8	44.351	91.5	23.894	114.1	1:39.654 (1)	87.90		16:25:52.397	
7 -	31.300	93.3	44.440	91.8	24.142	113.3	1:39.882 (2)	87.70	0.228	16:27:32.279	
8 -	31.414	92.9	44.511	91.4	24.156	114.3	1:40.081	87.52	0.427	16:29:12.360	
9 -	31.367	93.9	44.562	82.8	24.309	113.9	1:40.238	87.39	0.584	16:30:52.598	
10 -	31.596	93.5	44.665	89.3	24.104	113.9	1:40.365	87.27	0.711	16:32:32.963	
11 -	31.424	93.5	44.644	91.1	23.982	114.7	1:40.050	87.55	0.396	16:34:13.013	
12 -	31.486	93.7	44.254	91.1	24.400	108.2	1:40.140	87.47	0.486	16:35:53.153	

Weather / Track : Cloudy / Dry

Brands Hatch GP

Circuit Length = 2.4332 miles

Start: 16:14 Flag 16:35 End: 16:38

# Miltek Sport Volkswagen Racing Cup

## RACE 10 - ROUND 12 - SECTOR ANALYSIS

SECTOR 1 = FL to I1, SECTOR 2 = I1 to I2, SECTOR 3 = I2 to FL, DIFF = Difference To Personal Best Lap

P5		16		James WALKER		Golf GTI Mk VI - Milltek Sport					
LAP	SECTOR 1		SECTOR 2		SECTOR 3		LAP TIME	MPH	DIFF	TIME OF DAY	
1 -		88.4	46.688	88.6	27.084	54.3	1:57.963	74.25	18.172	16:16:39.499	
2 -	59.196	49.8	1:01.015	44.9	27.127	114.9	2:27.338	59.45	47.547	16:19:06.837	
3 -	32.192	89.5	44.945	89.5	24.569	114.7	1:41.706	86.12	1.915	16:20:48.543	
4 -	31.706	90.6	44.542	89.0	24.046	114.9	1:40.294	87.34	0.503	16:22:28.837	
5 -	31.489	90.5	44.441	91.8	24.408	114.5	1:40.338	87.30	0.547	16:24:09.175	
6 -	31.808	90.6	44.645	92.8	24.024	113.5	1:40.477	87.18	0.686	16:25:49.652	
7 -	31.245	90.1	44.403	92.5	24.143	113.9	1:39.791 (1)	87.78		16:27:29.443	
8 -	31.323	90.0	44.432	92.5	24.286	114.1	1:40.041 (2)	87.56	0.250	16:29:09.484	
9 -	31.583	91.0	44.373	91.8	24.121	114.9	1:40.077 (3)	87.53	0.286	16:30:49.561	
10 -	31.457	90.6	44.612	89.9	24.151	114.9	1:40.220	87.40	0.429	16:32:29.781	
11 -	31.658	91.3	45.377	89.9	24.362	113.7	1:41.397	86.39	1.606	16:34:11.178	
12 -	31.669	92.1	44.875	89.4	25.878	105.0	1:42.422	85.52	2.631	16:35:53.600	

P6		4		Stewart LINES		Scirocco R - Maximum Motorsport					
LAP	SECTOR 1		SECTOR 2		SECTOR 3		LAP TIME	MPH	DIFF	TIME OF DAY	
1 -		90.4	46.371	83.7	27.324	61.8	1:54.551	76.47	13.572	16:16:36.087	
2 -	56.468	54.9	1:03.305	48.6	27.990	113.5	2:27.763	59.28	46.784	16:19:03.850	
3 -	33.158	89.4	45.107	86.3	24.578	115.5	1:42.843	85.17	1.864	16:20:46.693	
4 -	31.913	92.3	44.856	87.6	24.591	115.1	1:41.360 (3)	86.42	0.381	16:22:28.053	
5 -	31.775	92.4	44.693	91.6	24.511	115.1	1:40.979 (1)	86.74		16:24:09.032	
6 -	32.300	91.8	45.392	91.6	24.445	113.7	1:42.137	85.76	1.158	16:25:51.169	
7 -	31.633	91.4	45.632	87.6	24.467	114.5	1:41.732	86.10	0.753	16:27:32.901	
8 -	31.623	91.9	45.096	90.8	24.516	113.5	1:41.235 (2)	86.52	0.256	16:29:14.136	
9 -	31.769	91.5	44.959	91.3	25.353	114.1	1:42.081	85.81	1.102	16:30:56.217	
10 -	31.860	91.1	45.573	87.9	24.431	115.5	1:41.864	85.99	0.885	16:32:38.081	
11 -	31.960	91.9	45.722	90.9	24.763	113.7	1:42.445	85.50	1.466	16:34:20.526	
12 -	31.917	90.8	45.410	86.9	24.627	113.5	1:41.954	85.91	0.975	16:36:02.480	

P7		47		Tom BARLEY		Golf GTI Mk V - Team Hard					
LAP	SECTOR 1		SECTOR 2		SECTOR 3		LAP TIME	MPH	DIFF	TIME OF DAY	
1 -		88.1	47.262	82.5	27.310	55.0	1:58.946	73.64	18.516	16:16:40.482	
2 -	59.597	52.1	1:00.833	49.5	27.020	111.8	2:27.450	59.40	47.020	16:19:07.932	
3 -	32.522	92.3	45.766	85.1	25.497	111.4	1:43.785	84.40	3.355	16:20:51.717	
4 -	33.178	90.1	45.237	88.3	24.470	112.0	1:42.885	85.14	2.455	16:22:34.602	
5 -	32.270	92.3	44.726	86.7	24.333	110.0	1:41.329	86.44	0.899	16:24:15.931	
6 -	31.716	91.4	44.793	89.7	24.317	109.8	1:40.826	86.88	0.396	16:25:56.757	
7 -	31.700	90.4	44.789	86.0	24.179	112.0	1:40.668 (2)	87.01	0.238	16:27:37.425	
8 -	31.630	92.0	45.002	90.5	24.171	112.2	1:40.803	86.90	0.373	16:29:18.228	
9 -	31.639	91.9	44.570	89.5	24.221	110.3	1:40.430 (1)	87.22		16:30:58.658	
10 -	31.733	91.1	44.744	95.4	24.756	110.1	1:41.233	86.53	0.803	16:32:39.891	
11 -	31.630	91.6	45.044	88.5	24.126	113.1	1:40.800 (3)	86.90	0.370	16:34:20.691	
12 -	32.066	90.6	45.288	86.8	24.760	105.3	1:42.114	85.78	1.684	16:36:02.805	

P8		37		James GREENWAY		Scirocco R - AWM Warranty Direct					
LAP	SECTOR 1		SECTOR 2		SECTOR 3		LAP TIME	MPH	DIFF	TIME OF DAY	
1 -		91.1	46.418	79.5	27.748	52.2	2:01.943	71.83	21.593	16:16:43.479	
2 -	1:01.916	53.3	58.962	59.5	26.960	116.7	2:27.838	59.25	47.488	16:19:11.317	
3 -	32.279	92.0	45.557	85.1	24.474	114.3	1:42.310	85.62	1.960	16:20:53.627	
4 -	31.777	92.5	45.010	90.4	24.349	115.5	1:41.136	86.61	0.786	16:22:34.763	
5 -	31.532	92.8	44.533	89.4	24.323	114.1	1:40.388 (2)	87.25	0.038	16:24:15.151	
6 -	31.596	93.3	44.676	90.9	24.203	113.9	1:40.475 (3)	87.18	0.125	16:25:55.626	
7 -	31.672	93.0	44.717	90.3	24.246	114.5	1:40.635	87.04	0.285	16:27:36.261	
8 -	31.590	92.4	44.558	91.5	24.368	114.5	1:40.516	87.14	0.166	16:29:16.777	
9 -	31.563	92.6	44.515	89.8	24.272	114.5	1:40.350 (1)	87.29		16:30:57.127	
10 -	31.527	92.8	45.630	88.4	24.167	115.5	1:41.324	86.45	0.974	16:32:38.451	
11 -	31.855	93.2	48.639	87.6	24.425	113.9	1:44.919	83.49	4.569	16:34:23.370	
12 -	31.970	91.9	44.700	90.5	24.643	106.8	1:41.313	86.46	0.963	16:36:04.683	

Weather / Track : Cloudy / Dry

Brands Hatch GP

Circuit Length = 2.4332 miles

Start: 16:14 Flag 16:35 End: 16:38

# Miltek Sport Volkswagen Racing Cup

## RACE 10 - ROUND 12 - SECTOR ANALYSIS

SECTOR 1 = FL to I1, SECTOR 2 = I1 to I2, SECTOR 3 = I2 to FL, DIFF = Difference To Personal Best Lap

P9		14		Josh CAYGILL		Scirocco R - AWM Warranty Direct					
LAP	SECTOR 1		SECTOR 2		SECTOR 3		LAP TIME	MPH	DIFF	TIME OF DAY	
1 -		89.4	47.731	88.6	27.723	56.8	2:01.351	72.18	20.504	16:16:42.887	
2 -	1:00.548	49.9	1:00.014	53.9	27.729	113.7	2:28.291	59.07	47.444	16:19:11.178	
3 -	33.297	90.0	45.811	91.4	24.247	113.5	1:43.355	84.75	2.508	16:20:54.533	
4 -	32.697	89.7	46.716	90.0	24.474	111.6	1:43.887	84.32	3.040	16:22:38.420	
5 -	32.159	91.8	45.358	90.5	24.354	113.3	1:41.871	85.98	1.024	16:24:20.291	
6 -	32.026	90.8	44.861	87.3	24.264	112.4	1:41.151	86.60	0.304	16:26:01.442	
7 -	31.663	90.8	45.049	92.1	24.394	110.5	1:41.106 (3)	86.64	0.259	16:27:42.548	
8 -	31.625	90.9	45.087	92.6	24.328	110.9	1:41.040 (2)	86.69	0.193	16:29:23.588	
9 -	31.555	90.9	45.046	91.4	24.246	111.6	1:40.847 (1)	86.86		16:31:04.435	
10 -	31.552	91.5	45.181	92.5	24.490	110.3	1:41.223	86.54	0.376	16:32:45.658	
11 -	31.776	91.1	45.331	93.4	24.798	111.1	1:41.905	85.96	1.058	16:34:27.563	
12 -	31.745	91.0	45.217	90.1	24.573	110.9	1:41.535	86.27	0.688	16:36:09.098	

P10		77		George WHITE		Scirocco R - KPM Racing					
LAP	SECTOR 1		SECTOR 2		SECTOR 3		LAP TIME	MPH	DIFF	TIME OF DAY	
1 -							2:02.838	71.31	21.522	16:16:44.374	
2 -							2:28.286	59.07	46.970	16:19:12.660	
3 -							1:43.236	84.85	1.920	16:20:55.896	
4 -							1:43.777	84.41	2.461	16:22:39.673	
5 -							1:42.380	85.56	1.064	16:24:22.053	
6 -							1:41.909	85.95	0.593	16:26:03.962	
7 -							1:41.759 (3)	86.08	0.443	16:27:45.721	
8 -							1:41.973	85.90	0.657	16:29:27.694	
9 -							1:42.693	85.30	1.377	16:31:10.387	
10 -							1:41.316 (1)	86.46		16:32:51.703	
11 -							1:41.412 (2)	86.37	0.096	16:34:33.115	
12 -							1:42.244	85.67	0.928	16:36:15.359	

P11		9		David FAIRBROTHER		Scirocco R - Slidesports					
LAP	SECTOR 1		SECTOR 2		SECTOR 3		LAP TIME	MPH	DIFF	TIME OF DAY	
1 -		87.6	47.532	83.2	27.057	55.2	1:58.471	73.94	16.921	16:16:40.007	
2 -	59.252	48.1	1:01.173	48.0	27.290	115.1	2:27.715	59.30	46.165	16:19:07.722	
3 -	32.416	93.0	45.845	81.0	25.309	115.1	1:43.570	84.57	2.020	16:20:51.292	
4 -	33.560	87.7	46.392	82.6	24.622	115.1	1:44.574	83.76	3.024	16:22:35.866	
5 -	32.072	93.3	46.030	83.6	24.588	114.5	1:42.690 (3)	85.30	1.140	16:24:18.556	
6 -	32.422	90.1	45.734	82.4	24.571	114.1	1:42.727	85.27	1.177	16:26:01.283	
7 -	32.892	91.5	45.756	83.8	24.500	115.1	1:43.148	84.92	1.598	16:27:44.431	
8 -	31.999	93.3	46.008	82.8	24.805	115.1	1:42.812	85.20	1.262	16:29:27.243	
9 -	32.802	89.8	46.377	86.1	24.243	114.9	1:43.422	84.69	1.872	16:31:10.665	
10 -	32.164	93.0	44.969	85.8	24.417	115.7	1:41.550 (1)	86.26		16:32:52.215	
11 -	31.983	92.1	45.247	83.0	24.373	113.9	1:41.603 (2)	86.21	0.053	16:34:33.818	
12 -	32.640	89.9	45.469	80.9	25.316	113.1	1:43.425	84.69	1.875	16:36:17.243	

P12		23		Kieran GALLAGHER		Golf GTI Mk V - Team Hard					
LAP	SECTOR 1		SECTOR 2		SECTOR 3		LAP TIME	MPH	DIFF	TIME OF DAY	
1 -		85.4	47.806	85.3	27.945	56.2	2:00.776	72.52	19.255	16:16:42.312	
2 -	59.852	47.2	1:00.735	53.3	28.071	111.8	2:28.658	58.92	47.137	16:19:10.970	
3 -	33.410	89.5	46.418	86.3	24.945	113.1	1:44.773	83.60	3.252	16:20:55.743	
4 -	32.822	90.0	45.853	79.9	24.941	113.3	1:43.616	84.54	2.095	16:22:39.359	
5 -	32.983	89.5	45.672	86.9	24.749	112.2	1:43.404	84.71	1.883	16:24:22.763	
6 -	32.338	90.4	45.209	84.2	24.544	112.7	1:42.091	85.80	0.570	16:26:04.854	
7 -	32.624	88.4	46.266	84.9	24.383	112.0	1:43.273	84.82	1.752	16:27:48.127	
8 -	31.900	89.8	45.088	86.7	24.533	112.2	1:41.521 (1)	86.28		16:29:29.648	
9 -	31.712	91.4	45.735	83.2	24.611	112.9	1:42.058	85.83	0.537	16:31:11.706	
10 -	32.576	88.4	44.616	85.7	24.705	113.3	1:41.897 (2)	85.96	0.376	16:32:53.603	
11 -	32.645	89.0	45.365	85.1	24.662	110.9	1:42.672	85.31	1.151	16:34:36.275	
12 -	32.023	90.4	45.112	84.0	24.802	111.4	1:41.937 (3)	85.93	0.416	16:36:18.212	

Weather / Track : Cloudy / Dry

Brands Hatch GP

Circuit Length = 2.4332 miles

Start: 16:14 Flag 16:35 End: 16:38

# Miltek Sport Volkswagen Racing Cup

## RACE 10 - ROUND 12 - SECTOR ANALYSIS

SECTOR 1 = FL to I1, SECTOR 2 = I1 to I2, SECTOR 3 = I2 to FL, DIFF = Difference To Personal Best Lap

P13 17		Tim SNAYLAM		Scirocco R - AWM Warranty Direct						
LAP	SECTOR 1	SECTOR 2	SECTOR 3	LAP TIME	MPH	DIFF	TIME OF DAY			
1 -		91.1	48.233	84.3	28.614	48.4	2:04.225	70.51	22.839	16:16:45.761
2 -	1:03.266	66.8	56.801	58.6	28.534	115.9	2:28.601	58.94	47.215	16:19:14.362
3 -	33.194	89.2	46.429	86.2	24.768	115.3	1:44.391	83.91	3.005	16:20:58.753
4 -	32.350	89.3	45.859	84.5	24.336	116.1	1:42.545	85.42	1.159	16:22:41.298
5 -	32.254	89.8	45.194	88.0	24.145	116.3	1:41.593 (2)	86.22	0.207	16:24:22.891
6 -	32.494	91.6	45.447	85.3	24.296	114.9	1:42.237	85.68	0.851	16:26:05.128
7 -	32.488	85.8	46.837	88.0	23.964	116.7	1:43.289	84.80	1.903	16:27:48.417
8 -	31.871	91.0	45.463	89.2	24.052	115.9	1:41.386 (1)	86.40		16:29:29.803
9 -	32.204	91.9	45.398	83.8	24.480	117.5	1:42.082	85.81	0.696	16:31:11.885
10 -	32.579	88.4	45.065	89.2	24.254	115.9	1:41.898 (3)	85.96	0.512	16:32:53.783
11 -	32.688	89.1	45.567	86.2	24.352	115.9	1:42.607	85.37	1.221	16:34:36.390
12 -	32.558	90.3	45.334	87.6	24.446	113.7	1:42.338	85.59	0.952	16:36:18.728

P14 27		Stefan DI RESTA		Scirocco R - JWB Motorsport						
LAP	SECTOR 1	SECTOR 2	SECTOR 3	LAP TIME	MPH	DIFF	TIME OF DAY			
1 -		88.8	46.457	85.7	27.376	57.5	1:55.621	75.76	13.818	16:16:37.157
2 -	57.497	56.6	1:01.962	49.7	27.569	109.4	2:27.028	59.57	45.225	16:19:04.185
3 -	33.170	90.5	46.969	85.8	26.826	108.0	1:46.965	81.89	5.162	16:20:51.150
4 -	34.677	89.9	45.929	83.5	25.920	105.5	1:46.526	82.23	4.723	16:22:37.676
5 -	32.346	90.9	45.472	85.9	24.642	111.2	1:42.460 (3)	85.49	0.657	16:24:20.136
6 -	33.328	90.0	45.165	89.1	24.462	110.5	1:42.955	85.08	1.152	16:26:03.091
7 -	32.483	91.0	46.150	87.0	24.457	111.4	1:43.090	84.97	1.287	16:27:46.181
8 -	32.176	90.9	45.016	87.4	24.611	111.6	1:41.803 (1)	86.04		16:29:27.984
9 -	32.642	90.8	46.239	86.9	24.479	112.2	1:43.360	84.75	1.557	16:31:11.344
10 -	32.580	90.3	44.713	92.3	24.777	112.0	1:42.070 (2)	85.82	0.267	16:32:53.414
11 -	32.804	89.0	46.106	84.2	24.512	112.2	1:43.422	84.69	1.619	16:34:36.836
12 -	32.635	91.1	45.539	87.0	24.927	101.8	1:43.101	84.96	1.298	16:36:19.937

P15 98		Chris KNOX		Golf GTI Mk VI - THM Racing						
LAP	SECTOR 1	SECTOR 2	SECTOR 3	LAP TIME	MPH	DIFF	TIME OF DAY			
1 -		87.8	48.430	79.5	29.654	44.5	2:05.707	69.68	23.866	16:16:47.243
2 -	1:04.212	72.0	55.653	69.3	28.158	113.5	2:28.023	59.17	46.182	16:19:15.266
3 -	33.063	92.0	45.999	84.2	24.867	114.1	1:43.929	84.28	2.088	16:20:59.195
4 -	32.696	90.3	45.620	89.0	24.344	112.5	1:42.660	85.32	0.819	16:22:41.855
5 -	32.211	91.1	45.391	89.3	24.239	112.0	1:41.841 (1)	86.01		16:24:23.696
6 -	32.292	91.0	45.469	85.3	24.457	112.0	1:42.218 (2)	85.69	0.377	16:26:05.914
7 -	32.076	91.0	47.089	85.7	24.773	111.6	1:43.938	84.27	2.097	16:27:49.852
8 -	32.126	91.1	45.888	87.3	24.687	111.1	1:42.701	85.29	0.860	16:29:32.553
9 -	32.375	90.1	45.355	86.4	24.606	110.9	1:42.336	85.59	0.495	16:31:14.889
10 -	32.032	90.8	45.521	86.5	24.723	111.1	1:42.276 (3)	85.64	0.435	16:32:57.165
11 -	32.245	90.8	45.958	84.5	24.770	111.4	1:42.973	85.06	1.132	16:34:40.138
12 -	32.368	91.1	45.622	85.1	26.058	91.6	1:44.048	84.19	2.207	16:36:24.186

P16 12		Simon RUDD		Golf GTI Mk V - RCIB Insurance Racing						
LAP	SECTOR 1	SECTOR 2	SECTOR 3	LAP TIME	MPH	DIFF	TIME OF DAY			
1 -		83.7	48.229	79.9	29.888	38.9	2:07.280	68.82	24.368	16:16:48.816
2 -	1:06.342	78.5	53.731	69.3	29.219	110.7	2:29.292	58.67	46.380	16:19:18.108
3 -	33.043	90.9	46.618	83.3	24.861	113.1	1:44.522	83.80	1.610	16:21:02.630
4 -	32.565	90.0	46.951	81.4	25.296	113.9	1:44.812	83.57	1.900	16:22:47.442
5 -	32.390	91.3	47.163	84.4	24.704	113.3	1:44.257	84.02	1.345	16:24:31.699
6 -	32.969	88.7	46.932	81.8	24.661	113.7	1:44.562	83.77	1.650	16:26:16.261
7 -	32.716	90.0	46.058	84.5	24.459	111.1	1:43.233 (2)	84.85	0.321	16:27:59.494
8 -	32.132	90.4	46.365	84.9	24.415	110.9	1:42.912 (1)	85.11		16:29:42.406
9 -	33.212	91.4	46.337	83.5	24.477	112.2	1:44.026	84.20	1.114	16:31:26.432
10 -	32.001	91.0	46.564	85.1	24.722	111.6	1:43.287 (3)	84.81	0.375	16:33:09.719
11 -	33.072	91.1	47.019	83.4	24.497	114.1	1:44.588	83.75	1.676	16:34:54.307
12 -	32.299	87.0	46.583	85.8	27.857	96.6	1:46.739	82.06	3.827	16:36:41.046

Weather / Track : Cloudy / Dry

Brands Hatch GP

Circuit Length = 2.4332 miles

Start: 16:14 Flag 16:35 End: 16:38

# Miltek Sport Volkswagen Racing Cup

## RACE 10 - ROUND 12 - SECTOR ANALYSIS

SECTOR 1 = FL to I1, SECTOR 2 = I1 to I2, SECTOR 3 = I2 to FL, DIFF = Difference To Personal Best Lap

P17 51		Simon ANDREWS			Golf GTI Mk V - AWM Warranty Direct					
LAP	SECTOR 1	SECTOR 2		SECTOR 3		LAP TIME	MPH	DIFF	TIME OF DAY	
1 -		88.0	48.089	81.1	29.613	38.3	2:06.587	69.20	23.425	16:16:48.123
2 -	1:05.035	78.0	54.715	71.6	28.843	112.2	2:28.593	58.95	45.431	16:19:16.716
3 -	33.857	89.8	46.504	84.0	25.146	113.3	1:45.507	83.02	2.345	16:21:02.223
4 -	32.770	92.6	46.824	84.9	25.457	113.7	1:45.051	83.38	1.889	16:22:47.274
5 -	33.594	92.0	46.929	83.0	25.238	112.5	1:45.761	82.82	2.599	16:24:33.035
6 -	32.628	91.4	46.886	82.1	25.007	112.4	1:44.521	83.80	1.359	16:26:17.556
7 -	32.711	91.4	46.180	86.2	24.994	111.6	1:43.885	84.32	0.723	16:28:01.441
8 -	32.634	91.6	46.278	85.7	24.778	112.4	1:43.690	84.48	0.528	16:29:45.131
9 -	32.393	92.1	45.813	84.4	24.956	112.2	1:43.162 (1)	84.91		16:31:28.293
10 -	32.339	91.8	46.114	86.5	24.786	112.7	1:43.239 (2)	84.85	0.077	16:33:11.532
11 -	32.439	92.8	46.170	83.5	24.983	112.4	1:43.592 (3)	84.56	0.430	16:34:55.124
12 -	32.502	90.6	46.467	85.3	27.380	95.4	1:46.349	82.36	3.187	16:36:41.473

P18 20		Graham EWING			Golf GTI Mk V - Team Hard					
LAP	SECTOR 1	SECTOR 2		SECTOR 3		LAP TIME	MPH	DIFF	TIME OF DAY	
1 -		87.7	48.795	82.5	29.164	43.5	2:05.038	70.05	22.167	16:16:46.574
2 -	1:03.759	57.5	56.320	64.4	28.416	111.2	2:28.495	58.99	45.624	16:19:15.069
3 -	32.902	91.4	46.237	84.8	24.949	112.5	1:44.088	84.15	1.217	16:20:59.157
4 -	33.203	91.6	45.680	92.9	28.838	110.1	1:47.721	81.31	4.850	16:22:46.878
5 -	32.706	89.5	46.775	89.1	25.219	111.6	1:44.700	83.66	1.829	16:24:31.578
6 -	32.727	88.0	46.921	83.6	24.906	110.9	1:44.554	83.78	1.683	16:26:16.132
7 -	33.397	90.1	45.786	85.0	24.547	111.6	1:43.730	84.44	0.859	16:27:59.862
8 -	32.480	90.5	46.007	85.4	24.384	112.4	1:42.871 (1)	85.15		16:29:42.733
9 -	32.609	89.8	45.853	87.6	24.714	112.4	1:43.176 (2)	84.90	0.305	16:31:25.909
10 -	32.306	90.0	46.405	85.2	24.997	111.6	1:43.708 (3)	84.46	0.837	16:33:09.617
11 -	32.826	90.0	46.630	87.8	24.995	110.1	1:44.451	83.86	1.580	16:34:54.068
12 -	32.448	88.8	46.407	86.7	28.639	85.4	1:47.494	81.49	4.623	16:36:41.562

P19 44		Robin RILEY			Scirocco R - AWM Warranty Direct					
LAP	SECTOR 1	SECTOR 2		SECTOR 3		LAP TIME	MPH	DIFF	TIME OF DAY	
1 -		85.9	49.085	80.1	29.083	48.5	2:09.030	67.88	25.342	16:16:50.566
2 -	1:06.753	88.0	52.430	69.0	28.548	110.9	2:27.731	59.29	44.043	16:19:18.297
3 -	34.165	91.5	47.572	81.0	25.065	112.2	1:46.802	82.01	3.114	16:21:05.099
4 -	33.418	89.5	46.997	82.9	25.256	111.6	1:45.671	82.89	1.983	16:22:50.770
5 -	33.475	91.9	46.608	84.9	24.962	112.0	1:45.045	83.39	1.357	16:24:35.815
6 -	32.968	91.0	46.608	83.3	24.814	112.7	1:44.390	83.91	0.702	16:26:20.205
7 -	32.620	92.1	46.177	83.8	24.983	112.2	1:43.780 (2)	84.40	0.092	16:28:03.985
8 -	32.655	91.9	46.204	84.7	24.829	112.7	1:43.688 (1)	84.48		16:29:47.673
9 -	32.451	92.0	46.377	84.7	24.997	112.9	1:43.825 (3)	84.37	0.137	16:31:31.498
10 -	32.632	90.9	46.403	84.8	25.245	110.3	1:44.280	84.00	0.592	16:33:15.778
11 -	32.683	91.5	46.246	84.3	24.917	112.2	1:43.846	84.35	0.158	16:34:59.624
12 -	32.786	91.8	46.677	82.8	25.510	110.3	1:44.973	83.44	1.285	16:36:44.597

P20 31		Paul DEHADRAY			Scirocco R - JWB Motorsport					
LAP	SECTOR 1	SECTOR 2		SECTOR 3		LAP TIME	MPH	DIFF	TIME OF DAY	
1 -		86.3	50.011	80.3	30.078	61.2	2:12.243	66.24	29.271	16:16:53.779
2 -	1:06.811	86.7	51.306	72.1	27.698	114.9	2:25.815	60.07	42.843	16:19:19.594
3 -	34.586	87.0	48.951	85.3	25.430	115.5	1:48.967	80.38	5.995	16:21:08.561
4 -	33.724	92.3	47.324	84.7	24.967	114.3	1:46.015	82.62	3.043	16:22:54.576
5 -	32.841	91.9	46.672	86.1	24.706	115.1	1:44.219	84.05	1.247	16:24:38.795
6 -	32.551	92.0	46.146	85.1	24.778	114.9	1:43.475 (2)	84.65	0.503	16:26:22.270
7 -	32.570	92.3	46.194	86.1	24.763	113.3	1:43.527	84.61	0.555	16:28:05.797
8 -	33.208	85.3	48.209	86.4	24.832	111.4	1:46.249	82.44	3.277	16:29:52.046
9 -	33.315	92.0	47.655	83.3	24.775	114.5	1:45.745	82.83	2.773	16:31:37.791
10 -	32.195	92.5	46.050	87.1	24.727	114.5	1:42.972 (1)	85.07		16:33:20.763
11 -	32.246	90.1	46.390	86.0	24.872	114.5	1:43.508 (3)	84.62	0.536	16:35:04.271
12 -	32.771	91.5	46.578	83.0	25.613	110.9	1:44.962	83.45	1.990	16:36:49.233

Weather / Track : Cloudy / Dry

Brands Hatch GP

Circuit Length = 2.4332 miles

Start: 16:14 Flag 16:35 End: 16:38

# Miltek Sport Volkswagen Racing Cup

## RACE 10 - ROUND 12 - SECTOR ANALYSIS

SECTOR 1 = FL to I1, SECTOR 2 = I1 to I2, SECTOR 3 = I2 to FL, DIFF = Difference To Personal Best Lap

P21 88		James PILE		Golf GTI Mk VI - Slidesports							
LAP	SECTOR 1	SECTOR 2	SECTOR 3	LAP TIME	MPH	DIFF	TIME OF DAY				
1 -		87.8	48.092	83.4	28.536	48.0	2:03.359	71.01	19.632	16:16:44.895	
2 -	1:01.747	53.3	58.684	58.9	28.196	107.8	2:28.627	58.93	44.900	16:19:13.522	
3 -	33.096	89.3	46.874	84.9	25.276	106.8	1:45.246	83.23	1.519	16:20:58.768	
4 -	33.584	87.3	46.660	88.1	25.595	105.6	1:45.839	82.76	2.112	16:22:44.607	
5 -	32.791	89.4	46.364	86.3	25.065	107.2	1:44.220 (2)	84.05	0.493	16:24:28.827	
6 -	43.303	58.7	47.873	88.5	25.406	107.0	1:56.582	75.13	12.855	16:26:25.409	
7 -	33.099	89.1	46.250	86.5	25.189	108.0	1:44.538 (3)	83.79	0.811	16:28:09.947	
8 -	32.706	88.8	47.038	87.0	25.517	108.2	1:45.261	83.22	1.534	16:29:55.208	
9 -	33.132	88.1	46.634	87.7	25.124	108.0	1:44.890	83.51	1.163	16:31:40.098	
10 -	32.636	89.1	46.040	88.7	25.051	108.9	1:43.727 (1)	84.45		16:33:23.825	
11 -	32.784	89.3	46.247	83.4	25.557	107.7	1:44.588	83.75	0.861	16:35:08.413	
12 -	33.442	87.8	46.713	86.3	26.484	102.2	1:46.639	82.14	2.912	16:36:55.052	

P22 55		Simon DEATON		Golf GTI Mk V - Team Hard							
LAP	SECTOR 1	SECTOR 2	SECTOR 3	LAP TIME	MPH	DIFF	TIME OF DAY				
1 -		84.2	49.741	76.7	29.893	62.4	2:11.495	66.61	27.149	16:16:53.031	
2 -	1:05.783	77.5	52.439	70.4	28.083	111.4	2:26.305	59.87	41.959	16:19:19.336	
3 -	34.233	89.3	47.629	77.4	25.112	110.9	1:46.974	81.88	2.628	16:21:06.310	
4 -	32.510	91.0	47.507	79.8	24.924	111.8	1:44.941	83.47	0.595	16:22:51.251	
5 -	33.175	90.0	47.232	81.2	25.000	110.9	1:45.407	83.10	1.061	16:24:36.658	
6 -	32.594	90.0	47.205	81.3	24.814	110.1	1:44.613 (2)	83.73	0.267	16:26:21.271	
7 -	32.438	92.3	46.970	82.2	24.938	110.5	1:44.346 (1)	83.94		16:28:05.617	
8 -	33.173	89.3	48.137	82.7	25.004	110.0	1:46.314	82.39	1.968	16:29:51.931	
9 -	33.073	91.3	47.669	80.6	25.076	106.1	1:45.818	82.78	1.472	16:31:37.749	
10 -	32.801	92.4	47.019	81.0	25.020	109.4	1:44.840 (3)	83.55	0.494	16:33:22.589	
11 -	32.816	90.8	47.274	83.7	25.423	109.6	1:45.513	83.02	1.167	16:35:08.102	
12 -	32.788	92.0	47.518	81.1	40.154	37.1	2:00.460	72.71	16.114	16:37:08.562	

P23 18		Craig MASON		Golf GTI Mk V - AWM Warranty Direct							
LAP	SECTOR 1	SECTOR 2	SECTOR 3	LAP TIME	MPH	DIFF	TIME OF DAY				
1 -		86.1	49.697	76.2	29.801	61.6	2:10.756	66.99	24.406	16:16:52.292	
2 -	1:05.633	86.2	52.587	67.9	28.578	110.0	2:26.798	59.67	40.448	16:19:19.090	
3 -	34.659	81.6	48.755	81.0	25.937	107.3	1:49.351	80.10	3.001	16:21:08.441	
4 -	33.503	87.2	48.086	83.1	25.718	107.5	1:47.307	81.63	0.957	16:22:55.748	
5 -	33.581	86.7	47.596	82.0	25.874	106.0	1:47.051	81.82	0.701	16:24:42.799	
6 -	33.782	86.8	47.663	82.8	26.018	106.1	1:47.463	81.51	1.113	16:26:30.262	
7 -	33.704	87.4	47.447	80.1	25.970	108.0	1:47.121	81.77	0.771	16:28:17.383	
8 -	33.477	85.7	47.535	81.7	25.717	107.5	1:46.729 (3)	82.07	0.379	16:30:04.112	
9 -	33.082	87.0	47.279	82.5	25.989	110.1	1:46.350 (1)	82.36		16:31:50.462	
10 -	33.364	85.5	47.413	82.1	25.729	110.7	1:46.506 (2)	82.24	0.156	16:33:36.968	
11 -	33.732	85.2	47.800	83.4	25.717	106.5	1:47.249	81.67	0.899	16:35:24.217	
12 -	33.606	85.2	47.942	79.2	26.535	77.9	1:48.083	81.04	1.733	16:37:12.300	

P24 36		Paul INGLIS		Golf GTI Mk V - Team Hard							
LAP	SECTOR 1	SECTOR 2	SECTOR 3	LAP TIME	MPH	DIFF	TIME OF DAY				
1 -		84.2	50.950	76.0	28.411	76.6	2:14.586	65.08	28.000	16:16:56.122	
2 -	1:07.213	79.9	51.671	73.7	26.536	111.4	2:25.420	60.23	38.834	16:19:21.542	
3 -	34.371	84.8	49.700	79.5	25.546	112.9	1:49.617	79.91	3.031	16:21:11.159	
4 -	33.401	88.7	49.200	78.0	25.727	112.2	1:48.328	80.86	1.742	16:22:59.487	
5 -	33.481	90.4	48.644	81.7	25.843	110.7	1:47.968	81.13	1.382	16:24:47.455	
6 -	33.565	85.3	48.827	78.3	25.379	111.2	1:47.771	81.28	1.185	16:26:35.226	
7 -	33.637	88.4	48.859	78.3	25.398	113.5	1:47.894	81.18	1.308	16:28:23.120	
8 -	33.342	87.9	48.666	79.2	25.494	112.9	1:47.502 (3)	81.48	0.916	16:30:10.622	
9 -	33.383	87.9	48.928	77.7	25.725	112.7	1:48.036	81.08	1.450	16:31:58.658	
10 -	33.278	89.3	48.213	77.6	25.294	111.6	1:46.785 (2)	82.03	0.199	16:33:45.443	
11 -	32.916	85.8	48.253	78.4	25.417	112.2	1:46.586 (1)	82.18		16:35:32.029	
12 -	33.070	86.9	48.205	78.2	28.273	104.8	1:49.548	79.96	2.962	16:37:21.577	

Weather / Track : Cloudy / Dry

Brands Hatch GP

Circuit Length = 2.4332 miles

Start: 16:14 Flag 16:35 End: 16:38



# Miltek Sport Volkswagen Racing Cup

## RACE 10 - ROUND 12 - SECTOR ANALYSIS

SECTOR 1 = FL to I1, SECTOR 2 = I1 to I2, SECTOR 3 = I2 to FL, DIFF = Difference To Personal Best Lap

P25 69		Mark CLYNES		Scirocco R - JWB Motorsport							
LAP	SECTOR 1		SECTOR 2		SECTOR 3		LAP TIME	MPH	DIFF	TIME OF DAY	
1 -		83.7	49.758	79.3	29.043	61.2	2:13.188	65.77	26.821	16:16:54.724	
2 -	1:07.137	85.3	50.544	73.1	28.567	110.1	2:26.248	59.89	39.881	16:19:20.972	
3 -	34.127	87.6	48.422	77.8	26.255	108.9	1:48.804	80.51	2.437	16:21:09.776	
4 -	33.433	89.4	47.492	83.6	25.651	111.4	1:46.576 (2)	82.19	0.209	16:22:56.352	
5 -	33.475	88.8	47.953	82.0	25.517	111.8	1:46.945	81.90	0.578	16:24:43.297	
6 -	33.537	86.1	48.248	79.2	25.844	107.5	1:47.629	81.38	1.262	16:26:30.926	
7 -	33.580	87.9	47.602	79.4	25.794	110.3	1:46.976	81.88	0.609	16:28:17.902	
8 -	33.158	89.3	48.233	82.8	25.491	111.2	1:46.882	81.95	0.515	16:30:04.784	
9 -	32.766	88.0	1:09.608	51.7	27.167	110.0	2:09.541	67.62	23.174	16:32:14.325	
10 -	33.577	88.5	47.447	84.3	25.762	109.1	1:46.786 (3)	82.03	0.419	16:34:01.111	
11 -	33.180	88.4	47.531	83.4	25.656	109.8	1:46.367 (1)	82.35		16:35:47.478	
12 -	33.293	87.4	55.807	57.1	46.102	76.0	2:15.202	64.79	28.835	16:38:02.680	

P26 22		Howard FULLER		Golf GTI Mk V - Team Hard							
LAP	SECTOR 1		SECTOR 2		SECTOR 3		LAP TIME	MPH	DIFF	TIME OF DAY	
1 -		87.8	45.941	85.2	27.051	58.8	1:56.082	75.46	16.524	16:16:37.618	
2 -	57.936	54.8	1:01.765	53.4	28.296	112.2	2:27.997	59.18	48.439	16:19:05.615	
3 -	32.430	93.2	44.882	86.5	23.874	116.9	1:41.186	86.57	1.628	16:20:46.801	
4 -	32.061	92.8	44.923	91.0	24.021	114.3	1:41.005	86.72	1.447	16:22:27.806	
5 -	31.320	93.0	44.555	91.0	23.683	115.7	1:39.558 (1)	87.98		16:24:07.364	
6 -	31.479	93.7	44.738	90.8	23.767	115.7	1:39.984	87.61	0.426	16:25:47.348	
7 -	31.382	93.3	44.596	90.1	23.797	113.7	1:39.775 (2)	87.79	0.217	16:27:27.123	
8 -	31.420	93.0	44.541	91.8	23.843	114.5	1:39.804 (3)	87.77	0.246	16:29:06.927	
9 -	31.253	93.7	44.685	91.5	23.892	116.5	1:39.830	87.74	0.272	16:30:46.757	
10 -	31.982	93.0	45.534	90.4	23.737	115.7	1:41.253	86.51	1.695	16:32:28.010	
11 -	31.888	92.0	46.713	90.5	24.094	115.3	1:42.695	85.29	3.137	16:34:10.705	

P27 41		Sam MORGAN		Golf GTI Mk VI - KPM Racing							
LAP	SECTOR 1		SECTOR 2		SECTOR 3		LAP TIME	MPH	DIFF	TIME OF DAY	
1 -		90.1	47.467	88.6	26.612	58.0	1:57.330	74.65	16.500	16:16:38.866	
2 -	58.412	44.3	1:01.775	45.0	27.357	114.3	2:27.544	59.37	46.714	16:19:06.410	
3 -	32.944	92.6	45.160	90.6	24.600	114.7	1:42.704	85.29	1.874	16:20:49.114	
4 -	32.045	92.6	45.052	86.3	24.293	113.7	1:41.390	86.39	0.560	16:22:30.504	
5 -	32.197	91.6	45.219	85.7	24.163	113.3	1:41.579	86.23	0.749	16:24:12.083	
6 -	31.942	92.5	45.066	87.4	24.340	113.1	1:41.348	86.43	0.518	16:25:53.431	
7 -	32.025	92.0	44.819	84.3	24.232	113.5	1:41.076 (3)	86.66	0.246	16:27:34.507	
8 -	31.731	92.6	44.904	84.9	24.195	114.3	1:40.830 (1)	86.87		16:29:15.337	
9 -	31.719	92.6	44.794	85.8	24.493	113.5	1:41.006 (2)	86.72	0.176	16:30:56.343	
10 -	32.069	92.5	45.550	84.5	24.228	114.9	1:41.847	86.00	1.017	16:32:38.190	

P28 5		Philip HOUSE		Scirocco R - PH Motorsport							
LAP	SECTOR 1		SECTOR 2		SECTOR 3		LAP TIME	MPH	DIFF	TIME OF DAY	
1 -		89.2	48.236	91.9	26.175	59.5	1:56.693	75.06	15.688	16:16:38.229	
2 -	58.384	48.1	1:01.822	44.7	27.463	113.9	2:27.669	59.32	46.664	16:19:05.898	
3 -	32.643	90.8	45.273	92.4	24.328	113.7	1:42.244 (3)	85.67	1.239	16:20:48.142	
4 -	31.691	89.7	45.205	89.1	24.305	111.1	1:41.201 (2)	86.55	0.196	16:22:29.343	
5 -	31.523	92.0	45.037	89.0	24.445	111.1	1:41.005 (1)	86.72		16:24:10.348	
6 -	31.712	91.3	45.200	90.4	26.277	75.6	1:43.189	84.89	2.184	16:25:53.537	

P29 7		Joe MCMILLAN		Scirocco R - Cobra Engineering							
LAP	SECTOR 1		SECTOR 2		SECTOR 3		LAP TIME	MPH	DIFF	TIME OF DAY	
1 -		87.4	47.405	88.5	27.492	58.5	1:59.762	73.14	17.108	16:16:41.298	
2 -	59.936	47.4	1:00.558	53.6	27.689	110.9	2:28.183	59.11	45.529	16:19:09.481	
3 -	33.232	89.2	46.302	88.1	25.329	112.5	1:44.863 (3)	83.53	2.209	16:20:54.344	
4 -	32.775	90.6	47.123	87.6	24.998	112.9	1:44.896	83.50	2.242	16:22:39.240	
5 -	32.325	90.6	45.300	91.4	25.029	113.1	1:42.654 (1)	85.33		16:24:21.894	
6 -	32.178	92.0	45.890	87.9	24.741	113.7	1:42.809 (2)	85.20	0.155	16:26:04.703	

Weather / Track : Cloudy / Dry

Brands Hatch GP

Circuit Length = 2.4332 miles

Start: 16:14 Flag 16:35 End: 16:38

# Miltek Sport Volkswagen Racing Cup

## RACE 10 - ROUND 12 - BEST SECTORS

SECTOR 1			SECTOR 2			SECTOR 3			IDEAL / BEST COMPARISON						
POS	NO	NAME	TIME	NO	NAME	TIME	NO	NAME	TIME	POS	NO	NAME	IDEAL	BEST	DIFF
1	16	WALKER	31.245	8	MASON	44.215	22	FULLER	23.683						
2	22	FULLER	31.253	16	WALKER	44.373	8	MASON	23.894	1	8	MASON	1:39.409	1:39.654	0.245
3	8	MASON	31.300	6	SUTTON	44.386	17	SNAYLAM	23.964	2	22	FULLER	1:39.477	1:39.558	0.081
4	6	SUTTON	31.370	13	FULBROOK	44.398	6	SUTTON	23.991	3	16	WALKER	1:39.642	1:39.791	0.149
5	33	ORROCK	31.430	37	GREENWAY	44.515	16	WALKER	24.024	4	6	SUTTON	1:39.747	1:39.789	0.042
6	13	FULBROOK	31.451	22	FULLER	44.541	47	BARLEY	24.126	5	13	FULBROOK	1:40.131	1:40.219	0.088
7	5	HOUSE	31.523	47	BARLEY	44.570	33	ORROCK	24.143	6	33	ORROCK	1:40.179	1:40.371	0.192
8	37	GREENWAY	31.527	33	ORROCK	44.606	41	MORGAN	24.163	7	37	GREENWAY	1:40.209	1:40.350	0.141
9	14	CAYGILL	31.552	23	GALLAGHER	44.616	37	GREENWAY	24.167	8	47	BARLEY	1:40.326	1:40.430	0.104
10	4	LINES	31.623	4	LINES	44.693	98	KNOX	24.239	9	14	CAYGILL	1:40.659	1:40.847	0.188
11	47	BARLEY	31.630	27	DI RESTA	44.713	9	FAIRBROTHER	24.243	10	41	MORGAN	1:40.676	1:40.830	0.154
12	23	GALLAGHER	31.712	41	MORGAN	44.794	14	CAYGILL	24.246	11	23	GALLAGHER	1:40.711	1:41.521	0.810
13	41	MORGAN	31.719	14	CAYGILL	44.861	13	FULBROOK	24.282	12	4	LINES	1:40.747	1:40.979	0.232
14	17	SNAYLAM	31.871	9	FAIRBROTHER	44.969	5	HOUSE	24.305	13	5	HOUSE	1:40.865	1:41.005	0.140
15	9	FAIRBROTHER	31.983	5	HOUSE	45.037	23	GALLAGHER	24.383	14	17	SNAYLAM	1:40.900	1:41.386	0.486
16	12	RUDD	32.001	17	SNAYLAM	45.065	20	EWING	24.384	15	9	FAIRBROTHER	1:41.195	1:41.550	0.355
17	98	KNOX	32.032	7	MCMILLAN	45.300	12	RUDD	24.415	16	27	DI RESTA	1:41.346	1:41.803	0.457
18	27	DI RESTA	32.176	98	KNOX	45.355	4	LINES	24.431	17	98	KNOX	1:41.626	1:41.841	0.215
19	7	MCMILLAN	32.178	20	EWING	45.680	27	DI RESTA	24.457	18	7	MCMILLAN	1:42.219	1:42.654	0.435
20	31	DEHADRAY	32.195	51	ANDREWS	45.813	31	DEHADRAY	24.706	19	20	EWING	1:42.370	1:42.871	0.501
21	20	EWING	32.306	88	PILE	46.040	7	MCMILLAN	24.741	20	12	RUDD	1:42.474	1:42.912	0.438
22	51	ANDREWS	32.339	31	DEHADRAY	46.050	51	ANDREWS	24.778	21	51	ANDREWS	1:42.930	1:43.162	0.232
23	55	DEATON	32.438	12	RUDD	46.058	44	RILEY	24.814	22	31	DEHADRAY	1:42.951	1:42.972	0.021
24	44	RILEY	32.451	44	RILEY	46.177	55	DEATON	24.814	23	44	RILEY	1:43.442	1:43.688	0.246
25	88	PILE	32.636	55	DEATON	46.970	88	PILE	25.051	24	88	PILE	1:43.727	1:43.727	0.000
26	69	CLYNES	32.766	18	MASON	47.279	36	INGLIS	25.294	25	55	DEATON	1:44.222	1:44.346	0.124
27	36	INGLIS	32.916	69	CLYNES	47.447	69	CLYNES	25.491	26	69	CLYNES	1:45.704	1:46.367	0.663
28	18	MASON	33.082	36	INGLIS	48.205	18	MASON	25.717	27	18	MASON	1:46.078	1:46.350	0.272
29				99	WALKER-TULLY	1:07.045				28	36	INGLIS	1:46.415	1:46.586	0.171
30										29	77	WHITE		1:41.316	
31															

Weather / Track : Cloudy / Dry

Results can be found at [www.tsl-timing.com](http://www.tsl-timing.com)

Brands Hatch GP

Circuit Length = 2.4332 miles

Start: 16:14 Flag 16:35 End: 16:38

Printed - 16:41 Sunday, 31 August 2014

# Miltek Sport Volkswagen Racing Cup

## RACE 10 - ROUND 12 - BEST SPEEDS

POS	SECTOR 1			SECTOR 2			FINISH LINE		
	NO	NAME	MPH	NO	NAME	MPH	NO	NAME	MPH
1	8	Aaron MASON	93.9	47	Tom BARLEY	95.4	17	Tim SNAYLAM	117.5
2	22	Howard FULLER	93.7	13	Joe FULBROOK	94.1	22	Howard FULLER	116.9
3	9	David FAIRBROTHER	93.3	33	Lucas ORROCK	93.7	6	David SUTTON	116.7
4	37	James GREENWAY	93.3	14	Josh CAYGILL	93.4	37	James GREENWAY	116.7
5	6	David SUTTON	92.9	20	Graham EWING	92.9	9	David FAIRBROTHER	115.7
6	51	Simon ANDREWS	92.8	16	James WALKER	92.8	4	Stewart LINES	115.5
7	41	Sam MORGAN	92.6	5	Philip HOUSE	92.4	31	Paul DEHADRAY	115.5
8	31	Paul DEHADRAY	92.5	27	Stefan DI RESTA	92.3	16	James WALKER	114.9
9	4	Stewart LINES	92.4	8	Aaron MASON	91.8	41	Sam MORGAN	114.9
10	55	Simon DEATON	92.4	22	Howard FULLER	91.8	8	Aaron MASON	114.7
11	33	Lucas ORROCK	92.3	4	Stewart LINES	91.6	13	Joe FULBROOK	114.3
12	47	Tom BARLEY	92.3	6	David SUTTON	91.6	12	Simon RUDD	114.1
13	16	James WALKER	92.1	37	James GREENWAY	91.5	33	Lucas ORROCK	114.1
14	44	Robin RILEY	92.1	7	Joe MCMILLAN	91.4	98	Chris KNOX	114.1
15	5	Philip HOUSE	92.0	41	Sam MORGAN	90.6	5	Philip HOUSE	113.9
16	7	Joe MCMILLAN	92.0	98	Chris KNOX	89.3	7	Joe MCMILLAN	113.7
17	13	Joe FULBROOK	92.0	17	Tim SNAYLAM	89.2	14	Josh CAYGILL	113.7
18	98	Chris KNOX	92.0	88	James PILE	88.7	51	Simon ANDREWS	113.7
19	17	Tim SNAYLAM	91.9	31	Paul DEHADRAY	87.1	36	Paul INGLIS	113.5
20	14	Josh CAYGILL	91.8	23	Kieran GALLAGHER	86.9	23	Kieran GALLAGHER	113.3
21	20	Graham EWING	91.6	51	Simon ANDREWS	86.5	47	Tom BARLEY	113.1
22	12	Simon RUDD	91.4	9	David FAIRBROTHER	86.1	44	Robin RILEY	112.9
23	23	Kieran GALLAGHER	91.4	12	Simon RUDD	85.8	20	Graham EWING	112.5
24	27	Stefan DI RESTA	91.1	44	Robin RILEY	84.9	27	Stefan DI RESTA	112.2
25	36	Paul INGLIS	90.4	69	Mark CLYNES	84.3	55	Simon DEATON	111.8
26	99	Jack WALKER-TULLY	89.5	55	Simon DEATON	83.7	69	Mark CLYNES	111.8
27	69	Mark CLYNES	89.4	18	Craig MASON	83.4	18	Craig MASON	110.7
28	88	James PILE	89.4	36	Paul INGLIS	81.7	88	James PILE	108.9
29	18	Craig MASON	87.4	99	Jack WALKER-TULLY	45.8			
30									
31									

Weather / Track : Cloudy / Dry

Results can be found at [www.tsl-timing.com](http://www.tsl-timing.com)

Brands Hatch GP

Circuit Length = 2.4332 miles

Start: 16:14 Flag 16:35 End: 16:38

Printed - 16:40 Sunday, 31 August 2014

# Miltek Sport Volkswagen Racing Cup

## RACE 10 - ROUND 12 - POSITION CHART

No	Name	Lap												
		Pos	1	2	3	4	5	6	7	8	9	10	11	12
13	FULBROOK	1	33	33	6	6	6	6	6	6	6	6	6	6
33	ORROCK	2	6	6	33	33	33	33	22	22	22	22	33	33
27	DI RESTA	3	13	13	13	13	13	22	33	33	33	33	13	13
37	GREENWAY	4	4	4	4	22	22	13	13	13	13	13	22	8
99	WALKER-TULLY	5	27	27	22	4	4	16	16	16	16	16	16	16
6	SUTTON	6	22	22	5	16	16	4	8	8	8	8	8	4
50	WILSON	7	5	5	16	5	5	8	4	4	4	4	4	47
8	MASON	8	41	41	41	41	41	41	41	41	41	41	47	37
5	HOUSE	9	16	16	27	8	8	5	37	37	37	37	37	14
4	LINES	10	9	9	9	47	37	37	47	47	47	47	14	77
47	BARLEY	11	47	47	8	37	47	47	14	14	14	14	77	9
77	WHITE	12	7	7	47	9	9	9	9	9	77	77	9	23
41	MORGAN	13	8	8	37	27	27	14	77	77	9	9	23	17
22	FULLER	14	23	23	7	14	14	27	27	27	27	27	17	27
16	WALKER	15	14	14	14	7	7	77	23	23	23	23	27	98
9	FAIRBROTHER	16	37	37	23	23	77	7	17	17	17	17	98	12
23	GALLAGHER	17	77	77	77	77	23	23	98	98	98	98	20	51
7	MCMILLAN	18	88	88	17	17	17	17	12	12	20	20	12	20
14	CAYGILL	19	17	17	88	98	98	98	20	20	12	12	51	44
17	SNAYLAM	20	20	20	88	88	20	51	51	51	51	51	44	31
20	EWING	21	98	98	98	20	20	12	44	44	44	44	31	88
88	PILE	22	51	51	51	51	12	51	55	55	55	31	55	55
51	ANDREWS	23	12	12	12	12	51	44	31	31	31	55	88	18
12	RUDD	24	44	44	44	44	44	55	88	88	88	88	18	36
44	RILEY	25	18	18	55	55	55	31	18	18	18	18	36	69
69	CLYNES	26	55	55	18	31	31	88	69	69	36	36	69	
55	DEATON	27	31	31	31	18	18	18	36	36	69	69		
36	INGLIS	28	69	69	69	69	69	69						
31	DEHADRAY	29	36	36	36	36	36	36						
98	KNOX	30												
18	MASON	31												

Weather / Track : Cloudy / Dry

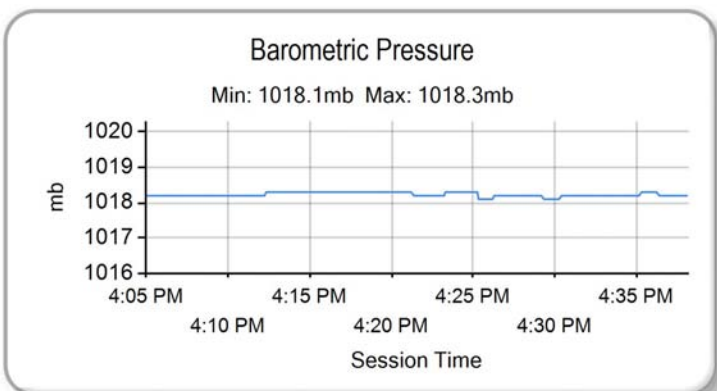
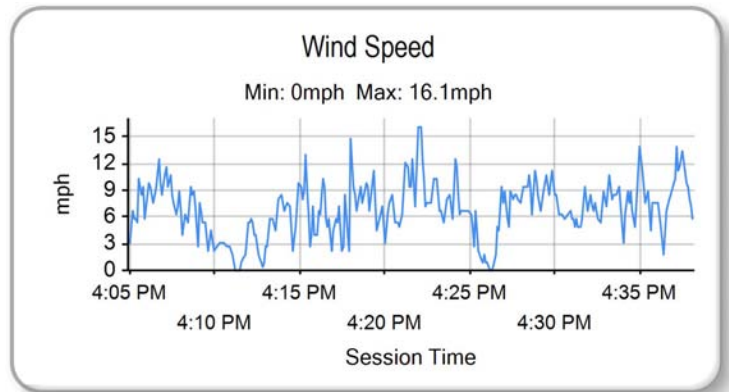
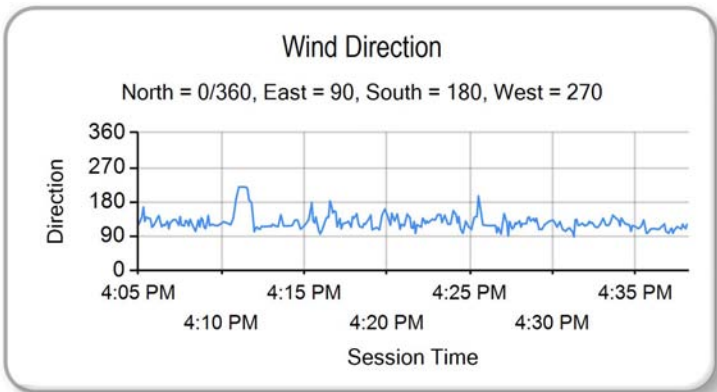
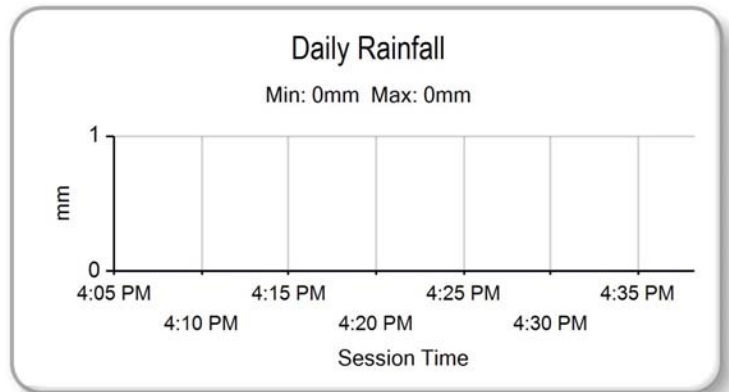
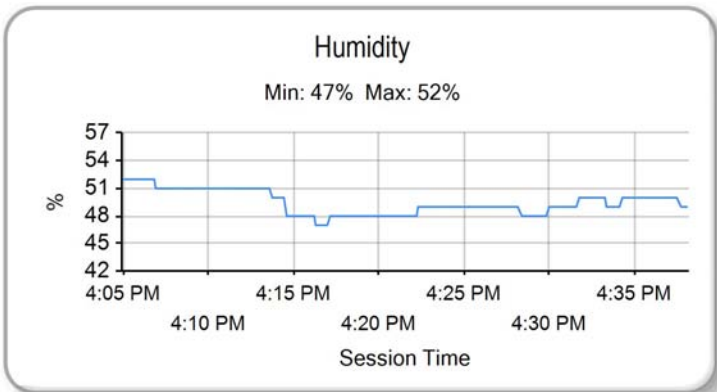
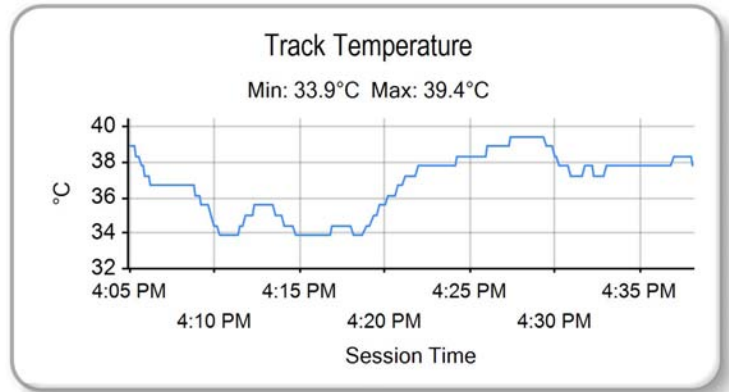
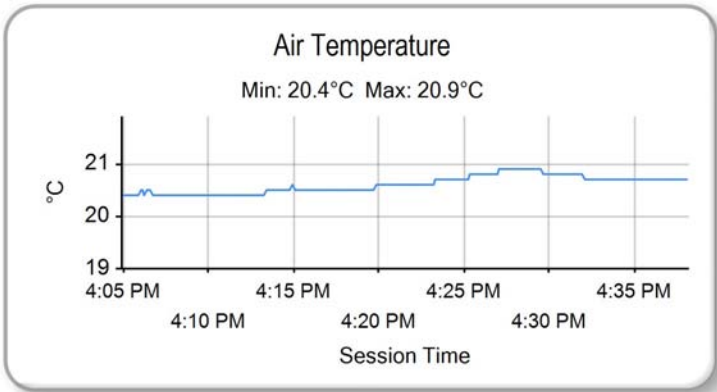
Results can be found at [www.tsl-timing.com](http://www.tsl-timing.com)

Brands Hatch GP  
 Circuit Length = 2.4332 miles  
 Start: 16:14 Flag 16:35 End: 16:38

Printed - 16:42 Sunday, 31 August 2014

# Miltek Sport Volkswagen Racing Cup

## RACE 10 - ROUND 12 - WEATHER CONDITIONS



Weather / Track : Cloudy / Dry

Results can be found at [www.tsl-timing.com](http://www.tsl-timing.com)

Brands Hatch GP  
 Circuit Length = 2.4332 miles  
 Start: 16:14 Flag 16:35 End: 16:38

Printed - 16:41 Sunday, 31 August 2014