



VOLKSWAGEN RACING CUP

Round 5 & 6

Silverstone GP

-

31st May & 1st June 2014



Results Provided by Timing Solutions Ltd

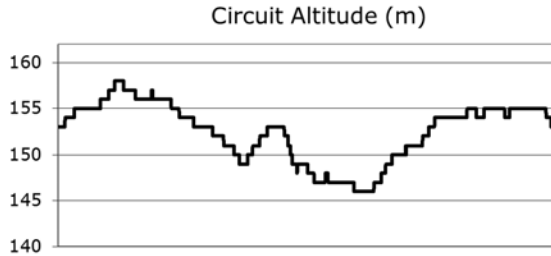
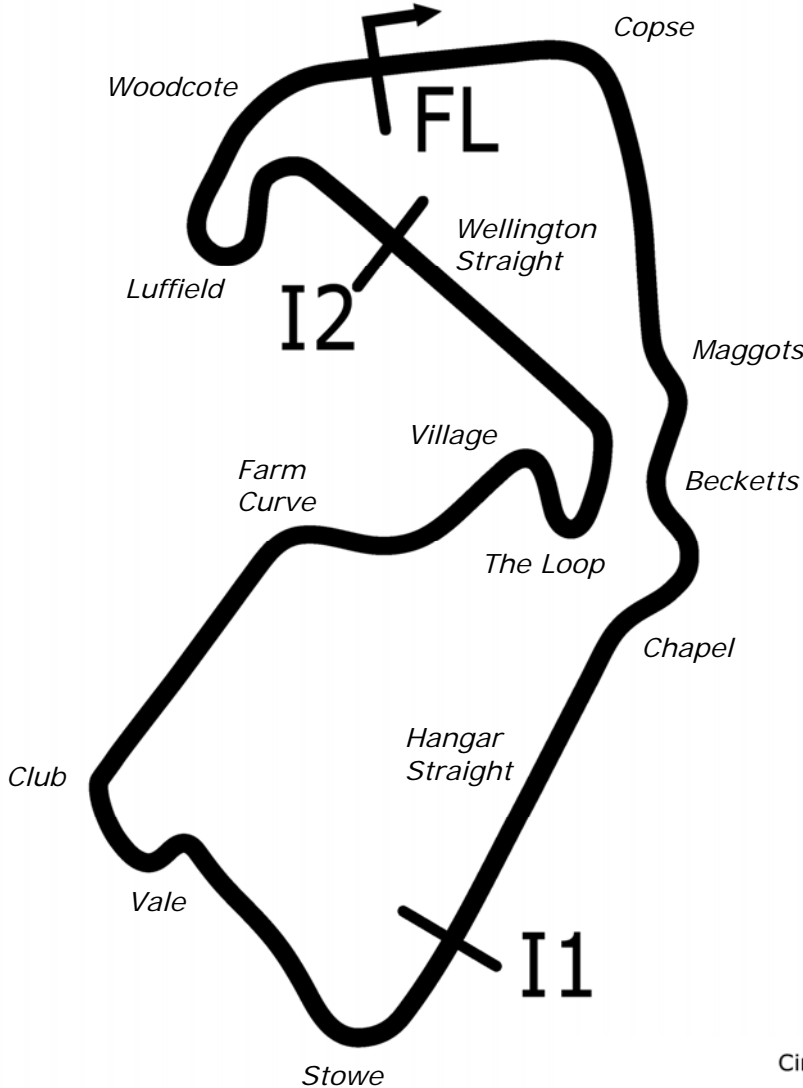
www.tsl-timing.com

Silverstone GP



SPORTS TIMING

TIMING SOLUTIONS LTD



Length	3.6605 miles	5891.0 m	
FL		52.07872 N	-1.01711 E
I1	2033m	52.06559 N	-1.01486 E
I2	4857m	52.07603 N	-1.01669 E
Pit Entry	5839m	52.07859 N	-1.01758 E
Pit Exit	305m after FL	52.07880 N	-1.01268 E
Pit Entry–Pit Exit 336m, 20.1s @60kph, 15.1s @80kph			

All results available at www.tsl-timing.com

Milltek Sport Volkswagen Racing Cup

QUALIFYING - RACE 1 - ROUND 5 - CLASSIFICATION

POS	NO	NAME	ENTRY	TIME	ON	LAPS	GAP	DIFF	MPH
1	13	Joe FULBROOK	Golf GTI - AWM Warranty Direct	2:23.882	6	8			91.58
2	41	Sam MORGAN	Golf GTI - KPM Racing	2:24.047	5	8	0.165	0.165	91.48
3	33	Lucas ORROCK	Scirocco - KPM Racing	2:24.241	3	6	0.359	0.194	91.35
4	8	Aaron MASON	Scirocco - AWM Warranty Direct	2:24.459	3	8	0.577	0.218	91.22
5	4	Stewart LINES	Golf GTI - Maximum Motorsport	2:24.535	3	8	0.653	0.076	91.17
6	29	Chris PANAYIOTOU	Scirocco - Maximum Motorsport	2:24.710	3	8	0.828	0.175	91.06
7	99	Jack WALKER-TULLY	Scirocco - Cooke & Mason	2:24.726	8	8	0.844	0.016	91.05
8	14	Josh CAYGILL	Scirocco - AWM Warranty Direct	2:24.788	8	8	0.906	0.062	91.01
9	27	Stefan DI RESTA	Scirocco - JWB Motorsport	2:24.919	5	8	1.037	0.131	90.93
10	5	Philip HOUSE	Scirocco - PH Motorsport	2:24.954	4	8	1.072	0.035	90.91
11	6	David SUTTON	Scirocco - Slidesports	2:25.041	4	8	1.159	0.087	90.85
12	98	Matt HAMILTON	Golf GTI - THM Racing	2:25.481	8	8	1.599	0.440	90.58
13	22	Howard FULLER	Golf GTI - Team Hard	2:25.550	7	8	1.668	0.069	90.53
14	37	James GREENWAY	Scirocco - AWM Warranty Direct	2:26.039	5	8	2.157	0.489	90.23
15	9	David FAIRBROTHER	Scirocco - Slidesports	2:26.093	5	8	2.211	0.054	90.20
16	34	Tony GILHAM	Golf GTI - Team Hard	2:26.275	8	8	2.393	0.182	90.08
17	77	George WHITE	Scirocco - KPM Racing	2:26.320	4	8	2.438	0.045	90.06
18	16	James WALKER	Golf GTI - Milltek Sport	2:26.358	6	8	2.476	0.038	90.03
19	12	Simon RUDD	Golf GTI - Team Hard	2:27.084	8	8	3.202	0.726	89.59
20	47	Tom BARLEY	Golf GTI - Team Hard	2:27.130	7	8	3.248	0.046	89.56
21	17	Tim SNAYLAM	Scirocco - AWM Warranty Direct	2:27.464	5	8	3.582	0.334	89.36
22	31	Paul DEHADRAY	Scirocco - JWB Motorsport	2:27.771	5	8	3.889	0.307	89.17
23	23	Kieran GALLAGHER	Golf GTI - Team Hard	2:27.829	5	8	3.947	0.058	89.14
24	7	Joe MCMILLAN	Scirocco - Cobra Engineering	2:27.870	4	5	3.988	0.041	89.11
25	44	Robin RILEY	Scirocco - AWM Warranty Direct	2:28.083	8	8	4.201	0.213	88.98
26	88	James PILE	Golf GTI - Slidesports	2:29.856	6	8	5.974	1.773	87.93
27	51	Simon ANDREWS	Golf GTI - AWM Warranty Direct	2:30.021	7	8	6.139	0.165	87.83
28	40	Simon TOMLINSON	Golf GTI - AWM Warranty Direct	2:30.999	6	8	7.117	0.978	87.27
29	18	Craig MASON	Golf GTI - AWM Warranty Direct	2:31.050	8	8	7.168	0.051	87.24
30	20	Graham EWING	Golf GTI - Team Hard	2:31.092	3	8	7.210	0.042	87.21
31	69	Mark CLYNES	Scirocco - JWB Motorsport	2:57.691	2	3	33.809	26.599	74.16

Weather / Track : Cloudy / Dry

These results are provisional until the conclusion of any judicial and technical matters.

Silverstone GP

Circuit Length = 3.6604 miles

Start: 17:00 Flag 17:20 End: 17:25

Clerk Of Course :

Timekeeper :

Milltek Sport Volkswagen Racing Cup

QUALIFYING - RACE 1 - ROUND 5 - SECTOR ANALYSIS

SECTOR 1 = FL to I1, SECTOR 2 = I1 to I2, SECTOR 3 = I2 to FL, DIFF = Difference To Personal Best Lap

P1		13		Joe FULBROOK		Golf GTI - AWM Warranty Direct				
LAP	SECTOR 1		SECTOR 2		SECTOR 3		LAP TIME	MPH	DIFF	TIME OF DAY
1 -	47.688	124.2	1:16.555	116.3	27.466	109.2	2:31.709	86.86	7.827	17:03:18.874
2 -	44.802	125.6	1:14.001	116.9	26.333	109.2	2:25.136	90.79	1.254	17:05:44.010
3 -	44.464	124.5	1:13.411	116.5	26.184	108.8	2:24.059 (3)	91.47	0.177	17:08:08.069
4 -	44.217	123.3	1:14.088	116.7	26.186	107.4	2:24.491	91.20	0.609	17:10:32.560
5 -	44.460	122.9	1:13.580	116.1	26.305	107.8	2:24.345	91.29	0.463	17:12:56.905
6 -	44.135	122.4	1:13.645	115.3	26.102	108.8	2:23.882 (1)	91.58		17:15:20.787
7 -	44.271	121.7	1:13.463	115.1	26.162	108.3	2:23.896 (2)	91.57	0.014	17:17:44.683
8 -	45.867	112.4	1:23.366	98.6	27.183	100.4	2:36.416	84.24	12.534	17:20:21.099

P2		41		Sam MORGAN		Golf GTI - KPM Racing				
LAP	SECTOR 1		SECTOR 2		SECTOR 3		LAP TIME	MPH	DIFF	TIME OF DAY
1 -	49.644	116.9	1:18.078	116.3	27.369	110.3	2:35.091	84.96	11.044	17:03:19.241
2 -	45.019	126.8	1:15.264	115.3	26.511	109.7	2:26.794	89.77	2.747	17:05:46.035
3 -	44.488	125.9	1:14.319	119.8	26.696	109.4	2:25.503	90.56	1.456	17:08:11.538
4 -	44.383	125.9	1:14.078	120.6	26.344	110.3	2:24.805 (3)	91.00	0.758	17:10:36.343
5 -	44.021	128.3	1:13.692	120.9	26.334	110.5	2:24.047 (1)	91.48		17:13:00.390
6 -	44.194	126.8	1:14.159	119.6	26.444	110.1	2:24.797 (2)	91.00	0.750	17:15:25.187
7 -	44.425	125.4	1:14.315	119.4	26.817	107.8	2:25.557	90.53	1.510	17:17:50.744
8 -	44.725	125.6	1:14.606	119.1	26.438	109.6	2:25.769	90.40	1.722	17:20:16.513

P3		33		Lucas ORROCK		Scirocco - KPM Racing				
LAP	SECTOR 1		SECTOR 2		SECTOR 3		LAP TIME	MPH	DIFF	TIME OF DAY
1 -	47.497	116.7	1:15.948	110.5	26.618	107.9	2:30.063	87.81	5.822	17:03:12.034
2 -	44.096	121.5	1:13.828	115.3	26.511	107.6	2:24.435 (2)	91.23	0.194	17:05:36.469
3 -	43.988	119.8	1:13.864	115.1	26.389	107.4	2:24.241 (1)	91.35		17:08:00.710
4 -	44.123	119.8	1:14.237	115.1	26.443	107.2	2:24.803 (3)	91.00	0.562	17:10:25.513
5 -	45.280	102.1	1:26.761	97.6	27.174	108.3	2:39.215	82.76	14.974	17:13:04.728
6 -	44.605	120.2	1:14.831	116.1	IN PIT		2:36.543 P	84.18	12.302	17:15:41.271

P4		8		Aaron MASON		Scirocco - AWM Warranty Direct				
LAP	SECTOR 1		SECTOR 2		SECTOR 3		LAP TIME	MPH	DIFF	TIME OF DAY
1 -	48.015	122.0	1:17.684	115.3	27.467	110.5	2:33.166	86.03	8.707	17:03:18.522
2 -	44.879	122.0	1:13.450	116.5	26.326	110.1	2:24.655 (3)	91.09	0.196	17:05:43.177
3 -	44.708	121.7	1:13.387	116.7	26.364	110.7	2:24.459 (1)	91.22		17:08:07.636
4 -	44.327	123.1	1:16.093	109.4	27.119	111.2	2:27.539	89.31	3.080	17:10:35.175
5 -	44.771	122.2	1:13.419	115.9	26.439	110.9	2:24.629 (2)	91.11	0.170	17:12:59.804
6 -	44.717	122.6	1:14.577	118.3	26.383	112.4	2:25.677	90.45	1.218	17:15:25.481
7 -	46.432	117.1	1:20.461	116.9	28.858	111.6	2:35.751	84.60	11.292	17:18:01.232
8 -	44.587	123.3	1:14.026	117.7	26.511	111.4	2:25.124	90.80	0.665	17:20:26.356

P5		4		Stewart LINES		Golf GTI - Maximum Motorsport				
LAP	SECTOR 1		SECTOR 2		SECTOR 3		LAP TIME	MPH	DIFF	TIME OF DAY
1 -	48.426	118.9	1:19.442	113.1	27.739	110.1	2:35.607	84.68	11.072	17:03:25.353
2 -	44.795	122.9	1:14.875	116.7	26.426	108.7	2:26.096 (3)	90.19	1.561	17:05:51.449
3 -	44.148	122.9	1:13.945	116.7	26.442	107.9	2:24.535 (1)	91.17		17:08:15.984
4 -	45.114	112.2	1:15.824	116.5	27.031	109.4	2:27.969	89.05	3.434	17:10:43.953
5 -	44.277	122.9	1:14.442	117.7	26.744	109.2	2:25.463 (2)	90.59	0.928	17:13:09.416
6 -	44.384	122.4	1:15.056	115.5	26.723	106.9	2:26.163	90.15	1.628	17:15:35.579
7 -	44.790	120.2	1:29.506	80.4	27.457	108.5	2:41.753	81.46	17.218	17:18:17.332
8 -	44.577	121.7	1:15.567	116.1	26.610	108.3	2:26.754	89.79	2.219	17:20:44.086

P6		29		Chris PANAYIOTOU		Scirocco - Maximum Motorsport				
LAP	SECTOR 1		SECTOR 2		SECTOR 3		LAP TIME	MPH	DIFF	TIME OF DAY
1 -	48.550	121.7	1:18.644	111.8	28.088	108.8	2:35.282	84.86	10.572	17:03:25.870
2 -	44.751	124.9	1:14.855	118.9	26.599	108.7	2:26.205 (3)	90.13	1.495	17:05:52.075
3 -	44.166	124.0	1:14.052	118.5	26.492	108.5	2:24.710 (1)	91.06		17:08:16.785
4 -	44.370	122.6	1:15.305	116.5	26.656	107.4	2:26.331	90.05	1.621	17:10:43.116

Silverstone GP

Circuit Length = 3.6604 miles

Start: 17:00 Flag 17:20 End: 17:25

Weather / Track : Cloudy / Dry

Milltek Sport Volkswagen Racing Cup

QUALIFYING - RACE 1 - ROUND 5 - SECTOR ANALYSIS

SECTOR 1 = FL to I1, SECTOR 2 = I1 to I2, SECTOR 3 = I2 to FL, DIFF = Difference To Personal Best Lap

5 -	44.327	122.0	1:14.845	116.3	26.632	107.8	2:25.804 (2)	90.38	1.094	17:13:08.920
6 -	44.475	121.7	1:16.445	118.5	26.657	108.1	2:27.577	89.29	2.867	17:15:36.497
7 -	46.955	114.1	1:17.049	114.3	26.844	106.7	2:30.848	87.35	6.138	17:18:07.345
8 -	44.533	123.5	1:14.934	115.9	26.886	107.2	2:26.353	90.04	1.643	17:20:33.698

P7 99		Jack WALKER-TULLY				Scirocco - Cooke & Mason				
LAP	SECTOR 1		SECTOR 2		SECTOR 3		LAP TIME	MPH	DIFF	TIME OF DAY
1 -	50.321	111.8	1:18.693	110.0	27.981	109.0	2:36.995	83.93	12.269	17:03:32.482
2 -	45.328	121.7	1:15.291	116.3	26.638	107.1	2:27.257	89.48	2.531	17:05:59.739
3 -	44.143	121.7	1:14.626	116.5	26.332	107.8	2:25.101 (3)	90.81	0.375	17:08:24.840
4 -	44.241	111.8	1:21.511	117.3	26.464	108.1	2:32.216	86.57	7.490	17:10:57.056
5 -	44.323	121.3	1:14.559	117.3	26.353	108.1	2:25.235	90.73	0.509	17:13:22.291
6 -	44.420	120.9	1:14.270	116.7	26.400	107.6	2:25.090 (2)	90.82	0.364	17:15:47.381
7 -	44.401	120.0	1:14.654	116.5	26.403	107.4	2:25.458	90.59	0.732	17:18:12.839
8 -	44.299	121.1	1:13.928	116.9	26.499	107.8	2:24.726 (1)	91.05		17:20:37.565

P8 14		Josh CAYGILL				Scirocco - AWM Warranty Direct				
LAP	SECTOR 1		SECTOR 2		SECTOR 3		LAP TIME	MPH	DIFF	TIME OF DAY
1 -	49.015	116.9	1:16.414	112.0	26.615	108.8	2:32.044	86.67	7.256	17:03:36.466
2 -	45.391	108.4	1:23.963	107.7	26.528	107.9	2:35.882	84.53	11.094	17:06:12.348
3 -	44.603	120.2	1:13.700	115.9	26.489	108.8	2:24.792 (2)	91.01	0.004	17:08:37.140
4 -	48.692	91.3	1:18.198	114.9	26.515	107.9	2:33.405	85.90	8.617	17:11:10.545
5 -	44.332	120.4	1:14.230	114.5	26.579	107.9	2:25.141 (3)	90.79	0.353	17:13:35.686
6 -	44.502	121.3	1:14.094	115.7	26.673	108.1	2:25.269	90.71	0.481	17:16:00.955
7 -	44.295	122.4	1:14.734	115.1	26.455	108.3	2:25.484	90.57	0.696	17:18:26.439
8 -	44.472	122.0	1:13.859	114.9	26.457	108.8	2:24.788 (1)	91.01		17:20:51.227

P9 27		Stefan DI RESTA				Scirocco - JWB Motorsport				
LAP	SECTOR 1		SECTOR 2		SECTOR 3		LAP TIME	MPH	DIFF	TIME OF DAY
1 -	1:08.808	77.2	1:35.504	67.3	28.860	105.7	3:13.172	68.21	48.253	17:04:35.324
2 -	45.518	119.1	1:20.245	88.1	29.219	106.9	2:34.982	85.02	10.063	17:07:10.306
3 -	44.562	119.4	1:14.647	115.1	26.807	107.8	2:26.016	90.24	1.097	17:09:36.322
4 -	44.555	118.7	1:14.328	115.5	26.697	106.9	2:25.580 (3)	90.51	0.661	17:12:01.902
5 -	44.406	119.1	1:14.056	115.1	26.457	107.9	2:24.919 (1)	90.93		17:14:26.821
6 -	54.637	75.7	1:29.544	113.7	26.731	107.4	2:50.912	77.10	25.993	17:17:17.733
7 -	44.423	119.8	1:14.327	115.3	26.388	108.5	2:25.138 (2)	90.79	0.219	17:19:42.871
8 -	44.339	120.2	1:14.116	117.1	27.172	106.9	2:25.627	90.49	0.708	17:22:08.498

P10 5		Philip HOUSE				Scirocco - PH Motorsport				
LAP	SECTOR 1		SECTOR 2		SECTOR 3		LAP TIME	MPH	DIFF	TIME OF DAY
1 -	48.228	118.9	1:17.737	114.9	27.333	105.5	2:33.298	85.96	8.344	17:03:22.674
2 -	45.093	121.5	1:14.132	115.5	26.514	106.2	2:25.739 (3)	90.42	0.785	17:05:48.413
3 -	44.363	123.3	1:14.241	114.3	26.495	105.3	2:25.099 (2)	90.81	0.145	17:08:13.512
4 -	44.270	120.6	1:14.189	113.5	26.495	107.1	2:24.954 (1)	90.91		17:10:38.466
5 -	45.849	101.2	1:19.459	115.7	26.508	106.7	2:31.816	86.80	6.862	17:13:10.282
6 -	44.215	121.5	1:15.021	113.3	26.680	106.4	2:25.916	90.31	0.962	17:15:36.198
7 -	44.620	119.6	1:19.285	112.0	26.700	105.7	2:30.605	87.49	5.651	17:18:06.803
8 -	44.899	110.9	1:24.013	113.3	27.016	97.8	2:35.928	84.51	10.974	17:20:42.731

P11 6		David SUTTON				Scirocco - Slidesports				
LAP	SECTOR 1		SECTOR 2		SECTOR 3		LAP TIME	MPH	DIFF	TIME OF DAY
1 -	49.923	118.9	1:18.534	115.7	27.772	108.5	2:36.229	84.34	11.188	17:03:30.395
2 -	44.920	123.1	1:14.464	118.3	26.522	107.9	2:25.906	90.31	0.865	17:05:56.301
3 -	44.282	124.0	1:14.299	117.3	26.503	106.9	2:25.084 (2)	90.82	0.043	17:08:21.385
4 -	44.286	122.2	1:14.236	117.5	26.519	106.9	2:25.041 (1)	90.85		17:10:46.426
5 -	47.856	100.1	1:22.784	117.7	26.513	107.6	2:37.153	83.85	12.112	17:13:23.579
6 -	44.564	122.9	1:14.374	116.9	26.521	106.5	2:25.459 (3)	90.59	0.418	17:15:49.038
7 -	44.711	121.7	1:14.288	117.3	26.648	106.5	2:25.647	90.47	0.606	17:18:14.685
8 -	44.614	121.7	1:15.032	115.9	IN PIT		2:29.465 P	88.16	4.424	17:20:44.150

Weather / Track : Cloudy / Dry

Silverstone GP

Circuit Length = 3.6604 miles

Start: 17:00 Flag 17:20 End: 17:25

Milltek Sport Volkswagen Racing Cup

QUALIFYING - RACE 1 - ROUND 5 - SECTOR ANALYSIS

SECTOR 1 = FL to I1, SECTOR 2 = I1 to I2, SECTOR 3 = I2 to FL, DIFF = Difference To Personal Best Lap

P12 98		Matt HAMILTON		Golf GTI - THM Racing						
LAP	SECTOR 1		SECTOR 2		SECTOR 3		LAP TIME	MPH	DIFF	TIME OF DAY
1 -	49.874	93.7	1:18.840	116.7	27.785	107.6	2:36.499	84.20	11.018	17:03:34.105
2 -	45.473	124.0	1:15.817	117.1	26.397	109.0	2:27.687	89.22	2.206	17:06:01.792
3 -	44.518	123.1	1:14.860	116.3	26.470	107.2	2:25.848	90.35	0.367	17:08:27.640
4 -	44.546	122.4	1:14.505	115.7	26.441	107.2	2:25.492 (2)	90.57	0.011	17:10:53.132
5 -	44.580	120.4	1:14.777	115.5	26.599	107.2	2:25.956	90.28	0.475	17:13:19.088
6 -	44.530	121.7	1:14.480	116.1	26.501	107.8	2:25.511 (3)	90.56	0.030	17:15:44.599
7 -	47.204	76.9	1:21.633	115.3	26.931	107.9	2:35.768	84.59	10.287	17:18:20.367
8 -	44.652	122.6	1:14.363	117.1	26.466	107.8	2:25.481 (1)	90.58		17:20:45.848

P13 22		Howard FULLER		Golf GTI - Team Hard						
LAP	SECTOR 1		SECTOR 2		SECTOR 3		LAP TIME	MPH	DIFF	TIME OF DAY
1 -	50.339	117.1	1:22.060	112.9	27.649	106.4	2:40.048	82.33	14.498	17:03:56.935
2 -	48.349	116.3	1:15.575	113.9	26.811	106.4	2:30.735	87.42	5.185	17:06:27.670
3 -	45.124	118.5	1:16.153	112.7	26.821	105.0	2:28.098	88.98	2.548	17:08:55.768
4 -	45.060	117.7	1:14.574	113.3	26.485	105.2	2:26.119	90.18	0.569	17:11:21.887
5 -	45.027	117.7	1:14.222	113.1	26.491	105.2	2:25.740 (2)	90.41	0.190	17:13:47.627
6 -	44.936	117.9	1:14.732	113.3	26.430	105.2	2:26.098	90.19	0.548	17:16:13.725
7 -	44.865	117.5	1:14.293	113.9	26.392	105.9	2:25.550 (1)	90.53		17:18:39.275
8 -	44.670	119.6	1:14.576	113.1	26.569	104.8	2:25.815 (3)	90.37	0.265	17:21:05.090

P14 37		James GREENWAY		Scirocco - AWM Warranty Direct						
LAP	SECTOR 1		SECTOR 2		SECTOR 3		LAP TIME	MPH	DIFF	TIME OF DAY
1 -	48.495	109.1	1:18.496	114.1	27.774	107.9	2:34.765	85.14	8.726	17:03:33.243
2 -	46.079	121.3	1:15.509	114.7	26.687	107.6	2:28.275	88.87	2.236	17:06:01.518
3 -	44.774	120.0	1:15.952	115.7	26.908	107.6	2:27.634	89.25	1.595	17:08:29.152
4 -	44.627	121.1	1:14.895	113.1	26.552	106.7	2:26.074 (2)	90.21	0.035	17:10:55.226
5 -	44.847	119.6	1:14.579	114.1	26.613	106.7	2:26.039 (1)	90.23		17:13:21.265
6 -	45.606	112.2	1:16.207	116.1	26.986	107.6	2:28.799	88.56	2.760	17:15:50.064
7 -	44.832	120.9	1:14.980	114.3	26.637	106.9	2:26.449 (3)	89.98	0.410	17:18:16.513
8 -	45.360	111.8	1:17.683	101.3	27.581	107.2	2:30.624	87.48	4.585	17:20:47.137

P15 9		David FAIRBROTHER		Scirocco - Slidesports						
LAP	SECTOR 1		SECTOR 2		SECTOR 3		LAP TIME	MPH	DIFF	TIME OF DAY
1 -	50.520	122.2	1:19.731	118.3	27.008	111.2	2:37.259	83.79	11.166	17:03:38.853
2 -	45.656	124.9	1:16.518	118.5	26.840	108.7	2:29.014	88.43	2.921	17:06:07.867
3 -	45.127	124.2	1:15.043	119.4	26.501	110.5	2:26.671 (2)	89.84	0.578	17:08:34.538
4 -	45.296	125.4	1:15.017	119.4	26.444	109.6	2:26.757 (3)	89.79	0.664	17:11:01.295
5 -	44.992	124.7	1:14.485	118.9	26.616	109.4	2:26.093 (1)	90.20		17:13:27.388
6 -	45.798	123.8	1:16.628	115.9	27.024	108.8	2:29.450	88.17	3.357	17:15:56.838
7 -	45.067	123.1	1:15.133	118.7	26.771	109.6	2:26.971	89.66	0.878	17:18:23.809
8 -	44.859	124.0	1:15.296	117.7	26.905	109.4	2:27.060	89.60	0.967	17:20:50.869

P16 34		Tony GILHAM		Golf GTI - Team Hard						
LAP	SECTOR 1		SECTOR 2		SECTOR 3		LAP TIME	MPH	DIFF	TIME OF DAY
1 -	51.390	119.6	1:20.595	110.9	28.056	109.0	2:40.041	82.34	13.766	17:04:02.175
2 -	46.740	124.0	1:16.953	113.3	27.226	107.8	2:30.919	87.31	4.644	17:06:33.094
3 -	45.609	120.6	1:14.935	114.3	26.648	108.7	2:27.192 (3)	89.52	0.917	17:09:00.286
4 -	45.344	121.5	1:15.527	113.5	26.785	107.1	2:27.656	89.24	1.381	17:11:27.942
5 -	44.981	120.2	1:15.329	113.1	26.805	103.8	2:27.115 (2)	89.57	0.840	17:13:55.057
6 -	57.522	69.5	1:48.772	64.8	30.946	107.2	3:17.240	66.81	50.965	17:17:12.297
7 -	51.471	120.2	1:15.554	115.5	26.699	108.5	2:33.724	85.72	7.449	17:19:46.021
8 -	45.144	120.9	1:14.519	114.7	26.612	107.6	2:26.275 (1)	90.08		17:22:12.296

P17 77		George WHITE		Scirocco - KPM Racing						
LAP	SECTOR 1		SECTOR 2		SECTOR 3		LAP TIME	MPH	DIFF	TIME OF DAY
1 -	50.416	116.3	1:19.493	97.9	28.760	103.0	2:38.669	83.05	12.349	17:03:24.037
2 -	45.856	117.7	1:18.094	112.5	27.037	103.5	2:30.987	87.27	4.667	17:05:55.024

Silverstone GP
 Circuit Length = 3.6604 miles
 Start: 17:00 Flag 17:20 End: 17:25

Weather / Track : Cloudy / Dry

Milltek Sport Volkswagen Racing Cup

QUALIFYING - RACE 1 - ROUND 5 - SECTOR ANALYSIS

SECTOR 1 = FL to I1, SECTOR 2 = I1 to I2, SECTOR 3 = I2 to FL, DIFF = Difference To Personal Best Lap

3 -	45.260	118.7	1:15.506	115.1	26.515	105.7	2:27.281	89.47	0.961	17:08:22.305
4 -	44.789	119.4	1:14.814	115.1	26.717	106.0	2:26.320 (1)	90.06		17:10:48.625
5 -	44.925	119.4	1:15.136	114.1	26.767	105.2	2:26.828	89.74	0.508	17:13:15.453
6 -	45.030	119.8	1:15.148	113.3	26.891	105.2	2:27.069	89.60	0.749	17:15:42.522
7 -	44.810	118.5	1:15.026	115.5	26.740	105.9	2:26.576 (2)	89.90	0.256	17:18:09.098
8 -	44.885	120.6	1:14.933	115.3	26.981	102.4	2:26.799 (3)	89.76	0.479	17:20:35.897

P18 16		James WALKER				Golf GTI - Milltek Sport				
LAP	SECTOR 1		SECTOR 2		SECTOR 3		LAP TIME	MPH	DIFF	TIME OF DAY
1 -	50.015	116.3	1:18.449	109.6	27.047	107.9	2:35.511	84.73	9.153	17:03:20.336
2 -	45.224	118.5	1:15.087	113.7	26.980	106.0	2:27.291	89.46	0.933	17:05:47.627
3 -	45.031	120.6	1:36.940	111.1	26.513	103.2	2:48.484	78.21	22.126	17:08:36.111
4 -	45.970	116.9	1:15.719	111.6	26.767	106.0	2:28.456	88.76	2.098	17:11:04.567
5 -	44.837	118.1	1:15.118	110.9	26.633	105.7	2:26.588 (2)	89.89	0.230	17:13:31.155
6 -	45.030	117.5	1:14.704	114.3	26.624	106.4	2:26.358 (1)	90.03		17:15:57.513
7 -	1:04.604	106.6	1:15.973	110.3	27.020	105.2	2:47.597	78.62	21.239	17:18:45.110
8 -	45.220	116.3	1:15.144	109.4	26.766	105.5	2:27.130 (3)	89.56	0.772	17:21:12.240

P19 12		Simon RUDD				Golf GTI - Team Hard				
LAP	SECTOR 1		SECTOR 2		SECTOR 3		LAP TIME	MPH	DIFF	TIME OF DAY
1 -							2:40.958	81.87	13.874	17:04:00.723
2 -							2:33.012	86.12	5.928	17:06:33.735
3 -							2:28.724	88.60	1.640	17:09:02.459
4 -							2:29.000	88.44	1.916	17:11:31.459
5 -							2:28.195	88.92	1.111	17:13:59.654
6 -							2:27.683 (3)	89.23	0.599	17:16:27.337
7 -							2:27.513 (2)	89.33	0.429	17:18:54.850
8 -							2:27.084 (1)	89.59		17:21:21.934

P20 47		Tom BARLEY				Golf GTI - Team Hard				
LAP	SECTOR 1		SECTOR 2		SECTOR 3		LAP TIME	MPH	DIFF	TIME OF DAY
1 -	50.802	116.5	1:20.599	106.8	28.187	104.2	2:39.588	82.57	12.458	17:03:48.362
2 -	46.522	118.5	1:16.318	112.4	27.570	105.5	2:30.410	87.61	3.280	17:06:18.772
3 -	46.036	118.1	1:16.154	112.9	27.093	105.3	2:29.283	88.27	2.153	17:08:48.055
4 -	45.548	117.9	1:15.520	113.3	26.941	105.7	2:28.009	89.03	0.879	17:11:16.064
5 -	45.472	117.7	1:15.263	113.7	26.922	106.0	2:27.657 (3)	89.24	0.527	17:13:43.721
6 -	45.132	118.3	1:15.270	113.1	26.844	106.2	2:27.246 (2)	89.49	0.116	17:16:10.967
7 -	45.113	117.5	1:15.336	113.1	26.681	107.4	2:27.130 (1)	89.56		17:18:38.097
8 -	45.396	117.5	1:15.755	115.5	26.620	108.1	2:27.771	89.17	0.641	17:21:05.868

P21 17		Tim SNAYLAM				Scirocco - AWM Warranty Direct				
LAP	SECTOR 1		SECTOR 2		SECTOR 3		LAP TIME	MPH	DIFF	TIME OF DAY
1 -	48.573	120.0	1:22.278	112.0	28.501	109.2	2:39.352	82.69	11.888	17:03:32.057
2 -	46.684	124.0	1:17.216	117.5	27.051	106.7	2:30.951	87.29	3.487	17:06:03.008
3 -	45.617	121.1	1:17.133	114.5	27.770	107.2	2:30.520	87.54	3.056	17:08:33.528
4 -	46.112	121.5	1:16.179	119.6	27.114	108.7	2:29.405	88.20	1.941	17:11:02.933
5 -	45.117	122.4	1:15.535	118.1	26.812	108.3	2:27.464 (1)	89.36		17:13:30.397
6 -	45.490	120.9	1:16.142	118.1	27.086	109.4	2:28.718	88.60	1.254	17:15:59.115
7 -	45.334	117.9	1:16.319	117.5	27.011	105.9	2:28.664 (3)	88.64	1.200	17:18:27.779
8 -	45.151	123.1	1:16.160	115.3	27.181	106.0	2:28.492 (2)	88.74	1.028	17:20:56.271

P22 31		Paul DEHADRAY				Scirocco - JWB Motorsport				
LAP	SECTOR 1		SECTOR 2		SECTOR 3		LAP TIME	MPH	DIFF	TIME OF DAY
1 -	52.180	116.1	1:26.709	103.2	28.123	108.8	2:47.012	78.90	19.241	17:03:59.684
2 -	47.916	120.9	1:19.101	112.5	28.005	109.0	2:35.022	85.00	7.251	17:06:34.706
3 -	45.030	122.4	1:23.381	104.0	28.143	107.9	2:36.554	84.17	8.783	17:09:11.260
4 -	45.445	120.2	1:15.615	115.9	27.640	106.9	2:28.700 (2)	88.61	0.929	17:11:39.960
5 -	45.386	119.1	1:15.613	117.1	26.772	108.1	2:27.771 (1)	89.17		17:14:07.731
6 -	45.237	119.1	1:17.116	111.8	27.875	108.1	2:30.228	87.71	2.457	17:16:37.959
7 -	45.832	119.8	1:16.218	117.7	27.166	108.1	2:29.216 (3)	88.31	1.445	17:19:07.175

Weather / Track : Cloudy / Dry

Silverstone GP

Circuit Length = 3.6604 miles

Start: 17:00 Flag 17:20 End: 17:25

Milltek Sport Volkswagen Racing Cup

QUALIFYING - RACE 1 - ROUND 5 - SECTOR ANALYSIS

SECTOR 1 = FL to I1, SECTOR 2 = I1 to I2, SECTOR 3 = I2 to FL, DIFF = Difference To Personal Best Lap

8 - 45.711 120.9 1:16.542 112.7 28.111 101.1 2:30.364 87.63 2.593 17:21:37.539

P23 23		Kieran GALLAGHER		Golf GTI - Team Hard						
LAP	SECTOR 1		SECTOR 2		SECTOR 3		LAP TIME	MPH	DIFF	TIME OF DAY
1 -	53.022	115.3	1:23.444	110.7	28.702	101.0	2:45.168	79.78	17.339	17:03:56.480
2 -	49.113	116.3	1:16.722	113.7	27.337	104.7	2:33.172	86.03	5.343	17:06:29.652
3 -	45.800	121.3	1:16.840	112.9	27.348	105.7	2:29.988	87.85	2.159	17:08:59.640
4 -	46.269	118.7	1:15.899	114.7	26.867	105.3	2:29.035 (3)	88.42	1.206	17:11:28.675
5 -	45.292	120.4	1:15.833	113.1	26.704	104.7	2:27.829 (1)	89.14		17:13:56.504
6 -	45.398	117.9	1:15.792	111.8	IN PIT		2:38.803 P	82.98	10.974	17:16:35.307
7 -	OUTLAP	117.3	1:16.612	111.8	27.076	104.0	2:56.279	74.75	28.450	17:19:31.586
8 -	45.380	118.5	1:15.770	112.2	26.867	103.8	2:28.017 (2)	89.02	0.188	17:21:59.603

P24 7		Joe MCMILLAN		Scirocco - Cobra Engineering						
LAP	SECTOR 1		SECTOR 2		SECTOR 3		LAP TIME	MPH	DIFF	TIME OF DAY
1 -	53.757	98.3	1:21.131	112.9	28.531	108.1	2:43.419	80.63	15.549	17:04:04.689
2 -	46.373	123.1	1:17.150	115.3	27.141	107.8	2:30.664 (3)	87.46	2.794	17:06:35.353
3 -	45.183	123.3	1:17.016	117.3	26.932	107.9	2:29.131 (2)	88.36	1.261	17:09:04.484
4 -	45.226	123.1	1:15.656	117.3	26.988	108.8	2:27.870 (1)	89.11		17:11:32.354
5 -	47.701	122.6	1:16.122	115.3	IN PIT		2:39.596 P	82.56	11.726	17:14:11.950

P25 44		Robin RILEY		Scirocco - AWM Warranty Direct						
LAP	SECTOR 1		SECTOR 2		SECTOR 3		LAP TIME	MPH	DIFF	TIME OF DAY
1 -	54.567	117.3	1:30.140	74.8	34.537	107.8	2:59.244	73.51	31.161	17:04:07.971
2 -	49.010	122.2	1:20.471	114.1	27.436	109.7	2:36.917	83.97	8.834	17:06:44.888
3 -	46.179	122.4	1:17.372	114.7	27.217	108.5	2:30.768	87.40	2.685	17:09:15.656
4 -	45.948	117.7	1:15.997	114.1	26.760	109.0	2:28.705 (3)	88.61	0.622	17:11:44.361
5 -	46.194	121.1	1:15.755	115.1	26.896	109.0	2:28.845	88.53	0.762	17:14:13.206
6 -	45.966	119.8	1:15.715	113.5	27.108	108.1	2:28.789	88.56	0.706	17:16:41.995
7 -	45.806	120.4	1:15.773	111.8	26.848	109.0	2:28.427 (2)	88.78	0.344	17:19:10.422
8 -	45.160	122.9	1:15.807	115.5	27.116	108.8	2:28.083 (1)	88.98		17:21:38.505

P26 88		James PILE		Golf GTI - Slidesports						
LAP	SECTOR 1		SECTOR 2		SECTOR 3		LAP TIME	MPH	DIFF	TIME OF DAY
1 -	52.308	115.5	1:25.471	114.3	28.690	107.4	2:46.469	79.16	16.613	17:03:51.744
2 -	48.772	119.6	1:19.255	114.5	27.780	105.7	2:35.807	84.57	5.951	17:06:27.551
3 -	47.247	118.7	1:17.255	113.7	27.150	107.8	2:31.652	86.89	1.796	17:08:59.203
4 -	47.748	120.4	1:17.037	115.7	27.278	108.3	2:32.063	86.66	2.207	17:11:31.266
5 -	47.387	121.3	1:17.718	88.8	28.404	106.2	2:33.509	85.84	3.653	17:14:04.775
6 -	46.070	119.1	1:16.833	114.5	26.953	107.1	2:29.856 (1)	87.93		17:16:34.631
7 -	46.363	117.5	1:17.158	113.3	27.162	106.4	2:30.683 (2)	87.45	0.827	17:19:05.314
8 -	46.212	117.9	1:17.276	113.7	27.392	105.3	2:30.880 (3)	87.33	1.024	17:21:36.194

P27 51		Simon ANDREWS		Golf GTI - AWM Warranty Direct						
LAP	SECTOR 1		SECTOR 2		SECTOR 3		LAP TIME	MPH	DIFF	TIME OF DAY
1 -	53.900	114.3	1:30.150	79.1	30.835	103.7	2:54.885	75.35	24.864	17:04:05.048
2 -	50.143	117.9	1:19.156	110.7	28.448	106.7	2:37.747	83.53	7.726	17:06:42.795
3 -	47.593	118.9	1:18.743	110.7	27.877	107.8	2:34.213	85.45	4.192	17:09:17.008
4 -	46.839	120.4	1:16.990	115.1	27.595	106.7	2:31.424	87.02	1.403	17:11:48.432
5 -	46.643	119.6	1:16.929	113.9	27.526	106.7	2:31.098	87.21	1.077	17:14:19.530
6 -	46.496	119.6	1:16.895	114.5	27.179	106.9	2:30.570 (3)	87.51	0.549	17:16:50.100
7 -	46.406	118.9	1:16.630	114.7	26.985	107.2	2:30.021 (1)	87.83		17:19:20.121
8 -	46.438	119.6	1:16.786	116.3	27.008	107.4	2:30.232 (2)	87.71	0.211	17:21:50.353

P28 40		Simon TOMLINSON		Golf GTI - AWM Warranty Direct						
LAP	SECTOR 1		SECTOR 2		SECTOR 3		LAP TIME	MPH	DIFF	TIME OF DAY
1 -	53.255	107.0	1:21.816	116.7	28.025	108.5	2:43.096	80.79	12.097	17:03:43.070
2 -	48.436	117.7	1:23.440	110.1	28.323	108.1	2:40.199	82.25	9.200	17:06:23.269
3 -	47.235	118.3	1:19.182	114.7	27.844	107.8	2:34.261	85.42	3.262	17:08:57.530

Silverstone GP

Circuit Length = 3.6604 miles

Start: 17:00 Flag 17:20 End: 17:25

Weather / Track : Cloudy / Dry

Milltek Sport Volkswagen Racing Cup

QUALIFYING - RACE 1 - ROUND 5 - SECTOR ANALYSIS

SECTOR 1 = FL to I1, SECTOR 2 = I1 to I2, SECTOR 3 = I2 to FL, DIFF = Difference To Personal Best Lap

4 -	47.107	118.5	1:18.604	114.7	27.411	108.5	2:33.122	86.06	2.123	17:11:30.652
5 -	46.870	109.1	1:17.493	114.1	27.515	107.8	2:31.878 (3)	86.76	0.879	17:14:02.530
6 -	46.613	116.1	1:17.046	112.4	27.340	105.2	2:30.999 (1)	87.27		17:16:33.529
7 -	48.067	113.5	1:18.085	113.1	28.310	106.0	2:34.462	85.31	3.463	17:19:07.991
8 -	46.470	118.7	1:17.543	109.6	27.597	107.6	2:31.610 (2)	86.91	0.611	17:21:39.601

P29 18		Craig MASON		Golf GTI - AWM Warranty Direct							
LAP	SECTOR 1		SECTOR 2		SECTOR 3		LAP TIME	MPH	DIFF	TIME OF DAY	
1 -	52.577	103.5	1:21.866	111.1	28.319	105.2	2:42.762	80.96	11.712	17:03:44.190	
2 -	1:11.502	122.0	1:19.652	116.3	27.962	104.8	2:59.116	73.57	28.066	17:06:43.306	
3 -	47.736	112.9	1:19.329	115.5	27.768	105.0	2:34.833	85.10	3.783	17:09:18.139	
4 -	46.664	123.1	1:16.888	116.3	27.819	104.3	2:31.371 (2)	87.05	0.321	17:11:49.510	
5 -	46.823	120.4	1:17.566	114.1	27.862	104.7	2:32.251	86.55	1.201	17:14:21.761	
6 -	49.602	98.9	1:24.997	98.9	28.941	107.2	2:43.540	80.57	12.490	17:17:05.301	
7 -	46.690	119.8	1:17.557	112.9	27.895	105.5	2:32.142 (3)	86.61	1.092	17:19:37.443	
8 -	46.514	120.0	1:16.871	116.1	27.665	107.9	2:31.050 (1)	87.24		17:22:08.493	

P30 20		Graham EWING		Golf GTI - Team Hard							
LAP	SECTOR 1		SECTOR 2		SECTOR 3		LAP TIME	MPH	DIFF	TIME OF DAY	
1 -	54.162	117.9	1:23.034	110.9	28.271	106.5	2:45.467	79.63	14.375	17:04:03.028	
2 -	47.379	122.4	1:17.664	116.1	27.785	108.3	2:32.828	86.22	1.736	17:06:35.856	
3 -	46.185	122.0	1:17.461	114.5	27.446	107.4	2:31.092 (1)	87.21		17:09:06.948	
4 -	46.931	120.9	1:18.435	112.9	27.841	104.2	2:33.207	86.01	2.115	17:11:40.155	
5 -	46.997	119.8	1:17.611	114.1	27.485	104.2	2:32.093 (3)	86.64	1.001	17:14:12.248	
6 -	46.963	117.5	1:17.931	114.7	27.443	106.5	2:32.337	86.50	1.245	17:16:44.585	
7 -	46.602	119.6	1:17.504	113.9	27.394	107.8	2:31.500 (2)	86.98	0.408	17:19:16.085	
8 -	46.975	118.9	1:18.045	114.3	27.621	102.9	2:32.641	86.33	1.549	17:21:48.726	

P31 69		Mark CLYNES		Scirocco - JWB Motorsport							
LAP	SECTOR 1		SECTOR 2		SECTOR 3		LAP TIME	MPH	DIFF	TIME OF DAY	
1 -	56.633	83.1	1:33.873	108.0	31.277	75.8	3:01.783 (2)	72.49	4.092	17:04:18.603	
2 -	52.728	110.5	1:33.673	100.0	31.290	93.2	2:57.691 (1)	74.16		17:07:16.294	
3 -	57.683	110.1	1:28.600	96.8	IN PIT		3:07.112 P	70.42	9.421	17:10:23.406	

Milltek Sport Volkswagen Racing Cup

QUALIFYING - RACE 1 - ROUND 5 - BEST SECTORS

SECTOR 1			SECTOR 2			SECTOR 3			IDEAL / BEST COMPARISON						
POS	NO	NAME	TIME	NO	NAME	TIME	NO	NAME	TIME	POS	NO	NAME	IDEAL	BEST	DIFF
1	33	ORROCK	43.988	8	MASON	1:13.387	13	FULBROOK	26.102				PERFECT LAP	2:23.477	
2	41	MORGAN	44.021	13	FULBROOK	1:13.411	8	MASON	26.326	1	13	FULBROOK	2:23.648	2:23.882	0.234
3	13	FULBROOK	44.135	41	MORGAN	1:13.692	99	WALKER-TULLY	26.332	2	8	MASON	2:24.040	2:24.459	0.419
4	99	WALKER-TULLY	44.143	14	CAYGILL	1:13.700	41	MORGAN	26.334	3	41	MORGAN	2:24.047	2:24.047	0.000
5	4	LINES	44.148	33	ORROCK	1:13.828	27	DI RESTA	26.388	4	33	ORROCK	2:24.205	2:24.241	0.036
6	29	PANAYIOTOU	44.166	99	WALKER-TULLY	1:13.928	33	ORROCK	26.389	5	99	WALKER-TULLY	2:24.403	2:24.726	0.323
7	5	HOUSE	44.215	4	LINES	1:13.945	22	FULLER	26.392	6	14	CAYGILL	2:24.450	2:24.788	0.338
8	6	SUTTON	44.282	29	PANAYIOTOU	1:14.052	98	HAMILTON	26.397	7	4	LINES	2:24.519	2:24.535	0.016
9	14	CAYGILL	44.295	27	DI RESTA	1:14.056	4	LINES	26.426	8	29	PANAYIOTOU	2:24.710	2:24.710	0.000
10	8	MASON	44.327	5	HOUSE	1:14.132	9	FAIRBROTHER	26.444	9	27	DI RESTA	2:24.783	2:24.919	0.136
11	27	DI RESTA	44.339	22	FULLER	1:14.222	14	CAYGILL	26.455	10	5	HOUSE	2:24.842	2:24.954	0.112
12	98	HAMILTON	44.518	6	SUTTON	1:14.236	29	PANAYIOTOU	26.492	11	6	SUTTON	2:25.021	2:25.041	0.020
13	37	GREENWAY	44.627	98	HAMILTON	1:14.363	5	HOUSE	26.495	12	98	HAMILTON	2:25.278	2:25.481	0.203
14	22	FULLER	44.670	9	FAIRBROTHER	1:14.485	6	SUTTON	26.503	13	22	FULLER	2:25.284	2:25.550	0.266
15	77	WHITE	44.789	34	GILHAM	1:14.519	16	WALKER	26.513	14	37	GREENWAY	2:25.758	2:26.039	0.281
16	16	WALKER	44.837	37	GREENWAY	1:14.579	77	WHITE	26.515	15	9	FAIRBROTHER	2:25.788	2:26.093	0.305
17	9	FAIRBROTHER	44.859	16	WALKER	1:14.704	37	GREENWAY	26.552	16	16	WALKER	2:26.054	2:26.358	0.304
18	34	GILHAM	44.981	77	WHITE	1:14.814	34	GILHAM	26.612	17	34	GILHAM	2:26.112	2:26.275	0.163
19	31	DEHADRAY	45.030	47	BARLEY	1:15.263	47	BARLEY	26.620	18	77	WHITE	2:26.118	2:26.320	0.202
20	47	BARLEY	45.113	17	SNAYLAM	1:15.535	23	GALLAGHER	26.704	19	47	BARLEY	2:26.996	2:27.130	0.134
21	17	SNAYLAM	45.117	31	DEHADRAY	1:15.613	44	RILEY	26.760	20	31	DEHADRAY	2:27.415	2:27.771	0.356
22	44	RILEY	45.160	7	MCMILLAN	1:15.656	31	DEHADRAY	26.772	21	17	SNAYLAM	2:27.464	2:27.464	0.000
23	7	MCMILLAN	45.183	44	RILEY	1:15.715	17	SNAYLAM	26.812	22	44	RILEY	2:27.635	2:28.083	0.448
24	23	GALLAGHER	45.292	23	GALLAGHER	1:15.770	7	MCMILLAN	26.932	23	23	GALLAGHER	2:27.766	2:27.829	0.063
25	88	PILE	46.070	51	ANDREWS	1:16.630	88	PILE	26.953	24	7	MCMILLAN	2:27.771	2:27.870	0.099
26	20	EWING	46.185	88	PILE	1:16.833	51	ANDREWS	26.985	25	88	PILE	2:29.856	2:29.856	0.000
27	51	ANDREWS	46.406	18	MASON	1:16.871	40	TOMLINSON	27.340	26	51	ANDREWS	2:30.021	2:30.021	0.000
28	40	TOMLINSON	46.470	40	TOMLINSON	1:17.046	20	EWING	27.394	27	40	TOMLINSON	2:30.856	2:30.999	0.143
29	18	MASON	46.514	20	EWING	1:17.461	18	MASON	27.665	28	20	EWING	2:31.040	2:31.092	0.052
30	69	CLYNES	52.728	69	CLYNES	1:28.600	69	CLYNES	31.277	29	18	MASON	2:31.050	2:31.050	0.000
31										30	69	CLYNES	2:52.605	2:57.691	5.086
										31	12	RUDD		2:27.084	

Weather / Track : Cloudy / Dry

Results can be found at www.tsl-timing.com

Silverstone GP

Circuit Length = 3.6604 miles

Start: 17:00 Flag 17:20 End: 17:25

Printed - 17:26 Saturday, 31 May 2014

Milltek Sport Volkswagen Racing Cup

QUALIFYING - RACE 1 - ROUND 5 - BEST SPEEDS

POS	SECTOR 1			SECTOR 2			FINISH LINE		
	NO	NAME	MPH	NO	NAME	MPH	NO	NAME	MPH
1	41	Sam MORGAN	128.3	41	Sam MORGAN	120.9	8	Aaron MASON	112.4
2	13	Joe FULBROOK	125.6	17	Tim SNAYLAM	119.6	9	David FAIRBROTHER	111.2
3	9	David FAIRBROTHER	125.4	9	David FAIRBROTHER	119.4	13	Joe FULBROOK	110.7
4	29	Chris PANAYIOTOU	124.9	29	Chris PANAYIOTOU	118.9	41	Sam MORGAN	110.5
5	6	David SUTTON	124.0	6	David SUTTON	118.3	4	Stewart LINES	110.1
6	17	Tim SNAYLAM	124.0	8	Aaron MASON	118.3	44	Robin RILEY	109.7
7	98	Matt HAMILTON	124.0	4	Stewart LINES	117.7	17	Tim SNAYLAM	109.4
8	34	Tony GILHAM	124.0	31	Paul DEHADRAY	117.7	31	Paul DEHADRAY	109.0
9	5	Philip HOUSE	123.3	7	Joe MCMILLAN	117.3	99	Jack WALKER-TULLY	109.0
10	7	Joe MCMILLAN	123.3	99	Jack WALKER-TULLY	117.3	98	Matt HAMILTON	109.0
11	8	Aaron MASON	123.3	27	Stefan DI RESTA	117.1	34	Tony GILHAM	109.0
12	18	Craig MASON	123.1	98	Matt HAMILTON	117.1	7	Joe MCMILLAN	108.8
13	4	Stewart LINES	122.9	13	Joe FULBROOK	116.9	14	Josh CAYGILL	108.8
14	44	Robin RILEY	122.9	40	Simon TOMLINSON	116.7	29	Chris PANAYIOTOU	108.8
15	14	Josh CAYGILL	122.4	18	Craig MASON	116.3	6	David SUTTON	108.5
16	20	Graham EWING	122.4	51	Simon ANDREWS	116.3	27	Stefan DI RESTA	108.5
17	31	Paul DEHADRAY	122.4	20	Graham EWING	116.1	40	Simon TOMLINSON	108.5
18	99	Jack WALKER-TULLY	121.7	33	Lucas ORROCK	116.1	20	Graham EWING	108.3
19	33	Lucas ORROCK	121.5	37	James GREENWAY	116.1	33	Lucas ORROCK	108.3
20	23	Kieran GALLAGHER	121.3	14	Josh CAYGILL	115.9	88	James PILE	108.3
21	37	James GREENWAY	121.3	5	Philip HOUSE	115.7	47	Tom BARLEY	108.1
22	88	James PILE	121.3	88	James PILE	115.7	16	James WALKER	107.9
23	16	James WALKER	120.6	44	Robin RILEY	115.5	18	Craig MASON	107.9
24	77	George WHITE	120.6	47	Tom BARLEY	115.5	37	James GREENWAY	107.9
25	51	Simon ANDREWS	120.4	77	George WHITE	115.5	51	Simon ANDREWS	107.8
26	27	Stefan DI RESTA	120.2	34	Tony GILHAM	115.5	5	Philip HOUSE	107.1
27	22	Howard FULLER	119.6	23	Kieran GALLAGHER	114.7	22	Howard FULLER	106.4
28	40	Simon TOMLINSON	118.7	16	James WALKER	114.3	77	George WHITE	106.0
29	47	Tom BARLEY	118.5	22	Howard FULLER	113.9	23	Kieran GALLAGHER	105.7
30	69	Mark CLYNES	110.5	69	Mark CLYNES	108.0	69	Mark CLYNES	93.2
31									

Weather / Track : Cloudy / Dry

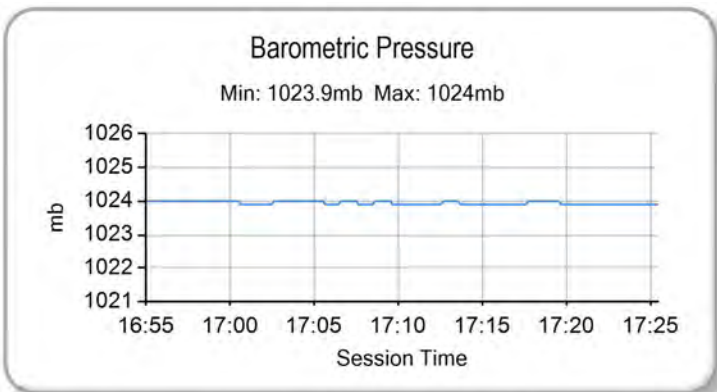
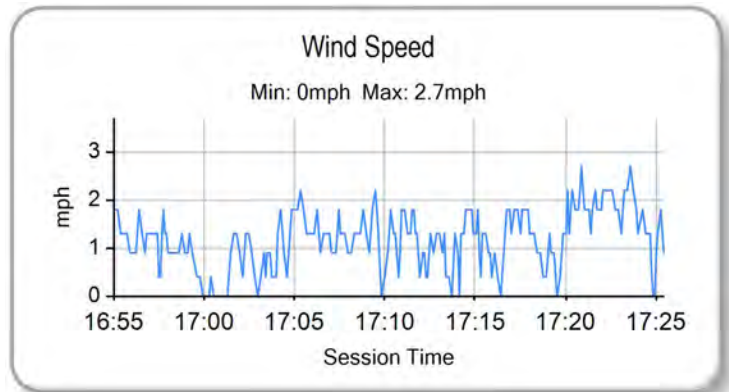
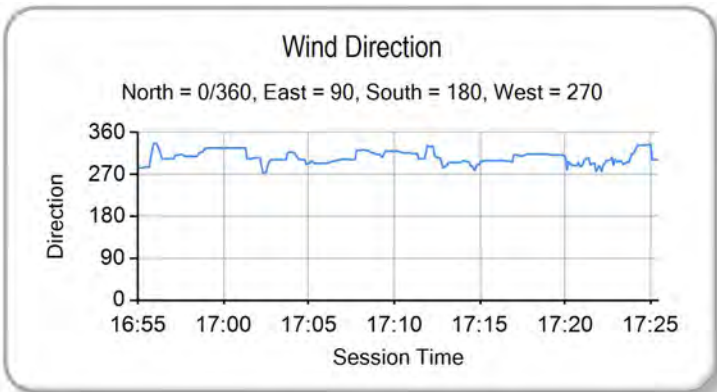
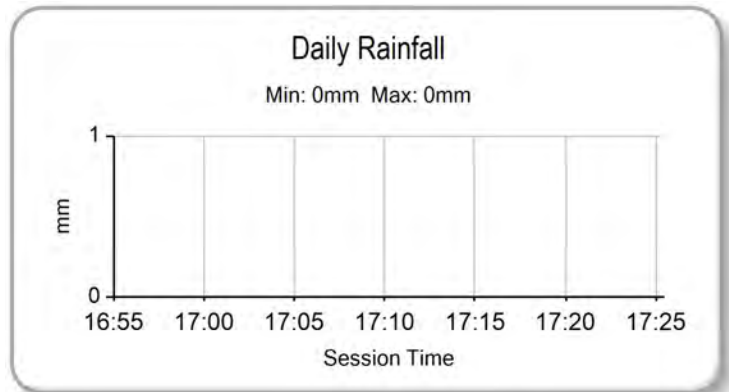
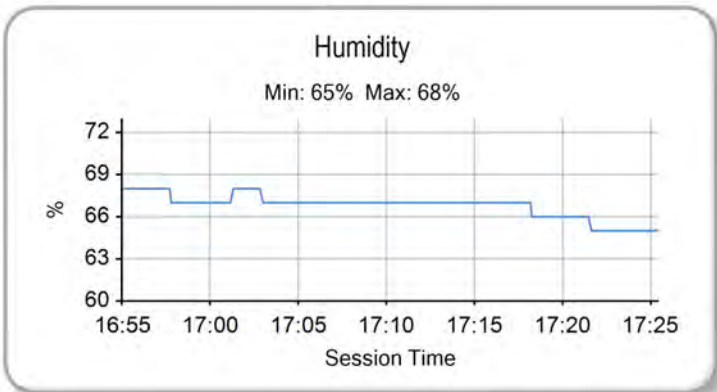
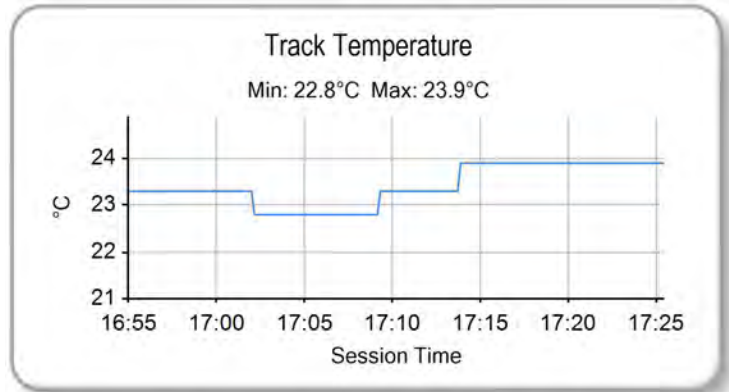
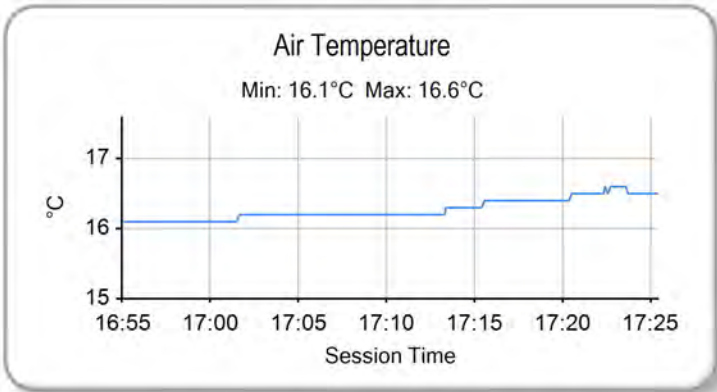
Results can be found at www.tsl-timing.com

Silverstone GP
Circuit Length = 3.6604 miles
Start: 17:00 Flag 17:20 End: 17:25

Printed - 17:27 Saturday, 31 May 2014

Milltek Sport Volkswagen Racing Cup

QUALIFYING - RACE 1 - ROUND 5 - WEATHER CONDITIONS



Weather / Track : Cloudy / Dry

Results can be found at www.tsl-timing.com


Silverstone GP
Circuit Length = 3.6604 miles
Start: 17:00 Flag 17:20 End: 17:25

Printed - 17:33 Saturday, 31 May 2014

Milltek Sport Volkswagen Racing Cup RACE 1 - ROUND 5 - GRID

ROW 16		31	2:57.691	69 Mark CLYNES			
ROW 15		30	2:31.092	20 Graham EWING	29	2:31.050	18 Craig MASON
ROW 14	28	2:30.999	40 Simon TOMLINSON	27	2:30.021	51 Simon ANDREWS	
ROW 13		26	2:29.856	88 James PILE	25	2:28.083	44 Robin RILEY
ROW 12	24	2:27.870	7 Joe MCMILLAN	23	2:27.829	23 Kieran GALLAGHER	
ROW 11		22	2:27.771	31 Paul DEHADRAY	21	2:27.464	17 Tim SNAYLAM
ROW 10	20	2:27.130	47 Tom BARLEY	19	2:27.084	12 Simon RUDD	
ROW 9		18	2:26.358	16 James WALKER	17	2:26.320	77 George WHITE
ROW 8	16	2:26.275	34 Tony GILHAM	15	2:26.093	9 David FAIRBROTHER	
ROW 7		14	2:26.039	37 James GREENWAY	13	2:25.550	22 Howard FULLER
ROW 6	12	2:25.481	98 Matt HAMILTON	11	2:25.041	6 David SUTTON	
ROW 5		10	2:24.954	5 Phillip HOUSE	9	2:24.919	27 Stefan DI RESTA
ROW 4	8	2:24.788	14 Josh CAYGILL	7	2:24.726	99 Jack WALKER-TULLY	
ROW 3		6	2:24.710	29 Chris PANAYIOTOU	5	2:24.535	4 Stewart LINES
ROW 2	4	2:24.459	8 Aaron MASON	3	2:24.241	33 Lucas ORROCK	
ROW 1		2	2:24.047	41 Sam MORGAN	1	2:23.882	13 Joe FULBROOK

Pole



Silverstone GP
Circuit Length = 3.6604 miles

These results are provisional until the conclusion of any judicial and technical matters.

Clerk Of Course :	Timekeeper :
-------------------	--------------

Milltek Sport Volkswagen Racing Cup

RACE 1 - ROUND 5 - CLASSIFICATION

POS	NO	NAME	ENTRY	LAPS	TIME	GAP	DIFF	MPH	BEST	ON
1	13	Joe FULBROOK	Golf GTI - AWM Warranty Direct	8	20:48.938			84.40	2:24.316	5
2	33	Lucas ORROCK	Scirocco - KPM Racing	8	20:50.525	1.587	1.587	84.30	2:24.677	5
3	41	Sam MORGAN	Golf GTI - KPM Racing	8	20:52.485	3.547	1.960	84.17	2:24.655	4
4	29	Chris PANAYIOTOU	Scirocco - Maximum Motorsport	8	20:53.662	4.724	1.177	84.09	2:25.154	5
5	14	Josh CAYGILL	Scirocco - AWM Warranty Direct	8	20:57.198	8.260	3.536	83.85	2:23.960	7
6	37	James GREENWAY	Scirocco - AWM Warranty Direct	8	20:58.104	9.166	0.906	83.79	2:24.946	4
7	27	Stefan DI RESTA	Scirocco - JWB Motorsport	8	20:58.221	9.283	0.117	83.78	2:24.151	7
8	99	Jack WALKER-TULLY	Scirocco - Cooke & Mason	8	20:58.720	9.782	0.499	83.75	2:23.332	4
9	22	Howard FULLER	Golf GTI - Team Hard	8	20:59.032	10.094	0.312	83.73	2:25.019	7
10	5	Philip HOUSE	Scirocco - PH Motorsport	8	21:01.337	12.399	2.305	83.57	2:25.085	4
11	8	Aaron MASON	Scirocco - AWM Warranty Direct	8	21:05.762	16.824	4.425	83.28	2:24.064	4
12	6	David SUTTON	Scirocco - Slidesports	8	21:07.959	19.021	2.197	83.14	2:26.126	4
13	47	Tom BARLEY	Golf GTI - Team Hard	8	21:08.380	19.442	0.421	83.11	2:26.436	7
14	23	Kieran GALLAGHER	Golf GTI - Team Hard	8	21:08.910	19.972	0.530	83.08	2:26.049	7
15	7	Joe MCMILLAN	Scirocco - Cobra Engineering	8	21:14.272	25.334	5.362	82.73	2:27.406	4
16	34	Tony GILHAM	Golf GTI - Team Hard	8	21:17.962	29.024	3.690	82.49	2:24.396	5
17	17	Tim SNAYLAM	Scirocco - AWM Warranty Direct	8	21:19.609	30.671	1.647	82.38	2:27.999	7
18	16	James WALKER	Golf GTI - Milltek Sport	8	21:19.768	30.830	0.159	82.37	2:25.984	6
19	77	George WHITE	Scirocco - KPM Racing	8	21:20.160	31.222	0.392	82.35	2:27.548	6
20	9	David FAIRBROTHER	Scirocco - Slidesports	8	21:23.929	34.991	3.769	82.10	2:28.326	4
21	88	James PILE	Golf GTI - Slidesports	8	21:29.958	41.020	6.029	81.72	2:30.055	8
22	44	Robin RILEY	Scirocco - AWM Warranty Direct	8	21:33.392	44.454	3.434	81.50	2:27.380	6
23	12	Simon RUDD	Golf GTI - Team Hard	8	21:49.902	1:00.964	16.510	80.48	2:27.524	5
24	20	Graham EWING	Golf GTI - Team Hard	8	21:50.985	1:02.047	1.083	80.41	2:31.930	7
25	51	Simon ANDREWS	Golf GTI - AWM Warranty Direct	8	21:51.629	1:02.691	0.644	80.37	2:31.141	6
26	18	Craig MASON	Golf GTI - AWM Warranty Direct	8	21:55.696	1:06.758	4.067	80.12	2:28.214	5
27	31	Paul DEHADRAY	Scirocco - JWB Motorsport	8	22:01.258	1:12.320	5.562	79.78	2:34.817	5

NOT CLASSIFIED

DNF	40	Simon TOMLINSON	Golf GTI - AWM Warranty Direct	7	19:15.747	1 Lap	1 Lap	79.81	2:31.087	5
DNF	4	Stewart LINES	Golf GTI - Maximum Motorsport	2	5:23.413	6 Laps	5 Laps	81.49	2:32.129	1
DNF	69	Mark CLYNES	Scirocco - JWB Motorsport	1	3:27.519	7 Laps	1 Lap	63.50		
DNF	98	Matt HAMILTON	Golf GTI - THM Racing	0						

FASTEST LAP

99	Jack WALKER-TULLY	Scirocco - Cooke & Mason	4	2:23.332	91.93 mph	147.96 kph
----	-------------------	--------------------------	---	----------	-----------	------------

Weather / Track : Bright / Dry

These results are provisional until the conclusion of any judicial and technical matters.

Silverstone GP

Circuit Length = 3.6604 miles

Start: 10:37 Flag 10:58 End: 11:03

Clerk Of Course :	Timekeeper :
-------------------	--------------

Milltek Sport Volkswagen Racing Cup

RACE 1 - ROUND 5 - LAP CHART

LAP 1			LAP 2			LAP 3			LAP 4			LAP 5		
NO	BEHIND	LAP TIME	NO	BEHIND	LAP TIME	NO	BEHIND	LAP TIME	NO	BEHIND	LAP TIME	NO	BEHIND	LAP TIME
13		2:30.676	13		2:50.064	13		3:21.189	8		2:24.064	8		2:24.115
8	0.460	2:31.136	8	1.064	2:50.668	8	1.509	3:21.634	13	0.250	2:25.823	13	0.451	2:24.316
41	0.964	2:31.640	41	1.631	2:50.731	41	1.850	3:21.408	41	0.932	2:24.655	33	2.266	2:24.677
33	1.134	2:31.810	33	2.104	2:51.034	33	2.535	3:21.620	33	1.704	2:24.742	41	2.840	2:26.023
4	1.453	2:32.129	4	2.673	2:51.284	29	3.538	3:21.586	29	3.364	2:25.399	29	4.403	2:25.154
29	1.809	2:32.485	29	3.141	2:51.396	6	4.496	3:21.703	37	4.544	2:24.946	37	5.933	2:25.504
6	3.431	2:34.107	6	3.982	2:50.615	37	5.171	3:21.313	6	5.049	2:26.126	99	8.254	2:27.025
37	4.006	2:34.682	37	5.047	2:51.105	14	5.430	3:20.961	14	5.190	2:25.333	27	8.606	2:26.032
14	4.155	2:34.831	14	5.658	2:51.567	5	6.280	3:20.696	99	5.344	2:23.332	14	8.996	2:27.921
5	4.601	2:35.277	5	6.773	2:52.236	99	7.585	3:20.174	5	5.792	2:25.085	22	10.157	2:25.848
99	5.229	2:35.905	99	8.600	2:53.435	27	7.915	3:19.415	27	6.689	2:24.347	5	10.585	2:28.908
27	5.613	2:36.289	27	9.689	2:54.140	22	8.449	3:19.026	22	8.424	2:25.548	16	15.681	2:26.577
22	5.645	2:36.321	22	10.612	2:55.031	47	10.626	3:20.297	47	12.542	2:27.489	6	15.688	2:34.754
47	7.322	2:37.998	47	11.518	2:54.260	23	11.472	3:20.542	23	12.905	2:27.006	47	16.624	2:28.197
23	9.393	2:40.069	23	12.119	2:52.790	16	12.384	3:20.460	16	13.219	2:26.408	23	17.161	2:28.371
16	9.642	2:40.318	16	13.113	2:53.535	7	13.689	3:21.012	7	15.522	2:27.406	7	19.476	2:28.069
7	10.641	2:41.317	7	13.866	2:53.289	88	14.875	3:21.350	17	19.417	2:29.020	17	23.650	2:28.348
88	11.117	2:41.793	88	14.714	2:53.661	17	15.970	3:21.408	88	19.705	2:30.403	77	24.538	2:28.741
77	11.572	2:42.248	17	15.751	2:53.587	77	16.960	3:21.766	77	19.912	2:28.525	9	26.564	2:30.120
12	12.060	2:42.736	77	16.383	2:54.875	9	17.806	3:22.132	9	20.559	2:28.326	88	27.127	2:31.537
17	12.228	2:42.904	9	16.863	2:54.693	18	20.208	3:23.306	18	23.326	2:28.691	18	27.425	2:28.214
9	12.234	2:42.910	18	18.091	2:54.692	12	20.859	3:23.147	12	24.451	2:29.165	12	27.860	2:27.524
18	13.463	2:44.139	12	18.901	2:56.905	20	22.183	3:23.383	34	28.180	2:27.432	34	28.461	2:24.396
34	13.653	2:44.329 P	20	19.989	2:56.182	31	22.984	3:23.345	20	29.012	2:32.402	44	36.969	2:31.905
20	13.871	2:44.547	31	20.828	2:56.647	44	23.216	3:22.910	44	29.179	2:31.536	20	38.284	2:33.387
31	14.245	2:44.921	44	21.495	2:56.070	51	24.076	3:22.478	40	32.239	2:33.213	40	39.211	2:31.087
51	15.020	2:45.696	51	22.787	2:57.831	40	24.599	3:22.205	31	32.261	2:34.850	51	41.416	2:33.159
44	15.489	2:46.165	40	23.583	2:57.810	34	26.321	2:29.287	51	32.372	2:33.869	31	42.963	2:34.817
40	15.837	2:46.513	34	1:18.223	3:54.634									
69	56.843	3:27.519 P												

Weather / Track : Bright / Dry

Silverstone GP

Circuit Length = 3.6604 miles

Start: 10:37 Flag 10:58 End: 11:03

Milltek Sport Volkswagen Racing Cup

RACE 1 - ROUND 5 - LAP CHART

LAP 6			LAP 7			LAP 8		
NO	BEHIND	LAP TIME	NO	BEHIND	LAP TIME	NO	BEHIND	LAP TIME
8		2:24.654	13		2:25.398	13		2:26.918
13	0.351	2:24.554	33	2.499	2:25.437	33	1.587	2:26.006
33	2.811	2:25.199	41	5.023	2:26.350	41	3.547	2:25.442
41	4.422	2:26.236	29	5.427	2:25.877	29	4.724	2:26.215
29	5.299	2:25.550	8	5.729	2:31.478	14	8.260	2:27.833
37	6.460	2:25.181	37	6.453	2:25.742	37	9.166	2:29.631
27	8.534	2:24.582	27	6.936	2:24.151	27	9.283	2:29.265
14	9.134	2:24.792	14	7.345	2:23.960	99	9.782	2:27.079
99	9.838	2:26.238	99	9.621	2:25.532	22	10.094	2:27.027
22	10.715	2:25.212	22	9.985	2:25.019	5	12.399	2:26.834
5	11.904	2:25.973	5	12.483	2:26.328	8	16.824	2:38.013
16	17.011	2:25.984	6	19.099	2:26.693	6	19.021	2:26.840
6	18.155	2:27.121	47	19.299	2:26.436	47	19.442	2:27.061
47	18.612	2:26.642	23	19.566	2:26.049	23	19.972	2:27.324
23	19.266	2:26.759	7	24.608	2:27.966	7	25.334	2:27.644
7	22.391	2:27.569	17	29.321	2:27.999	34	29.024	2:25.893
17	27.071	2:28.075	77	29.571	2:27.888	17	30.671	2:28.268
77	27.432	2:27.548	34	30.049	2:25.447	16	30.830	2:26.686
34	30.351	2:26.544	16	31.062	2:39.800	77	31.222	2:28.569
9	30.554	2:28.644	9	33.190	2:28.385	9	34.991	2:28.719
18	32.047	2:29.276	88	37.883	2:30.143	88	41.020	2:30.055
12	32.325	2:29.119	44	43.412	2:29.466	44	44.454	2:27.960
88	33.489	2:31.016	18	53.332	2:47.034	12	1:00.964	2:30.672
44	39.695	2:27.380	40	53.727	2:32.064	20	1:02.047	2:34.248
40	47.412	2:32.855	20	54.717	2:31.930	51	1:02.691	2:34.533
51	47.903	2:31.141	51	55.076	2:32.922	18	1:06.758	2:40.344
20	48.536	2:34.906	12	57.210	2:50.634	31	1:12.320	2:35.065
31	54.534	2:36.225	31	1:04.173	2:35.388			

Weather / Track : Bright / Dry

Milltek Sport Volkswagen Racing Cup

RACE 1 - ROUND 5 - SECTOR ANALYSIS

SECTOR 1 = FL to I1, SECTOR 2 = I1 to I2, SECTOR 3 = I2 to FL, DIFF = Difference To Personal Best Lap

P1 13		Joe FULBROOK		Golf GTI - AWM Warranty Direct						
LAP	SECTOR 1		SECTOR 2		SECTOR 3		LAP TIME	MPH	DIFF	TIME OF DAY
1 -		122.4	1:15.091	116.9	26.572	106.9	2:30.676	87.45	6.360	10:40:11.113
2 -	44.910	122.2	1:30.367	76.0	34.787	71.0	2:50.064	77.48	25.748	10:43:01.177
3 -	1:03.514	82.5	1:49.045	76.6	28.630	106.5	3:21.189	65.49	56.873	10:46:22.366
4 -	45.062	122.2	1:14.095	117.9	26.666	106.7	2:25.823	90.36	1.507	10:48:48.189
5 -	44.512	122.0	1:13.571	116.5	26.233	107.1	2:24.316 (1)	91.31		10:51:12.505
6 -	44.139	123.8	1:14.084	114.9	26.331	107.8	2:24.554 (2)	91.16	0.238	10:53:37.059
7 -	44.692	122.4	1:13.871	116.3	26.835	106.2	2:25.398 (3)	90.63	1.082	10:56:02.457
8 -	45.447	121.7	1:14.388	116.1	27.083	105.3	2:26.918	89.69	2.602	10:58:29.375

P2 33		Lucas ORROCK		Scirocco - KPM Racing						
LAP	SECTOR 1		SECTOR 2		SECTOR 3		LAP TIME	MPH	DIFF	TIME OF DAY
1 -		121.3	1:15.574	117.5	26.640	111.0	2:31.810	86.80	7.133	10:40:12.247
2 -	44.613	112.4	1:32.183	75.5	34.238	64.9	2:51.034	77.04	26.357	10:43:03.281
3 -	1:04.251	78.3	1:50.175	74.8	27.194	110.3	3:21.620	65.35	56.943	10:46:24.901
4 -	44.789	123.8	1:13.770	119.1	26.183	110.1	2:24.742 (2)	91.04	0.065	10:48:49.643
5 -	44.150	125.2	1:14.223	118.5	26.304	109.0	2:24.677 (1)	91.08		10:51:14.320
6 -	44.491	122.6	1:14.173	118.3	26.535	108.7	2:25.199 (3)	90.75	0.522	10:53:39.519
7 -	44.523	122.0	1:14.433	117.5	26.481	108.7	2:25.437	90.60	0.760	10:56:04.956
8 -	44.803	122.9	1:14.476	117.3	26.727	108.7	2:26.006	90.25	1.329	10:58:30.962

P3 41		Sam MORGAN		Golf GTI - KPM Racing						
LAP	SECTOR 1		SECTOR 2		SECTOR 3		LAP TIME	MPH	DIFF	TIME OF DAY
1 -		121.5	1:15.634	120.4	27.062	110.3	2:31.640	86.90	6.985	10:40:12.077
2 -	44.341	122.6	1:31.496	78.3	34.894	66.2	2:50.731	77.18	26.076	10:43:02.808
3 -	1:03.572	75.7	1:50.382	76.0	27.454	109.2	3:21.408	65.42	56.753	10:46:24.216
4 -	44.177	125.9	1:14.112	119.4	26.366	109.9	2:24.655 (1)	91.09		10:48:48.871
5 -	44.560	124.5	1:14.865	121.1	26.598	110.7	2:26.023 (3)	90.24	1.368	10:51:14.894
6 -	44.204	127.5	1:15.321	116.7	26.711	109.7	2:26.236	90.11	1.581	10:53:41.130
7 -	44.145	125.9	1:14.536	120.0	27.669	109.2	2:26.350	90.04	1.695	10:56:07.480
8 -	44.390	125.2	1:14.491	118.5	26.561	109.7	2:25.442 (2)	90.60	0.787	10:58:32.922

P4 29		Chris PANAYIOTOU		Scirocco - Maximum Motorsport						
LAP	SECTOR 1		SECTOR 2		SECTOR 3		LAP TIME	MPH	DIFF	TIME OF DAY
1 -		125.4	1:15.674	117.1	26.676	108.7	2:32.485	86.41	7.331	10:40:12.922
2 -	44.451	125.6	1:32.726	77.6	34.219	63.8	2:51.396	76.88	26.242	10:43:04.318
3 -	1:05.584	60.4	1:48.377	71.3	27.625	107.8	3:21.586	65.37	56.432	10:46:25.904
4 -	44.565	124.2	1:14.255	118.3	26.579	107.6	2:25.399 (2)	90.63	0.245	10:48:51.303
5 -	44.319	122.6	1:14.252	118.7	26.583	107.6	2:25.154 (1)	90.78		10:51:16.457
6 -	44.526	122.9	1:14.329	118.5	26.695	107.9	2:25.550 (3)	90.53	0.396	10:53:42.007
7 -	44.216	123.8	1:14.261	119.1	27.400	108.5	2:25.877	90.33	0.723	10:56:07.884
8 -	44.618	124.0	1:14.904	117.9	26.693	107.2	2:26.215	90.12	1.061	10:58:34.099

P5 14		Josh CAYGILL		Scirocco - AWM Warranty Direct						
LAP	SECTOR 1		SECTOR 2		SECTOR 3		LAP TIME	MPH	DIFF	TIME OF DAY
1 -		124.2	1:17.358	116.1	26.523	109.6	2:34.831	85.11	10.871	10:40:15.268
2 -	44.436	105.5	1:33.562	61.6	33.569	60.0	2:51.567	76.80	27.607	10:43:06.835
3 -	1:05.954	61.2	1:47.582	71.3	27.425	110.5	3:20.961	65.57	57.001	10:46:27.796
4 -	43.897	126.6	1:14.904	117.3	26.532	111.0	2:25.333 (3)	90.67	1.373	10:48:53.129
5 -	46.041	124.7	1:15.543	118.3	26.337	109.7	2:27.921	89.08	3.961	10:51:21.050
6 -	44.145	123.5	1:14.234	118.3	26.413	109.6	2:24.792 (2)	91.01	0.832	10:53:45.842
7 -	43.802	124.7	1:13.714	118.5	26.444	109.9	2:23.960 (1)	91.53		10:56:09.802
8 -	44.905	122.2	1:16.208	113.7	26.720	107.4	2:27.833	89.13	3.873	10:58:37.635

P6 37		James GREENWAY		Scirocco - AWM Warranty Direct						
LAP	SECTOR 1		SECTOR 2		SECTOR 3		LAP TIME	MPH	DIFF	TIME OF DAY
1 -		122.9	1:17.044	118.3	26.722	109.7	2:34.682	85.19	9.736	10:40:15.119
2 -	44.226	114.5	1:33.251	64.4	33.628	55.6	2:51.105	77.01	26.159	10:43:06.224

Weather / Track : Bright / Dry

Milltek Sport Volkswagen Racing Cup

RACE 1 - ROUND 5 - SECTOR ANALYSIS

SECTOR 1 = FL to I1, SECTOR 2 = I1 to I2, SECTOR 3 = I2 to FL, DIFF = Difference To Personal Best Lap

LAP	SECTOR 1	SECTOR 2	SECTOR 3	LAP TIME	MPH	DIFF	TIME OF DAY
3 -	1:05.761	61.3	1:48.024	73.5	27.528	109.7	3:21.313 65.45 56.367 10:46:27.537
4 -	43.995	128.0	1:14.470	117.7	26.481	109.0	2:24.946 (1) 90.91 10:48:52.483
5 -	44.592	121.7	1:14.435	117.3	26.477	108.8	2:25.504 (3) 90.56 0.558 10:51:17.987
6 -	44.372	122.9	1:14.368	117.9	26.441	108.8	2:25.181 (2) 90.76 0.235 10:53:43.168
7 -	44.583	122.6	1:14.646	116.9	26.513	109.4	2:25.742 90.41 0.796 10:56:08.910
8 -	45.184	124.2	1:17.192	116.9	27.255	107.2	2:29.631 88.06 4.685 10:58:38.541

P7 27		Stefan DI RESTA		Scirocco - JWB Motorsport						
LAP	SECTOR 1	SECTOR 2	SECTOR 3	LAP TIME	MPH	DIFF	TIME OF DAY			
1 -	122.4	1:18.003	113.5	27.066	109.0	2:36.289	84.31 12.138 10:40:16.726			
2 -	44.092	105.5	1:35.695	69.6	34.353	55.8	2:54.140 75.67 29.989 10:43:10.866			
3 -	1:05.375	59.3	1:46.405	79.8	27.635	110.1	3:19.415 66.08 55.264 10:46:30.281			
4 -	44.007	123.5	1:13.871	118.7	26.469	109.2	2:24.347 (2) 91.29 0.196 10:48:54.628			
5 -	44.743	125.6	1:14.869	118.5	26.420	109.7	2:26.032 90.23 1.881 10:51:20.660			
6 -	44.037	124.5	1:14.197	117.5	26.348	108.7	2:24.582 (3) 91.14 0.431 10:53:45.242			
7 -	44.174	121.5	1:13.613	118.7	26.364	109.7	2:24.151 (1) 91.41 10:56:09.393			
8 -	44.804	124.9	1:16.868	116.5	27.593	105.2	2:29.265 88.28 5.114 10:58:38.658			

P8 99		Jack WALKER-TULLY		Scirocco - Cooke & Mason						
LAP	SECTOR 1	SECTOR 2	SECTOR 3	LAP TIME	MPH	DIFF	TIME OF DAY			
1 -	124.9	1:17.517	117.1	26.928	107.6	2:35.905	84.52 12.573 10:40:16.342			
2 -	44.199	110.3	1:34.461	68.0	34.775	63.5	2:53.435 75.98 30.103 10:43:09.777			
3 -	1:04.804	52.6	1:47.672	64.9	27.698	110.1	3:20.174 65.83 56.842 10:46:29.951			
4 -	43.607	125.9	1:13.328	120.9	26.397	112.4	2:23.332 (1) 91.93 10:48:53.283			
5 -	45.590	123.1	1:14.958	118.9	26.477	109.0	2:27.025 89.62 3.693 10:51:20.308			
6 -	44.233	123.3	1:15.314	121.1	26.691	108.7	2:26.238 (3) 90.11 2.906 10:53:46.546			
7 -	44.155	124.2	1:14.595	119.6	26.782	108.3	2:25.532 (2) 90.54 2.200 10:56:12.078			
8 -	44.479	123.3	1:15.771	117.7	26.829	108.7	2:27.079 89.59 3.747 10:58:39.157			

P9 22		Howard FULLER		Golf GTI - Team Hard						
LAP	SECTOR 1	SECTOR 2	SECTOR 3	LAP TIME	MPH	DIFF	TIME OF DAY			
1 -	124.5	1:17.340	114.1	27.111	105.5	2:36.321	84.29 11.302 10:40:16.758			
2 -	44.967	118.3	1:35.899	67.4	34.165	60.6	2:55.031 75.28 30.012 10:43:11.789			
3 -	1:04.877	59.6	1:46.746	83.3	27.403	107.8	3:19.026 66.21 54.007 10:46:30.815			
4 -	44.699	121.5	1:14.464	116.9	26.385	106.2	2:25.548 (3) 90.53 0.529 10:48:56.363			
5 -	44.961	120.2	1:14.125	116.9	26.762	106.4	2:25.848 90.35 0.829 10:51:22.211			
6 -	44.626	120.2	1:14.248	116.5	26.338	106.5	2:25.212 (2) 90.74 0.193 10:53:47.423			
7 -	44.393	120.4	1:14.110	117.1	26.516	106.2	2:25.019 (1) 90.86 10:56:12.442			
8 -	44.484	122.0	1:15.752	115.7	26.791	105.2	2:27.027 89.62 2.008 10:58:39.469			

P10 5		Philip HOUSE		Scirocco - PH Motorsport						
LAP	SECTOR 1	SECTOR 2	SECTOR 3	LAP TIME	MPH	DIFF	TIME OF DAY			
1 -	124.7	1:17.067	113.3	26.518	106.9	2:35.277	84.86 10.192 10:40:15.714			
2 -	44.359	109.4	1:33.930	67.5	33.947	63.7	2:52.236 76.51 27.151 10:43:07.950			
3 -	1:05.794	55.9	1:47.551	75.3	27.351	109.4	3:20.696 65.66 55.611 10:46:28.646			
4 -	44.058	123.3	1:14.497	115.9	26.530	107.4	2:25.085 (1) 90.82 10:48:53.731			
5 -	45.340	124.0	1:16.256	114.1	27.312	106.0	2:28.908 88.49 3.823 10:51:22.639			
6 -	44.388	122.2	1:14.795	115.5	26.790	103.4	2:25.973 (2) 90.27 0.888 10:53:48.612			
7 -	44.764	120.9	1:14.790	114.3	26.774	104.2	2:26.328 (3) 90.05 1.243 10:56:14.940			
8 -	45.127	120.2	1:14.837	113.7	26.870	103.2	2:26.834 89.74 1.749 10:58:41.774			

P11 8		Aaron MASON		Scirocco - AWM Warranty Direct						
LAP	SECTOR 1	SECTOR 2	SECTOR 3	LAP TIME	MPH	DIFF	TIME OF DAY			
1 -	122.0	1:15.110	120.0	26.403	110.1	2:31.136	87.19 7.072 10:40:11.573			
2 -	44.564	123.3	1:31.190	78.8	34.914	68.7	2:50.668 77.21 26.604 10:43:02.241			
3 -	1:03.557	74.9	1:50.554	77.6	27.523	109.0	3:21.634 65.35 57.570 10:46:23.875			
4 -	44.248	123.3	1:13.446	119.4	26.370	110.7	2:24.064 (1) 91.47 10:48:47.939			
5 -	44.252	122.2	1:13.432	118.1	26.431	110.3	2:24.115 (2) 91.43 0.051 10:51:12.054			
6 -	44.353	122.6	1:13.924	117.1	26.377	109.6	2:24.654 (3) 91.09 0.590 10:53:36.708			
7 -	44.517	122.2	1:18.243	116.7	28.718	111.4	2:31.478 86.99 7.414 10:56:08.186			

Silverstone GP
 Circuit Length = 3.6604 miles
 Start: 10:37 Flag 10:58 End: 11:03

Weather / Track : Bright / Dry

Milltek Sport Volkswagen Racing Cup

RACE 1 - ROUND 5 - SECTOR ANALYSIS

SECTOR 1 = FL to I1, SECTOR 2 = I1 to I2, SECTOR 3 = I2 to FL, DIFF = Difference To Personal Best Lap

8 - 47.778 122.4 1:21.484 116.5 28.751 109.6 2:38.013 83.39 13.949 10:58:46.199

P12 6		David SUTTON		Scirocco - Slidesports						
LAP	SECTOR 1		SECTOR 2		SECTOR 3		LAP TIME	MPH	DIFF	TIME OF DAY
1 -		123.5	1:16.762	117.3	26.638	106.7	2:34.107	85.51	7.981	10:40:14.544
2 -	44.515	124.0	1:32.143	77.5	33.957	62.2	2:50.615	77.23	24.489	10:43:05.159
3 -	1:05.408	60.5	1:48.472	65.5	27.823	107.2	3:21.703	65.33	55.577	10:46:26.862
4 -	44.476	124.0	1:15.129	117.9	26.521	106.7	2:26.126 (1)	90.18		10:48:52.988
5 -	52.146	121.3	1:15.637	116.7	26.971	104.8	2:34.754	85.15	8.628	10:51:27.742
6 -	45.179	122.6	1:15.087	117.7	26.855	105.9	2:27.121	89.57	0.995	10:53:54.863
7 -	44.560	122.4	1:15.099	113.9	27.034	105.2	2:26.693 (2)	89.83	0.567	10:56:21.556
8 -	44.812	122.0	1:15.158	114.5	26.870	105.2	2:26.840 (3)	89.74	0.714	10:58:48.396

P13 47		Tom BARLEY		Golf GTI - Team Hard						
LAP	SECTOR 1		SECTOR 2		SECTOR 3		LAP TIME	MPH	DIFF	TIME OF DAY
1 -		120.9	1:17.373	114.7	26.993	106.7	2:37.998	83.40	11.562	10:40:18.435
2 -	46.016	119.1	1:34.022	69.9	34.222	60.6	2:54.260	75.62	27.824	10:43:12.695
3 -	1:05.067	64.0	1:47.149	74.2	28.081	108.5	3:20.297	65.79	53.861	10:46:32.992
4 -	45.438	120.0	1:15.243	116.7	26.808	106.7	2:27.489	89.34	1.053	10:49:00.481
5 -	45.225	121.7	1:16.202	116.5	26.770	109.4	2:28.197	88.92	1.761	10:51:28.678
6 -	45.135	120.6	1:14.947	116.3	26.560	108.5	2:26.642 (2)	89.86	0.206	10:53:55.320
7 -	44.734	122.6	1:14.516	114.9	27.186	107.4	2:26.436 (1)	89.99		10:56:21.756
8 -	45.004	122.0	1:14.760	114.5	27.297	105.9	2:27.061 (3)	89.60	0.625	10:58:48.817

P14 23		Kieran GALLAGHER		Golf GTI - Team Hard						
LAP	SECTOR 1		SECTOR 2		SECTOR 3		LAP TIME	MPH	DIFF	TIME OF DAY
1 -		119.6	1:18.049	114.5	27.336	104.5	2:40.069	82.32	14.020	10:40:20.506
2 -	45.484	118.5	1:33.053	67.3	34.253	58.7	2:52.790	76.26	26.741	10:43:13.296
3 -	1:05.166	63.4	1:47.217	69.1	28.159	106.4	3:20.542	65.71	54.493	10:46:33.838
4 -	45.089	121.5	1:15.123	116.1	26.794	105.9	2:27.006 (3)	89.64	0.957	10:49:00.844
5 -	45.298	123.1	1:16.166	116.3	26.907	105.9	2:28.371	88.81	2.322	10:51:29.215
6 -	44.742	122.6	1:15.181	116.9	26.836	105.7	2:26.759 (2)	89.79	0.710	10:53:55.974
7 -	44.542	123.1	1:14.568	115.9	26.939	105.5	2:26.049 (1)	90.22		10:56:22.023
8 -	45.218	122.0	1:14.906	115.1	27.200	104.3	2:27.324	89.44	1.275	10:58:49.347

P15 7		Joe MCMILLAN		Scirocco - Cobra Engineering						
LAP	SECTOR 1		SECTOR 2		SECTOR 3		LAP TIME	MPH	DIFF	TIME OF DAY
1 -		112.9	1:19.063	115.5	27.272	107.1	2:41.317	81.68	13.911	10:40:21.754
2 -	45.164	117.9	1:34.612	59.5	33.513	56.9	2:53.289	76.04	25.883	10:43:15.043
3 -	1:06.574	61.8	1:45.806	60.0	28.632	108.3	3:21.012	65.55	53.606	10:46:36.055
4 -	44.929	123.8	1:15.488	118.3	26.989	107.2	2:27.406 (1)	89.39		10:49:03.461
5 -	45.520	123.8	1:15.580	117.1	26.969	107.8	2:28.069	88.99	0.663	10:51:31.530
6 -	44.925	122.2	1:15.602	117.5	27.042	106.9	2:27.569 (2)	89.29	0.163	10:53:59.099
7 -	45.010	122.0	1:16.021	116.7	26.935	106.9	2:27.966	89.05	0.560	10:56:27.065
8 -	45.083	120.4	1:15.548	116.5	27.013	104.3	2:27.644 (3)	89.25	0.238	10:58:54.709

P16 34		Tony GILHAM		Golf GTI - Team Hard						
LAP	SECTOR 1		SECTOR 2		SECTOR 3		LAP TIME	MPH	DIFF	TIME OF DAY
1 -		122.2	1:19.782	108.4	IN PIT		2:44.329 P	80.19	19.933	10:40:24.766
2 -	OUTLAP	117.1	1:18.710	114.3	27.261	106.7	3:54.634	56.16	1:30.238	10:44:19.400
3 -	46.575	119.8	1:16.016	114.1	26.696	108.8	2:29.287	88.27	4.891	10:46:48.687
4 -	45.625	121.5	1:15.145	116.7	26.662	107.9	2:27.432	89.38	3.036	10:49:16.119
5 -	44.468	122.2	1:13.743	117.5	26.185	109.2	2:24.396 (1)	91.26		10:51:40.515
6 -	45.708	124.2	1:14.258	117.9	26.578	107.4	2:26.544	89.92	2.148	10:54:07.059
7 -	44.823	122.2	1:14.195	116.9	26.429	108.1	2:25.447 (2)	90.60	1.051	10:56:32.506
8 -	44.732	125.4	1:14.640	115.5	26.521	107.4	2:25.893 (3)	90.32	1.497	10:58:58.399

Weather / Track : Bright / Dry

Silverstone GP

Circuit Length = 3.6604 miles

Start: 10:37 Flag 10:58 End: 11:03

Milltek Sport Volkswagen Racing Cup

RACE 1 - ROUND 5 - SECTOR ANALYSIS

SECTOR 1 = FL to I1, SECTOR 2 = I1 to I2, SECTOR 3 = I2 to FL, DIFF = Difference To Personal Best Lap

P17 17		Tim SNAYLAM		Scirocco - AWM Warranty Direct						
LAP	SECTOR 1		SECTOR 2		SECTOR 3		LAP TIME	MPH	DIFF	TIME OF DAY
1 -		123.3	1:18.258	119.1	27.506	109.7	2:42.904	80.89	14.905	10:40:23.341
2 -	45.805	123.8	1:33.780	55.5	34.002	59.3	2:53.587	75.91	25.588	10:43:16.928
3 -	1:06.110	66.6	1:45.789	64.4	29.509	109.0	3:21.408	65.42	53.409	10:46:38.336
4 -	44.716	121.1	1:17.267	117.9	27.037	109.2	2:29.020	88.42	1.021	10:49:07.356
5 -	44.805	122.9	1:16.110	118.3	27.433	108.3	2:28.348	88.83	0.349	10:51:35.704
6 -	45.249	120.6	1:15.442	118.3	27.384	108.3	2:28.075 (2)	88.99	0.076	10:54:03.779
7 -	45.067	122.4	1:15.578	117.7	27.354	107.8	2:27.999 (1)	89.03		10:56:31.778
8 -	44.874	122.9	1:16.090	118.5	27.304	106.7	2:28.268 (3)	88.87	0.269	10:59:00.046

P18 16		James WALKER		Golf GTI - Milltek Sport						
LAP	SECTOR 1		SECTOR 2		SECTOR 3		LAP TIME	MPH	DIFF	TIME OF DAY
1 -		120.9	1:19.381	112.7	27.057	107.4	2:40.318	82.19	14.334	10:40:20.755
2 -	45.255	119.4	1:34.946	57.8	33.334	54.6	2:53.535	75.93	27.551	10:43:14.290
3 -	1:06.534	64.8	1:45.840	60.2	28.086	107.1	3:20.460	65.73	54.476	10:46:34.750
4 -	45.038	120.6	1:14.621	115.7	26.749	107.9	2:26.408 (2)	90.00	0.424	10:49:01.158
5 -	45.185	124.5	1:14.786	114.3	26.606	105.7	2:26.577 (3)	89.90	0.593	10:51:27.735
6 -	44.988	118.1	1:14.502	111.8	26.494	106.4	2:25.984 (1)	90.26		10:53:53.719
7 -	44.633	118.5	1:28.655	114.1	26.512	106.9	2:39.800	82.46	13.816	10:56:33.519
8 -	44.604	121.5	1:15.156	114.9	26.926	105.7	2:26.686	89.83	0.702	10:59:00.205

P19 77		George WHITE		Scirocco - KPM Racing						
LAP	SECTOR 1		SECTOR 2		SECTOR 3		LAP TIME	MPH	DIFF	TIME OF DAY
1 -		112.4	1:19.591	113.7	28.101	107.9	2:42.248	81.21	14.700	10:40:22.685
2 -	45.905	117.9	1:35.015	57.5	33.955	57.8	2:54.875	75.35	27.327	10:43:17.560
3 -	1:06.294	63.0	1:45.771	60.2	29.701	102.9	3:21.766	65.31	54.218	10:46:39.326
4 -	45.835	119.6	1:15.760	115.5	26.930	106.4	2:28.525 (3)	88.72	0.977	10:49:07.851
5 -	46.054	120.2	1:16.144	115.7	26.543	105.2	2:28.741	88.59	1.193	10:51:36.592
6 -	44.652	121.5	1:15.513	117.5	27.383	106.4	2:27.548 (1)	89.31		10:54:04.140
7 -	45.191	122.0	1:15.429	116.7	27.268	104.5	2:27.888 (2)	89.10	0.340	10:56:32.028
8 -	45.158	121.3	1:16.384	115.1	27.027	106.0	2:28.569	88.69	1.021	10:59:00.597

P20 9		David FAIRBROTHER		Scirocco - Slidesports						
LAP	SECTOR 1		SECTOR 2		SECTOR 3		LAP TIME	MPH	DIFF	TIME OF DAY
1 -		126.8	1:22.196	117.3	28.000	107.4	2:42.910	80.88	14.584	10:40:23.347
2 -	46.336	124.2	1:34.338	55.5	34.019	58.8	2:54.693	75.43	26.367	10:43:18.040
3 -	1:07.104	66.5	1:44.939	63.1	30.089	108.8	3:22.132	65.19	53.806	10:46:40.172
4 -	46.217	122.4	1:15.317	118.7	26.792	109.6	2:28.326 (1)	88.84		10:49:08.498
5 -	45.596	124.0	1:17.585	119.6	26.939	108.7	2:30.120	87.78	1.794	10:51:38.618
6 -	45.225	123.8	1:15.985	119.1	27.434	107.4	2:28.644 (3)	88.65	0.318	10:54:07.262
7 -	45.584	124.5	1:15.718	118.1	27.083	107.9	2:28.385 (2)	88.80	0.059	10:56:35.647
8 -	45.738	122.4	1:15.857	118.1	27.124	107.8	2:28.719	88.60	0.393	10:59:04.366

P21 88		James PILE		Golf GTI - Slidesports						
LAP	SECTOR 1		SECTOR 2		SECTOR 3		LAP TIME	MPH	DIFF	TIME OF DAY
1 -		121.5	1:18.595	117.1	27.308	106.4	2:41.793	81.44	11.738	10:40:22.230
2 -	46.148	120.6	1:33.651	55.0	33.862	51.0	2:53.661	75.88	23.606	10:43:15.891
3 -	1:06.233	65.4	1:46.017	60.4	29.100	105.3	3:21.350	65.44	51.295	10:46:37.241
4 -	45.887	121.1	1:17.056	115.5	27.460	107.4	2:30.403 (3)	87.61	0.348	10:49:07.644
5 -	46.121	122.0	1:17.764	115.3	27.652	106.7	2:31.537	86.96	1.482	10:51:39.181
6 -	46.817	121.1	1:17.178	115.9	27.021	105.7	2:31.016	87.26	0.961	10:54:10.197
7 -	46.310	118.5	1:16.830	114.7	27.003	105.0	2:30.143 (2)	87.76	0.088	10:56:40.340
8 -	46.316	118.5	1:16.271	114.7	27.468	103.4	2:30.055 (1)	87.81		10:59:10.395

P22 44		Robin RILEY		Scirocco - AWM Warranty Direct						
LAP	SECTOR 1		SECTOR 2		SECTOR 3		LAP TIME	MPH	DIFF	TIME OF DAY
1 -		123.8	1:21.454	115.7	27.993	111.0	2:46.165	79.30	18.785	10:40:26.602
2 -	50.114	106.8	1:34.309	59.9	31.647	68.0	2:56.070	74.84	28.690	10:43:22.672

Weather / Track : Bright / Dry

Silverstone GP
Circuit Length = 3.6604 miles
Start: 10:37 Flag 10:58 End: 11:03

Milltek Sport Volkswagen Racing Cup

RACE 1 - ROUND 5 - SECTOR ANALYSIS

SECTOR 1 = FL to I1, SECTOR 2 = I1 to I2, SECTOR 3 = I2 to FL, DIFF = Difference To Personal Best Lap

3 -	1:08.424	63.1	1:43.884	63.1	30.602	107.2	3:22.910	64.94	55.530	10:46:45.582
4 -	46.350	124.7	1:17.466	110.7	27.720	111.4	2:31.536	86.96	4.156	10:49:17.118
5 -	46.595	121.5	1:18.321	114.5	26.989	108.7	2:31.905	86.75	4.525	10:51:49.023
6 -	45.009	122.2	1:15.249	117.3	27.122	107.6	2:27.380 (1)	89.41		10:54:16.403
7 -	46.606	120.6	1:15.844	117.1	27.016	109.0	2:29.466 (3)	88.16	2.086	10:56:45.869
8 -	45.518	121.1	1:15.395	114.7	27.047	108.7	2:27.960 (2)	89.06	0.580	10:59:13.829

P23	12	Simon RUDD				Golf GTI - Team Hard					
LAP	SECTOR 1		SECTOR 2		SECTOR 3		LAP TIME	MPH	DIFF	TIME OF DAY	
1 -		122.9	1:19.641	114.5	27.604	108.5	2:42.736	80.97	15.212	10:40:23.173	
2 -	47.125	108.4	1:36.831	61.1	32.949	63.4	2:56.905	74.49	29.381	10:43:20.078	
3 -	1:08.243	57.3	1:44.110	56.9	30.794	107.8	3:23.147	64.86	55.623	10:46:43.225	
4 -	45.825	123.1	1:16.489	116.7	26.851	107.9	2:29.165 (3)	88.34	1.641	10:49:12.390	
5 -	45.477	123.8	1:15.163	117.9	26.884	110.1	2:27.524 (1)	89.32		10:51:39.914	
6 -	46.769	123.3	1:15.466	118.1	26.884	109.0	2:29.119 (2)	88.37	1.595	10:54:09.033	
7 -	1:05.728	107.2	1:18.050	115.7	26.856	106.0	2:50.634	77.22	23.110	10:56:59.667	
8 -	45.213	122.4	1:18.136	110.5	27.323	105.7	2:30.672	87.46	3.148	10:59:30.339	

P24	20	Graham EWING				Golf GTI - Team Hard					
LAP	SECTOR 1		SECTOR 2		SECTOR 3		LAP TIME	MPH	DIFF	TIME OF DAY	
1 -		122.6	1:19.699	114.5	27.729	109.7	2:44.547	80.08	12.617	10:40:24.984	
2 -	46.886	116.5	1:37.020	65.9	32.276	62.5	2:56.182	74.79	24.252	10:43:21.166	
3 -	1:07.952	57.8	1:44.105	62.1	31.326	107.6	3:23.383	64.79	51.453	10:46:44.549	
4 -	46.783	121.1	1:17.966	113.3	27.653	108.5	2:32.402 (2)	86.46	0.472	10:49:16.951	
5 -	46.191	121.3	1:19.087	112.5	28.109	105.0	2:33.387 (3)	85.91	1.457	10:51:50.338	
6 -	47.684	121.7	1:19.321	112.2	27.901	105.5	2:34.906	85.06	2.976	10:54:25.244	
7 -	46.496	122.4	1:17.896	114.9	27.538	107.8	2:31.930 (1)	86.73		10:56:57.174	
8 -	46.736	119.4	1:19.327	111.1	28.185	100.1	2:34.248	85.43	2.318	10:59:31.422	

P25	51	Simon ANDREWS				Golf GTI - AWM Warranty Direct					
LAP	SECTOR 1		SECTOR 2		SECTOR 3		LAP TIME	MPH	DIFF	TIME OF DAY	
1 -		119.6	1:20.239	110.9	28.066	108.1	2:45.696	79.52	14.555	10:40:26.133	
2 -	51.379	100.3	1:34.549	61.2	31.903	89.8	2:57.831	74.10	26.690	10:43:23.964	
3 -	1:07.993	57.6	1:43.627	66.7	30.858	106.7	3:22.478	65.08	51.337	10:46:46.442	
4 -	47.144	121.5	1:18.801	112.7	27.924	105.9	2:33.869	85.64	2.728	10:49:20.311	
5 -	47.672	122.2	1:17.827	115.9	27.660	107.4	2:33.159 (3)	86.03	2.018	10:51:53.470	
6 -	46.764	120.0	1:16.735	110.0	27.642	107.8	2:31.141 (1)	87.18		10:54:24.611	
7 -	46.591	121.7	1:18.662	112.2	27.669	107.1	2:32.922 (2)	86.17	1.781	10:56:57.533	
8 -	47.136	120.0	1:19.054	108.5	28.343	105.5	2:34.533	85.27	3.392	10:59:32.066	

P26	18	Craig MASON				Golf GTI - AWM Warranty Direct					
LAP	SECTOR 1		SECTOR 2		SECTOR 3		LAP TIME	MPH	DIFF	TIME OF DAY	
1 -		125.4	1:19.297	116.9	27.281	110.1	2:44.139	80.28	15.925	10:40:24.576	
2 -	45.599	125.6	1:35.102	57.4	33.991	58.3	2:54.692	75.43	26.478	10:43:19.268	
3 -	1:07.991	62.8	1:44.769	57.5	30.546	109.0	3:23.306	64.81	55.092	10:46:42.574	
4 -	45.794	124.0	1:15.791	120.6	27.106	109.7	2:28.691 (2)	88.62	0.477	10:49:11.265	
5 -	45.672	124.5	1:15.555	117.9	26.987	111.2	2:28.214 (1)	88.91		10:51:39.479	
6 -	45.918	123.3	1:16.302	117.5	27.056	110.7	2:29.276 (3)	88.27	1.062	10:54:08.755	
7 -	1:00.056	122.9	1:19.248	119.4	27.730	107.2	2:47.034	78.89	18.820	10:56:55.789	
8 -	54.201	119.1	1:18.715	116.1	27.428	104.3	2:40.344	82.18	12.130	10:59:36.133	

P27	31	Paul DEHADRAY				Scirocco - JWB Motorsport					
LAP	SECTOR 1		SECTOR 2		SECTOR 3		LAP TIME	MPH	DIFF	TIME OF DAY	
1 -		121.5	1:23.161	114.9	27.408	109.7	2:44.921	79.90	10.104	10:40:25.358	
2 -	47.423	111.6	1:37.251	58.8	31.973	58.3	2:56.647	74.59	21.830	10:43:22.005	
3 -	1:07.835	58.4	1:44.205	62.6	31.305	106.4	3:23.345	64.80	48.528	10:46:45.350	
4 -	46.498	116.7	1:20.093	111.4	28.259	102.1	2:34.850 (2)	85.10	0.033	10:49:20.200	
5 -	47.550	114.9	1:19.463	112.0	27.804	103.2	2:34.817 (1)	85.11		10:51:55.017	
6 -	47.778	113.1	1:20.471	110.7	27.976	101.8	2:36.225	84.35	1.408	10:54:31.242	
7 -	47.911	112.5	1:19.343	110.3	28.134	101.8	2:35.388	84.80	0.571	10:57:06.630	

Silverstone GP

Circuit Length = 3.6604 miles

Start: 10:37 Flag 10:58 End: 11:03

Weather / Track : Bright / Dry

Milltek Sport Volkswagen Racing Cup

RACE 1 - ROUND 5 - SECTOR ANALYSIS

SECTOR 1 = FL to I1, SECTOR 2 = I1 to I2, SECTOR 3 = I2 to FL, DIFF = Difference To Personal Best Lap

8 - 47.715 112.0 1:19.411 110.5 27.939 101.4 2:35.065 (3) 84.98 0.248 10:59:41.695

P28 40		Simon TOMLINSON		Golf GTI - AWM Warranty Direct							
LAP	SECTOR 1		SECTOR 2		SECTOR 3		LAP TIME	MPH	DIFF	TIME OF DAY	
1 -		113.1	1:20.355	110.9	28.292	108.1	2:46.513	79.13	15.426	10:40:26.950	
2 -	51.115	92.9	1:34.858	55.2	31.837	88.1	2:57.810	74.11	26.723	10:43:24.760	
3 -	1:08.325	56.2	1:43.761	70.0	30.119	107.9	3:22.205	65.17	51.118	10:46:46.965	
4 -	47.686	119.6	1:17.282	116.5	28.245	104.7	2:33.213	86.00	2.126	10:49:20.178	
5 -	46.829	119.8	1:16.860	115.3	27.398	108.3	2:31.087 (1)	87.21		10:51:51.265	
6 -	46.953	119.8	1:18.403	114.1	27.499	105.7	2:32.855 (3)	86.21	1.768	10:54:24.120	
7 -	46.272	118.9	1:17.601	113.7	28.191	106.4	2:32.064 (2)	86.65	0.977	10:56:56.184	

P29 4		Stewart LINES		Golf GTI - Maximum Motorsport							
LAP	SECTOR 1		SECTOR 2		SECTOR 3		LAP TIME	MPH	DIFF	TIME OF DAY	
1 -		123.5	1:15.495	116.3	26.812	109.7	2:32.129 (1)	86.62		10:40:12.566	
2 -	44.482	122.4	1:32.580	75.7	34.222	63.6	2:51.284 (2)	76.93	19.154	10:43:03.850	

P30 69		Mark CLYNES		Scirocco - JWB Motorsport							
LAP	SECTOR 1		SECTOR 2		SECTOR 3		LAP TIME	MPH	DIFF	TIME OF DAY	
1 -		116.5	1:44.732	62.5	IN PIT		3:27.519 P	63.50		10:41:07.956	

Milltek Sport Volkswagen Racing Cup

RACE 1 - ROUND 5 - BEST SECTORS

SECTOR 1			SECTOR 2			SECTOR 3			IDEAL / BEST COMPARISON						
POS	NO	NAME	TIME	NO	NAME	TIME	NO	NAME	TIME	POS	NO	NAME	IDEAL	BEST	DIFF
1	99	WALKER-TULLY	43.607	99	WALKER-TULLY	1:13.328	33	ORROCK	26.183				PERFECT LAP	2:23.118	
2	14	CAYGILL	43.802	8	MASON	1:13.432	34	GILHAM	26.185	1	99	WALKER-TULLY	2:23.332	2:23.332	0.000
3	37	GREENWAY	43.995	13	FULBROOK	1:13.571	13	FULBROOK	26.233	2	14	CAYGILL	2:23.853	2:23.960	0.107
4	27	DI RESTA	44.007	27	DI RESTA	1:13.613	14	CAYGILL	26.337	3	13	FULBROOK	2:23.943	2:24.316	0.373
5	5	HOUSE	44.058	14	CAYGILL	1:13.714	22	FULLER	26.338	4	27	DI RESTA	2:23.968	2:24.151	0.183
6	13	FULBROOK	44.139	34	GILHAM	1:13.743	27	DI RESTA	26.348	5	8	MASON	2:24.050	2:24.064	0.014
7	41	MORGAN	44.145	33	ORROCK	1:13.770	41	MORGAN	26.366	6	33	ORROCK	2:24.103	2:24.677	0.574
8	33	ORROCK	44.150	22	FULLER	1:14.110	8	MASON	26.370	7	34	GILHAM	2:24.396	2:24.396	0.000
9	29	PANAYIOTOU	44.216	41	MORGAN	1:14.112	99	WALKER-TULLY	26.397	8	41	MORGAN	2:24.623	2:24.655	0.032
10	8	MASON	44.248	29	PANAYIOTOU	1:14.252	37	GREENWAY	26.441	9	37	GREENWAY	2:24.804	2:24.946	0.142
11	22	FULLER	44.393	37	GREENWAY	1:14.368	16	WALKER	26.494	10	22	FULLER	2:24.841	2:25.019	0.178
12	34	GILHAM	44.468	5	HOUSE	1:14.497	5	HOUSE	26.518	11	29	PANAYIOTOU	2:25.047	2:25.154	0.107
13	6	SUTTON	44.476	16	WALKER	1:14.502	6	SUTTON	26.521	12	5	HOUSE	2:25.073	2:25.085	0.012
14	4	LINES	44.482	47	BARLEY	1:14.516	77	WHITE	26.543	13	16	WALKER	2:25.600	2:25.984	0.384
15	23	GALLAGHER	44.542	23	GALLAGHER	1:14.568	47	BARLEY	26.560	14	47	BARLEY	2:25.810	2:26.436	0.626
16	16	WALKER	44.604	6	SUTTON	1:15.087	29	PANAYIOTOU	26.579	15	23	GALLAGHER	2:25.904	2:26.049	0.145
17	77	WHITE	44.652	12	RUDD	1:15.163	9	FAIRBROTHER	26.792	16	6	SUTTON	2:26.084	2:26.126	0.042
18	17	SNAYLAM	44.716	44	RILEY	1:15.249	23	GALLAGHER	26.794	17	77	WHITE	2:26.624	2:27.548	0.924
19	47	BARLEY	44.734	9	FAIRBROTHER	1:15.317	4	LINES	26.812	18	4	LINES	2:26.789	2:32.129	5.340
20	7	MCMILLAN	44.925	77	WHITE	1:15.429	12	RUDD	26.851	19	17	SNAYLAM	2:27.195	2:27.999	0.804
21	44	RILEY	45.009	17	SNAYLAM	1:15.442	7	MCMILLAN	26.935	20	12	RUDD	2:27.227	2:27.524	0.297
22	12	RUDD	45.213	7	MCMILLAN	1:15.488	18	MASON	26.987	21	44	RILEY	2:27.247	2:27.380	0.133
23	9	FAIRBROTHER	45.225	4	LINES	1:15.495	44	RILEY	26.989	22	9	FAIRBROTHER	2:27.334	2:28.326	0.992
24	18	MASON	45.599	18	MASON	1:15.555	88	PILE	27.003	23	7	MCMILLAN	2:27.348	2:27.406	0.058
25	88	PILE	45.887	88	PILE	1:16.271	17	SNAYLAM	27.037	24	18	MASON	2:28.141	2:28.214	0.073
26	20	EWING	46.191	51	ANDREWS	1:16.735	40	TOMLINSON	27.398	25	88	PILE	2:29.161	2:30.055	0.894
27	40	TOMLINSON	46.272	40	TOMLINSON	1:16.860	31	DEHADRAY	27.408	26	40	TOMLINSON	2:30.530	2:31.087	0.557
28	31	DEHADRAY	46.498	20	EWING	1:17.896	20	EWING	27.538	27	51	ANDREWS	2:30.968	2:31.141	0.173
29	51	ANDREWS	46.591	31	DEHADRAY	1:19.343	51	ANDREWS	27.642	28	20	EWING	2:31.625	2:31.930	0.305
30				69	CLYNES	1:44.732				29	31	DEHADRAY	2:33.249	2:34.817	1.568
31										30	69	CLYNES			

Weather / Track : Bright / Dry

Results can be found at www.tsl-timing.com

Silverstone GP

Circuit Length = 3.6604 miles

Start: 10:37 Flag 10:58 End: 11:03

Printed - 11:06 Sunday, 01 June 2014

Milltek Sport Volkswagen Racing Cup

RACE 1 - ROUND 5 - BEST SPEEDS

POS	SECTOR 1			SECTOR 2			FINISH LINE		
	NO	NAME	MPH	NO	NAME	MPH	NO	NAME	MPH
1	37	James GREENWAY	128.0	41	Sam MORGAN	121.1	99	Jack WALKER-TULLY	112.4
2	41	Sam MORGAN	127.5	99	Jack WALKER-TULLY	121.1	8	Aaron MASON	111.4
3	9	David FAIRBROTHER	126.8	18	Craig MASON	120.6	44	Robin RILEY	111.4
4	14	Josh CAYGILL	126.6	8	Aaron MASON	120.0	18	Craig MASON	111.2
5	99	Jack WALKER-TULLY	125.9	9	David FAIRBROTHER	119.6	14	Josh CAYGILL	111.0
6	18	Craig MASON	125.6	17	Tim SNAYLAM	119.1	33	Lucas ORROCK	111.0
7	27	Stefan DI RESTA	125.6	29	Chris PANAYIOTOU	119.1	41	Sam MORGAN	110.7
8	29	Chris PANAYIOTOU	125.6	33	Lucas ORROCK	119.1	12	Simon RUDD	110.1
9	34	Tony GILHAM	125.4	27	Stefan DI RESTA	118.7	27	Stefan DI RESTA	110.1
10	33	Lucas ORROCK	125.2	14	Josh CAYGILL	118.5	4	Stewart LINES	109.7
11	5	Philip HOUSE	124.7	7	Joe MCMILLAN	118.3	17	Tim SNAYLAM	109.7
12	44	Robin RILEY	124.7	37	James GREENWAY	118.3	20	Graham EWING	109.7
13	16	James WALKER	124.5	12	Simon RUDD	118.1	31	Paul DEHADRAY	109.7
14	22	Howard FULLER	124.5	6	David SUTTON	117.9	37	James GREENWAY	109.7
15	6	David SUTTON	124.0	13	Joe FULBROOK	117.9	9	David FAIRBROTHER	109.6
16	7	Joe MCMILLAN	123.8	34	Tony GILHAM	117.9	5	Philip HOUSE	109.4
17	12	Simon RUDD	123.8	77	George WHITE	117.5	47	Tom BARLEY	109.4
18	13	Joe FULBROOK	123.8	44	Robin RILEY	117.3	34	Tony GILHAM	109.2
19	17	Tim SNAYLAM	123.8	22	Howard FULLER	117.1	29	Chris PANAYIOTOU	108.7
20	4	Stewart LINES	123.5	88	James PILE	117.1	7	Joe MCMILLAN	108.3
21	8	Aaron MASON	123.3	23	Kieran GALLAGHER	116.9	40	Simon TOMLINSON	108.3
22	23	Kieran GALLAGHER	123.1	47	Tom BARLEY	116.7	51	Simon ANDREWS	108.1
23	98	Matt HAMILTON	122.9	40	Simon TOMLINSON	116.5	16	James WALKER	107.9
24	20	Graham EWING	122.6	4	Stewart LINES	116.3	77	George WHITE	107.9
25	47	Tom BARLEY	122.6	5	Philip HOUSE	115.9	13	Joe FULBROOK	107.8
26	51	Simon ANDREWS	122.2	51	Simon ANDREWS	115.9	22	Howard FULLER	107.8
27	77	George WHITE	122.0	16	James WALKER	115.7	88	James PILE	107.4
28	88	James PILE	122.0	20	Graham EWING	114.9	6	David SUTTON	107.2
29	31	Paul DEHADRAY	121.5	31	Paul DEHADRAY	114.9	23	Kieran GALLAGHER	106.4
30	40	Simon TOMLINSON	119.8	69	Mark CLYNES	62.5			
31	69	Mark CLYNES	116.5						

Weather / Track : Bright / Dry

Results can be found at www.tsl-timing.com

Silverstone GP
Circuit Length = 3.6604 miles
Start: 10:37 Flag 10:58 End: 11:03

Printed - 11:07 Sunday, 01 June 2014

Milltek Sport Volkswagen Racing Cup

RACE 1 - ROUND 5 - POSITION CHART

No	Name	Lap								
		Pos	1	2	3	4	5	6	7	8
13	FULBROOK	1	13	13	13	8	8	8	13	13
41	MORGAN	2	8	8	8	13	13	13	33	33
33	ORROCK	3	41	41	41	41	33	33	41	41
8	MASON	4	33	33	33	33	41	41	29	29
4	LINES	5	4	4	29	29	29	29	8	14
29	PANAYIOTOU	6	29	29	6	37	37	37	37	37
99	WALKER-TULLY	7	6	6	37	6	99	27	27	27
14	CAYGILL	8	37	37	14	14	27	14	14	99
27	DI RESTA	9	14	14	5	99	14	99	99	22
5	HOUSE	10	5	5	99	5	22	22	22	5
6	SUTTON	11	99	99	27	27	5	5	5	8
98	HAMILTON	12	27	27	22	22	16	16	6	6
22	FULLER	13	22	22	47	47	6	6	47	47
37	GREENWAY	14	47	47	23	23	47	47	23	23
9	FAIRBROTHER	15	23	23	16	16	23	23	7	7
34	GILHAM	16	16	16	7	7	7	7	17	34
77	WHITE	17	7	7	88	17	17	17	77	17
16	WALKER	18	88	88	17	88	77	77	34	16
12	RUDD	19	77	17	77	77	9	34	16	77
47	BARLEY	20	12	77	9	9	88	9	9	9
17	SNAYLAM	21	17	9	18	18	18	18	88	88
31	DEHADRAY	22	9	18	12	12	12	12	44	44
23	GALLAGHER	23	18	12	20	34	34	88	18	12
7	MCMILLAN	24	34	20	31	20	44	44	40	20
44	RILEY	25	20	31	44	44	20	40	20	51
88	PILE	26	31	44	51	40	40	51	51	18
51	ANDREWS	27	51	51	40	31	51	20	12	31
40	TOMLINSON	28	44	40	34	51	31	31	31	
18	MASON	29	40	34						
20	EWING	30	69							
69	CLYNES	31								

Weather / Track : Bright / Dry

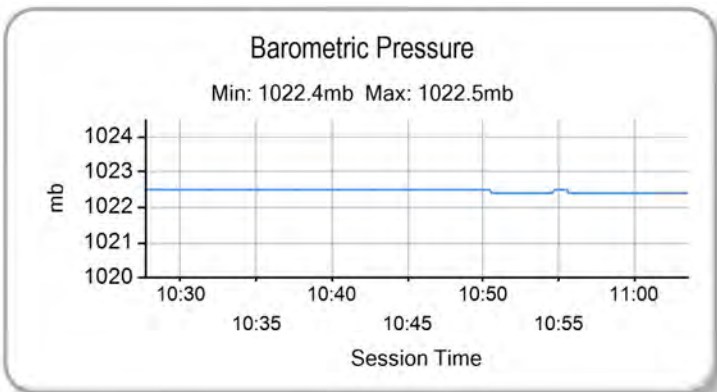
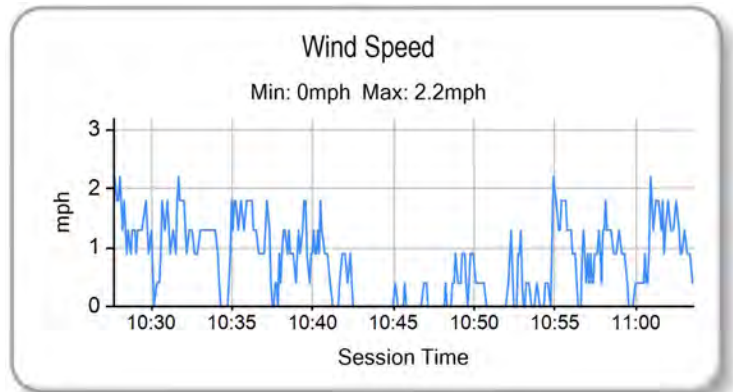
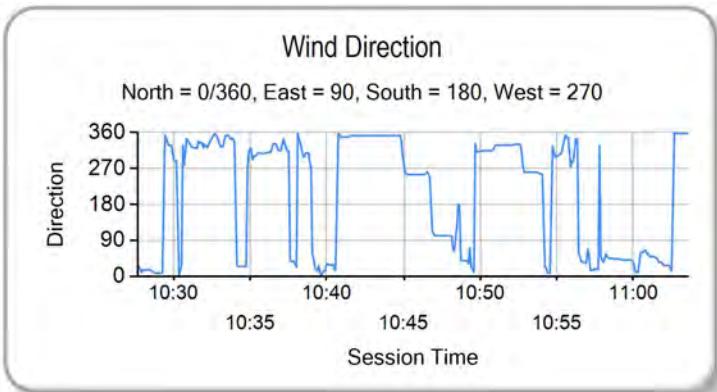
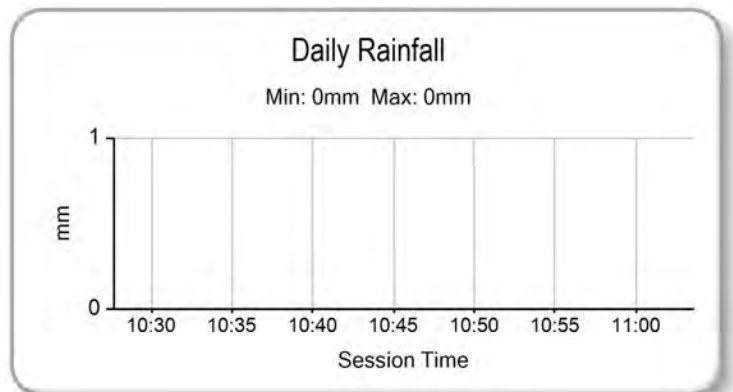
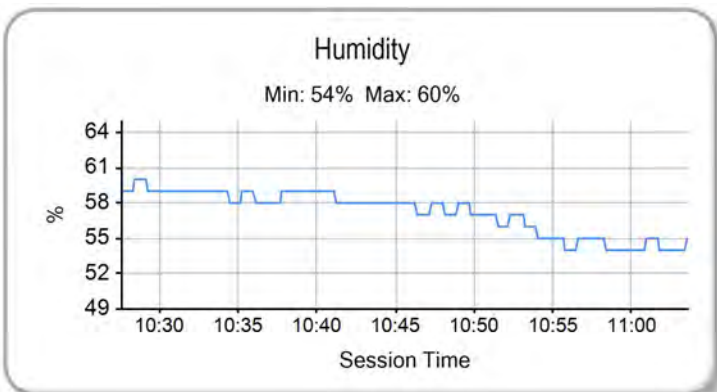
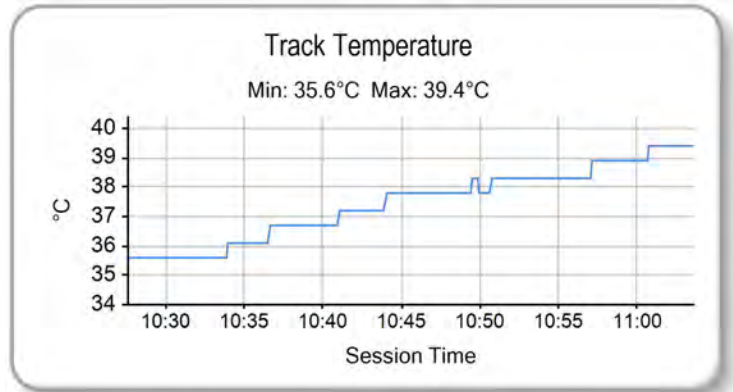
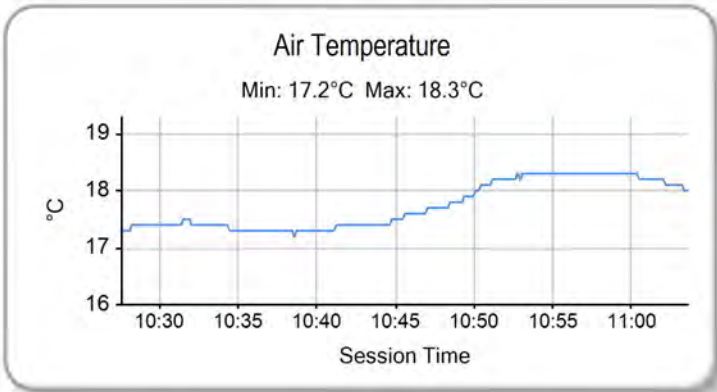
Results can be found at www.tsl-timing.com

Silverstone GP
 Circuit Length = 3.6604 miles
 Start: 10:37 Flag 10:58 End: 11:03

Printed - 11:09 Sunday, 01 June 2014

Milltek Sport Volkswagen Racing Cup

RACE 1 - ROUND 5 - WEATHER CONDITIONS



Weather / Track : Bright / Dry

Results can be found at www.tsl-timing.com


Silverstone GP
 Circuit Length = 3.6604 miles
 Start: 10:37 Flag 10:58 End: 11:03

Printed - 11:11 Sunday, 01 June 2014

Milltek Sport Volkswagen Racing Cup RACE 2 - ROUND 6 - GRID

ROW 16		31	98 Matt HAMILTON		
ROW 15		30	69 Mark CLYNES	29	4 Stewart LINES
ROW 14	28	40 Simon TOMLINSON	27	31 Paul DEHADRAY	
ROW 13		26	18 Craig MASON	25	51 Simon ANDREWS
ROW 12	24	20 Graham EWING	23	12 Simon RUDD	
ROW 11		22	44 Robin RILEY	21	88 James PILE
ROW 10	20	9 David FAIRBROTHER	19	77 George WHITE	
ROW 9		18	16 James WALKER	17	17 Tim SNAYLAM
ROW 8	16	34 Tony GILHAM	15	7 Joe MCMILLAN	
ROW 7		14	23 Kieran GALLAGHER	13	47 Tom BARLEY
ROW 6	12	6 David SUTTON	11	8 Aaron MASON	
ROW 5		10	5 Phillip HOUSE	9	22 Howard FULLER
ROW 4	8	99 Jack WALKER-TULLY	7	27 Stefan DI RESTA	
ROW 3		6	13 Joe FULBROOK	5	33 Lucas ORROCK
ROW 2	4	41 Sam MORGAN	3	29 Chris PANAYIOTOU	
ROW 1		2	14 Josh CAYGILL	1	37 James GREENWAY

Pole



Silverstone GP
Circuit Length = 3.6604 miles

These results are provisional until the conclusion of any judicial and technical matters.

Clerk Of Course :		Timekeeper :	
-------------------	--	--------------	--

Milltek Sport Volkswagen Racing Cup

RACE 2 - ROUND 6 - CLASSIFICATION

POS	NO	NAME	ENTRY	LAPS	TIME	GAP	DIFF	MPH	BEST	ON
1	8	Aaron MASON	Scirocco - AWM Warranty Direct	9	21:45.510			90.84	2:24.348	7
2	99	Jack WALKER-TULLY	Scirocco - Cooke & Mason	9	21:45.832	0.322	0.322	90.82	2:24.009	4
3	27	Stefan DI RESTA	Scirocco - JWB Motorsport	9	21:46.434	0.924	0.602	90.78	2:23.982	8
4	29	Chris PANAYIOTOU	Scirocco - Maximum Motorsport	9	21:54.737	9.227	8.303	90.20	2:24.773	4
5	13	Joe FULBROOK	Golf GTI - AWM Warranty Direct	9	21:56.751	11.241	2.014	90.07	2:24.606	6
6	14	Josh CAYGILL	Scirocco - AWM Warranty Direct	9	21:57.646	12.136	0.895	90.00	2:24.939	5
7	34	Tony GILHAM	Golf GTI - Team Hard	9	21:57.709	12.199	0.063	90.00	2:24.823	4
8	37	James GREENWAY	Scirocco - AWM Warranty Direct	9	21:58.945	13.435	1.236	89.92	2:25.122	2
9	41	Sam MORGAN	Golf GTI - KPM Racing	9	22:00.365	14.855	1.420	89.82	2:25.454	3
10	47	Tom BARLEY	Golf GTI - Team Hard	9	22:05.831	20.321	5.466	89.45	2:25.614	3
11	33	Lucas ORROCK	Scirocco - KPM Racing	9	22:06.277	20.767	0.446	89.42	2:24.778	3
12	5	Philip HOUSE	Scirocco - PH Motorsport	9	22:10.752	25.242	4.475	89.12	2:25.622	3
13	4	Stewart LINES	Golf GTI - Maximum Motorsport	9	22:11.540	26.030	0.788	89.06	2:25.736	3
14	9	David FAIRBROTHER	Scirocco - Slidesports	9	22:14.369	28.859	2.829	88.88	2:26.445	3
15	77	George WHITE	Scirocco - KPM Racing	9	22:14.719	29.209	0.350	88.85	2:26.063	3
16	7	Joe MCMILLAN	Scirocco - Cobra Engineering	9	22:21.158	35.648	6.439	88.43	2:26.828	4
17	12	Simon RUDD	Golf GTI - Team Hard	9	22:21.556	36.046	0.398	88.40	2:26.713	5
18	17	Tim SNAYLAM	Scirocco - AWM Warranty Direct	9	22:36.718	51.208	15.162	87.41	2:27.827	4
19	16	James WALKER	Golf GTI - Milltek Sport	9	22:39.638	54.128	2.920	87.22	2:26.463	5
20	51	Simon ANDREWS	Golf GTI - AWM Warranty Direct	9	22:49.897	1:04.387	10.259	86.57	2:30.175	5
21	18	Craig MASON	Golf GTI - AWM Warranty Direct	9	22:49.993	1:04.483	0.096	86.56	2:29.364	4
22	20	Graham EWING	Golf GTI - Team Hard	9	22:57.263	1:11.753	7.270	86.11	2:30.737	3
23	40	Simon TOMLINSON	Golf GTI - AWM Warranty Direct	9	22:59.275	1:13.765	2.012	85.98	2:30.559	7
24	44	Robin RILEY	Scirocco - AWM Warranty Direct	9	23:01.782	1:16.272	2.507	85.83	2:28.570	9
25	31	Paul DEHADRAY	Scirocco - JWB Motorsport	9	23:16.579	1:31.069	14.797	84.92	2:32.997	3
26	88	James PILE	Golf GTI - Slidesports	8	22:44.902	1 Lap	1 Lap	77.23	2:31.139	3
27	6	David SUTTON	Scirocco - Slidesports	8	23:32.116	1 Lap	47.214	74.65	2:33.463	3

NOT CLASSIFIED

DNF	23	Kieran GALLAGHER	Golf GTI - Team Hard	6	14:55.515	3 Laps	2 Laps	88.29	2:27.222	6
DNF	69	Mark CLYNES	Scirocco - JWB Motorsport	3	8:39.055	6 Laps	3 Laps	76.16	2:36.735	2
DNF	22	Howard FULLER	Golf GTI - Team Hard	2	5:40.182	7 Laps	1 Lap	77.47	2:32.114	1

FASTEST LAP

27	Stefan DI RESTA	Scirocco - JWB Motorsport	8	2:23.982	91.52 mph	147.29 kph
----	-----------------	---------------------------	---	----------	-----------	------------

Weather / Track : Cloudy / Dry

These results are provisional until the conclusion of any judicial and technical matters.

Silverstone GP

Circuit Length = 3.6604 miles

Start: 13:02 Flag 13:24 End: 13:25

Clerk Of Course :	Timekeeper :
-------------------	--------------

Milltek Sport Volkswagen Racing Cup

RACE 2 - ROUND 6 - LAP CHART

LAP 1			LAP 2			LAP 3			LAP 4			LAP 5		
NO	BEHIND	LAP TIME	NO	BEHIND	LAP TIME	NO	BEHIND	LAP TIME	NO	BEHIND	LAP TIME	NO	BEHIND	LAP TIME
14		2:27.634	27		2:24.908	27		2:25.042	8		2:24.465	8		2:24.499
27	0.743	2:28.377	29	0.686	2:25.426	8	0.307	2:24.466	27	0.430	2:25.202	27	0.415	2:24.484
29	0.911	2:28.545	8	0.883	2:24.668	29	0.868	2:25.224	29	0.869	2:24.773	99	0.619	2:24.154
99	1.186	2:28.820	14	1.290	2:26.941	99	1.727	2:25.358	99	0.964	2:24.009	29	2.303	2:25.933
8	1.866	2:29.500	99	1.411	2:25.876	14	1.928	2:25.680	14	3.289	2:26.133	14	3.729	2:24.939
13	2.303	2:29.937	13	1.934	2:25.282	13	2.176	2:25.284	33	3.489	2:25.737	33	4.033	2:25.043
37	3.085	2:30.719	37	2.556	2:25.122	33	2.524	2:24.778	37	4.020	2:25.754	13	4.819	2:25.056
41	3.173	2:30.807	33	2.788	2:25.014	37	3.038	2:25.524	13	4.262	2:26.858	37	5.269	2:25.748
33	3.425	2:31.059	41	3.366	2:25.844	41	3.778	2:25.454	41	4.687	2:25.681	34	6.412	2:25.715
22	4.480	2:32.114	34	5.306	2:25.708	34	5.145	2:24.881	34	5.196	2:24.823	41	7.052	2:26.864
47	5.243	2:32.877	47	6.298	2:26.706	47	6.870	2:25.614	47	7.990	2:25.892	47	9.637	2:26.146
34	5.249	2:32.883	5	7.721	2:25.893	5	8.301	2:25.622	5	9.946	2:26.417	5	12.152	2:26.705
23	7.306	2:34.940	23	9.884	2:28.229	9	11.691	2:26.445	9	14.522	2:27.603	4	17.071	2:26.492
5	7.479	2:35.113	9	10.288	2:28.169	23	12.152	2:27.310	4	15.078	2:27.412	9	17.648	2:27.625
9	7.770	2:35.404	17	11.338	2:28.313	4	12.438	2:25.736	77	15.814	2:26.924	77	18.050	2:26.735
17	8.676	2:36.310	4	11.744	2:27.337	77	13.662	2:26.063	17	17.404	2:27.827	23	20.695	2:27.584
7	8.947	2:36.581	77	12.641	2:29.092	17	14.349	2:28.053	23	17.610	2:30.230	17	21.533	2:28.628
77	9.200	2:36.834	7	13.813	2:30.517	7	16.125	2:27.354	7	18.181	2:26.828	7	21.969	2:28.287
4	10.058	2:37.692	12	15.890	2:29.646	12	18.876	2:28.028	12	21.050	2:26.946	12	23.264	2:26.713
88	11.470	2:39.104	18	20.640	2:31.656	16	24.959	2:27.132	16	26.753	2:26.566	16	28.717	2:26.463
12	11.895	2:39.529	51	21.185	2:33.306	18	25.784	2:30.186	18	30.376	2:29.364	18	35.654	2:29.777
51	13.530	2:41.164	88	22.633	2:36.814	51	27.087	2:30.944	51	32.508	2:30.193	51	38.184	2:30.175
18	14.635	2:42.269	16	22.869	2:31.637	88	28.730	2:31.139	20	35.207	2:30.836	20	42.128	2:31.420
20	14.902	2:42.536	20	23.448	2:34.197	20	29.143	2:30.737	88	35.501	2:31.543	40	43.992	2:30.954
44	15.662	2:43.296	44	23.692	2:33.681	44	29.629	2:30.979	44	35.636	2:30.779	88	46.874	2:35.872
40	16.184	2:43.818	40	24.168	2:33.635	40	30.891	2:31.765	40	37.537	2:31.418	31	52.188	2:33.427
16	16.883	2:44.517	31	25.947	2:33.959	31	33.902	2:32.997	31	43.260	2:34.130	44	57.746	2:46.609
6	17.185	2:44.819	6	26.609	2:35.075	6	35.030	2:33.463	6	46.651	2:36.393	6	1:05.786	2:43.634 P
31	17.639	2:45.273	69	30.621	2:36.735	69	1:20.728	3:15.149 P						
69	19.537	2:47.171	22	46.897	3:08.068 P									

Weather / Track : Cloudy / Dry

Silverstone GP

Circuit Length = 3.6604 miles

Start: 13:02 Flag 13:24 End: 13:25

Milltek Sport Volkswagen Racing Cup

RACE 2 - ROUND 6 - SECTOR ANALYSIS

SECTOR 1 = FL to I1, SECTOR 2 = I1 to I2, SECTOR 3 = I2 to FL, DIFF = Difference To Personal Best Lap

P1		8		Aaron MASON		Scirocco - AWM Warranty Direct				
LAP	SECTOR 1		SECTOR 2		SECTOR 3		LAP TIME	MPH	DIFF	TIME OF DAY
1 -		124.0	1:14.596	119.4	25.954	112.0	2:29.500	88.14	5.152	13:04:48.829
2 -	43.893	126.3	1:14.371	120.9	26.404	111.6	2:24.668	91.08	0.320	13:07:13.497
3 -	44.142	124.0	1:14.071	119.8	26.253	109.4	2:24.466	91.21	0.118	13:09:37.963
4 -	44.032	123.5	1:13.990	117.5	26.443	108.1	2:24.465	91.21	0.117	13:12:02.428
5 -	44.539	123.5	1:13.554	117.9	26.406	109.7	2:24.499	91.19	0.151	13:14:26.927
6 -	44.424	124.0	1:13.514	117.9	26.517	108.8	2:24.455 (3)	91.22	0.107	13:16:51.382
7 -	44.454	123.3	1:13.563	118.5	26.331	110.9	2:24.348 (1)	91.29		13:19:15.730
8 -	44.384	123.3	1:13.657	118.1	26.309	110.9	2:24.350 (2)	91.29	0.002	13:21:40.080
9 -	44.606	121.7	1:13.768	117.7	26.385	109.0	2:24.759	91.03	0.411	13:24:04.839

P2		99		Jack WALKER-TULLY		Scirocco - Cooke & Mason				
LAP	SECTOR 1		SECTOR 2		SECTOR 3		LAP TIME	MPH	DIFF	TIME OF DAY
1 -		126.6	1:14.140	120.6	26.192	111.6	2:28.820	88.54	4.811	13:04:48.149
2 -	44.161	126.8	1:14.969	120.6	26.746	110.1	2:25.876	90.33	1.867	13:07:14.025
3 -	44.392	124.5	1:14.446	118.5	26.520	110.5	2:25.358	90.65	1.349	13:09:39.383
4 -	44.117	122.0	1:13.470	122.0	26.422	111.6	2:24.009 (1)	91.50		13:12:03.392
5 -	44.426	125.2	1:13.290	120.6	26.438	110.5	2:24.154 (3)	91.41	0.145	13:14:27.546
6 -	44.232	124.2	1:13.689	119.1	26.231	110.3	2:24.152 (2)	91.41	0.143	13:16:51.698
7 -	44.254	124.9	1:13.614	120.6	26.467	110.7	2:24.335	91.30	0.326	13:19:16.033
8 -	44.165	125.2	1:13.935	121.1	26.372	109.6	2:24.472	91.21	0.463	13:21:40.505
9 -	44.220	125.2	1:14.001	120.9	26.435	109.7	2:24.656	91.09	0.647	13:24:05.161

P3		27		Stefan DI RESTA		Scirocco - JWB Motorsport				
LAP	SECTOR 1		SECTOR 2		SECTOR 3		LAP TIME	MPH	DIFF	TIME OF DAY
1 -		123.5	1:13.899	119.4	26.437	107.8	2:28.377	88.81	4.395	13:04:47.706
2 -	44.287	122.9	1:14.180	116.3	26.441	107.4	2:24.908	90.93	0.926	13:07:12.614
3 -	44.307	119.1	1:14.271	116.1	26.464	107.1	2:25.042	90.85	1.060	13:09:37.656
4 -	44.263	120.0	1:14.443	117.9	26.496	109.2	2:25.202	90.75	1.220	13:12:02.858
5 -	44.413	122.4	1:13.727	118.3	26.344	108.8	2:24.484 (2)	91.20	0.502	13:14:27.342
6 -	44.173	123.8	1:13.988	117.1	26.769	109.0	2:24.930	90.92	0.948	13:16:52.272
7 -	44.025	122.0	1:14.360	118.7	26.472	109.0	2:24.857	90.97	0.875	13:19:17.129
8 -	43.965	121.5	1:13.670	119.1	26.347	109.6	2:23.982 (1)	91.52		13:21:41.111
9 -	44.055	122.4	1:13.955	118.9	26.642	108.1	2:24.652 (3)	91.09	0.670	13:24:05.763

P4		29		Chris PANAYIOTOU		Scirocco - Maximum Motorsport				
LAP	SECTOR 1		SECTOR 2		SECTOR 3		LAP TIME	MPH	DIFF	TIME OF DAY
1 -		122.0	1:14.196	118.7	26.736	108.5	2:28.545	88.71	3.772	13:04:47.874
2 -	44.343	124.9	1:14.575	117.9	26.508	107.4	2:25.426 (3)	90.61	0.653	13:07:13.300
3 -	44.350	122.4	1:14.383	119.6	26.491	107.9	2:25.224 (2)	90.74	0.451	13:09:38.524
4 -	44.207	122.6	1:14.091	118.3	26.475	109.2	2:24.773 (1)	91.02		13:12:03.297
5 -	44.935	125.4	1:14.436	118.5	26.562	107.6	2:25.933	90.30	1.160	13:14:29.230
6 -	44.802	121.7	1:14.339	117.5	26.686	107.6	2:25.827	90.36	1.054	13:16:55.057
7 -	44.432	122.0	1:14.706	117.5	26.669	107.2	2:25.807	90.37	1.034	13:19:20.864
8 -	44.936	121.3	1:15.144	116.9	26.646	107.4	2:26.726	89.81	1.953	13:21:47.590
9 -	44.671	121.5	1:15.103	116.7	26.702	106.4	2:26.476	89.96	1.703	13:24:14.066

P5		13		Joe FULBROOK		Golf GTI - AWM Warranty Direct				
LAP	SECTOR 1		SECTOR 2		SECTOR 3		LAP TIME	MPH	DIFF	TIME OF DAY
1 -		122.4	1:14.861	119.6	26.485	109.6	2:29.937	87.88	5.331	13:04:49.266
2 -	44.223	124.7	1:14.429	120.4	26.630	108.1	2:25.282 (3)	90.70	0.676	13:07:14.548
3 -	44.306	125.6	1:14.583	119.8	26.395	109.6	2:25.284	90.70	0.678	13:09:39.832
4 -	44.786	124.7	1:15.537	119.1	26.535	105.7	2:26.858	89.73	2.252	13:12:06.690
5 -	44.277	122.0	1:14.243	120.2	26.536	107.8	2:25.056 (2)	90.84	0.450	13:14:31.746
6 -	43.979	124.9	1:14.042	121.3	26.585	109.2	2:24.606 (1)	91.12		13:16:56.352
7 -	44.138	125.4	1:17.315	117.7	26.640	108.1	2:28.093	88.98	3.487	13:19:24.445
8 -	44.493	123.5	1:13.927	116.5	26.947	109.6	2:25.367	90.65	0.761	13:21:49.812
9 -	44.784	124.2	1:15.086	115.9	26.398	107.9	2:26.268	90.09	1.662	13:24:16.080

Silverstone GP

Circuit Length = 3.6604 miles

Start: 13:02 Flag 13:24 End: 13:25

Weather / Track : Cloudy / Dry

Milltek Sport Volkswagen Racing Cup

RACE 2 - ROUND 6 - SECTOR ANALYSIS

SECTOR 1 = FL to I1, SECTOR 2 = I1 to I2, SECTOR 3 = I2 to FL, DIFF = Difference To Personal Best Lap

P6		14		Josh CAYGILL		Scirocco - AWM Warranty Direct				
LAP	SECTOR 1		SECTOR 2		SECTOR 3		LAP TIME	MPH	DIFF	TIME OF DAY
1 -		118.9	1:14.086	113.7	26.524	106.5	2:27.634	89.25	2.695	13:04:46.963
2 -	44.875	118.1	1:15.303	115.1	26.763	109.9	2:26.941	89.68	2.002	13:07:13.904
3 -	44.512	121.1	1:14.500	116.3	26.668	109.6	2:25.680 (3)	90.45	0.741	13:09:39.584
4 -	44.826	118.5	1:14.633	115.9	26.674	108.1	2:26.133	90.17	1.194	13:12:05.717
5 -	44.346	120.6	1:14.204	116.7	26.389	108.3	2:24.939 (1)	90.91		13:14:30.656
6 -	44.304	121.5	1:14.111	116.7	26.669	109.2	2:25.084 (2)	90.82	0.145	13:16:55.740
7 -	44.312	121.7	1:16.427	114.7	26.757	107.9	2:27.496	89.34	2.557	13:19:23.236
8 -	44.588	120.2	1:15.012	114.1	26.956	107.9	2:26.556	89.91	1.617	13:21:49.792
9 -	45.250	122.2	1:15.126	114.7	26.807	107.6	2:27.183	89.53	2.244	13:24:16.975

P7		34		Tony GILHAM		Golf GTI - Team Hard				
LAP	SECTOR 1		SECTOR 2		SECTOR 3		LAP TIME	MPH	DIFF	TIME OF DAY
1 -		123.8	1:15.090	118.7	26.681	107.1	2:32.883	86.19	8.060	13:04:52.212
2 -	45.256	120.4	1:14.051	116.1	26.401	107.8	2:25.708	90.43	0.885	13:07:17.920
3 -	44.414	123.8	1:14.045	116.5	26.422	108.3	2:24.881 (3)	90.95	0.058	13:09:42.801
4 -	44.405	122.4	1:13.968	118.1	26.450	108.7	2:24.823 (1)	90.99		13:12:07.624
5 -	44.588	120.9	1:14.581	116.3	26.546	107.4	2:25.715	90.43	0.892	13:14:33.339
6 -	44.523	121.3	1:13.962	117.3	26.359	109.0	2:24.844 (2)	90.97	0.021	13:16:58.183
7 -	44.478	121.5	1:14.845	115.9	26.584	107.9	2:25.907	90.31	1.084	13:19:24.090
8 -	44.251	121.7	1:14.325	114.7	26.758	107.4	2:25.334	90.67	0.511	13:21:49.424
9 -	44.865	120.2	1:15.632	116.1	27.117	109.4	2:27.614	89.27	2.791	13:24:17.038

P8		37		James GREENWAY		Scirocco - AWM Warranty Direct				
LAP	SECTOR 1		SECTOR 2		SECTOR 3		LAP TIME	MPH	DIFF	TIME OF DAY
1 -		124.9	1:14.354	120.2	26.374	110.3	2:30.719	87.43	5.597	13:04:50.048
2 -	43.991	123.8	1:14.698	118.3	26.433	109.2	2:25.122 (1)	90.80		13:07:15.170
3 -	44.281	124.5	1:14.694	119.4	26.549	109.6	2:25.524 (2)	90.55	0.402	13:09:40.694
4 -	44.519	123.8	1:14.802	118.7	26.433	109.6	2:25.754	90.41	0.632	13:12:06.448
5 -	44.290	124.9	1:14.782	119.4	26.676	109.4	2:25.748 (3)	90.41	0.626	13:14:32.196
6 -	44.448	123.5	1:14.903	117.7	26.505	110.3	2:25.856	90.34	0.734	13:16:58.052
7 -	44.443	122.6	1:15.632	117.5	26.854	109.6	2:26.929	89.68	1.807	13:19:24.981
8 -	44.738	123.5	1:15.059	117.1	26.654	108.7	2:26.451	89.98	1.329	13:21:51.432
9 -	45.074	122.9	1:14.968	116.5	26.800	109.2	2:26.842	89.74	1.720	13:24:18.274

P9		41		Sam MORGAN		Golf GTI - KPM Racing				
LAP	SECTOR 1		SECTOR 2		SECTOR 3		LAP TIME	MPH	DIFF	TIME OF DAY
1 -		126.6	1:16.226	120.2	26.786	110.3	2:30.807	87.38	5.353	13:04:50.136
2 -	44.551	126.6	1:14.571	121.5	26.722	110.1	2:25.844 (3)	90.35	0.390	13:07:15.980
3 -	44.330	126.3	1:14.482	119.8	26.642	110.1	2:25.454 (1)	90.59		13:09:41.434
4 -	44.360	126.3	1:14.573	120.2	26.748	110.1	2:25.681 (2)	90.45	0.227	13:12:07.115
5 -	44.705	126.3	1:15.298	120.9	26.861	110.1	2:26.864	89.72	1.410	13:14:33.979
6 -	44.718	125.4	1:14.761	120.0	26.705	110.1	2:26.184	90.14	0.730	13:17:00.163
7 -	44.514	125.2	1:15.519	119.8	26.644	109.7	2:26.677	89.84	1.223	13:19:26.840
8 -	44.852	125.2	1:14.828	119.8	26.820	109.2	2:26.500	89.95	1.046	13:21:53.340
9 -	44.984	125.9	1:14.788	120.0	26.582	110.5	2:26.354	90.04	0.900	13:24:19.694

P10		47		Tom BARLEY		Golf GTI - Team Hard				
LAP	SECTOR 1		SECTOR 2		SECTOR 3		LAP TIME	MPH	DIFF	TIME OF DAY
1 -		119.6	1:15.158	119.1	26.859	108.5	2:32.877	86.19	7.263	13:04:52.206
2 -	45.645	120.2	1:14.296	117.7	26.765	108.7	2:26.706	89.82	1.092	13:07:18.912
3 -	44.622	121.3	1:14.380	116.5	26.612	107.1	2:25.614 (1)	90.49		13:09:44.526
4 -	44.528	120.6	1:14.657	114.5	26.707	107.8	2:25.892 (2)	90.32	0.278	13:12:10.418
5 -	44.914	120.4	1:14.561	116.1	26.671	108.3	2:26.146	90.16	0.532	13:14:36.564
6 -	44.821	120.6	1:14.540	116.5	26.604	109.0	2:25.965 (3)	90.28	0.351	13:17:02.529
7 -	45.100	118.7	1:15.156	115.3	26.795	109.0	2:27.051	89.61	1.437	13:19:29.580
8 -	45.794	118.9	1:15.578	114.9	26.980	108.1	2:28.352	88.82	2.738	13:21:57.932
9 -	45.358	118.5	1:14.964	113.9	26.906	106.4	2:27.228	89.50	1.614	13:24:25.160

Weather / Track : Cloudy / Dry

Silverstone GP

Circuit Length = 3.6604 miles

Start: 13:02 Flag 13:24 End: 13:25

Milltek Sport Volkswagen Racing Cup

RACE 2 - ROUND 6 - SECTOR ANALYSIS

SECTOR 1 = FL to I1, SECTOR 2 = I1 to I2, SECTOR 3 = I2 to FL, DIFF = Difference To Personal Best Lap

P11 33		Lucas ORROCK		Scirocco - KPM Racing						
LAP	SECTOR 1		SECTOR 2		SECTOR 3		LAP TIME	MPH	DIFF	TIME OF DAY
1 -		120.9	1:14.446	119.1	26.432	110.5	2:31.059	87.23	6.281	13:04:50.388
2 -	44.513	124.7	1:14.140	119.1	26.361	110.1	2:25.014 (3)	90.87	0.236	13:07:15.402
3 -	44.164	124.2	1:14.244	119.1	26.370	109.6	2:24.778 (1)	91.02		13:09:40.180
4 -	44.569	122.6	1:14.663	118.3	26.505	108.5	2:25.737	90.42	0.959	13:12:05.917
5 -	44.290	124.2	1:14.450	118.9	26.303	108.8	2:25.043	90.85	0.265	13:14:30.960
6 -	44.239	123.5	1:14.428	118.7	26.325	109.9	2:24.992 (2)	90.88	0.214	13:16:55.952
7 -	44.259	124.2	1:23.001	115.1	27.118	107.4	2:34.378	85.36	9.600	13:19:30.330
8 -	45.551	118.9	1:15.631	116.7	26.831	107.8	2:28.013	89.03	3.235	13:21:58.343
9 -	45.103	121.3	1:15.162	116.5	26.998	107.8	2:27.263	89.48	2.485	13:24:25.606

P12 5		Philip HOUSE		Scirocco - PH Motorsport						
LAP	SECTOR 1		SECTOR 2		SECTOR 3		LAP TIME	MPH	DIFF	TIME OF DAY
1 -		104.0	1:17.227	115.1	26.766	107.6	2:35.113	84.95	9.491	13:04:54.442
2 -	44.858	120.6	1:14.435	114.7	26.600	106.9	2:25.893 (2)	90.32	0.271	13:07:20.335
3 -	44.587	120.6	1:14.392	114.3	26.643	106.4	2:25.622 (1)	90.49		13:09:45.957
4 -	44.724	119.4	1:14.850	112.4	26.843	103.8	2:26.417 (3)	90.00	0.795	13:12:12.374
5 -	45.002	118.3	1:14.904	113.1	26.799	105.7	2:26.705	89.82	1.083	13:14:39.079
6 -	45.101	118.1	1:15.594	112.4	26.860	105.2	2:27.555	89.30	1.933	13:17:06.634
7 -	45.201	118.3	1:15.548	112.2	26.939	105.3	2:27.688	89.22	2.066	13:19:34.322
8 -	45.471	117.7	1:15.757	111.8	26.907	105.3	2:28.135	88.95	2.513	13:22:02.457
9 -	45.199	118.1	1:15.383	111.8	27.042	99.3	2:27.624	89.26	2.002	13:24:30.081

P13 4		Stewart LINES		Golf GTI - Maximum Motorsport						
LAP	SECTOR 1		SECTOR 2		SECTOR 3		LAP TIME	MPH	DIFF	TIME OF DAY
1 -		118.3	1:16.691	117.3	26.565	109.0	2:37.692	83.56	11.956	13:04:57.021
2 -	45.036	124.2	1:15.663	117.1	26.638	109.0	2:27.337	89.43	1.601	13:07:24.358
3 -	44.433	123.1	1:14.531	119.8	26.772	109.2	2:25.736 (1)	90.42		13:09:50.094
4 -	44.952	121.7	1:15.820	118.7	26.640	107.6	2:27.412	89.39	1.676	13:12:17.506
5 -	44.762	122.4	1:15.002	116.1	26.728	107.4	2:26.492	89.95	0.756	13:14:43.998
6 -	44.817	120.2	1:14.999	116.3	26.597	107.8	2:26.413 (3)	90.00	0.677	13:17:10.411
7 -	44.603	121.7	1:14.969	116.5	26.649	107.8	2:26.221 (2)	90.12	0.485	13:19:36.632
8 -	45.246	121.5	1:15.246	118.7	26.899	107.4	2:27.391	89.40	1.655	13:22:04.023
9 -	45.118	122.2	1:14.779	118.7	26.949	107.8	2:26.846	89.73	1.110	13:24:30.869

P14 9		David FAIRBROTHER		Scirocco - Slidesports						
LAP	SECTOR 1		SECTOR 2		SECTOR 3		LAP TIME	MPH	DIFF	TIME OF DAY
1 -		126.8	1:16.872	119.6	26.967	109.9	2:35.404	84.79	8.959	13:04:54.733
2 -	45.767	125.6	1:15.796	119.4	26.606	109.4	2:28.169	88.93	1.724	13:07:22.902
3 -	44.860	124.5	1:14.715	118.5	26.870	107.2	2:26.445 (1)	89.98		13:09:49.347
4 -	45.007	123.8	1:15.891	118.1	26.705	107.8	2:27.603	89.27	1.158	13:12:16.950
5 -	45.167	124.0	1:15.685	118.7	26.773	108.1	2:27.625	89.26	1.180	13:14:44.575
6 -	44.874	123.3	1:14.975	118.3	26.754	109.4	2:26.603 (3)	89.88	0.158	13:17:11.178
7 -	44.737	124.0	1:14.857	119.1	27.000	107.9	2:26.594 (2)	89.89	0.149	13:19:37.772
8 -	45.556	122.9	1:15.245	119.6	26.735	108.5	2:27.536	89.31	1.091	13:22:05.308
9 -	45.434	122.4	1:15.867	117.1	27.089	108.3	2:28.390	88.80	1.945	13:24:33.698

P15 77		George WHITE		Scirocco - KPM Racing						
LAP	SECTOR 1		SECTOR 2		SECTOR 3		LAP TIME	MPH	DIFF	TIME OF DAY
1 -		119.1	1:16.439	118.1	26.886	107.9	2:36.834	84.02	10.771	13:04:56.163
2 -	45.793	122.6	1:16.762	117.5	26.537	107.1	2:29.092	88.38	3.029	13:07:25.255
3 -	44.391	122.9	1:15.048	117.3	26.624	106.4	2:26.063 (1)	90.21		13:09:51.318
4 -	44.405	121.7	1:15.765	117.1	26.754	106.5	2:26.924	89.69	0.861	13:12:18.242
5 -	44.756	119.8	1:15.189	118.1	26.790	107.9	2:26.735 (3)	89.80	0.672	13:14:44.977
6 -	45.450	118.3	1:15.001	117.9	26.771	107.1	2:27.222	89.50	1.159	13:17:12.199
7 -	44.845	121.1	1:14.878	117.5	26.745	105.9	2:26.468 (2)	89.97	0.405	13:19:38.667
8 -	45.076	122.4	1:15.219	119.1	26.858	108.3	2:27.153	89.55	1.090	13:22:05.820
9 -	45.124	120.6	1:16.096	116.7	27.008	107.1	2:28.228	88.90	2.165	13:24:34.048

Weather / Track : Cloudy / Dry

Silverstone GP

Circuit Length = 3.6604 miles

Start: 13:02 Flag 13:24 End: 13:25

Milltek Sport Volkswagen Racing Cup

RACE 2 - ROUND 6 - SECTOR ANALYSIS

SECTOR 1 = FL to I1, SECTOR 2 = I1 to I2, SECTOR 3 = I2 to FL, DIFF = Difference To Personal Best Lap

P16		7		Joe MCMILLAN		Scirocco - Cobra Engineering				
LAP	SECTOR 1		SECTOR 2		SECTOR 3		LAP TIME	MPH	DIFF	TIME OF DAY
1 -		123.3	1:16.691	119.8	27.121	107.2	2:36.581	84.15	9.753	13:04:55.910
2 -	45.653	123.3	1:17.977	116.7	26.887	106.2	2:30.517	87.55	3.689	13:07:26.427
3 -	44.961	122.2	1:15.332	117.1	27.061	106.5	2:27.354 (2)	89.42	0.526	13:09:53.781
4 -	44.947	121.3	1:14.807	118.7	27.074	107.2	2:26.828 (1)	89.74		13:12:20.609
5 -	44.820	124.9	1:16.505	119.6	26.962	107.8	2:28.287	88.86	1.459	13:14:48.896
6 -	45.021	121.5	1:16.203	119.8	27.067	108.8	2:28.291	88.86	1.463	13:17:17.187
7 -	45.317	122.9	1:15.443	116.9	26.975	106.5	2:27.735 (3)	89.19	0.907	13:19:44.922
8 -	45.012	122.4	1:15.802	117.3	26.953	107.6	2:27.767	89.17	0.939	13:22:12.689
9 -	45.151	122.0	1:15.577	116.9	27.070	107.1	2:27.798	89.16	0.970	13:24:40.487

P17		12		Simon RUDD		Golf GTI - Team Hard				
LAP	SECTOR 1		SECTOR 2		SECTOR 3		LAP TIME	MPH	DIFF	TIME OF DAY
1 -		119.8	1:17.020	117.7	27.011	107.1	2:39.529	82.60	12.816	13:04:58.858
2 -	45.916	119.1	1:16.934	115.3	26.796	107.9	2:29.646	88.05	2.933	13:07:28.504
3 -	45.964	122.0	1:15.129	115.5	26.935	107.1	2:28.028	89.02	1.315	13:09:56.532
4 -	45.188	122.0	1:14.996	116.1	26.762	107.4	2:26.946 (2)	89.67	0.233	13:12:23.478
5 -	45.180	121.3	1:14.787	117.3	26.746	107.4	2:26.713 (1)	89.82		13:14:50.191
6 -	45.240	122.6	1:15.108	117.9	27.015	107.8	2:27.363 (3)	89.42	0.650	13:17:17.554
7 -	45.083	122.9	1:15.922	117.3	26.702	108.8	2:27.707	89.21	0.994	13:19:45.261
8 -	44.824	124.7	1:16.428	117.1	26.708	109.0	2:27.960	89.06	1.247	13:22:13.221
9 -	44.907	123.3	1:16.032	116.9	26.725	108.3	2:27.664	89.24	0.951	13:24:40.885

P18		17		Tim SNAYLAM		Scirocco - AWM Warranty Direct				
LAP	SECTOR 1		SECTOR 2		SECTOR 3		LAP TIME	MPH	DIFF	TIME OF DAY
1 -		124.2	1:16.848	118.9	27.235	109.2	2:36.310	84.30	8.483	13:04:55.639
2 -	45.166	125.2	1:16.115	119.8	27.032	108.8	2:28.313 (3)	88.85	0.486	13:07:23.952
3 -	44.659	123.8	1:16.216	118.1	27.178	109.0	2:28.053 (2)	89.00	0.226	13:09:52.005
4 -	44.609	124.0	1:15.836	119.1	27.382	108.1	2:27.827 (1)	89.14		13:12:19.832
5 -	44.908	122.6	1:16.479	119.6	27.241	108.7	2:28.628	88.66	0.801	13:14:48.460
6 -	45.224	122.2	1:15.997	119.1	27.341	108.5	2:28.562	88.70	0.735	13:17:17.022
7 -	45.391	120.9	1:17.249	120.4	27.989	105.3	2:30.629	87.48	2.802	13:19:47.651
8 -	46.688	119.1	1:17.616	115.7	29.194	104.5	2:33.498	85.84	5.671	13:22:21.149
9 -	46.633	121.5	1:19.876	118.1	28.389	103.5	2:34.898	85.07	7.071	13:24:56.047

P19		16		James WALKER		Golf GTI - Milltek Sport				
LAP	SECTOR 1		SECTOR 2		SECTOR 3		LAP TIME	MPH	DIFF	TIME OF DAY
1 -	OUTLAP	117.5	1:16.444	113.7	26.927	106.9	2:44.517	80.09	18.054	13:05:03.846
2 -	46.699	120.0	1:17.918	113.7	27.020	107.9	2:31.637	86.90	5.174	13:07:35.483
3 -	45.302	122.9	1:15.128	111.6	26.702	105.3	2:27.132	89.56	0.669	13:10:02.615
4 -	44.814	117.7	1:14.986	111.8	26.766	105.3	2:26.566 (2)	89.91	0.103	13:12:29.181
5 -	45.024	118.3	1:14.886	113.1	26.553	105.9	2:26.463 (1)	89.97		13:14:55.644
6 -	44.758	119.4	1:28.703	112.2	26.604	105.9	2:40.065	82.32	13.602	13:17:35.709
7 -	44.930	119.4	1:15.108	111.8	26.774	105.7	2:26.812 (3)	89.75	0.349	13:20:02.521
8 -	45.418	118.1	1:15.726	112.5	26.764	106.0	2:27.908	89.09	1.445	13:22:30.429
9 -	45.517	119.4	1:15.712	112.5	27.309	98.4	2:28.538	88.71	2.075	13:24:58.967

P20		51		Simon ANDREWS		Golf GTI - AWM Warranty Direct				
LAP	SECTOR 1		SECTOR 2		SECTOR 3		LAP TIME	MPH	DIFF	TIME OF DAY
1 -		115.1	1:18.590	112.0	28.044	106.5	2:41.164	81.76	10.989	13:05:00.493
2 -	47.557	119.8	1:18.010	111.1	27.739	107.4	2:33.306	85.95	3.131	13:07:33.799
3 -	46.818	121.5	1:16.630	116.1	27.496	107.1	2:30.944	87.30	0.769	13:10:04.743
4 -	46.589	120.6	1:16.117	116.9	27.487	105.9	2:30.193 (2)	87.73	0.018	13:12:34.936
5 -	46.611	120.2	1:16.316	115.7	27.248	106.5	2:30.175 (1)	87.74		13:15:05.111
6 -	46.687	120.0	1:17.565	111.2	27.408	107.4	2:31.660	86.89	1.485	13:17:36.771
7 -	46.641	119.1	1:16.441	117.1	27.175	106.9	2:30.257 (3)	87.70	0.082	13:20:07.028
8 -	47.027	119.6	1:16.510	112.9	27.524	107.2	2:31.061	87.23	0.886	13:22:38.089
9 -	46.754	120.0	1:16.609	112.9	27.774	106.9	2:31.137	87.19	0.962	13:25:09.226

Weather / Track : Cloudy / Dry

Silverstone GP

Circuit Length = 3.6604 miles

Start: 13:02 Flag 13:24 End: 13:25

Milltek Sport Volkswagen Racing Cup

RACE 2 - ROUND 6 - SECTOR ANALYSIS

SECTOR 1 = FL to I1, SECTOR 2 = I1 to I2, SECTOR 3 = I2 to FL, DIFF = Difference To Personal Best Lap

P21 18		Craig MASON		Golf GTI - AWM Warranty Direct						
LAP	SECTOR 1		SECTOR 2		SECTOR 3		LAP TIME	MPH	DIFF	TIME OF DAY
1 -		126.6	1:19.121	119.1	27.219	109.4	2:42.269	81.20	12.905	13:05:01.598
2 -	47.139	123.8	1:17.343	117.5	27.174	106.9	2:31.656	86.89	2.292	13:07:33.254
3 -	46.331	122.4	1:16.208	117.3	27.647	107.2	2:30.186	87.74	0.822	13:10:03.440
4 -	45.881	123.3	1:15.893	118.1	27.590	104.3	2:29.364 (1)	88.22		13:12:32.804
5 -	46.419	123.3	1:16.057	117.9	27.301	104.2	2:29.777 (3)	87.98	0.413	13:15:02.581
6 -	46.360	123.1	1:16.007	116.5	27.354	103.8	2:29.721 (2)	88.01	0.357	13:17:32.302
7 -	46.480	121.1	1:17.151	115.3	27.285	104.7	2:30.916	87.31	1.552	13:20:03.218
8 -	47.241	122.0	1:16.228	118.7	27.390	105.9	2:30.859	87.35	1.495	13:22:34.077
9 -	47.294	123.1	1:19.987	110.1	27.964	87.4	2:35.245	84.88	5.881	13:25:09.322

P22 20		Graham EWING		Golf GTI - Team Hard						
LAP	SECTOR 1		SECTOR 2		SECTOR 3		LAP TIME	MPH	DIFF	TIME OF DAY
1 -		121.5	1:19.726	116.1	27.382	109.2	2:42.536	81.07	11.799	13:05:01.865
2 -	47.360	123.5	1:19.458	114.9	27.379	108.5	2:34.197	85.46	3.460	13:07:36.062
3 -	45.957	124.0	1:17.617	116.1	27.163	108.7	2:30.737 (1)	87.42		13:10:06.799
4 -	45.986	119.6	1:17.441	115.1	27.409	107.1	2:30.836 (2)	87.36	0.099	13:12:37.635
5 -	46.003	120.0	1:17.747	115.3	27.670	107.2	2:31.420 (3)	87.02	0.683	13:15:09.055
6 -	46.511	120.2	1:17.544	115.5	27.451	105.5	2:31.506	86.97	0.769	13:17:40.561
7 -	46.339	120.0	1:17.816	115.3	27.362	107.6	2:31.517	86.97	0.780	13:20:12.078
8 -	46.272	119.4	1:18.171	113.5	27.571	107.2	2:32.014	86.68	1.277	13:22:44.092
9 -	46.641	119.1	1:18.056	114.5	27.803	104.2	2:32.500	86.41	1.763	13:25:16.592

P23 40		Simon TOMLINSON		Golf GTI - AWM Warranty Direct						
LAP	SECTOR 1		SECTOR 2		SECTOR 3		LAP TIME	MPH	DIFF	TIME OF DAY
1 -		121.3	1:19.544	117.9	27.243	106.5	2:43.818	80.44	13.259	13:05:03.147
2 -	47.252	120.2	1:18.875	115.1	27.508	108.1	2:33.635	85.77	3.076	13:07:36.782
3 -	47.043	116.7	1:17.223	114.5	27.499	108.1	2:31.765	86.83	1.206	13:10:08.547
4 -	46.783	118.1	1:16.999	114.7	27.636	105.9	2:31.418	87.02	0.859	13:12:39.965
5 -	46.407	117.7	1:17.032	113.3	27.515	106.5	2:30.954 (2)	87.29	0.395	13:15:10.919
6 -	46.991	117.9	1:16.773	115.7	27.455	106.0	2:31.219 (3)	87.14	0.660	13:17:42.138
7 -	46.411	117.7	1:16.794	115.7	27.354	106.9	2:30.559 (1)	87.52		13:20:12.697
8 -	46.861	117.7	1:17.862	112.5	27.931	104.7	2:32.654	86.32	2.095	13:22:45.351
9 -	46.998	116.5	1:18.308	112.9	27.947	102.7	2:33.253	85.98	2.694	13:25:18.604

P24 44		Robin RILEY		Scirocco - AWM Warranty Direct						
LAP	SECTOR 1		SECTOR 2		SECTOR 3		LAP TIME	MPH	DIFF	TIME OF DAY
1 -		121.1	1:19.905	117.3	27.132	109.7	2:43.296	80.69	14.726	13:05:02.625
2 -	46.728	124.9	1:19.570	114.1	27.383	110.1	2:33.681	85.74	5.111	13:07:36.306
3 -	45.853	124.2	1:17.817	113.1	27.309	109.7	2:30.979	87.28	2.409	13:10:07.285
4 -	45.646	124.5	1:17.717	113.9	27.416	108.7	2:30.779	87.39	2.209	13:12:38.064
5 -	46.071	123.5	1:32.875	107.8	27.663	106.2	2:46.609	79.09	18.039	13:15:24.673
6 -	46.404	121.3	1:16.608	111.2	26.967	107.6	2:29.979	87.86	1.409	13:17:54.652
7 -	45.090	122.2	1:16.438	111.1	27.126	107.6	2:28.654 (2)	88.64	0.084	13:20:23.306
8 -	45.741	121.3	1:16.464	108.5	27.030	108.8	2:29.235 (3)	88.30	0.665	13:22:52.541
9 -	45.304	120.0	1:16.176	112.9	27.090	107.9	2:28.570 (1)	88.69		13:25:21.111

P25 31		Paul DEHADRAY		Scirocco - JWB Motorsport						
LAP	SECTOR 1		SECTOR 2		SECTOR 3		LAP TIME	MPH	DIFF	TIME OF DAY
1 -		115.7	1:20.370	111.4	27.574	103.8	2:45.273	79.73	12.276	13:05:04.602
2 -	47.001	116.3	1:19.459	111.4	27.499	103.7	2:33.959	85.59	0.962	13:07:38.561
3 -	47.073	114.1	1:18.282	111.6	27.642	102.7	2:32.997 (1)	86.13		13:10:11.558
4 -	47.285	112.7	1:18.916	111.1	27.929	101.8	2:34.130	85.49	1.133	13:12:45.688
5 -	47.020	112.9	1:18.686	111.1	27.721	102.5	2:33.427 (3)	85.88	0.430	13:15:19.115
6 -	46.966	112.7	1:18.441	110.9	27.830	102.4	2:33.237 (2)	85.99	0.240	13:17:52.352
7 -	47.023	111.6	1:18.795	111.8	27.897	102.5	2:33.715	85.72	0.718	13:20:26.067
8 -	47.346	111.8	1:19.165	110.3	27.914	102.9	2:34.425	85.33	1.428	13:23:00.492
9 -	48.006	111.8	1:18.955	110.9	28.455	101.1	2:35.416	84.79	2.419	13:25:35.908

Weather / Track : Cloudy / Dry

Silverstone GP
Circuit Length = 3.6604 miles
Start: 13:02 Flag 13:24 End: 13:25

Milltek Sport Volkswagen Racing Cup

RACE 2 - ROUND 6 - SECTOR ANALYSIS

SECTOR 1 = FL to I1, SECTOR 2 = I1 to I2, SECTOR 3 = I2 to FL, DIFF = Difference To Personal Best Lap

P26 88		James PILE		Golf GTI - Slidesports						
LAP	SECTOR 1		SECTOR 2		SECTOR 3		LAP TIME	MPH	DIFF	TIME OF DAY
1 -		120.9	1:17.835	118.5	27.113	105.9	2:39.104	82.82	7.965	13:04:58.433
2 -	46.364	119.1	1:23.280	115.5	27.170	106.7	2:36.814	84.03	5.675	13:07:35.247
3 -	46.656	119.8	1:17.304	114.7	27.179	104.5	2:31.139 (1)	87.18		13:10:06.386
4 -	46.425	119.4	1:18.215	117.3	26.903	106.9	2:31.543 (2)	86.95	0.404	13:12:37.929
5 -	46.381	120.4	1:22.186	110.9	27.305	108.1	2:35.872 (3)	84.54	4.733	13:15:13.801
6 -	58.068	98.1	1:27.512	93.9	IN PIT		3:03.017 P	72.00	31.878	13:18:16.818
7 -	OUTLAP	100.3	1:23.930	106.5	29.216	110.7	4:05.785	53.61	1:34.646	13:22:22.603
8 -	49.860	116.9	1:22.963	112.7	28.805	104.3	2:41.628	81.53	10.489	13:25:04.231

P27 6		David SUTTON		Scirocco - Slidesports						
LAP	SECTOR 1		SECTOR 2		SECTOR 3		LAP TIME	MPH	DIFF	TIME OF DAY
1 -		115.9	1:22.048	110.7	28.256	101.9	2:44.819	79.95	11.356	13:05:04.148
2 -	47.549	118.1	1:19.755	112.9	27.771	101.9	2:35.075 (2)	84.97	1.612	13:07:39.223
3 -	46.672	117.9	1:18.598	111.4	28.193	96.5	2:33.463 (1)	85.86		13:10:12.686
4 -	47.375	111.2	1:20.064	106.3	28.954	94.3	2:36.393 (3)	84.26	2.930	13:12:49.079
5 -	49.181	103.7	1:23.446	102.6	IN PIT		2:43.634 P	80.53	10.171	13:15:32.713
6 -	OUTLAP	104.2	2:10.283	92.6	30.283	91.4	4:36.723	47.62	2:03.260	13:20:09.436
7 -	53.294	102.1	1:25.753	96.5	31.023	86.7	2:50.070	77.48	16.607	13:22:59.506
8 -	52.834	104.0	1:27.495	93.9	31.610	85.9	2:51.939	76.64	18.476	13:25:51.445

P28 23		Kieran GALLAGHER		Golf GTI - Team Hard						
LAP	SECTOR 1		SECTOR 2		SECTOR 3		LAP TIME	MPH	DIFF	TIME OF DAY
1 -		118.5	1:16.862	113.9	27.041	104.7	2:34.940	85.05	7.718	13:04:54.269
2 -	45.821	121.3	1:15.509	114.3	26.899	105.0	2:28.229	88.90	1.007	13:07:22.498
3 -	45.127	118.9	1:15.345	116.1	26.838	107.2	2:27.310 (2)	89.45	0.088	13:09:49.808
4 -	44.814	122.6	1:17.965	111.1	27.451	105.0	2:30.230	87.71	3.008	13:12:20.038
5 -	44.993	122.2	1:15.745	114.7	26.846	105.0	2:27.584 (3)	89.29	0.362	13:14:47.622
6 -	44.951	120.2	1:15.215	114.9	27.056	105.5	2:27.222 (1)	89.50		13:17:14.844

P29 69		Mark CLYNES		Scirocco - JWB Motorsport						
LAP	SECTOR 1		SECTOR 2		SECTOR 3		LAP TIME	MPH	DIFF	TIME OF DAY
1 -		102.4	1:20.301	112.0	28.141	99.3	2:47.171 (2)	78.82	10.436	13:05:06.500
2 -	48.115	118.9	1:20.472	107.5	28.148	103.5	2:36.735 (1)	84.07		13:07:43.235
3 -	56.268	106.6	1:34.761	74.8	IN PIT		3:15.149 P	67.52	38.414	13:10:58.384

P30 22		Howard FULLER		Golf GTI - Team Hard						
LAP	SECTOR 1		SECTOR 2		SECTOR 3		LAP TIME	MPH	DIFF	TIME OF DAY
1 -		120.9	1:15.707	115.9	26.524	105.0	2:32.114 (1)	86.63		13:04:51.443
2 -	51.236	49.8	1:42.077	79.7	IN PIT		3:08.068 P	70.06	35.953	13:07:59.511

Milltek Sport Volkswagen Racing Cup

RACE 2 - ROUND 6 - BEST SECTORS

SECTOR 1			SECTOR 2			SECTOR 3			IDEAL / BEST COMPARISON						
POS	NO	NAME	TIME	NO	NAME	TIME	NO	NAME	TIME	POS	NO	NAME	IDEAL	BEST	DIFF
1	8	MASON	43.893	99	WALKER-TULLY	1:13.290	8	MASON	25.954				PERFECT LAP	2:23.137	
2	27	DI RESTA	43.965	8	MASON	1:13.514	99	WALKER-TULLY	26.192	1	8	MASON	2:23.361	2:24.348	0.987
3	13	FULBROOK	43.979	27	DI RESTA	1:13.670	33	ORROCK	26.303	2	99	WALKER-TULLY	2:23.599	2:24.009	0.410
4	37	GREENWAY	43.991	13	FULBROOK	1:13.927	27	DI RESTA	26.344	3	27	DI RESTA	2:23.979	2:23.982	0.003
5	99	WALKER-TULLY	44.117	34	GILHAM	1:13.962	34	GILHAM	26.359	4	13	FULBROOK	2:24.301	2:24.606	0.305
6	33	ORROCK	44.164	14	CAYGILL	1:14.086	37	GREENWAY	26.374	5	34	GILHAM	2:24.572	2:24.823	0.251
7	29	PANAYIOTOU	44.207	29	PANAYIOTOU	1:14.091	14	CAYGILL	26.389	6	33	ORROCK	2:24.607	2:24.778	0.171
8	34	GILHAM	44.251	33	ORROCK	1:14.140	13	FULBROOK	26.395	7	37	GREENWAY	2:24.719	2:25.122	0.403
9	14	CAYGILL	44.304	47	BARLEY	1:14.296	29	PANAYIOTOU	26.475	8	29	PANAYIOTOU	2:24.773	2:24.773	0.000
10	41	MORGAN	44.330	37	GREENWAY	1:14.354	22	FULLER	26.524	9	14	CAYGILL	2:24.779	2:24.939	0.160
11	77	WHITE	44.391	5	HOUSE	1:14.392	77	WHITE	26.537	10	41	MORGAN	2:25.394	2:25.454	0.060
12	4	LINES	44.433	41	MORGAN	1:14.482	16	WALKER	26.553	11	47	BARLEY	2:25.428	2:25.614	0.186
13	47	BARLEY	44.528	4	LINES	1:14.531	4	LINES	26.565	12	4	LINES	2:25.529	2:25.736	0.207
14	5	HOUSE	44.587	9	FAIRBROTHER	1:14.715	41	MORGAN	26.582	13	5	HOUSE	2:25.579	2:25.622	0.043
15	17	SNAYLAM	44.609	12	RUDD	1:14.787	5	HOUSE	26.600	14	77	WHITE	2:25.806	2:26.063	0.257
16	9	FAIRBROTHER	44.737	7	MCMILLAN	1:14.807	47	BARLEY	26.604	15	9	FAIRBROTHER	2:26.058	2:26.445	0.387
17	16	WALKER	44.758	77	WHITE	1:14.878	9	FAIRBROTHER	26.606	16	16	WALKER	2:26.197	2:26.463	0.266
18	23	GALLAGHER	44.814	16	WALKER	1:14.886	12	RUDD	26.702	17	12	RUDD	2:26.313	2:26.713	0.400
19	7	MCMILLAN	44.820	23	GALLAGHER	1:15.215	23	GALLAGHER	26.838	18	7	MCMILLAN	2:26.514	2:26.828	0.314
20	12	RUDD	44.824	22	FULLER	1:15.707	7	MCMILLAN	26.887	19	23	GALLAGHER	2:26.867	2:27.222	0.355
21	44	RILEY	45.090	17	SNAYLAM	1:15.836	88	PILE	26.903	20	17	SNAYLAM	2:27.477	2:27.827	0.350
22	18	MASON	45.881	18	MASON	1:15.893	44	RILEY	26.967	21	44	RILEY	2:28.233	2:28.570	0.337
23	20	EWING	45.957	51	ANDREWS	1:16.117	17	SNAYLAM	27.032	22	18	MASON	2:28.948	2:29.364	0.416
24	88	PILE	46.364	44	RILEY	1:16.176	20	EWING	27.163	23	51	ANDREWS	2:29.881	2:30.175	0.294
25	40	TOMLINSON	46.407	40	TOMLINSON	1:16.773	18	MASON	27.174	24	40	TOMLINSON	2:30.423	2:30.559	0.136
26	51	ANDREWS	46.589	88	PILE	1:17.304	51	ANDREWS	27.175	25	20	EWING	2:30.561	2:30.737	0.176
27	6	SUTTON	46.672	20	EWING	1:17.441	40	TOMLINSON	27.243	26	88	PILE	2:30.571	2:31.139	0.568
28	31	DEHADRAY	46.966	31	DEHADRAY	1:18.282	31	DEHADRAY	27.499	27	31	DEHADRAY	2:32.747	2:32.997	0.250
29	69	CLYNES	48.115	6	SUTTON	1:18.598	6	SUTTON	27.771	28	6	SUTTON	2:33.041	2:33.463	0.422
30	22	FULLER	51.236	69	CLYNES	1:20.301	69	CLYNES	28.141	29	22	FULLER	2:33.467	2:32.114	-1.352
										30	69	CLYNES	2:36.557	2:36.735	0.178

Weather / Track : Cloudy / Dry

Results can be found at www.tsl-timing.com

Silverstone GP

Circuit Length = 3.6604 miles

Start: 13:02 Flag 13:24 End: 13:25

Printed - 13:27 Sunday, 01 June 2014

Milltek Sport Volkswagen Racing Cup

RACE 2 - ROUND 6 - BEST SPEEDS

POS	SECTOR 1			SECTOR 2			FINISH LINE		
	NO	NAME	MPH	NO	NAME	MPH	NO	NAME	MPH
1	9	David FAIRBROTHER	126.8	99	Jack WALKER-TULLY	122.0	8	Aaron MASON	112.0
2	99	Jack WALKER-TULLY	126.8	41	Sam MORGAN	121.5	99	Jack WALKER-TULLY	111.6
3	18	Craig MASON	126.6	13	Joe FULBROOK	121.3	88	James PILE	110.7
4	41	Sam MORGAN	126.6	8	Aaron MASON	120.9	33	Lucas ORROCK	110.5
5	8	Aaron MASON	126.3	17	Tim SNAYLAM	120.4	41	Sam MORGAN	110.5
6	13	Joe FULBROOK	125.6	37	James GREENWAY	120.2	37	James GREENWAY	110.3
7	29	Chris PANAYIOTOU	125.4	4	Stewart LINES	119.8	44	Robin RILEY	110.1
8	17	Tim SNAYLAM	125.2	7	Joe MCMILLAN	119.8	9	David FAIRBROTHER	109.9
9	7	Joe MCMILLAN	124.9	9	David FAIRBROTHER	119.6	14	Josh CAYGILL	109.9
10	37	James GREENWAY	124.9	29	Chris PANAYIOTOU	119.6	13	Joe FULBROOK	109.6
11	44	Robin RILEY	124.9	27	Stefan DI RESTA	119.4	27	Stefan DI RESTA	109.6
12	12	Simon RUDD	124.7	18	Craig MASON	119.1	18	Craig MASON	109.4
13	33	Lucas ORROCK	124.7	33	Lucas ORROCK	119.1	34	Tony GILHAM	109.4
14	4	Stewart LINES	124.2	47	Tom BARLEY	119.1	4	Stewart LINES	109.2
15	20	Graham EWING	124.0	77	George WHITE	119.1	17	Tim SNAYLAM	109.2
16	27	Stefan DI RESTA	123.8	34	Tony GILHAM	118.7	20	Graham EWING	109.2
17	34	Tony GILHAM	123.8	88	James PILE	118.5	29	Chris PANAYIOTOU	109.2
18	16	James WALKER	122.9	12	Simon RUDD	117.9	12	Simon RUDD	109.0
19	77	George WHITE	122.9	40	Simon TOMLINSON	117.9	47	Tom BARLEY	109.0
20	23	Kieran GALLAGHER	122.6	44	Robin RILEY	117.3	7	Joe MCMILLAN	108.8
21	14	Josh CAYGILL	122.2	51	Simon ANDREWS	117.1	77	George WHITE	108.3
22	51	Simon ANDREWS	121.5	14	Josh CAYGILL	116.7	40	Simon TOMLINSON	108.1
23	40	Simon TOMLINSON	121.3	20	Graham EWING	116.1	16	James WALKER	107.9
24	47	Tom BARLEY	121.3	23	Kieran GALLAGHER	116.1	5	Philip HOUSE	107.6
25	22	Howard FULLER	120.9	22	Howard FULLER	115.9	51	Simon ANDREWS	107.4
26	88	James PILE	120.9	5	Philip HOUSE	115.1	23	Kieran GALLAGHER	107.2
27	5	Philip HOUSE	120.6	16	James WALKER	113.7	22	Howard FULLER	105.0
28	69	Mark CLYNES	118.9	6	David SUTTON	112.9	31	Paul DEHADRAY	103.8
29	6	David SUTTON	118.1	69	Mark CLYNES	112.0	69	Mark CLYNES	103.5
30	31	Paul DEHADRAY	116.3	31	Paul DEHADRAY	111.8	6	David SUTTON	101.9

Weather / Track : Cloudy / Dry

Results can be found at www.tsl-timing.com

Silverstone GP
Circuit Length = 3.6604 miles
Start: 13:02 Flag 13:24 End: 13:25

Printed - 13:28 Sunday, 01 June 2014

Milltek Sport Volkswagen Racing Cup

RACE 2 - ROUND 6 - POSITION CHART

No	Name	Lap										
		Pos	1	2	3	4	5	6	7	8	9	
37	GREENWAY	1	14	27	27	8	8	8	8	8	8	
14	CAYGILL	2	27	29	8	27	27	99	99	99	99	
29	PANAYIOTOU	3	29	8	29	29	99	27	27	27	27	
41	MORGAN	4	99	14	99	99	29	29	29	29	29	
33	ORROCK	5	8	99	14	14	14	14	14	34	13	
13	FULBROOK	6	13	13	13	33	33	33	34	14	14	
27	DI RESTA	7	37	37	33	37	13	13	13	13	34	
99	WALKER-TULLY	8	41	33	37	13	37	37	37	37	37	
22	FULLER	9	33	41	41	41	34	34	41	41	41	
5	HOUSE	10	22	34	34	34	41	41	47	47	47	
8	MASON	11	47	47	47	47	47	47	33	33	33	
6	SUTTON	12	34	5	5	5	5	5	5	5	5	
47	BARLEY	13	23	23	9	9	4	4	4	4	4	
23	GALLAGHER	14	5	9	23	4	9	9	9	9	9	
7	MCMILLAN	15	9	17	4	77	77	77	77	77	77	
34	GILHAM	16	17	4	77	17	23	23	7	7	7	
17	SNAYLAM	17	7	77	17	23	17	17	12	12	12	
16	WALKER	18	77	7	7	7	7	7	17	17	17	
77	WHITE	19	4	12	12	12	12	12	16	16	16	
9	FAIRBROTHER	20	88	18	16	16	16	18	18	18	51	
88	PILE	21	12	51	18	18	18	16	51	51	18	
44	RILEY	22	51	88	51	51	51	51	20	20	20	
12	RUDD	23	18	16	88	20	20	20	40	40	40	
20	EWING	24	20	20	20	88	40	40	44	44	44	
51	ANDREWS	25	44	44	44	44	88	31	31	31	31	
18	MASON	26	40	40	40	40	31	44	88	88		
31	DEHADRAY	27	16	31	31	31	44	88	6	6		
40	TOMLINSON	28	6	6	6	6	6	6				
4	LINES	29	31	69	69							
69	CLYNES	30	69	22								

Weather / Track : Cloudy / Dry

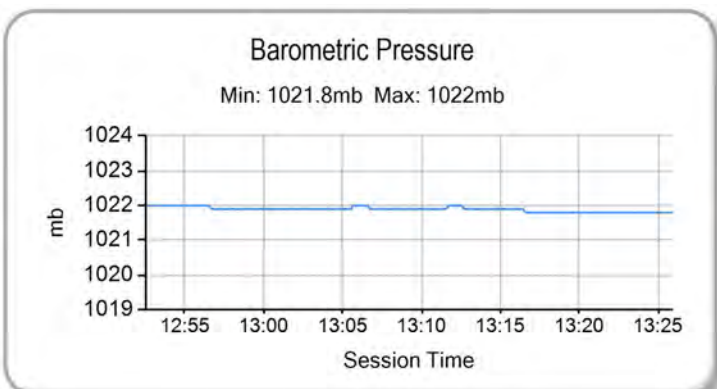
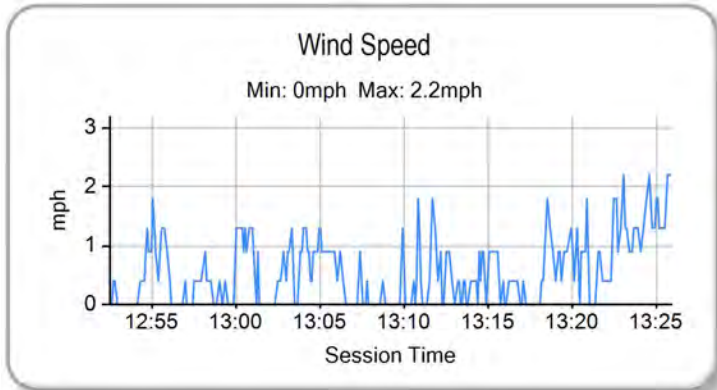
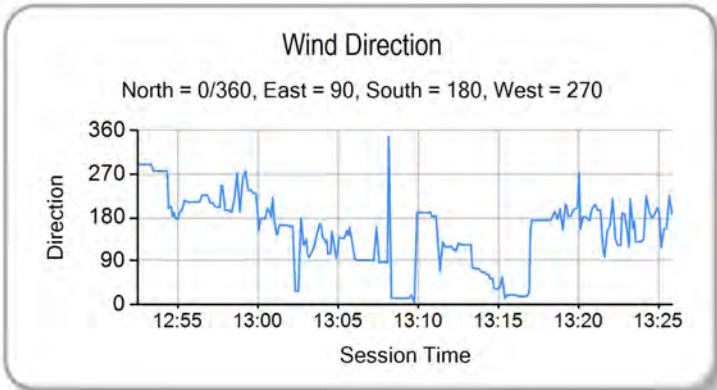
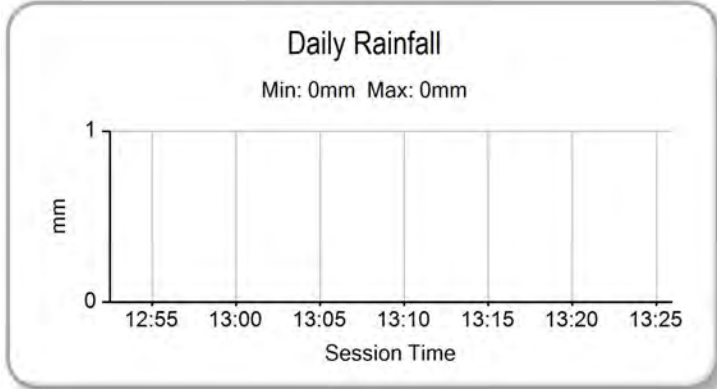
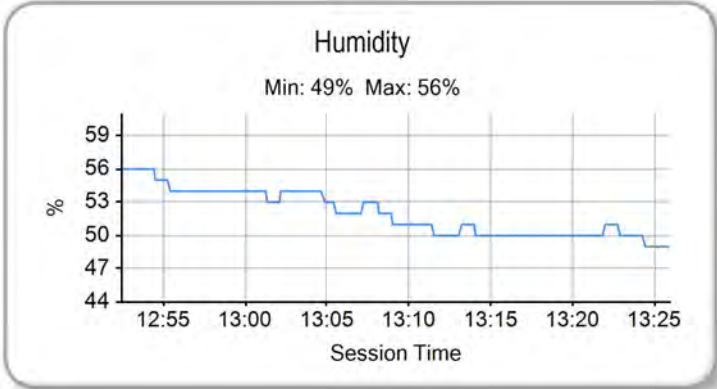
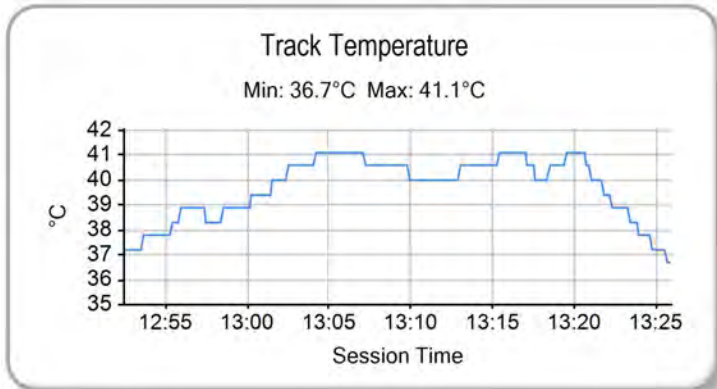
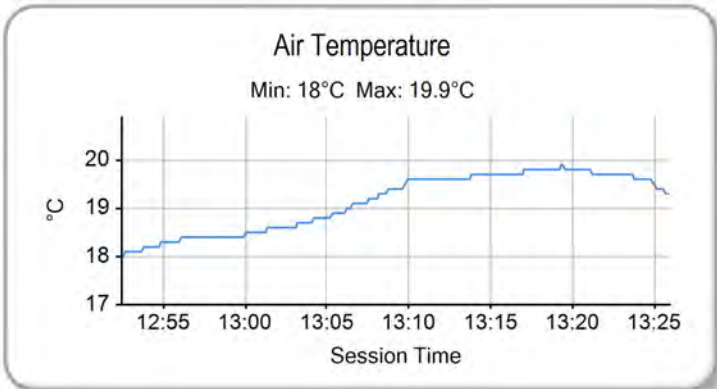
Results can be found at www.tsl-timing.com

Silverstone GP
 Circuit Length = 3.6604 miles
 Start: 13:02 Flag 13:24 End: 13:25

Printed - 13:29 Sunday, 01 June 2014

Milltek Sport Volkswagen Racing Cup

RACE 2 - ROUND 6 - WEATHER CONDITIONS



Weather / Track : Cloudy / Dry

Results can be found at www.tsl-timing.com

Silverstone GP
 Circuit Length = 3.6604 miles
 Start: 13:02 Flag 13:24 End: 13:25

Printed - 13:31 Sunday, 01 June 2014