



# VOLKSWAGEN RACING CUP

Round 3 & 4

Rockingham International Sportscar Long

-  
4th & 5th May 2014



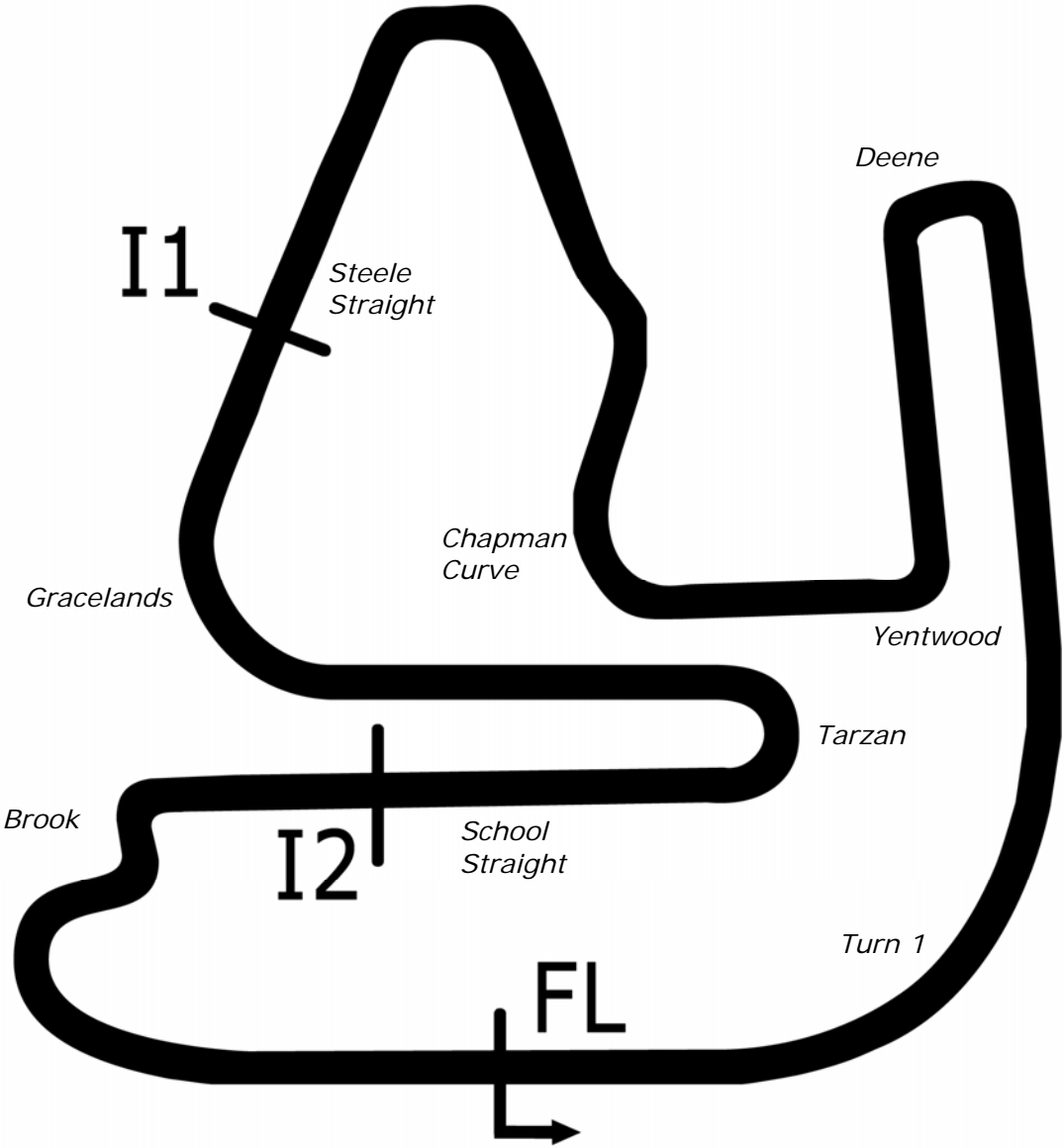
Results Provided by Timing Solutions Ltd  
[www.tsl-timing.com](http://www.tsl-timing.com)

# Rockingham International Super Sportscar Long



SPORTS TIMING

TIMING SOLUTIONS LTD



Length	2.0500 miles	3302.0 m	
FL		52.51471 N	0.66237 W
I1	1898m	52.51699 N	0.65696 W
I2	2704m	52.51584 N	0.66027 W
Pit Entry	3157m	52.51619 N	0.66265 W
Pit Exit	162m after FL	52.51355 N	0.66111 W
Pit Entry–Pit Exit 316m, 18.9s @60kph, 14.2s @80kph			

All results available at [www.tsl-timing.com](http://www.tsl-timing.com)

## Milltek Sport Volkswagen Racing Cup

### QUALIFYING - RACE 1 - ROUND 3 - CLASSIFICATION - AMENDED

POS	NO	NAME	ENTRY	TIME	ON	LAPS	GAP	DIFF	MPH
1	13	Joe FULBROOK	Golf GTI - AWM Warranty Direct	1:36.418	4	11			76.54
2	8	Aaron MASON	Scirocco - AWM Warranty Direct	1:37.070	5	11	0.652	0.652	76.02
3	27 *	Stefan DI RESTA	Scirocco - JWB Motorsport	1:37.155	10	11	0.737	0.085	75.96
4	37	James GREENWAY	Scirocco - AWM Warranty Direct	1:37.176	4	11	0.758	0.021	75.94
5	16 *	James WALKER	Golf GTI - Milltek Sport	1:37.352	7	11	0.934	0.176	75.80
6	29	Chris PANAYIOTOU	Scirocco - Maximum Motorsport	1:37.406	6	11	0.988	0.054	75.76
7	5	Philip HOUSE	Scirocco - PH Motorsport	1:37.464	4	11	1.046	0.058	75.72
8	6 *	David SUTTON	Scirocco - Slidesports	1:37.479	3	11	1.061	0.015	75.70
9	4	Stewart LINES	Golf GTI - Maximum Motorsport	1:37.591	4	4	1.173	0.112	75.62
10	99	Jack WALKER-TULLY	Scirocco - Cooke & Mason	1:37.656	4	11	1.238	0.065	75.57
11	47 *	Tom BARLEY	Golf GTI - Team Hard	1:37.698	3	11	1.280	0.042	75.53
12	98 *	Matt HAMILTON	Golf GTI - THM Racing	1:37.894	6	10	1.476	0.196	75.38
13	33 *	Lucas ORROCK	Scirocco - KPM Racing	1:37.981	6	10	1.563	0.087	75.32
14	41	Sam MORGAN	Golf GTI - KPM Racing	1:38.348	11	11	1.930	0.367	75.03
15	23	Kieran GALLAGHER	Golf GTI - Team Hard	1:38.581	9	11	2.163	0.233	74.86
16	12 *	Simon RUDD	Golf GTI - Team Hard	1:38.635	9	11	2.217	0.054	74.82
17	44	Robin RILEY	Scirocco - AWM Warranty Direct	1:38.645	8	8	2.227	0.010	74.81
18	9	David FAIRBROTHER	Scirocco - Slidesports	1:38.728	3	11	2.310	0.083	74.75
19	97	Richard WALKER	Golf GTI -	1:38.818	10	10	2.400	0.090	74.68
20	17	Tim SNAYLAM	Scirocco - AWM Warranty Direct	1:39.319	6	7	2.901	0.501	74.30
21	77	George WHITE	Scirocco - KPM Racing	1:39.462	4	11	3.044	0.143	74.19
22	88 *	James PILE	Golf GTI - Slidesports	1:39.739	8	11	3.321	0.277	73.99
23	51	Simon ANDREWS	Golf GTI - AWM Warranty Direct	1:40.818	9	11	4.400	1.079	73.20
24	40	Simon TOMLINSON	Golf GTI - AWM Warranty Direct	1:40.852	7	10	4.434	0.034	73.17
25	31	Paul DEHADRAY	Scirocco - JWB Motorsport	1:41.067	4	10	4.649	0.215	73.02
26	18	Craig MASON	Golf GTI - AWM Warranty Direct	1:41.961	8	9	5.543	0.894	72.38
27	69	Mark CLYNES	Scirocco - JWB Motorsport	1:42.605	3	10	6.187	0.644	71.92
28	46	Andrew SMITH	Beetle - Brooklands Garage	1:49.352	4	4	12.934	6.747	67.48
DQ	22 *	Howard FULLER	Golf GTI						

\* Car 22 - All qualifying times disallowed, MSA Regulation C.3.3 - Eligibility. Starts from back of grid + 10 Seconds.

\* Cars 6, 16, 27, 33, & 88 - 1 lap time disallowed, track limits.

\* Car 22 - 2 lap times disallowed, track limits.

\* Cars 12, 22, 47 & 98 - No working transponders, please fix for racing. MSA Regulation Q12.2.1.

Weather / Track : Bright / Dry

These results are provisional until the conclusion of any judicial and technical matters.

Rockingham ISS Long

Circuit Length = 2.0500 miles

Start: 17:15 Flag 17:35 End: 17:37

Clerk Of Course :	Timekeeper :
-------------------	--------------

# Milltek Sport Volkswagen Racing Cup

## QUALIFYING - RACE 1 - ROUND 3 - SECTOR ANALYSIS

SECTOR 1 = FL to I1, SECTOR 2 = I1 to I2, SECTOR 3 = I2 to FL, DIFF = Difference To Personal Best Lap

<b>P1 13</b>		<b>Joe FULBROOK</b>					Golf GTI - AWM Warranty Direct				
LAP	SECTOR 1		SECTOR 2		SECTOR 3		LAP TIME	MPH	DIFF	TIME OF DAY	
1 -	1:00.990	80.6	27.105	79.1	19.257	96.9	1:47.352	68.74	10.934	17:19:34.180	
2 -	54.692	89.9	24.432	89.5	18.262	97.3	1:37.386	75.78	0.968	17:21:11.566	
3 -	55.012	90.1	24.533	<b>90.8</b>	18.335	<b>98.2</b>	1:37.880	75.39	1.462	17:22:49.446	
<b>4 -</b>	<b>53.852</b>	89.3	24.356	88.5	18.210	97.9	<b>1:36.418 (1)</b>	<b>76.54</b>		<b>17:24:25.864</b>	
5 -	<b>53.821</b>	89.3	24.456	87.9	<b>18.168</b>	97.9	1:36.445 (2)	76.52	0.027	17:26:02.309	
6 -	54.116	89.4	<b>24.259</b>	89.5	18.289	97.5	1:36.664 (3)	76.34	0.246	17:27:38.973	
7 -	1:02.628	72.7	26.763	85.0	18.959	97.3	1:48.350	68.11	11.932	17:29:27.323	
8 -	54.421	89.4	24.479	89.7	18.384	97.6	1:37.284	75.86	0.866	17:31:04.607	
9 -	1:01.925	78.0	29.589	53.6	20.003	96.6	1:51.517	66.17	15.099	17:32:56.124	
10 -	54.654	89.8	24.342	89.4	18.494	97.8	1:37.490	75.70	1.072	17:34:33.614	
11 -	54.254	<b>90.4</b>	24.886	87.1	18.323	<b>98.2</b>	1:37.463	75.72	1.045	17:36:11.077	

<b>P2 8</b>		<b>Aaron MASON</b>					Scirocco - AWM Warranty Direct				
LAP	SECTOR 1		SECTOR 2		SECTOR 3		LAP TIME	MPH	DIFF	TIME OF DAY	
1 -	1:00.499	80.1	27.210	76.0	19.364	98.1	1:47.073	68.92	10.003	17:19:34.670	
2 -	54.702	<b>90.9</b>	24.337	90.9	<b>18.205</b>	98.5	1:37.244 (3)	75.89	0.174	17:21:11.914	
3 -	54.414	89.8	24.520	<b>91.4</b>	18.242	97.2	1:37.176 (2)	75.94	0.106	17:22:49.090	
4 -	54.812	90.3	24.464	90.6	18.275	97.9	1:37.551	75.65	0.481	17:24:26.641	
<b>5 -</b>	<b>54.371</b>	89.5	24.445	90.3	18.254	97.8	<b>1:37.070 (1)</b>	<b>76.02</b>		<b>17:26:03.711</b>	
6 -	54.399	90.5	<b>24.329</b>	90.8	19.688	81.4	1:38.416	74.98	1.346	17:27:42.127	
7 -	1:03.503	88.1	26.310	89.1	18.734	98.2	1:48.547	67.98	11.477	17:29:30.674	
8 -	54.592	90.0	24.648	90.5	18.473	97.6	1:37.713	75.52	0.643	17:31:08.387	
9 -	55.954	89.4	30.499	41.3	22.337	97.6	1:48.790	67.83	11.720	17:32:57.177	
10 -	54.731	90.4	24.570	90.3	18.286	98.3	1:37.587	75.62	0.517	17:34:34.764	
11 -	54.789	89.8	24.728	89.9	18.396	<b>98.9</b>	1:37.913	75.37	0.843	17:36:12.677	

<b>P3 22</b>		<b>Howard FULLER</b>					Golf GTI - Team Hard				
LAP	SECTOR 1		SECTOR 2		SECTOR 3		LAP TIME	MPH	DIFF	TIME OF DAY	
1 -							1:42.352	72.10	5.258	17:19:23.470	
2 -							1:38.600	74.84	1.506	17:21:02.070	
3 -							1:37.596 <b>D</b>	75.61	0.502	17:22:39.666	
4 -							1:37.918	75.36	0.824	17:24:17.584	
5 -							1:39.843 <b>D</b>	73.91	2.749	17:25:57.427	
<b>6 -</b>							<b>1:37.094 (1)</b>	<b>76.00</b>		<b>17:27:34.521</b>	
7 -							1:37.332 (2)	75.82	0.238	17:29:11.853	
8 -							1:37.752 (3)	75.49	0.658	17:30:49.605	

<b>P4 27</b>		<b>Stefan DI RESTA</b>					Scirocco - JWB Motorsport				
LAP	SECTOR 1		SECTOR 2		SECTOR 3		LAP TIME	MPH	DIFF	TIME OF DAY	
1 -	57.829	75.2	26.179	86.0	19.705	94.6	1:43.713	71.15	6.558	17:20:29.863	
2 -	55.117	87.7	24.462	88.6	18.335	96.0	1:37.914	75.37	0.759	17:22:07.777	
3 -	54.782	88.4	24.469	88.8	<b>18.296</b>	96.9	1:37.547	75.65	0.392	17:23:45.324	
4 -	54.417	88.4	24.469	89.1	18.339	96.4	1:37.225 (3)	75.90	0.070	17:25:22.549	
5 -	54.646	89.1	24.272	89.1	18.789	95.7	1:37.707 <b>D</b>	75.53	0.552	17:27:00.256	
6 -	54.534	88.1	<b>24.265</b>	89.8	18.388	97.2	1:37.187 (2)	75.93	0.032	17:28:37.443	
7 -	1:01.422	86.7	26.040	75.7	19.488	96.6	1:46.950	69.00	9.795	17:30:24.393	
8 -	56.082	88.5	24.807	<b>90.3</b>	18.377	<b>97.5</b>	1:39.266	74.34	2.111	17:32:03.659	
9 -	54.650	<b>89.3</b>	24.372	89.5	18.335	<b>97.5</b>	1:37.357	75.80	0.202	17:33:41.016	
<b>10 -</b>	<b>54.155</b>	89.2	24.502	89.8	18.498	<b>97.5</b>	<b>1:37.155 (1)</b>	<b>75.96</b>		<b>17:35:18.171</b>	
11 -	1:06.698	79.6	26.613	88.3	IN PIT		1:50.064 <b>P</b>	67.05	12.909	17:37:08.235	

<b>P5 37</b>		<b>James GREENWAY</b>					Scirocco - AWM Warranty Direct				
LAP	SECTOR 1		SECTOR 2		SECTOR 3		LAP TIME	MPH	DIFF	TIME OF DAY	
1 -	58.516	88.1	27.249	80.0	19.624	98.2	1:45.389	70.02	8.213	17:19:36.110	
2 -	55.847	88.4	24.779	89.4	18.434	97.5	1:39.060	74.50	1.884	17:21:15.170	
3 -	54.603	90.0	24.581	89.7	18.422	96.9	1:37.606 (2)	75.61	0.430	17:22:52.776	
<b>4 -</b>	<b>54.289</b>	89.9	<b>24.520</b>	89.8	<b>18.367</b>	96.9	<b>1:37.176 (1)</b>	<b>75.94</b>		<b>17:24:29.952</b>	
5 -	54.364	89.4	24.849	89.1	18.408	96.9	1:37.621 (3)	75.59	0.445	17:26:07.573	

Weather / Track : Bright / Dry

Rockingham ISS Long  
Circuit Length = 2.0500 miles  
Start: 17:15 Flag 17:35 End: 17:37

# Milltek Sport Volkswagen Racing Cup

## QUALIFYING - RACE 1 - ROUND 3 - SECTOR ANALYSIS

SECTOR 1 = FL to I1, SECTOR 2 = I1 to I2, SECTOR 3 = I2 to FL, DIFF = Difference To Personal Best Lap

6 -	54.467	89.7	24.770	<b>89.9</b>	18.398	97.2	1:37.635	75.58	0.459	17:27:45.208
7 -	55.084	87.6	24.891	89.5	18.480	97.5	1:38.455	74.95	1.279	17:29:23.663
8 -	54.645	89.9	24.951	88.8	18.551	97.2	1:38.147	75.19	0.971	17:31:01.810
9 -	1:03.065	89.0	26.203	89.2	19.049	<b>98.3</b>	1:48.317	68.13	11.141	17:32:50.127
10 -	54.680	<b>90.6</b>	25.030	88.8	18.467	98.1	1:38.177	75.17	1.001	17:34:28.304
11 -	57.966	83.1	27.260	81.1	18.748	97.8	1:43.974	70.97	6.798	17:36:12.278

<b>P6</b>		<b>16</b>		<b>James WALKER</b>		Golf GTI - Milltek Sport				
LAP	SECTOR 1		SECTOR 2		SECTOR 3		LAP TIME	MPH	DIFF	TIME OF DAY
1 -	57.607	88.7	25.098	90.1	19.246	95.8	1:41.951	72.38	4.599	17:19:53.827
2 -	56.529	88.6	24.556	89.5	18.347	96.8	1:39.432	74.22	2.080	17:21:33.259
3 -	54.747	89.8	<b>24.347</b>	90.3	18.266	97.5	1:37.360 <b>(3)</b>	75.80	0.008	17:23:10.619
4 -	54.955	89.4	24.452	89.9	18.723	95.0	1:38.130	75.20	0.778	17:24:48.749
5 -	54.894	89.5	24.511	89.9	18.278	97.2	1:37.683	75.55	0.331	17:26:26.432
6 -	54.790	88.5	24.562	89.5	18.411	96.8	1:37.763 <b>D</b>	75.48	0.411	17:28:04.195
7 -	54.626	89.7	24.479	89.9	<b>18.247</b>	97.1	<b>1:37.352 (1)</b>	<b>75.80</b>		<b>17:29:41.547</b>
8 -	54.757	89.2	24.381	90.4	18.354	96.6	1:37.492	75.69	0.140	17:31:19.039
9 -	55.207	89.5	25.277	89.5	18.562	97.6	1:39.046	74.51	1.694	17:32:58.085
10 -	54.615	90.3	24.434	89.7	18.304	97.6	1:37.353 <b>(2)</b>	75.80	0.001	17:34:35.438
11 -	<b>54.514</b>	<b>91.1</b>	24.574	<b>90.6</b>	18.459	<b>98.2</b>	1:37.547	75.65	0.195	17:36:12.985

<b>P7</b>		<b>29</b>		<b>Chris PANAYIOTOU</b>		Scirocco - Maximum Motorsport				
LAP	SECTOR 1		SECTOR 2		SECTOR 3		LAP TIME	MPH	DIFF	TIME OF DAY
1 -	57.895	89.0	24.821	89.9	18.586	97.3	1:41.302	72.85	3.896	17:19:28.098
2 -	55.211	89.5	24.442	90.8	18.377	97.6	1:38.030	75.28	0.624	17:21:06.128
3 -	54.823	89.7	<b>24.351</b>	90.3	18.434	97.3	1:37.608 <b>(3)</b>	75.60	0.202	17:22:43.736
4 -	54.839	88.4	24.516	89.7	18.410	97.3	1:37.765	75.48	0.359	17:24:21.501
5 -	54.757	89.8	24.425	90.1	<b>18.312</b>	97.8	1:37.494 <b>(2)</b>	75.69	0.088	17:25:58.995
6 -	<b>54.519</b>	<b>90.4</b>	24.408	90.8	18.479	97.6	<b>1:37.406 (1)</b>	<b>75.76</b>		<b>17:27:36.401</b>
7 -	1:03.485	64.7	29.489	82.6	18.985	97.5	1:51.959	65.91	14.553	17:29:28.360
8 -	54.862	89.4	24.602	90.3	18.464	97.5	1:37.928	75.36	0.522	17:31:06.288
9 -	57.546	90.1	24.842	89.7	18.699	97.5	1:41.087	73.00	3.681	17:32:47.375
10 -	55.071	89.5	24.664	89.7	18.525	97.6	1:38.260	75.10	0.854	17:34:25.635
11 -	1:05.671	90.1	24.859	<b>90.9</b>	18.720	<b>98.3</b>	1:49.250	67.55	11.844	17:36:14.885

<b>P8</b>		<b>5</b>		<b>Philip HOUSE</b>		Scirocco - PH Motorsport				
LAP	SECTOR 1		SECTOR 2		SECTOR 3		LAP TIME	MPH	DIFF	TIME OF DAY
1 -	56.705	87.8	24.751	87.8	18.615	<b>95.4</b>	1:40.071	73.74	2.607	17:19:15.711
2 -	54.857	87.9	<b>24.294</b>	<b>88.7</b>	18.465	95.1	1:37.616 <b>(3)</b>	75.60	0.152	17:20:53.327
3 -	54.772	88.4	24.396	88.6	18.472	95.1	1:37.640	75.58	0.176	17:22:30.967
4 -	54.700	87.7	24.406	87.6	<b>18.358</b>	94.7	<b>1:37.464 (1)</b>	<b>75.72</b>		<b>17:24:08.431</b>
5 -	54.774	86.8	24.513	87.2	18.431	94.3	1:37.718	75.52	0.254	17:25:46.149
6 -	56.829	<b>89.0</b>	24.900	87.0	18.719	89.1	1:40.448	73.47	2.984	17:27:26.597
7 -	56.690	69.1	32.135	36.9	23.105	94.5	1:51.930	65.93	14.466	17:29:18.527
8 -	<b>54.688</b>	87.3	24.421	87.3	18.424	95.1	1:37.533 <b>(2)</b>	75.66	0.069	17:30:56.060
9 -	54.890	87.6	24.791	87.2	18.710	93.8	1:38.391	75.00	0.927	17:32:34.451
10 -	55.155	87.4	24.582	86.8	18.509	94.1	1:38.246	75.11	0.782	17:34:12.697
11 -	55.205	86.8	24.675	86.3	18.653	93.4	1:38.533	74.89	1.069	17:35:51.230

<b>P9</b>		<b>6</b>		<b>David SUTTON</b>		Scirocco - Slidesports				
LAP	SECTOR 1		SECTOR 2		SECTOR 3		LAP TIME	MPH	DIFF	TIME OF DAY
1 -	56.185	<b>89.4</b>	25.001	89.2	18.757	96.2	1:39.943	73.84	2.464	17:19:12.703
2 -	54.703	88.8	24.608	<b>89.8</b>	18.369	96.5	1:37.680 <b>(3)</b>	75.55	0.201	17:20:50.383
3 -	54.466	88.8	24.564	88.8	18.449	96.1	<b>1:37.479 (1)</b>	<b>75.70</b>		<b>17:22:27.862</b>
4 -	54.416	88.6	<b>24.502</b>	88.8	<b>18.320</b>	96.2	1:37.238 <b>D</b>	75.89		17:24:05.100
5 -	<b>54.345</b>	88.0	24.525	88.8	18.639	96.1	1:37.509 <b>(2)</b>	75.68	0.030	17:25:42.609
6 -	1:04.646	81.8	25.316	89.0	19.015	<b>96.9</b>	1:48.977	67.72	11.498	17:27:31.586
7 -	1:00.550	87.0	25.275	82.9	IN PIT		1:40.779 <b>P</b>	73.22	3.300	17:29:12.365
8 -	OUTLAP	87.9	24.801	88.7	18.392	96.4	2:49.721	43.48	1:12.242	17:32:02.086
9 -	54.865	88.8	27.482	84.9	18.575	96.6	1:40.922	73.12	3.443	17:33:43.008
10 -	54.357	89.3	24.821	89.2	18.871	96.5	1:38.049	75.26	0.570	17:35:21.057

Weather / Track : Bright / Dry

Rockingham ISS Long

Circuit Length = 2.0500 miles

Start: 17:15 Flag 17:35 End: 17:37

# Milltek Sport Volkswagen Racing Cup

## QUALIFYING - RACE 1 - ROUND 3 - SECTOR ANALYSIS

SECTOR 1 = FL to I1, SECTOR 2 = I1 to I2, SECTOR 3 = I2 to FL, DIFF = Difference To Personal Best Lap

11 - 54.466 88.8 24.823 88.3 18.542 95.4 1:37.831 75.43 0.352 17:36:58.888

<b>P10 4</b>		<b>Stewart LINES</b>		Golf GTI - Maximum Motorsport						
LAP	SECTOR 1		SECTOR 2		SECTOR 3		LAP TIME	MPH	DIFF	TIME OF DAY
1 -	1:04.912	87.0	25.100	89.8	18.745	<b>97.3</b>	1:48.757	67.85	11.166	17:19:29.065
2 -	55.088	88.7	24.575	89.8	<b>18.346</b>	96.8	1:38.009 (3)	75.29	0.418	17:21:07.074
3 -	54.816	88.6	<b>24.264</b>	<b>90.5</b>	18.541	96.5	1:37.621 (2)	75.59	0.030	17:22:44.695
4 -	<b>54.561</b>	<b>89.1</b>	24.551	89.1	18.479	96.2	<b>1:37.591 (1)</b>	<b>75.62</b>		<b>17:24:22.286</b>

<b>P11 99</b>		<b>Jack WALKER-TULLY</b>		Scirocco - Cooke & Mason						
LAP	SECTOR 1		SECTOR 2		SECTOR 3		LAP TIME	MPH	DIFF	TIME OF DAY
1 -	58.193	<b>90.1</b>	25.081	90.0	18.841	95.8	1:42.115	72.27	4.459	17:19:26.207
2 -	55.284	89.7	24.778	89.7	18.771	95.0	1:38.833	74.67	1.177	17:21:05.040
3 -	57.631	89.7	24.607	90.3	18.450	97.8	1:40.688	73.29	3.032	17:22:45.728
4 -	54.673	88.6	24.538	90.1	18.445	97.8	<b>1:37.656 (1)</b>	<b>75.57</b>		<b>17:24:23.384</b>
5 -	54.666	89.7	<b>24.405</b>	90.4	18.990	78.4	1:38.061	75.25	0.405	17:26:01.445
6 -	58.897	89.3	24.549	89.9	<b>18.441</b>	96.9	1:41.887	72.43	4.231	17:27:43.332
7 -	55.274	86.8	24.849	88.8	18.636	97.3	1:38.759	74.72	1.103	17:29:22.091
8 -	<b>54.661</b>	89.1	24.569	89.5	18.464	97.1	1:37.694 (2)	75.54	0.038	17:30:59.785
9 -	1:01.183	87.7	28.408	81.2	19.172	97.8	1:48.763	67.85	11.107	17:32:48.548
10 -	54.860	89.2	24.679	89.7	18.521	<b>98.5</b>	1:38.060 (3)	75.26	0.404	17:34:26.608
11 -	1:01.392	75.0	27.586	<b>91.4</b>	18.674	94.5	1:47.652	68.55	9.996	17:36:14.260

<b>P12 47</b>		<b>Tom BARLEY</b>		Golf GTI - Team Hard						
LAP	SECTOR 1		SECTOR 2		SECTOR 3		LAP TIME	MPH	DIFF	TIME OF DAY
1 -							1:43.307	71.43	5.609	17:19:21.555
2 -							1:38.637	74.81	0.939	17:21:00.192
3 -							<b>1:37.698 (1)</b>	<b>75.53</b>		<b>17:22:37.890</b>
4 -							1:37.707 (2)	75.53	0.009	17:24:15.597
5 -							1:38.960	74.57	1.262	17:25:54.557
6 -							1:37.932 (3)	75.35	0.234	17:27:32.489
7 -							1:38.508	74.91	0.810	17:29:10.997
8 -							1:38.060	75.26	0.362	17:30:49.057
9 -							1:39.604	74.09	1.906	17:32:28.661
10 -							1:38.470	74.94	0.772	17:34:07.131
11 -							1:38.045	75.27	0.347	17:35:45.176

<b>P13 98</b>		<b>Matt HAMILTON</b>		Golf GTI - THM Racing						
LAP	SECTOR 1		SECTOR 2		SECTOR 3		LAP TIME	MPH	DIFF	TIME OF DAY
1 -							1:58.082	62.49	20.188	17:20:16.891
2 -							1:39.178	74.41	1.284	17:21:56.069
3 -							1:37.932 (2)	75.35	0.038	17:23:34.001
4 -							1:46.336	69.40	8.442	17:25:20.337
5 -							1:41.150	72.96	3.256	17:27:01.487
6 -							<b>1:37.894 (1)</b>	<b>75.38</b>		<b>17:28:39.381</b>
7 -							1:38.075	75.24	0.181	17:30:17.456
8 -							1:38.006 (3)	75.30	0.112	17:31:55.462
9 -							1:42.166	72.23	4.272	17:33:37.628
10 -							1:38.250	75.11	0.356	17:35:15.878

<b>P14 33</b>		<b>Lucas ORROCK</b>		Scirocco - KPM Racing						
LAP	SECTOR 1		SECTOR 2		SECTOR 3		LAP TIME	MPH	DIFF	TIME OF DAY
1 -	58.290	87.6	24.889	87.4	18.904	95.3	1:42.083	72.29	4.102	17:20:34.384
2 -	55.196	87.3	24.827	88.4	18.618	94.7	1:38.641	74.81	0.660	17:22:13.025
3 -	55.105	87.1	24.486	88.3	18.684	94.9	1:38.275 D	75.09	0.294	17:23:51.300
4 -	<b>54.856</b>	88.0	24.600	89.0	18.584	91.9	1:38.040 (3)	75.27	0.059	17:25:29.340
5 -	59.806	87.4	24.645	89.0	18.589	95.3	1:43.040	71.62	5.059	17:27:12.380
6 -	55.049	87.4	<b>24.476</b>	88.4	<b>18.456</b>	94.9	<b>1:37.981 (1)</b>	<b>75.32</b>		<b>17:28:50.361</b>
7 -	54.992	87.8	24.537	89.4	18.468	95.8	1:37.997 (2)	75.30	0.016	17:30:28.358
8 -	55.399	87.6	24.785	<b>89.5</b>	18.642	95.4	1:38.826	74.67	0.845	17:32:07.184

Weather / Track : Bright / Dry

Rockingham ISS Long  
Circuit Length = 2.0500 miles  
Start: 17:15 Flag 17:35 End: 17:37

# Milltek Sport Volkswagen Racing Cup

## QUALIFYING - RACE 1 - ROUND 3 - SECTOR ANALYSIS

SECTOR 1 = FL to I1, SECTOR 2 = I1 to I2, SECTOR 3 = I2 to FL, DIFF = Difference To Personal Best Lap

9 -	54.882	<b>88.3</b>	24.767	89.1	18.513	<b>96.0</b>	1:38.162	75.18	0.181	17:33:45.346
10 -	1:09.026	81.9	34.895	79.8	19.088	94.6	2:03.009	59.99	25.028	17:35:48.355

<b>P15 41</b>		<b>Sam MORGAN</b>		Golf GTI - KPM Racing							
LAP	SECTOR 1		SECTOR 2		SECTOR 3		LAP TIME	MPH	DIFF	TIME OF DAY	
1 -	59.440	90.1	26.042	90.5	19.346	97.8	1:44.828	70.40	6.480	17:19:42.130	
2 -	56.961	91.1	25.070	<b>91.4</b>	18.704	99.4	1:40.735	73.26	2.387	17:21:22.865	
3 -	56.135	87.6	25.187	90.9	18.510	98.9	1:39.832	73.92	1.484	17:23:02.697	
4 -	55.192	<b>91.3</b>	24.708	90.9	18.707	98.3	1:38.607	<b>(3)</b> 74.84	0.259	17:24:41.304	
5 -	55.352	<b>91.3</b>	24.738	91.3	18.580	98.9	1:38.670	74.79	0.322	17:26:19.974	
6 -	55.277	90.3	<b>24.673</b>	<b>91.4</b>	18.876	91.8	1:38.826	74.67	0.478	17:27:58.800	
7 -	58.716	90.6	25.593	74.5	20.044	87.4	1:44.353	70.72	6.005	17:29:43.153	
8 -	56.029	70.1	28.550	86.9	19.051	97.9	1:43.630	71.21	5.282	17:31:26.783	
9 -	55.092	89.9	24.776	89.9	18.549	98.9	1:38.417	<b>(2)</b> 74.98	0.069	17:33:05.200	
10 -	1:02.563	75.3	25.741	83.1	19.032	99.1	1:47.336	68.75	8.988	17:34:52.536	
<b>11 -</b>	<b>55.008</b>	90.5	24.856	90.1	<b>18.484</b>	<b>99.5</b>	<b>1:38.348</b>	<b>(1)</b> <b>75.03</b>		<b>17:36:30.884</b>	

<b>P16 23</b>		<b>Kieran GALLAGHER</b>		Golf GTI - Team Hard							
LAP	SECTOR 1		SECTOR 2		SECTOR 3		LAP TIME	MPH	DIFF	TIME OF DAY	
1 -	1:00.701	87.0	26.748	84.8	19.711	<b>96.1</b>	1:47.160	68.86	8.579	17:19:36.690	
2 -	56.411	87.4	25.317	<b>88.1</b>	18.622	95.7	1:40.350	73.54	1.769	17:21:17.040	
3 -	56.048	87.0	25.184	86.5	18.555	94.9	1:39.787	73.95	1.206	17:22:56.827	
4 -	56.007	88.4	24.958	86.5	18.678	94.9	1:39.643	74.06	1.062	17:24:36.470	
5 -	55.493	87.8	24.969	87.3	19.030	94.3	1:39.492	74.17	0.911	17:26:15.962	
6 -	55.370	87.0	24.868	87.3	<b>18.472</b>	94.9	1:38.710	<b>(2)</b> 74.76	0.129	17:27:54.672	
7 -	55.652	87.2	24.918	87.4	18.591	95.4	1:39.161	74.42	0.580	17:29:33.833	
8 -	55.516	87.8	<b>24.825</b>	86.3	18.568	95.3	1:38.909	<b>(3)</b> 74.61	0.328	17:31:12.742	
<b>9 -</b>	<b>55.138</b>	<b>88.6</b>	24.896	88.0	18.547	95.4	<b>1:38.581</b>	<b>(1)</b> <b>74.86</b>		<b>17:32:51.323</b>	
10 -	55.481	88.0	24.949	86.9	18.613	95.3	1:39.043	74.51	0.462	17:34:30.366	
11 -	56.129	87.8	25.320	86.2	18.635	95.1	1:40.084	73.73	1.503	17:36:10.450	

<b>P17 12</b>		<b>Simon RUDD</b>		Golf GTI - Team Hard							
LAP	SECTOR 1		SECTOR 2		SECTOR 3		LAP TIME	MPH	DIFF	TIME OF DAY	
1 -							1:46.716	69.15	8.081	17:19:35.431	
2 -							1:40.560	73.38	1.925	17:21:15.991	
3 -							1:39.168	<b>(3)</b> 74.41	0.533	17:22:55.159	
4 -							1:39.504	74.16	0.869	17:24:34.663	
5 -							1:42.489	72.00	3.854	17:26:17.152	
6 -							1:39.250	74.35	0.615	17:27:56.402	
7 -							1:39.901	73.87	1.266	17:29:36.303	
8 -							1:39.037	<b>(2)</b> 74.51	0.402	17:31:15.340	
<b>9 -</b>							<b>1:38.635</b>	<b>(1)</b> <b>74.82</b>		<b>17:32:53.975</b>	
10 -							1:42.731	71.83	4.096	17:34:36.706	
11 -							1:40.156	73.68	1.521	17:36:16.862	

<b>P18 44</b>		<b>Robin RILEY</b>		Scirocco - AWM Warranty Direct							
LAP	SECTOR 1		SECTOR 2		SECTOR 3		LAP TIME	MPH	DIFF	TIME OF DAY	
1 -	1:00.365	88.8	26.168	90.0	19.637	95.8	1:46.170	69.51	7.525	17:24:02.651	
2 -	57.443	89.3	25.301	90.1	19.304	96.8	1:42.048	72.31	3.403	17:25:44.699	
3 -	57.083	90.0	25.111	89.8	18.903	96.6	1:41.097	72.99	2.452	17:27:25.796	
4 -	55.732	89.3	25.119	<b>90.3</b>	18.732	97.3	1:39.583	74.10	0.938	17:29:05.379	
5 -	55.552	90.4	25.309	89.8	18.790	97.5	1:39.651	74.05	1.006	17:30:45.030	
6 -	55.431	<b>90.5</b>	24.914	89.5	18.848	97.1	1:39.193	<b>(3)</b> 74.40	0.548	17:32:24.223	
7 -	55.158	90.1	<b>24.901</b>	89.7	18.641	<b>97.8</b>	1:38.700	<b>(2)</b> 74.77	0.055	17:34:02.923	
<b>8 -</b>	<b>54.967</b>	90.4	25.082	89.0	<b>18.596</b>	97.6	<b>1:38.645</b>	<b>(1)</b> <b>74.81</b>		<b>17:35:41.568</b>	

<b>P19 9</b>		<b>David FAIRBROTHER</b>		Scirocco - Slidesports							
LAP	SECTOR 1		SECTOR 2		SECTOR 3		LAP TIME	MPH	DIFF	TIME OF DAY	
1 -	56.729	<b>90.6</b>	24.846	<b>92.0</b>	18.804	<b>98.5</b>	1:40.379	73.52	1.651	17:19:17.723	
2 -	55.753	87.7	25.080	89.7	18.731	97.2	1:39.564	74.12	0.836	17:20:57.287	

Weather / Track : Bright / Dry

Rockingham ISS Long  
Circuit Length = 2.0500 miles  
Start: 17:15 Flag 17:35 End: 17:37

# Milltek Sport Volkswagen Racing Cup

## QUALIFYING - RACE 1 - ROUND 3 - SECTOR ANALYSIS

SECTOR 1 = FL to I1, SECTOR 2 = I1 to I2, SECTOR 3 = I2 to FL, DIFF = Difference To Personal Best Lap

3 -	<b>55.258</b>	87.6	<b>24.806</b>	89.7	<b>18.664</b>	96.5	<b>1:38.728 (1)</b>	<b>74.75</b>			<b>17:22:36.015</b>
4 -	55.295	88.4	24.928	89.4	18.701	96.4	1:38.924 (2)	74.60	0.196		17:24:14.939
5 -	55.318	87.1	25.227	87.8	19.449	96.6	1:39.994	73.80	1.266		17:25:54.933
6 -	55.315	89.1	25.317	88.6	18.843	96.2	1:39.475 (3)	74.18	0.747		17:27:34.408
7 -	56.111	89.2	25.245	88.5	18.960	96.1	1:40.316	73.56	1.588		17:29:14.724
8 -	55.585	88.1	25.193	87.9	19.150	95.3	1:39.928	73.85	1.200		17:30:54.652
9 -	1:00.465	87.7	25.249	89.0	19.031	95.0	1:44.745	70.45	6.017		17:32:39.397
10 -	55.539	88.3	25.213	88.1	18.943	95.1	1:39.695	74.02	0.967		17:34:19.092
11 -	55.767	87.7	25.440	88.3	19.045	96.6	1:40.252	73.61	1.524		17:35:59.344

P20 97		Richard WALKER				Golf GTI -					
LAP	SECTOR 1		SECTOR 2		SECTOR 3		LAP TIME	MPH	DIFF	TIME OF DAY	
1 -	57.922	90.8	25.676	91.4	19.257	97.8	1:42.855	71.75	4.037	17:19:59.213	
2 -	1:00.482	73.3	27.291	81.3	20.347	97.8	1:48.120	68.25	9.302	17:21:47.333	
3 -	56.162	90.6	24.769	91.0	18.737	98.2	1:39.668 (2)	74.04	0.850	17:23:27.001	
4 -	1:09.970	73.0	29.671	86.8	19.621	97.6	1:59.262	61.88	20.444	17:25:26.263	
5 -	56.110	90.1	24.847	91.5	18.788	97.8	1:39.745	73.98	0.927	17:27:06.008	
6 -	1:06.535	90.1	27.049	81.5	19.938	95.3	1:53.522	65.00	14.704	17:28:59.530	
7 -	56.328	90.5	24.756	91.4	<b>18.604</b>	98.2	1:39.688 (3)	74.03	0.870	17:30:39.218	
8 -	1:09.885	80.3	30.517	56.2	23.092	91.4	2:03.494	59.75	24.676	17:32:42.712	
9 -	1:12.394	90.6	25.999	75.5	19.771	98.3	1:58.164	62.45	19.346	17:34:40.876	
10 -	<b>55.551</b>	<b>91.3</b>	<b>24.607</b>	<b>92.4</b>	18.660	<b>98.5</b>	<b>1:38.818 (1)</b>	<b>74.68</b>		<b>17:36:19.694</b>	

P21 17		Tim SNAYLAM				Scirocco - AWM Warranty Direct					
LAP	SECTOR 1		SECTOR 2		SECTOR 3		LAP TIME	MPH	DIFF	TIME OF DAY	
1 -	58.207	87.8	25.447	87.0	19.576	95.4	1:43.230	71.49	3.911	17:19:48.603	
2 -	56.556	<b>88.1</b>	25.086	88.0	18.991	95.3	1:40.633 (3)	73.33	1.314	17:21:29.236	
3 -	56.502	87.4	25.217	87.3	18.972	<b>95.7</b>	1:40.691	73.29	1.372	17:23:09.927	
4 -	56.796	86.7	25.150	<b>88.5</b>	19.171	94.3	1:41.117	72.98	1.798	17:24:51.044	
5 -	56.065	87.0	<b>24.611</b>	88.1	18.873	94.3	1:39.549 (2)	74.13	0.230	17:26:30.593	
6 -	<b>55.545</b>	86.0	24.992	87.7	<b>18.782</b>	95.3	<b>1:39.319 (1)</b>	<b>74.30</b>		<b>17:28:09.912</b>	
7 -	57.482	75.7	30.373	61.1	IN PIT		1:49.006 P	67.70	9.687	17:29:58.918	

P22 77		George WHITE				Scirocco - KPM Racing					
LAP	SECTOR 1		SECTOR 2		SECTOR 3		LAP TIME	MPH	DIFF	TIME OF DAY	
1 -	1:00.740	79.3	31.346	61.2	21.621	91.9	1:53.707	64.90	14.245	17:20:09.558	
2 -	57.259	85.0	25.641	86.2	18.880	92.6	1:41.780	72.50	2.318	17:21:51.338	
3 -	56.277	85.9	25.139	87.2	18.723	93.8	1:40.139	73.69	0.677	17:23:31.477	
4 -	<b>55.743</b>	87.3	25.093	87.7	18.626	94.5	<b>1:39.462 (1)</b>	<b>74.19</b>		<b>17:25:10.939</b>	
5 -	56.256	<b>88.7</b>	25.098	<b>89.0</b>	18.649	95.1	1:40.003	73.79	0.541	17:26:50.942	
6 -	56.351	<b>88.7</b>	25.771	88.7	18.901	94.6	1:41.023	73.05	1.561	17:28:31.965	
7 -	56.023	87.4	25.171	88.3	<b>18.609</b>	94.6	1:39.803 (3)	73.94	0.341	17:30:11.768	
8 -	56.082	<b>88.7</b>	25.159	87.4	18.757	95.1	1:39.998	73.80	0.536	17:31:51.766	
9 -	56.028	88.1	<b>24.981</b>	88.5	18.730	<b>95.5</b>	1:39.739 (2)	73.99	0.277	17:33:31.505	
10 -	57.987	87.9	25.340	86.7	19.318	93.8	1:42.645	71.89	3.183	17:35:14.150	
11 -	1:11.638	65.4	31.161	66.7	IN PIT		2:05.776 P	58.67	26.314	17:37:19.926	

P23 88		James PILE				Golf GTI - Slidesports					
LAP	SECTOR 1		SECTOR 2		SECTOR 3		LAP TIME	MPH	DIFF	TIME OF DAY	
1 -	1:03.854	75.8	28.360	73.3	20.897	93.8	1:53.111	65.24	13.372	17:19:37.906	
2 -	59.168	86.3	25.554	88.5	19.630	93.8	1:44.352	70.72	4.613	17:21:22.258	
3 -	57.543	86.3	25.940	86.0	19.205	92.5	1:42.688	71.86	2.949	17:23:04.946	
4 -	56.491	87.1	25.346	86.2	18.949	<b>94.9</b>	1:40.786	73.22	1.047	17:24:45.732	
5 -	56.197	<b>87.7</b>	25.239	86.7	18.659	93.3	1:40.095	73.72	0.356	17:26:25.827	
6 -	56.492	87.0	<b>24.816</b>	88.0	18.661	93.4	1:39.969	73.82	0.230	17:28:05.796	
7 -	55.501	87.6	24.930	85.9	18.762	93.8	1:39.193 D	74.40		17:29:44.989	
8 -	<b>55.414</b>	87.3	25.534	85.8	18.791	93.4	<b>1:39.739 (1)</b>	<b>73.99</b>		<b>17:31:24.728</b>	
9 -	55.867	86.7	25.195	86.1	18.687	94.2	1:39.749 (2)	73.98	0.010	17:33:04.477	
10 -	1:01.146	86.3	25.362	85.4	<b>18.645</b>	93.7	1:45.153	70.18	5.414	17:34:49.630	
11 -	55.745	87.1	25.269	86.3	18.878	93.5	1:39.892 (3)	73.87	0.153	17:36:29.522	

Weather / Track : Bright / Dry

Rockingham ISS Long  
Circuit Length = 2.0500 miles  
Start: 17:15 Flag 17:35 End: 17:37



# Milltek Sport Volkswagen Racing Cup

## QUALIFYING - RACE 1 - ROUND 3 - SECTOR ANALYSIS

SECTOR 1 = FL to I1, SECTOR 2 = I1 to I2, SECTOR 3 = I2 to FL, DIFF = Difference To Personal Best Lap

P24 51		Simon ANDREWS		Golf GTI - AWM Warranty Direct						
LAP	SECTOR 1		SECTOR 2		SECTOR 3		LAP TIME	MPH	DIFF	TIME OF DAY
1 -	1:04.552	84.8	29.176	77.6	20.941	93.5	1:54.669	64.35	13.851	17:19:56.273
2 -	1:00.451	89.2	25.855	87.4	19.449	95.7	1:45.755	69.78	4.937	17:21:42.028
3 -	58.204	90.4	25.574	86.3	19.577	95.8	1:43.355	71.40	2.537	17:23:25.383
4 -	57.586	89.1	26.212	81.3	21.167	82.7	1:44.965	70.30	4.147	17:25:10.348
5 -	1:02.300	84.5	27.765	81.3	20.542	81.3	1:50.607	66.72	9.789	17:27:00.955
6 -	58.949	90.4	25.402	<b>90.9</b>	19.455	95.8	1:43.806	71.09	2.988	17:28:44.761
7 -	57.127	90.4	25.241	89.2	19.378	96.2	1:41.746 (3)	72.53	0.928	17:30:26.507
8 -	57.733	88.3	25.370	<b>90.9</b>	19.102	<b>96.5</b>	1:42.205	72.20	1.387	17:32:08.712
9 -	<b>56.605</b>	90.1	<b>25.155</b>	90.3	<b>19.058</b>	96.4	<b>1:40.818 (1)</b>	<b>73.20</b>		<b>17:33:49.530</b>
10 -	57.421	90.4	25.328	90.0	19.456	96.0	1:42.205	72.20	1.387	17:35:31.735
11 -	56.859	<b>90.8</b>	25.558	89.4	19.178	95.8	1:41.595 (2)	72.64	0.777	17:37:13.330

P25 40		Simon TOMLINSON		Golf GTI - AWM Warranty Direct						
LAP	SECTOR 1		SECTOR 2		SECTOR 3		LAP TIME	MPH	DIFF	TIME OF DAY
1 -	1:00.708	<b>91.6</b>	26.075	90.8	19.713	<b>97.9</b>	1:46.496	69.29	5.644	17:19:43.731
2 -	57.785	89.9	25.155	<b>91.0</b>	19.255	97.5	1:42.195	72.21	1.343	17:21:25.926
3 -	57.237	89.4	25.449	90.9	19.148	95.1	1:41.834	72.47	0.982	17:23:07.760
4 -	56.480	91.0	25.224	90.3	19.373	96.0	1:41.077 (2)	73.01	0.225	17:24:48.837
5 -	57.435	90.6	<b>24.869</b>	90.8	<b>19.066</b>	96.4	1:41.370	72.80	0.518	17:26:30.207
6 -	57.440	90.1	25.335	89.2	19.181	95.5	1:41.956	72.38	1.104	17:28:12.163
7 -	<b>56.121</b>	90.6	25.243	90.6	19.488	95.5	<b>1:40.852 (1)</b>	<b>73.17</b>		<b>17:29:53.015</b>
8 -	56.413	90.5	25.742	85.4	20.533	95.8	1:42.688	71.86	1.836	17:31:35.703
9 -	56.957	91.1	25.029	90.0	19.257	97.2	1:41.243 (3)	72.89	0.391	17:33:16.946
10 -	1:04.382	83.4	28.867	74.2	IN PIT		1:53.279 P	65.14	12.427	17:35:10.225

P26 31		Paul DEHADRAY		Scirocco - JWB Motorsport						
LAP	SECTOR 1		SECTOR 2		SECTOR 3		LAP TIME	MPH	DIFF	TIME OF DAY
1 -	59.119	81.6	26.888	88.6	19.792	92.8	1:45.799	69.75	4.732	17:19:53.491
2 -	58.480	88.1	25.575	87.7	19.170	95.0	1:43.225	71.49	2.158	17:21:36.716
3 -	57.022	87.8	25.390	86.8	19.407	95.0	1:41.819	72.48	0.752	17:23:18.535
4 -	56.866	<b>88.7</b>	<b>25.129</b>	<b>89.1</b>	19.072	95.4	<b>1:41.067 (1)</b>	<b>73.02</b>		<b>17:24:59.602</b>
5 -	58.054	88.1	25.521	87.0	19.098	95.7	1:42.673	71.87	1.606	17:26:42.275
6 -	56.957	84.5	25.507	86.8	19.351	94.5	1:41.815	72.48	0.748	17:28:24.090
7 -	56.936	86.7	25.468	87.3	<b>18.946</b>	95.7	1:41.350 (3)	72.81	0.283	17:30:05.440
8 -	58.923	87.4	26.056	87.1	19.306	94.5	1:44.285	70.76	3.218	17:31:49.725
9 -	<b>56.523</b>	87.7	25.443	87.3	19.184	94.9	1:41.150 (2)	72.96	0.083	17:33:30.875
10 -	1:00.650	87.4	26.590	86.0	IN PIT		1:44.819 P	70.40	3.752	17:35:15.694

P27 18		Craig MASON		Golf GTI - AWM Warranty Direct						
LAP	SECTOR 1		SECTOR 2		SECTOR 3		LAP TIME	MPH	DIFF	TIME OF DAY
1 -	1:00.016	86.1	26.625	88.8	21.530	91.9	1:48.171	68.22	6.210	17:19:54.628
2 -	1:00.102	88.6	26.317	81.8	19.794	<b>97.1</b>	1:46.213	69.48	4.252	17:21:40.841
3 -	58.336	<b>89.1</b>	26.034	90.3	19.485	96.0	1:43.855	71.06	1.894	17:23:24.696
4 -	57.950	88.3	25.653	89.7	19.388	96.1	1:42.991	71.65	1.030	17:25:07.687
5 -	58.777	88.1	26.484	<b>90.4</b>	19.351	95.8	1:44.612	70.54	2.651	17:26:52.299
6 -	57.730	88.6	25.671	89.5	19.398	96.1	1:42.799 (3)	71.79	0.838	17:28:35.098
7 -	57.503	88.5	25.734	89.4	19.555	96.4	1:42.792 (2)	71.79	0.831	17:30:17.890
8 -	<b>57.274</b>	88.6	<b>25.430</b>	89.4	<b>19.257</b>	95.8	<b>1:41.961 (1)</b>	<b>72.38</b>		<b>17:31:59.851</b>
9 -	1:00.704	80.9	29.530	49.0	IN PIT		1:51.072 P	66.44	9.111	17:33:50.923

P28 69		Mark CLYNES		Scirocco - JWB Motorsport						
LAP	SECTOR 1		SECTOR 2		SECTOR 3		LAP TIME	MPH	DIFF	TIME OF DAY
1 -	1:00.544	<b>85.2</b>	26.185	<b>85.7</b>	20.368	92.1	1:47.097	68.90	4.492	17:19:54.911
2 -	1:00.200	84.2	25.731	84.5	19.301	91.6	1:45.232	70.13	2.627	17:21:40.143
3 -	<b>57.604</b>	83.2	25.602	85.4	19.399	91.6	<b>1:42.605 (1)</b>	<b>71.92</b>		<b>17:23:22.748</b>
4 -	58.056	83.2	25.592	85.5	19.426	91.3	1:43.074	71.59	0.469	17:25:05.822
5 -	57.997	82.5	25.657	85.5	19.610	90.9	1:43.264	71.46	0.659	17:26:49.086
6 -	57.668	83.2	25.703	85.2	<b>19.288</b>	88.8	1:42.659 (2)	71.88	0.054	17:28:31.745

Weather / Track : Bright / Dry

Rockingham ISS Long  
Circuit Length = 2.0500 miles  
Start: 17:15 Flag 17:35 End: 17:37

# Milltek Sport Volkswagen Racing Cup

## QUALIFYING - RACE 1 - ROUND 3 - SECTOR ANALYSIS

SECTOR 1 = FL to I1, SECTOR 2 = I1 to I2, SECTOR 3 = I2 to FL, DIFF = Difference To Personal Best Lap

7 -	58.113	84.0	25.827	84.2	IN PIT		1:40.213	<b>P</b>	73.64		17:30:11.958
8 -	OUTLAP	84.5	25.594	<b>85.7</b>	19.677	<b>92.3</b>	2:49.121		43.63	1:06.516	17:33:01.079
9 -	58.469	85.0	<b>25.464</b>	<b>85.7</b>	19.336	91.4	1:43.269		71.46	0.664	17:34:44.348
10 -	57.847	85.1	25.506	85.3	19.511	91.6	1:42.864	<b>(3)</b>	71.74	0.259	17:36:27.212

<b>P29 46</b>		<b>Andrew SMITH</b>		Beetle - Brooklands Garage									
LAP	SECTOR 1	SECTOR 2	SECTOR 3	LAP TIME	MPH	DIFF	TIME OF DAY						
1 -	1:05.763	<b>76.2</b>	28.575	<b>79.7</b>	21.083	<b>89.0</b>	1:55.421	63.93	6.069	17:20:03.133			
2 -	1:03.325	70.3	27.887	77.5	20.743	88.6	1:51.955	<b>(3)</b>	65.91	2.603	17:21:55.088		
3 -	1:01.390	70.4	<b>27.044</b>	74.0	20.933	<b>89.0</b>	1:49.367	<b>(2)</b>	67.47	0.015	17:23:44.455		
<b>4 -</b>	<b>1:01.301</b>	70.8	27.441	75.4	<b>20.610</b>	88.4	<b>1:49.352</b>	<b>(1)</b>	<b>67.48</b>		<b>17:25:33.807</b>		

# Milltek Sport Volkswagen Racing Cup

## QUALIFYING - RACE 1 - ROUND 3 - BEST SECTORS

SECTOR 1			SECTOR 2			SECTOR 3			IDEAL / BEST COMPARISON						
POS	NO	NAME	TIME	NO	NAME	TIME	NO	NAME	TIME	POS	NO	NAME	IDEAL	BEST	DIFF
1	13	FULBROOK	53.821	13	FULBROOK	24.259	13	FULBROOK	18.168				<b>PERFECT LAP</b>	<b>1:36.248</b>	
2	27	DI RESTA	54.155	4	LINES	24.264	8	MASON	18.205	1	13	FULBROOK	1:36.248	1:36.418	0.170
3	37	GREENWAY	54.289	27	DI RESTA	24.265	16	WALKER	18.247	2	27	DI RESTA	1:36.716	1:37.155	0.439
4	6	SUTTON	54.345	5	HOUSE	24.294	27	DI RESTA	18.296	3	8	MASON	1:36.905	1:37.070	0.165
5	8	MASON	54.371	8	MASON	24.329	29	PANAYIOTOU	18.312	4	16	WALKER	1:37.108	1:37.352	0.244
6	16	WALKER	54.514	16	WALKER	24.347	6	SUTTON	18.320	5	6	SUTTON	1:37.167	1:37.479	0.312
7	29	PANAYIOTOU	54.519	29	PANAYIOTOU	24.351	4	LINES	18.346	6	4	LINES	1:37.171	1:37.591	0.420
8	4	LINES	54.561	99	WALKER-TULLY	24.405	5	HOUSE	18.358	7	37	GREENWAY	1:37.176	1:37.176	0.000
9	99	WALKER-TULLY	54.661	33	ORROCK	24.476	37	GREENWAY	18.367	8	29	PANAYIOTOU	1:37.182	1:37.406	0.224
10	5	HOUSE	54.688	6	SUTTON	24.502	99	WALKER-TULLY	18.441	9	5	HOUSE	1:37.340	1:37.464	0.124
11	33	ORROCK	54.856	37	GREENWAY	24.520	33	ORROCK	18.456	10	99	WALKER-TULLY	1:37.507	1:37.656	0.149
12	44	RILEY	54.967	97	WALKER	24.607	23	GALLAGHER	18.472	11	33	ORROCK	1:37.788	1:37.981	0.193
13	41	MORGAN	55.008	17	SNAYLAM	24.611	41	MORGAN	18.484	12	41	MORGAN	1:38.165	1:38.348	0.183
14	23	GALLAGHER	55.138	41	MORGAN	24.673	44	RILEY	18.596	13	23	GALLAGHER	1:38.435	1:38.581	0.146
15	9	FAIRBROTHER	55.258	9	FAIRBROTHER	24.806	97	WALKER	18.604	14	44	RILEY	1:38.464	1:38.645	0.181
16	88	PILE	55.414	88	PILE	24.816	77	WHITE	18.609	15	9	FAIRBROTHER	1:38.728	1:38.728	0.000
17	17	SNAYLAM	55.545	23	GALLAGHER	24.825	88	PILE	18.645	16	97	WALKER	1:38.762	1:38.818	0.056
18	97	WALKER	55.551	40	TOMLINSON	24.869	9	FAIRBROTHER	18.664	17	88	PILE	1:38.875	1:39.739	0.864
19	77	WHITE	55.743	44	RILEY	24.901	17	SNAYLAM	18.782	18	17	SNAYLAM	1:38.938	1:39.319	0.381
20	40	TOMLINSON	56.121	77	WHITE	24.981	31	DEHADRAY	18.946	19	77	WHITE	1:39.333	1:39.462	0.129
21	31	DEHADRAY	56.523	31	DEHADRAY	25.129	51	ANDREWS	19.058	20	40	TOMLINSON	1:40.056	1:40.852	0.796
22	51	ANDREWS	56.605	51	ANDREWS	25.155	40	TOMLINSON	19.066	21	31	DEHADRAY	1:40.598	1:41.067	0.469
23	18	MASON	57.274	18	MASON	25.430	18	MASON	19.257	22	51	ANDREWS	1:40.818	1:40.818	0.000
24	69	CLYNES	57.604	69	CLYNES	25.464	69	CLYNES	19.288	23	18	MASON	1:41.961	1:41.961	0.000
25	46	SMITH	1:01.301	46	SMITH	27.044	46	SMITH	20.610	24	69	CLYNES	1:42.356	1:42.605	0.249
26										25	46	SMITH	1:48.955	1:49.352	0.397
27										26	47	BARLEY		1:37.698	
28										27	22	FULLER		1:37.094	
29										28	98	HAMILTON		1:37.894	
										29	12	RUDD		1:38.635	

Weather / Track : Bright / Dry

Results can be found at [www.tsl-timing.com](http://www.tsl-timing.com)

Rockingham ISS Long  
Circuit Length = 2.0500 miles  
Start: 17:15 Flag 17:35 End: 17:37

Printed - 17:40 Sunday, 04 May 2014

# Milltek Sport Volkswagen Racing Cup

## QUALIFYING - RACE 1 - ROUND 3 - BEST SPEEDS

POS	SECTOR 1			SECTOR 2			FINISH LINE		
	NO	NAME	MPH	NO	NAME	MPH	NO	NAME	MPH
1	40	Simon TOMLINSON	91.6	97	Richard WALKER	92.4	41	Sam MORGAN	99.5
2	41	Sam MORGAN	91.3	9	David FAIRBROTHER	92.0	8	Aaron MASON	98.9
3	97	Richard WALKER	91.3	8	Aaron MASON	91.4	9	David FAIRBROTHER	98.5
4	16	James WALKER	91.1	41	Sam MORGAN	91.4	99	Jack WALKER-TULLY	98.5
5	8	Aaron MASON	90.9	99	Jack WALKER-TULLY	91.4	27	Richard WALKER	98.5
6	51	Simon ANDREWS	90.8	40	Simon TOMLINSON	91.0	29	Chris PANAYIOTOU	98.3
7	9	David FAIRBROTHER	90.6	29	Chris PANAYIOTOU	90.9	37	James GREENWAY	98.3
8	37	James GREENWAY	90.6	51	Simon ANDREWS	90.9	13	Joe FULBROOK	98.2
9	44	Robin RILEY	90.5	13	Joe FULBROOK	90.8	16	James WALKER	98.2
10	13	Joe FULBROOK	90.4	16	James WALKER	90.6	40	Simon TOMLINSON	97.9
11	29	Chris PANAYIOTOU	90.4	4	Stewart LINES	90.5	44	Robin RILEY	97.8
12	99	Jack WALKER-TULLY	90.1	18	Craig MASON	90.4	27	Stefan DI RESTA	97.5
13	6	David SUTTON	89.4	27	Stefan DI RESTA	90.3	4	Stewart LINES	97.3
14	27	Stefan DI RESTA	89.3	44	Robin RILEY	90.3	18	Craig MASON	97.1
15	4	Stewart LINES	89.1	37	James GREENWAY	89.9	6	David SUTTON	96.9
16	18	Craig MASON	89.1	6	David SUTTON	89.8	51	Simon ANDREWS	96.5
17	5	Philip HOUSE	89.0	33	Lucas ORROCK	89.5	31	Paul DEHADRAY	96.2
18	31	Paul DEHADRAY	88.7	31	Paul DEHADRAY	89.1	23	Kieran GALLAGHER	96.1
19	77	George WHITE	88.7	77	George WHITE	89.0	33	Lucas ORROCK	96.0
20	23	Kieran GALLAGHER	88.6	88	James PILE	89.0	17	Tim SNAYLAM	95.7
21	33	Lucas ORROCK	88.3	5	Philip HOUSE	88.7	77	George WHITE	95.5
22	17	Tim SNAYLAM	88.1	17	Tim SNAYLAM	88.5	5	Philip HOUSE	95.4
23	88	James PILE	87.7	23	Kieran GALLAGHER	88.1	88	James PILE	94.9
24	69	Mark CLYNES	85.2	69	Mark CLYNES	85.7	69	Mark CLYNES	92.3
25	46	Andrew SMITH	76.2	46	Andrew SMITH	79.7	46	Andrew SMITH	89.0
26									
27									
28									
29									

Weather / Track : Bright / Dry

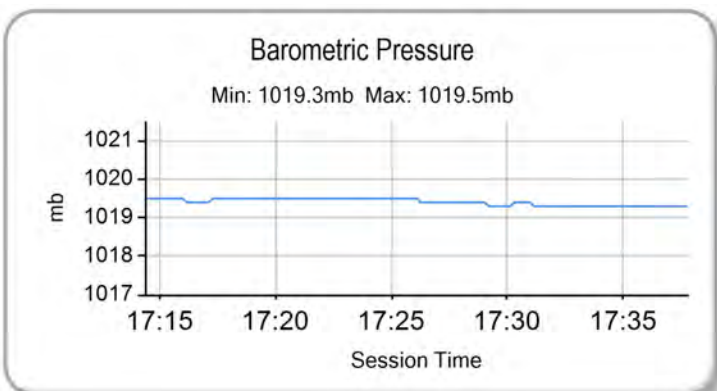
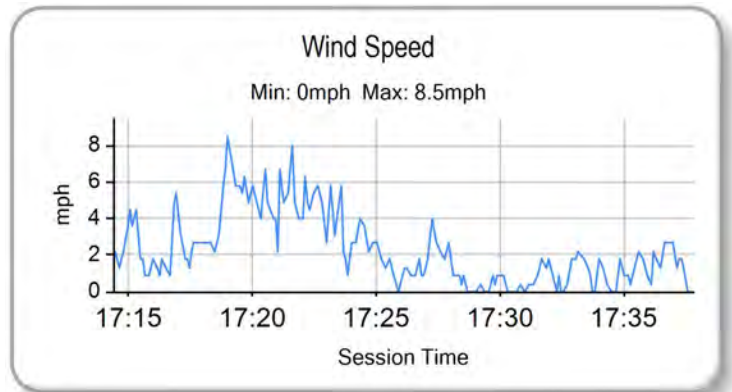
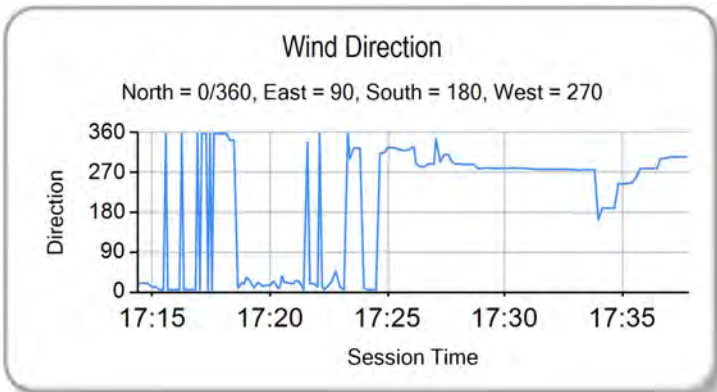
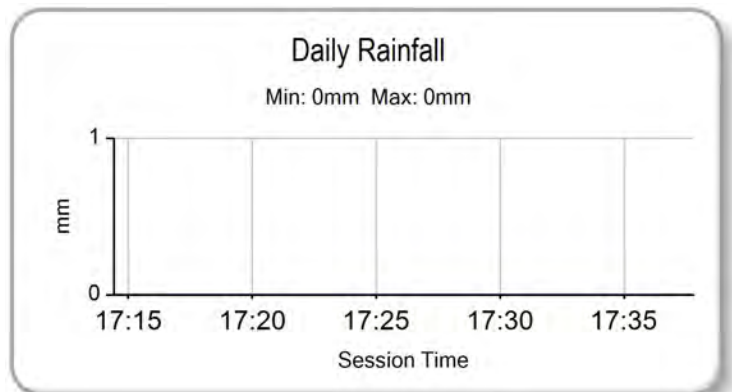
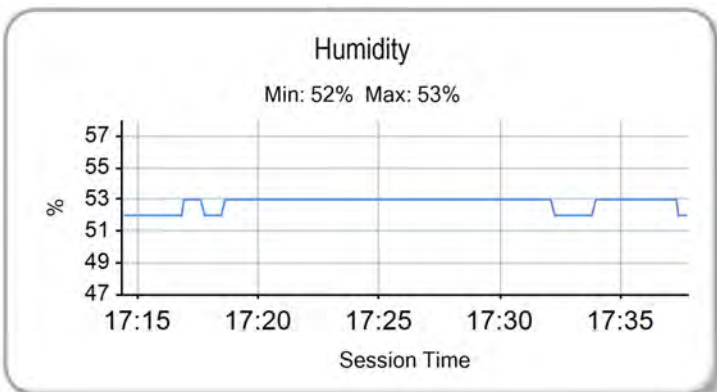
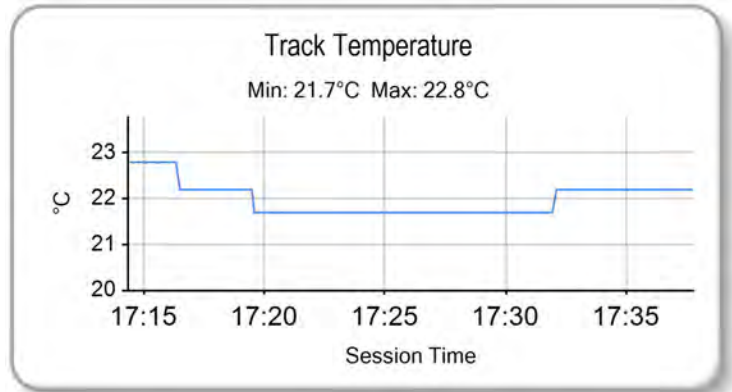
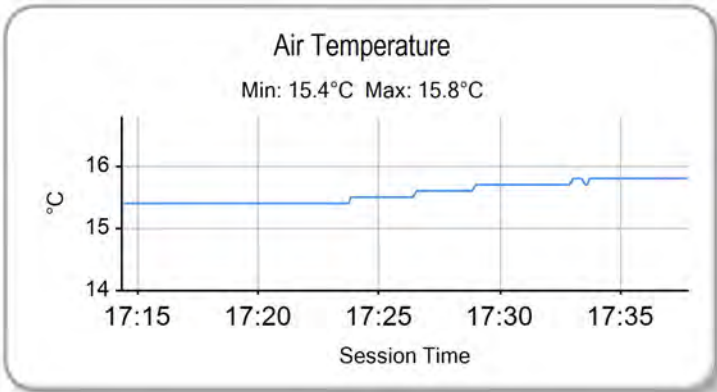
Results can be found at [www.tsl-timing.com](http://www.tsl-timing.com)

Rockingham ISS Long  
Circuit Length = 2.0500 miles  
Start: 17:15 Flag 17:35 End: 17:37

Printed - 17:40 Sunday, 04 May 2014

# Milltek Sport Volkswagen Racing Cup

## QUALIFYING - RACE 1 - ROUND 3 - WEATHER CONDITIONS



Weather / Track : Bright / Dry

Results can be found at [www.tsl-timing.com](http://www.tsl-timing.com)

Rockingham ISS Long  
Circuit Length = 2.0500 miles  
Start: 17:15 Flag 17:35 End: 17:37

Printed - 17:41 Sunday, 04 May 2014

## Milltek Sport Volkswagen Racing Cup RACE 1 - ROUND 3 - GRID - AMENDED

ROW 16			31	22	Howard FULLER				+ 10 Seconds		
ROW 15			30	2	Adam WEAVER		29	14	Josh CAYGILL		
ROW 14	28	1:49.352	46	Andrew SMITH		27	1:42.605	69	Mark CLYNES		
ROW 13			26	1:41.961	18	Craig MASON		25	1:41.067	31	Paul DEHADRAY
ROW 12	24	1:40.852	40	Simon TOMLINSON		23	1:40.818	51	Simon ANDREWS		
ROW 11			22	1:39.739	88	James PILE		21	1:39.462	77	George WHITE
ROW 10	20	1:39.319	17	Tim SNAYLAM		19	1:38.818	97	Richard WALKER		
ROW 9			18	1:38.728	9	David FAIRBROTHER		17	1:38.645	44	Robin RILEY
ROW 8	16	1:38.635	12	Simon RUDD		15	1:38.581	23	Kieran GALLAGHER		
ROW 7			14	1:38.348	41	Sam MORGAN		13	1:37.981	33	Lucas ORROCK
ROW 6	12	1:37.894	98	Matt HAMILTON		11	1:37.698	47	Tom BARLEY		
ROW 5			10	1:37.656	99	Jack WALKER-TULLY		9	1:37.591	4	Stewart LINES
ROW 4	8	1:37.479	6	David SUTTON		7	1:37.464	5	Philip HOUSE		
ROW 3			6	1:37.406	29	Chris PANAYIOTOU		5	1:37.352	16	James WALKER
ROW 2	4	1:37.176	37	James GREENWAY		3	1:37.155	27	Stefan DI RESTA		
ROW 1			2	1:37.070	8	Aaron MASON		1	1:36.418	13	Joe FULBROOK
											<b>Pole</b>

Rockingham ISS Long  
Circuit Length = 2.0500 miles

These results are provisional until the conclusion of any judicial and technical matters.

Clerk Of Course :		Timekeeper :	
-------------------	--	--------------	--

## Milltek Sport Volkswagen Racing Cup RACE 1 - ROUND 3 - CLASSIFICATION

POS	NO	NAME	ENTRY	LAPS	TIME	GAP	DIFF	MPH	BEST	ON
1	8	Aaron MASON	Scirocco - AWM Warranty Direct	13	21:21.698			74.85	1:37.234	5
2	6	David SUTTON	Scirocco - Slidesports	13	21:22.557	0.859	0.859	74.80	1:37.263	3
3	27	Stefan DI RESTA	Scirocco - JWB Motorsport	13	21:22.875	1.177	0.318	74.78	1:36.761	4
4	37	James GREENWAY	Scirocco - AWM Warranty Direct	13	21:28.479	6.781	5.604	74.45	1:37.270	4
5	47	Tom BARLEY	Golf GTI - Team Hard	13	21:29.480	7.782	1.001	74.40	1:37.354	3
6	5	Philip HOUSE	Scirocco - PH Motorsport	13	21:35.383	13.685	5.903	74.06	1:37.386	3
7	33	Lucas ORROCK	Scirocco - KPM Racing	13	21:35.871	14.173	0.488	74.03	1:37.659	3
8	14	Josh CAYGILL	Scirocco - AWM Warranty Direct	13	21:43.155	21.457	7.284	73.62	1:37.293	9
9	9	David FAIRBROTHER	Scirocco - Slidesports	13	21:46.724	25.026	3.569	73.42	1:38.215	5
10	4	Stewart LINES	Golf GTI - Maximum Motorsport	13	21:51.533	29.835	4.809	73.15	1:38.236	3
11	97	Richard WALKER	Golf GTI -	13	21:55.224	33.526	3.691	72.94	1:39.246	8
12	16	James WALKER	Golf GTI - Milltek Sport	13	21:55.405	33.707	0.181	72.93	1:37.225	5
13	41	Sam MORGAN	Golf GTI - KPM Racing	13	21:57.289	35.591	1.884	72.83	1:38.035	6
14	12	Simon RUDD	Golf GTI - Team Hard	13	21:58.471	36.773	1.182	72.76	1:38.426	5
15	44	Robin RILEY	Scirocco - AWM Warranty Direct	13	22:08.465	46.767	9.994	72.21	1:39.440	10
16	17	Tim SNAYLAM	Scirocco - AWM Warranty Direct	13	22:11.331	49.633	2.866	72.06	1:39.803	5
17	88	James PILE	Golf GTI - Slidesports	13	22:11.770	50.072	0.439	72.03	1:39.354	5
18	77	George WHITE	Scirocco - KPM Racing	13	22:15.183	53.485	3.413	71.85	1:39.377	10
19	23	Kieran GALLAGHER	Golf GTI - Team Hard	13	22:17.170	55.472	1.987	71.74	1:38.548	6
20	31	Paul DEHADRAY	Scirocco - JWB Motorsport	13	22:20.319	58.621	3.149	71.57	1:39.695	10
21	18	Craig MASON	Golf GTI - AWM Warranty Direct	13	22:27.945	1:06.247	7.626	71.17	1:41.496	9
22	40	Simon TOMLINSON	Golf GTI - AWM Warranty Direct	13	22:28.106	1:06.408	0.161	71.16	1:40.774	4
23	22 *	Howard FULLER	Golf GTI - Team Hard	13	22:36.498	1:14.800	8.392	70.72	1:37.489	11
24	69	Mark CLYNES	Scirocco - JWB Motorsport	13	22:38.710	1:17.012	2.212	70.61	1:41.431	5
25	46	Andrew SMITH	Beetle - Brooklands Garage	13	22:54.079	1:32.381	15.369	69.82	1:43.186	5
26	13	Joe FULBROOK	Golf GTI - AWM Warranty Direct	12	21:43.268	1 Lap	1 Lap	67.95	1:36.945	5
27	2	Adam WEAVER	Golf GTI - Power Maxed Racing	12	22:22.501	1 Lap	39.233	65.96	1:45.774	2

### NOT CLASSIFIED

DNF	99	Jack WALKER-TULLY	Scirocco - Cooke & Mason	12	20:13.076	1 Lap		73.00	1:37.273	3
DNF	51	Simon ANDREWS	Golf GTI - AWM Warranty Direct	10	17:36.291	3 Laps	2 Laps	69.86	1:40.848	5
DNF	98	Matt HAMILTON	Golf GTI - THM Racing	9	16:00.673	4 Laps	1 Lap	69.13	1:38.728	3
DNF	29	Chris PANAYIOTOU	Scirocco - Maximum Motorsport	7	11:37.828	6 Laps	2 Laps	74.02	1:37.249	4

### FASTEST LAP

27	Stefan DI RESTA	Scirocco - JWB Motorsport	4	1:36.761	76.27 mph	122.74 kph
----	-----------------	---------------------------	---	----------	-----------	------------

\* Car 22 - 5 Second penalty, track limits.

\* Car 22 - 30 Second penalty, track limits.

Weather / Track : Bright / Dry

These results are provisional until the conclusion of any judicial and technical matters.

Rockingham ISS Long

Circuit Length = 2.0500 miles

Start: 09:56 Flag 10:18 End: 10:19

Clerk Of Course :		Timekeeper :	
-------------------	--	--------------	--

# Milltek Sport Volkswagen Racing Cup

## RACE 1 - ROUND 3 - LAP CHART

LAP 1			LAP 2			LAP 3			LAP 4			LAP 5		
NO	BEHIND	LAP TIME	NO	BEHIND	LAP TIME	NO	BEHIND	LAP TIME	NO	BEHIND	LAP TIME	NO	BEHIND	LAP TIME
8		1:45.617	8		1:37.635	8		1:37.518	8		1:37.518	8		1:37.234
6	0.821	1:46.438	6	0.733	1:37.547	6	0.478	1:37.263	6	0.371	1:37.411	13	0.311	1:36.945
13	1.260	1:46.877	13	1.113	1:37.488	13	0.840	1:37.245	13	0.600	1:37.278	6	1.494	1:38.357
37	2.246	1:47.863	37	2.173	1:37.562	37	2.124	1:37.469	37	1.876	1:37.270	37	2.187	1:37.545
29	3.037	1:48.654	29	3.061	1:37.659	27	3.042	1:37.030	27	2.285	1:36.761	27	2.583	1:37.532
4	3.760	1:49.377	27	3.530	1:37.200	29	3.471	1:37.928	29	3.202	1:37.249	29	3.550	1:37.582
27	3.965	1:49.582	5	4.145	1:37.454	5	4.013	1:37.386	99	4.623	1:37.757	99	5.502	1:38.113
5	4.326	1:49.943	99	4.629	1:37.591	99	4.384	1:37.273	5	4.640	1:38.145	47	6.166	1:38.191
99	4.673	1:50.290	47	5.229	1:37.669	47	5.065	1:37.354	47	5.209	1:37.662	5	6.537	1:39.131
47	5.195	1:50.812	4	6.401	1:40.276	4	7.119	1:38.236	16	7.523	1:37.757	16	7.514	1:37.225
98	6.464	1:52.081	16	7.563	1:37.928	16	7.284	1:37.239	4	8.475	1:38.874	4	9.994	1:38.753
16	7.270	1:52.887	98	8.276	1:39.447	98	9.486	1:38.728	98	11.331	1:39.363	33	13.641	1:38.660
9	8.212	1:53.829	33	11.874	1:40.808	33	12.015	1:37.659	33	12.215	1:37.718	98	14.085	1:39.988
33	8.701	1:54.318	23	12.362	1:40.388	23	14.691	1:39.847	23	15.919	1:38.746	9	17.649	1:38.215
23	9.609	1:55.226	22	12.679	1:38.855	9	15.441	1:38.473	9	16.668	1:38.745	23	18.045	1:39.360
97	10.252	1:55.869	97	13.592	1:40.975	97	16.666	1:40.592	97	18.918	1:39.770	14	21.736	1:37.703
22	11.459	1:57.076	9	14.486	1:43.909	14	20.886	1:39.749	14	21.267	1:37.899	97	22.551	1:40.867
88	12.230	1:57.847	18	16.859	1:42.225	18	22.366	1:43.025	17	25.509	1:40.295	17	28.078	1:39.803
18	12.269	1:57.886	88	17.391	1:42.796	17	22.732	1:41.946	88	26.168	1:40.539	88	28.288	1:39.354
14	12.704	1:58.321	17	18.304	1:42.117	88	23.147	1:43.274	18	27.970	1:43.122	12	29.518	1:38.426
44	13.502	1:59.119	14	18.655	1:43.586	12	23.400	1:41.203	12	28.326	1:42.444	41	31.495	1:39.319
17	13.822	1:59.439	12	19.715	1:41.975	77	24.094	1:41.199	77	28.580	1:42.004	18	33.116	1:42.380
77	14.496	2:00.113	77	20.413	1:43.552	44	24.548	1:40.642	44	28.883	1:41.853	44	33.507	1:41.858
31	14.940	2:00.557	44	21.424	1:45.557	31	26.100	1:41.599	41	29.410	1:39.262	31	34.029	1:40.989
12	15.375	2:00.992	31	22.019	1:44.714	40	27.531	1:42.239	31	30.274	1:41.692	40	34.571	1:41.018
40	15.892	2:01.509	40	22.810	1:44.553	41	27.666	1:40.773	40	30.787	1:40.774	77	35.084	1:43.738
51	17.079	2:02.696	51	23.655	1:44.211	51	29.118	1:42.981	51	32.676	1:41.076	51	36.290	1:40.848
46	17.918	2:03.535	41	24.411	1:40.988	46	32.730	1:44.103	22	37.520	1:38.724	22	38.028	1:37.742
41	21.058	2:06.675	46	26.145	1:45.862	69	33.380	1:42.654	69	37.620	1:41.758	69	41.817	1:41.431
69	22.244	2:07.861	69	28.244	1:43.635	22	36.314	2:01.153	46	38.940	1:43.728	46	44.892	1:43.186
2	26.086	2:11.703	2	34.225	1:45.774	2	43.735	1:47.028	2	53.846	1:47.629	2	1:04.914	1:48.302

Weather / Track : Bright / Dry

Rockingham ISS Long  
 Circuit Length = 2.0500 miles  
 Start: 09:56 Flag 10:18 End: 10:19



# Milltek Sport Volkswagen Racing Cup

## RACE 1 - ROUND 3 - LAP CHART

LAP 6			LAP 7			LAP 8			LAP 9			LAP 10		
NO	BEHIND	LAP TIME	NO	BEHIND	LAP TIME	NO	BEHIND	LAP TIME	NO	BEHIND	LAP TIME	NO	BEHIND	LAP TIME
8		1:37.767	8		1:38.611	8		1:38.724	8		1:38.137	8		1:38.206
6	1.626	1:37.899	6	1.025	1:38.010	6	0.835	1:38.534	6	0.591	1:37.893	6	0.684	1:38.299
27	3.315	1:38.499	27	2.705	1:38.001	27	2.001	1:38.020	27	1.373	1:37.509	27	1.089	1:37.922
37	4.286	1:39.866	37	4.283	1:38.608	37	4.277	1:38.718	2	1 Lap	1:52.242	37	4.775	1:38.674
29	5.512	1:39.729	29	5.928	1:39.027	47	6.010	1:38.407	37	4.307	1:38.167	47	6.172	1:38.148
47	6.400	1:38.001	47	6.327	1:38.538	16	7.592	1:39.007	47	6.230	1:38.357	5	11.850	1:38.988
99	6.913	1:39.178	99	6.904	1:38.602	99	8.002	1:39.822	16	10.624	1:41.169	16	13.031	1:40.613
16	7.553	1:37.806	16	7.309	1:38.367	5	9.169	1:38.988	5	11.068	1:40.036	33	13.641	1:38.865
5	8.700	1:39.930	5	8.905	1:38.816	33	12.230	1:37.758	33	12.982	1:38.889	2	1 Lap	1:53.429
4	12.210	1:39.983	33	13.196	1:38.064	4	15.996	1:40.312	99	13.246	1:43.381	99	19.447	1:44.407
33	13.743	1:37.869	4	14.408	1:40.809	9	18.567	1:38.792	4	17.557	1:39.698	4	19.734	1:40.383
98	15.955	1:39.637	98	17.449	1:40.105	14	20.608	1:38.485	9	19.153	1:38.723	14	20.345	1:38.787
9	18.367	1:38.485	9	18.499	1:38.743	23	22.580	1:42.175	14	19.764	1:37.293	9	20.731	1:39.784
23	18.826	1:38.548	23	19.129	1:38.914	97	25.641	1:39.246	97	27.341	1:39.837	97	28.477	1:39.342
14	21.969	1:38.000	14	20.847	1:37.489	41	32.008	1:38.392	23	28.229	1:43.786	23	32.497	1:42.474
97	24.357	1:39.573	97	25.119	1:39.373	12	32.481	1:39.495	41	32.521	1:38.650	41	32.575	1:38.260
88	30.426	1:39.905	12	31.710	1:39.539	17	36.299	1:40.105	12	32.951	1:38.607	12	33.263	1:38.518
12	30.782	1:39.031	41	32.340	1:39.188	88	36.797	1:39.583	17	38.311	1:40.149	22	39.888	1:38.621
17	31.724	1:41.413	17	34.918	1:41.805	44	37.319	1:39.694	22	39.473	1:39.041	17	40.587	1:40.482
41	31.763	1:38.035	88	35.938	1:44.123	22	38.569	1:37.630	44	39.901	1:40.719	44	41.135	1:39.440
44	35.433	1:39.693	44	36.349	1:39.527	77	43.281	1:39.651	88	40.225	1:41.565	88	41.543	1:39.524
18	38.379	1:43.030	22	39.663	1:38.554	18	44.941	1:41.692	77	45.151	1:40.007	77	46.322	1:39.377
31	38.692	1:42.430	18	41.973	1:42.205	31	45.151	1:41.312	18	48.300	1:41.496	31	50.097	1:39.695
77	38.970	1:41.653	77	42.354	1:41.995	40	45.971	1:41.536	31	48.608	1:41.594	18	53.056	1:42.962
40	39.590	1:42.786	31	42.563	1:42.482	98	46.352	2:07.627	40	49.745	1:41.911	40	53.204	1:41.665
22	39.720	1:39.459	40	43.159	1:42.180	51	46.830	1:41.062	51	50.224	1:41.531	69	1:01.834	1:43.171
51	41.147	1:42.624	51	44.492	1:41.956	69	52.337	1:42.156	69	56.869	1:42.669	51	1:09.324	1:57.306 P
69	45.878	1:41.828	69	48.905	1:41.638	46	1:02.185	1:45.124	46	1:08.469	1:44.421	46	1:14.435	1:44.172
46	50.672	1:43.547	46	55.785	1:43.724	13	1:27.529	1:40.999	98	1:11.912	2:03.697 P			
2	1:16.622	1:49.475	13	1:25.254	1:39.700				13	1:35.262	1:45.870			
13	1:24.165	3:01.621	2	1:27.080	1:49.069									

Weather / Track : Bright / Dry

Rockingham ISS Long  
Circuit Length = 2.0500 miles  
Start: 09:56 Flag 10:18 End: 10:19

# Milltek Sport Volkswagen Racing Cup

## RACE 1 - ROUND 3 - LAP CHART

LAP 11			LAP 12			LAP 13		
NO	BEHIND	LAP TIME	NO	BEHIND	LAP TIME	NO	BEHIND	LAP TIME
8		1:38.212	8		1:38.205	8		1:38.314
6	0.551	1:38.079	6	0.718	1:38.372	6	0.859	1:38.455
27	1.098	1:38.221	27	1.328	1:38.435	27	1.177	1:38.163
37	5.166	1:38.603	37	5.766	1:38.805	37	6.781	1:39.329
47	6.449	1:38.489	47	7.265	1:39.021	47	7.782	1:38.831
13	1 Lap	1:49.265	5	12.875	1:38.631	5	13.685	1:39.124
5	12.449	1:38.811	33	14.203	1:38.475	33	14.173	1:38.284
33	13.933	1:38.504	13	1 Lap	1:44.672	14	21.457	1:37.899
14	22.292	1:40.159	14	21.872	1:37.785	13	1 Lap	1:45.308
4	22.985	1:41.463	9	24.124	1:39.139	9	25.026	1:39.216
9	23.190	1:40.671	4	25.642	1:40.862	4	29.835	1:42.507
99	26.349	1:45.114	99	29.692	1:41.548 P	97	33.526	1:39.475
16	29.347	1:54.528	16	31.569	1:40.427	16	33.707	1:40.452
97	30.288	1:40.023	97	32.365	1:40.282	41	35.591	1:38.586
2	1 Lap	1:52.853	41	35.319	1:39.691	12	36.773	1:38.997
41	33.833	1:39.470	12	36.090	1:39.974	22	39.800	1:38.318
12	34.321	1:39.270	22	39.796	1:38.836	44	46.767	1:39.632
23	38.120	1:43.835	2	1 Lap	1:51.109	17	49.633	1:41.914
22	39.165	1:37.489	44	45.449	1:40.578	88	50.072	1:42.136
17	42.607	1:40.232	23	46.011	1:46.096	77	53.485	1:42.258
44	43.076	1:40.153	17	46.033	1:41.631	23	55.472	1:47.775
88	43.613	1:40.282	88	46.250	1:40.842	31	58.621	1:42.234
77	48.104	1:39.994	77	49.541	1:39.642	2	1 Lap	1:53.888
31	52.498	1:40.613	31	54.701	1:40.408	18	1:06.247	1:42.732
40	57.288	1:42.296	18	1:01.829	1:42.410	40	1:06.408	1:42.122
18	57.624	1:42.780	40	1:02.600	1:43.517	69	1:17.012	1:42.702
69	1:06.998	1:43.376	69	1:12.624	1:43.831	46	1:32.381	1:44.489
46	1:20.273	1:44.050	46	1:26.206	1:44.138			

Weather / Track : Bright / Dry

# Milltek Sport Volkswagen Racing Cup

## RACE 1 - ROUND 3 - SECTOR ANALYSIS

SECTOR 1 = FL to I1, SECTOR 2 = I1 to I2, SECTOR 3 = I2 to FL, DIFF = Difference To Personal Best Lap

P1		8		Aaron MASON		Scirocco - AWM Warranty Direct					
LAP	SECTOR 1		SECTOR 2		SECTOR 3		LAP TIME	MPH	DIFF	TIME OF DAY	
1 -		89.9	24.721	89.9	18.368	96.2	1:45.617	69.87	8.383	09:58:32.738	
2 -	54.838	90.3	24.527	89.7	<b>18.270</b>	96.4	1:37.635	75.58	0.401	10:00:10.373	
3 -	54.700	90.0	24.453	90.5	18.365	96.1	1:37.518 (2)	75.67	0.284	10:01:47.891	
4 -	54.732	89.9	<b>24.428</b>	90.4	18.358	96.5	1:37.518 (2)	75.67	0.284	10:03:25.409	
5 -	<b>54.375</b>	90.5	24.477	90.9	18.382	<b>98.1</b>	<b>1:37.234 (1)</b>	<b>75.89</b>		<b>10:05:02.643</b>	
6 -	54.624	90.0	24.578	90.4	18.565	97.6	1:37.767	75.48	0.533	10:06:40.410	
7 -	55.372	90.0	24.572	90.4	18.667	97.1	1:38.611	74.83	1.377	10:08:19.021	
8 -	55.319	89.7	24.623	90.4	18.782	96.6	1:38.724	74.75	1.490	10:09:57.745	
9 -	54.886	89.8	24.561	<b>91.5</b>	18.690	96.6	1:38.137	75.20	0.903	10:11:35.882	
10 -	55.053	89.9	24.637	91.1	18.516	97.5	1:38.206	75.14	0.972	10:13:14.088	
11 -	54.998	87.1	24.602	90.9	18.612	97.6	1:38.212	75.14	0.978	10:14:52.300	
12 -	54.795	<b>90.9</b>	24.668	89.4	18.742	96.1	1:38.205	75.14	0.971	10:16:30.505	
13 -	54.990	90.1	24.664	89.8	18.660	96.8	1:38.314	75.06	1.080	10:18:08.819	

P2		6		David SUTTON		Scirocco - Slidesports					
LAP	SECTOR 1		SECTOR 2		SECTOR 3		LAP TIME	MPH	DIFF	TIME OF DAY	
1 -		90.0	24.838	<b>90.0</b>	18.549	96.9	1:46.438	69.33	9.175	09:58:33.559	
2 -	54.659	<b>90.1</b>	<b>24.486</b>	<b>90.0</b>	18.402	97.2	1:37.547 (3)	75.65	0.284	10:00:11.106	
3 -	<b>54.411</b>	<b>90.1</b>	24.527	89.5	18.325	<b>97.3</b>	<b>1:37.263 (1)</b>	<b>75.87</b>		<b>10:01:48.369</b>	
4 -	54.590	89.5	24.504	89.3	<b>18.317</b>	97.2	1:37.411 (2)	75.76	0.148	10:03:25.780	
5 -	55.358	89.9	24.571	89.3	18.428	96.4	1:38.357	75.03	1.094	10:05:04.137	
6 -	54.701	88.6	24.600	89.5	18.598	95.8	1:37.899	75.38	0.636	10:06:42.036	
7 -	54.689	89.7	24.824	89.2	18.497	96.4	1:38.010	75.29	0.747	10:08:20.046	
8 -	55.131	<b>90.1</b>	24.841	89.1	18.562	96.6	1:38.534	74.89	1.271	10:09:58.580	
9 -	54.727	89.2	24.618	89.8	18.548	96.5	1:37.893	75.38	0.630	10:11:36.473	
10 -	54.918	89.2	24.851	89.2	18.530	96.1	1:38.299	75.07	1.036	10:13:14.772	
11 -	54.685	89.9	24.791	89.5	18.603	96.4	1:38.079	75.24	0.816	10:14:52.851	
12 -	54.874	89.8	24.874	89.1	18.624	96.4	1:38.372	75.02	1.109	10:16:31.223	
13 -	54.829	89.2	25.039	88.8	18.587	96.2	1:38.455	74.95	1.192	10:18:09.678	

P3		27		Stefan DI RESTA		Scirocco - JWB Motorsport					
LAP	SECTOR 1		SECTOR 2		SECTOR 3		LAP TIME	MPH	DIFF	TIME OF DAY	
1 -		86.4	24.995	89.1	18.827	93.4	1:49.582	67.34	12.821	09:58:36.703	
2 -	54.516	87.7	24.418	88.5	18.266	95.5	1:37.200 (3)	75.92	0.439	10:00:13.903	
3 -	54.332	88.1	24.463	87.9	<b>18.235</b>	95.8	1:37.030 (2)	76.05	0.269	10:01:50.933	
4 -	<b>54.131</b>	88.4	<b>24.349</b>	89.4	18.281	94.2	<b>1:36.761 (1)</b>	<b>76.27</b>		<b>10:03:27.694</b>	
5 -	54.326	88.0	24.469	89.2	18.737	95.8	1:37.532	75.66	0.771	10:05:05.226	
6 -	55.380	87.4	24.581	89.5	18.538	95.5	1:38.499	74.92	1.738	10:06:43.725	
7 -	54.812	87.9	24.678	88.7	18.511	95.5	1:38.001	75.30	1.240	10:08:21.726	
8 -	55.009	88.3	24.568	89.1	18.443	95.8	1:38.020	75.29	1.259	10:09:59.746	
9 -	54.404	88.4	24.593	89.5	18.512	95.7	1:37.509	75.68	0.748	10:11:37.255	
10 -	54.726	88.4	24.568	89.3	18.628	96.8	1:37.922	75.36	1.161	10:13:15.177	
11 -	54.716	<b>90.0</b>	24.653	<b>89.7</b>	18.852	91.0	1:38.221	75.13	1.460	10:14:53.398	
12 -	55.084	87.0	24.741	88.1	18.610	98.1	1:38.435	74.97	1.674	10:16:31.833	
13 -	55.009	89.4	24.584	88.7	18.570	<b>98.8</b>	1:38.163	75.18	1.402	10:18:09.996	

P4		37		James GREENWAY		Scirocco - AWM Warranty Direct					
LAP	SECTOR 1		SECTOR 2		SECTOR 3		LAP TIME	MPH	DIFF	TIME OF DAY	
1 -		89.1	24.722	90.0	18.313	<b>97.9</b>	1:47.863	68.41	10.593	09:58:34.984	
2 -	54.623	89.9	24.594	89.8	18.345	<b>97.9</b>	1:37.562	75.64	0.292	10:00:12.546	
3 -	54.560	90.3	24.605	89.8	<b>18.304</b>	97.8	1:37.469 (2)	75.71	0.199	10:01:50.015	
4 -	<b>54.368</b>	87.1	<b>24.521</b>	<b>90.3</b>	18.381	97.2	<b>1:37.270 (1)</b>	<b>75.87</b>		<b>10:03:27.285</b>	
5 -	54.416	<b>90.6</b>	24.578	89.8	18.551	97.2	1:37.545 (3)	75.65	0.275	10:05:04.830	
6 -	56.358	89.8	25.029	89.8	18.479	97.3	1:39.866	73.89	2.596	10:06:44.696	
7 -	54.982	90.4	25.024	89.4	18.602	97.5	1:38.608	74.84	1.338	10:08:23.304	
8 -	55.158	89.8	24.928	89.5	18.632	96.5	1:38.718	74.75	1.448	10:10:02.022	
9 -	54.706	90.0	24.788	90.0	18.673	97.2	1:38.167	75.17	0.897	10:11:40.189	
10 -	55.195	89.2	24.955	89.2	18.524	96.2	1:38.674	74.79	1.404	10:13:18.863	
11 -	54.962	89.8	25.028	89.7	18.613	96.6	1:38.603	74.84	1.333	10:14:57.466	

Weather / Track : Bright / Dry

Rockingham ISS Long  
Circuit Length = 2.0500 miles  
Start: 09:56 Flag 10:18 End: 10:19

# Milltek Sport Volkswagen Racing Cup

## RACE 1 - ROUND 3 - SECTOR ANALYSIS

SECTOR 1 = FL to I1, SECTOR 2 = I1 to I2, SECTOR 3 = I2 to FL, DIFF = Difference To Personal Best Lap

12 -	54.951	89.9	25.133	89.8	18.721	97.1	1:38.805	74.69	1.535	10:16:36.271
13 -	55.316	89.7	25.239	89.2	18.774	95.8	1:39.329	74.29	2.059	10:18:15.600

<b>P5 47 Tom BARLEY</b>		Golf GTI - Team Hard								
LAP	SECTOR 1	SECTOR 2	SECTOR 3	LAP TIME	MPH	DIFF	TIME OF DAY			
1 -		91.5	24.863	88.8	19.131	98.9	1:50.812	66.59	13.458	09:58:37.933
2 -	54.984	91.9	<b>24.276</b>	90.6	<b>18.409</b>	98.5	1:37.669 (3)	75.56	0.315	10:00:15.602
3 -	<b>54.374</b>	<b>92.3</b>	24.388	<b>91.8</b>	18.592	98.2	<b>1:37.354 (1)</b>	<b>75.80</b>		<b>10:01:52.956</b>
4 -	54.782	92.0	24.446	91.1	18.434	<b>99.1</b>	1:37.662 (2)	75.56	0.308	10:03:30.618
5 -	54.472	91.4	24.733	90.4	18.986	97.6	1:38.191	75.15	0.837	10:05:08.809
6 -	54.990	90.0	24.439	90.6	18.572	97.5	1:38.001	75.30	0.647	10:06:46.810
7 -	54.984	91.6	24.564	90.5	18.990	98.8	1:38.538	74.89	1.184	10:08:25.348
8 -	55.012	90.5	24.655	89.8	18.740	96.8	1:38.407	74.99	1.053	10:10:03.755
9 -	54.988	89.9	24.775	89.8	18.594	96.6	1:38.357	75.03	1.003	10:11:42.112
10 -	54.883	90.5	24.591	89.5	18.674	96.2	1:38.148	75.19	0.794	10:13:20.260
11 -	55.095	90.5	24.657	90.1	18.737	96.4	1:38.489	74.93	1.135	10:14:58.749
12 -	55.502	86.4	24.791	89.9	18.728	96.8	1:39.021	74.52	1.667	10:16:37.770
13 -	55.216	90.0	24.877	89.7	18.738	96.5	1:38.831	74.67	1.477	10:18:16.601

<b>P6 5 Philip HOUSE</b>		Scirocco - PH Motorsport								
LAP	SECTOR 1	SECTOR 2	SECTOR 3	LAP TIME	MPH	DIFF	TIME OF DAY			
1 -		87.7	25.102	<b>89.2</b>	18.841	<b>96.0</b>	1:49.943	67.12	12.557	09:58:37.064
2 -	54.670	88.1	<b>24.304</b>	89.0	<b>18.480</b>	95.5	1:37.454 (2)	75.72	0.068	10:00:14.518
3 -	<b>54.386</b>	<b>88.6</b>	24.387	88.8	18.613	95.5	<b>1:37.386 (1)</b>	<b>75.78</b>		<b>10:01:51.904</b>
4 -	55.109	87.3	24.435	88.4	18.601	90.3	1:38.145 (3)	75.19	0.759	10:03:30.049
5 -	55.557	87.4	24.679	85.4	18.895	93.5	1:39.131	74.44	1.745	10:05:09.180
6 -	55.513	87.6	25.561	86.2	18.856	93.2	1:39.930	73.85	2.544	10:06:49.110
7 -	55.484	86.8	24.731	87.9	18.601	93.8	1:38.816	74.68	1.430	10:08:27.926
8 -	55.585	86.3	24.816	87.6	18.587	94.1	1:38.988	74.55	1.602	10:10:06.914
9 -	56.233	86.0	25.086	87.2	18.717	91.9	1:40.036	73.77	2.650	10:11:46.950
10 -	55.523	86.8	24.741	86.3	18.724	92.0	1:38.988	74.55	1.602	10:13:25.938
11 -	55.385	87.2	24.814	87.2	18.612	92.9	1:38.811	74.68	1.425	10:15:04.749
12 -	55.041	88.5	24.849	86.3	18.741	92.5	1:38.631	74.82	1.245	10:16:43.380
13 -	55.412	86.2	24.941	84.9	18.771	91.3	1:39.124	74.45	1.738	10:18:22.504

<b>P7 33 Lucas ORROCK</b>		Scirocco - KPM Racing								
LAP	SECTOR 1	SECTOR 2	SECTOR 3	LAP TIME	MPH	DIFF	TIME OF DAY			
1 -		<b>89.4</b>	25.482	<b>90.1</b>	18.777	<b>96.4</b>	1:54.318	64.55	16.659	09:58:41.439
2 -	55.465	89.0	26.652	87.1	18.691	94.9	1:40.808	73.20	3.149	10:00:22.247
3 -	54.823	87.9	<b>24.434</b>	89.2	<b>18.402</b>	94.3	<b>1:37.659 (1)</b>	<b>75.56</b>		<b>10:01:59.906</b>
4 -	54.733	88.0	24.484	89.0	18.501	94.9	1:37.718 (2)	75.52	0.059	10:03:37.624
5 -	54.663	89.2	25.224	89.2	18.773	95.4	1:38.660	74.80	1.001	10:05:16.284
6 -	54.676	87.9	24.703	88.5	18.490	94.1	1:37.869	75.40	0.210	10:06:54.153
7 -	54.792	87.9	24.649	90.0	18.623	95.0	1:38.064	75.25	0.405	10:08:32.217
8 -	<b>54.599</b>	88.7	24.603	89.1	18.556	95.0	1:37.758 (3)	75.49	0.099	10:10:09.975
9 -	54.974	84.9	24.779	88.7	19.136	94.7	1:38.889	74.62	1.230	10:11:48.864
10 -	54.894	88.6	25.420	88.4	18.551	93.4	1:38.865	74.64	1.206	10:13:27.729
11 -	55.221	87.6	24.709	89.0	18.574	91.4	1:38.504	74.92	0.845	10:15:06.233
12 -	54.842	87.7	24.814	87.6	18.819	93.0	1:38.475	74.94	0.816	10:16:44.708
13 -	54.815	87.8	24.734	88.4	18.735	93.3	1:38.284	75.08	0.625	10:18:22.992

<b>P8 14 Josh CAYGILL</b>		Scirocco - AWM Warranty Direct								
LAP	SECTOR 1	SECTOR 2	SECTOR 3	LAP TIME	MPH	DIFF	TIME OF DAY			
1 -		86.8	25.526	89.7	20.318	95.0	1:58.321	62.37	21.028	09:58:45.442
2 -	1:00.094	87.0	24.969	88.5	18.523	96.5	1:43.586	71.24	6.293	10:00:29.028
3 -	56.060	88.0	25.164	90.0	18.525	95.7	1:39.749	73.98	2.456	10:02:08.777
4 -	54.956	87.9	<b>24.342</b>	90.1	18.601	96.0	1:37.899	75.38	0.606	10:03:46.676
5 -	54.638	<b>89.3</b>	24.575	88.5	18.490	96.0	1:37.703 (3)	75.53	0.410	10:05:24.379
6 -	55.034	88.5	24.429	89.5	18.537	95.3	1:38.000	75.30	0.707	10:07:02.379
7 -	54.723	88.7	24.429	<b>90.5</b>	<b>18.337</b>	<b>96.9</b>	1:37.489 (2)	75.70	0.196	10:08:39.868
8 -	54.988	<b>89.3</b>	24.454	90.4	19.043	95.4	1:38.485	74.93	1.192	10:10:18.353

Weather / Track : Bright / Dry

Rockingham ISS Long  
Circuit Length = 2.0500 miles  
Start: 09:56 Flag 10:18 End: 10:19

# Milltek Sport Volkswagen Racing Cup

## RACE 1 - ROUND 3 - SECTOR ANALYSIS

SECTOR 1 = FL to I1, SECTOR 2 = I1 to I2, SECTOR 3 = I2 to FL, DIFF = Difference To Personal Best Lap

9 -	<b>54.327</b>	<b>89.3</b>	24.504	90.1	18.462	96.6	<b>1:37.293 (1)</b>	<b>75.85</b>			<b>10:11:55.646</b>
10 -	54.967	87.4	25.190	89.3	18.630	95.4	1:38.787	74.70	1.494		10:13:34.433
11 -	56.388	88.1	25.193	88.8	18.578	95.7	1:40.159	73.68	2.866		10:15:14.592
12 -	54.671	89.2	24.531	89.2	18.583	95.4	1:37.785	75.47	0.492		10:16:52.377
13 -	54.751	89.2	24.630	89.7	18.518	94.5	1:37.899	75.38	0.606		10:18:30.276

P9		9		David FAIRBROTHER		Scirocco - Slidesports					
LAP	SECTOR 1		SECTOR 2		SECTOR 3		LAP TIME	MPH	DIFF	TIME OF DAY	
1 -		<b>92.1</b>	25.323	<b>93.8</b>	18.762	100.0	1:53.829	64.83	15.614	09:58:40.950	
2 -	55.491	92.0	29.733	92.4	18.685	99.5	1:43.909	71.02	5.694	10:00:24.859	
3 -	55.509	87.6	24.584	92.8	<b>18.380</b>	100.1	1:38.473 (2)	74.94	0.258	10:02:03.332	
4 -	55.501	<b>92.1</b>	24.731	91.9	18.513	99.7	1:38.745	74.73	0.530	10:03:42.077	
5 -	<b>54.837</b>	91.6	24.754	92.0	18.624	97.8	<b>1:38.215 (1)</b>	<b>75.14</b>		<b>10:05:20.292</b>	
6 -	55.172	91.8	<b>24.551</b>	92.3	18.762	99.2	1:38.485 (3)	74.93	0.270	10:06:58.777	
7 -	55.423	91.6	24.783	91.9	18.537	<b>100.4</b>	1:38.743	74.73	0.528	10:08:37.520	
8 -	55.208	91.5	24.861	92.3	18.723	99.4	1:38.792	74.70	0.577	10:10:16.312	
9 -	55.083	91.5	24.869	92.0	18.771	99.7	1:38.723	74.75	0.508	10:11:55.035	
10 -	55.366	90.4	25.233	87.9	19.185	98.9	1:39.784	73.95	1.569	10:13:34.819	
11 -	56.595	89.4	25.318	90.8	18.758	98.3	1:40.671	73.30	2.456	10:15:15.490	
12 -	55.547	91.8	24.860	91.6	18.732	98.2	1:39.139	74.44	0.924	10:16:54.629	
13 -	55.230	91.9	25.116	91.3	18.870	98.8	1:39.216	74.38	1.001	10:18:33.845	

P10		4		Stewart LINES		Golf GTI - Maximum Motorsport					
LAP	SECTOR 1		SECTOR 2		SECTOR 3		LAP TIME	MPH	DIFF	TIME OF DAY	
1 -		87.6	24.756	<b>91.0</b>	19.030	95.5	1:49.377	67.47	11.141	09:58:36.498	
2 -	57.129	87.4	<b>24.590</b>	89.8	18.557	<b>96.0</b>	1:40.276	73.59	2.040	10:00:16.774	
3 -	<b>55.088</b>	87.1	24.674	89.5	<b>18.474</b>	95.8	<b>1:38.236 (1)</b>	<b>75.12</b>		<b>10:01:55.010</b>	
4 -	55.104	87.6	25.144	89.4	18.626	95.3	1:38.874 (3)	74.64	0.638	10:03:33.884	
5 -	55.271	87.3	24.876	89.4	18.606	94.9	1:38.753 (2)	74.73	0.517	10:05:12.637	
6 -	56.238	86.9	24.996	88.6	18.749	95.0	1:39.983	73.81	1.747	10:06:52.620	
7 -	56.221	84.7	25.736	89.8	18.852	95.1	1:40.809	73.20	2.573	10:08:33.429	
8 -	56.213	85.0	25.270	88.1	18.829	94.3	1:40.312	73.57	2.076	10:10:13.741	
9 -	55.694	86.8	25.250	89.1	18.754	94.6	1:39.698	74.02	1.462	10:11:53.439	
10 -	55.982	87.2	25.177	88.5	19.224	94.2	1:40.383	73.51	2.147	10:13:33.822	
11 -	56.799	87.7	25.659	89.1	19.005	94.3	1:41.463	72.73	3.227	10:15:15.285	
12 -	56.622	87.7	25.304	89.0	18.936	94.3	1:40.862	73.16	2.626	10:16:56.147	
13 -	57.904	<b>88.1</b>	25.507	88.6	19.096	94.2	1:42.507	71.99	4.271	10:18:38.654	

P11		97		Richard WALKER		Golf GTI -					
LAP	SECTOR 1		SECTOR 2		SECTOR 3		LAP TIME	MPH	DIFF	TIME OF DAY	
1 -		89.0	25.752	90.9	19.372	96.8	1:55.869	63.69	16.623	09:58:42.990	
2 -	56.336	90.1	25.380	82.5	19.259	<b>97.8</b>	1:40.975	73.08	1.729	10:00:23.965	
3 -	56.882	88.8	24.879	<b>91.1</b>	18.831	96.4	1:40.592	73.36	1.346	10:02:04.557	
4 -	56.034	89.4	24.807	90.4	18.929	96.2	1:39.770	73.97	0.524	10:03:44.327	
5 -	56.358	88.5	25.185	90.0	19.324	96.2	1:40.867	73.16	1.621	10:05:25.194	
6 -	55.845	88.5	24.898	90.1	18.830	95.7	1:39.573	74.11	0.327	10:07:04.767	
7 -	55.833	89.4	<b>24.710</b>	89.8	18.830	96.2	1:39.373 (3)	74.26	0.127	10:08:44.140	
8 -	55.679	89.0	24.788	90.3	<b>18.779</b>	95.7	<b>1:39.246 (1)</b>	<b>74.36</b>		<b>10:10:23.386</b>	
9 -	<b>55.490</b>	84.6	25.396	89.3	18.951	96.0	1:39.837	73.92	0.591	10:12:03.223	
10 -	55.671	89.0	24.831	89.3	18.840	94.5	1:39.342 (2)	74.28	0.096	10:13:42.565	
11 -	55.751	<b>90.3</b>	25.316	89.4	18.956	96.4	1:40.023	73.78	0.777	10:15:22.588	
12 -	56.140	90.0	24.958	89.9	19.184	96.0	1:40.282	73.59	1.036	10:17:02.870	
13 -	55.511	89.7	24.823	89.9	19.141	95.3	1:39.475	74.18	0.229	10:18:42.345	

P12		16		James WALKER		Golf GTI - Milltek Sport					
LAP	SECTOR 1		SECTOR 2		SECTOR 3		LAP TIME	MPH	DIFF	TIME OF DAY	
1 -		90.6	25.938	90.3	18.438	96.6	1:52.887	65.37	15.662	09:58:40.008	
2 -	54.962	90.4	24.806	91.3	<b>18.160</b>	97.2	1:37.928	75.36	0.703	10:00:17.936	
3 -	<b>54.621</b>	90.6	<b>24.281</b>	<b>91.6</b>	18.337	96.4	1:37.239 (2)	75.89	0.014	10:01:55.175	
4 -	55.091	<b>91.5</b>	24.380	90.9	18.286	96.9	1:37.757 (3)	75.49	0.532	10:03:32.932	
5 -	54.648	90.4	24.338	90.9	18.239	97.3	<b>1:37.225 (1)</b>	<b>75.90</b>		<b>10:05:10.157</b>	

Weather / Track : Bright / Dry

Rockingham ISS Long  
Circuit Length = 2.0500 miles  
Start: 09:56 Flag 10:18 End: 10:19

# Milltek Sport Volkswagen Racing Cup

## RACE 1 - ROUND 3 - SECTOR ANALYSIS

SECTOR 1 = FL to I1, SECTOR 2 = I1 to I2, SECTOR 3 = I2 to FL, DIFF = Difference To Personal Best Lap

6 -	54.770	90.6	24.646	91.3	18.390	97.2	1:37.806	75.45	0.581	10:06:47.963
7 -	55.176	90.9	24.484	90.9	18.707	<b>97.6</b>	1:38.367	75.02	1.142	10:08:26.330
8 -	55.392	90.6	24.725	90.6	18.890	96.1	1:39.007	74.54	1.782	10:10:05.337
9 -	56.817	87.8	25.234	89.2	19.118	94.7	1:41.169	72.94	3.944	10:11:46.506
10 -	56.855	89.0	24.952	89.4	18.806	94.9	1:40.613	73.35	3.388	10:13:27.119
11 -	1:10.532	88.7	25.177	89.5	18.819	93.9	1:54.528	64.43	17.303	10:15:21.647
12 -	56.526	89.2	25.051	89.8	18.850	94.3	1:40.427	73.48	3.202	10:17:02.074
13 -	56.962	89.7	24.750	90.1	18.740	94.3	1:40.452	73.46	3.227	10:18:42.526

<b>P13</b>	<b>41</b>	<b>Sam MORGAN</b>		Golf GTI - KPM Racing						
LAP	SECTOR 1	SECTOR 2	SECTOR 3	LAP TIME	MPH	DIFF	TIME OF DAY			
1 -		90.0	39.403	88.4	19.039	97.5	2:06.675	58.25	28.640	09:58:53.796
2 -	56.540	91.5	25.847	90.8	18.601	99.1	1:40.988	73.07	2.953	10:00:34.784
3 -	56.444	91.4	25.126	<b>92.4</b>	19.203	97.3	1:40.773	73.23	2.738	10:02:15.557
4 -	55.349	<b>92.1</b>	25.126	92.0	18.787	<b>99.5</b>	1:39.262	74.34	1.227	10:03:54.819
5 -	55.853	89.7	24.971	91.1	18.495	98.5	1:39.319	74.30	1.284	10:05:34.138
<b>6 -</b>	<b>54.561</b>	91.5	24.913	91.1	18.561	98.2	<b>1:38.035 (1)</b>	<b>75.27</b>		<b>10:07:12.173</b>
7 -	55.436	91.1	25.134	91.0	18.618	98.9	1:39.188	74.40	1.153	10:08:51.361
8 -	55.002	91.9	24.906	91.1	<b>18.484</b>	98.2	1:38.392 <b>(3)</b>	75.00	0.357	10:10:29.753
9 -	54.915	91.6	25.116	90.5	18.619	98.5	1:38.650	74.80	0.615	10:12:08.403
10 -	54.630	91.4	<b>24.882</b>	91.8	18.748	98.3	1:38.260 <b>(2)</b>	75.10	0.225	10:13:46.663
11 -	55.895	91.8	24.986	91.8	18.589	99.2	1:39.470	74.19	1.435	10:15:26.133
12 -	55.907	91.8	25.165	91.9	18.619	98.8	1:39.691	74.02	1.656	10:17:05.824
13 -	54.861	91.8	25.046	91.1	18.679	97.5	1:38.586	74.85	0.551	10:18:44.410

<b>P14</b>	<b>12</b>	<b>Simon RUDD</b>		Golf GTI - Team Hard						
LAP	SECTOR 1	SECTOR 2	SECTOR 3	LAP TIME	MPH	DIFF	TIME OF DAY			
1 -		<b>89.7</b>	26.171	88.5	20.540	96.9	2:00.992	60.99	22.566	09:58:48.113
2 -	58.188	89.2	25.061	87.9	18.726	97.1	1:41.975	72.37	3.549	10:00:30.088
3 -	56.819	87.3	25.255	89.1	19.129	96.2	1:41.203	72.92	2.777	10:02:11.291
4 -	57.421	87.9	25.446	<b>90.6</b>	19.577	96.1	1:42.444	72.03	4.018	10:03:53.735
<b>5 -</b>	<b>55.049</b>	88.8	24.655	89.3	18.722	95.5	<b>1:38.426 (1)</b>	<b>74.98</b>		<b>10:05:32.161</b>
6 -	55.486	88.5	24.748	89.4	18.797	96.5	1:39.031	74.52	0.605	10:07:11.192
7 -	55.921	88.3	24.924	88.5	18.694	94.7	1:39.539	74.14	1.113	10:08:50.731
8 -	56.413	89.0	24.512	90.0	<b>18.570</b>	96.0	1:39.495	74.17	1.069	10:10:30.226
9 -	55.493	89.3	<b>24.440</b>	89.9	18.674	<b>97.3</b>	1:38.607 <b>(3)</b>	74.84	0.181	10:12:08.833
10 -	55.200	88.0	24.508	90.1	18.810	95.4	1:38.518 <b>(2)</b>	74.91	0.092	10:13:47.351
11 -	56.110	89.1	24.498	89.1	18.662	<b>97.3</b>	1:39.270	74.34	0.844	10:15:26.621
12 -	55.963	89.5	25.094	89.9	18.917	94.9	1:39.974	73.81	1.548	10:17:06.595
13 -	55.542	89.5	24.676	89.4	18.779	94.1	1:38.997	74.54	0.571	10:18:45.592

<b>P15</b>	<b>44</b>	<b>Robin RILEY</b>		Scirocco - AWM Warranty Direct						
LAP	SECTOR 1	SECTOR 2	SECTOR 3	LAP TIME	MPH	DIFF	TIME OF DAY			
1 -		87.6	26.316	90.1	20.556	96.9	1:59.119	61.95	19.679	09:58:46.240
2 -	1:00.928	89.4	25.390	90.5	19.239	97.2	1:45.557	69.91	6.117	10:00:31.797
3 -	56.231	90.5	25.241	90.9	19.170	<b>98.6</b>	1:40.642	73.32	1.202	10:02:12.439
4 -	57.538	85.0	25.393	89.8	18.922	<b>98.6</b>	1:41.853	72.45	2.413	10:03:54.292
5 -	56.967	89.3	25.655	<b>91.3</b>	19.236	96.6	1:41.858	72.45	2.418	10:05:36.150
6 -	55.905	88.8	25.038	90.1	<b>18.750</b>	96.1	1:39.693	74.02	0.253	10:07:15.843
7 -	55.712	89.8	<b>24.890</b>	90.0	18.925	97.8	1:39.527 <b>(2)</b>	74.15	0.087	10:08:55.370
8 -	55.746	<b>90.6</b>	25.010	89.8	18.938	96.9	1:39.694	74.02	0.254	10:10:35.064
9 -	55.677	89.4	25.281	88.4	19.761	96.9	1:40.719	73.27	1.279	10:12:15.783
<b>10 -</b>	55.498	89.7	25.035	90.1	18.907	97.1	<b>1:39.440 (1)</b>	<b>74.21</b>		<b>10:13:55.223</b>
11 -	56.005	87.1	25.287	89.8	18.861	97.6	1:40.153	73.68	0.713	10:15:35.376
12 -	<b>55.284</b>	88.6	25.128	90.9	20.166	95.4	1:40.578	73.37	1.138	10:17:15.954
13 -	55.628	89.1	25.015	90.6	18.989	96.2	1:39.632 <b>(3)</b>	74.07	0.192	10:18:55.586

<b>P16</b>	<b>17</b>	<b>Tim SNAYLAM</b>		Scirocco - AWM Warranty Direct						
LAP	SECTOR 1	SECTOR 2	SECTOR 3	LAP TIME	MPH	DIFF	TIME OF DAY			
1 -		86.9	26.012	88.5	20.609	95.3	1:59.439	61.78	19.636	09:58:46.560
2 -	58.664	86.9	24.805	89.4	<b>18.648</b>	<b>96.4</b>	1:42.117	72.27	2.314	10:00:28.677

Weather / Track : Bright / Dry

Rockingham ISS Long  
Circuit Length = 2.0500 miles  
Start: 09:56 Flag 10:18 End: 10:19

# Milltek Sport Volkswagen Racing Cup

## RACE 1 - ROUND 3 - SECTOR ANALYSIS

SECTOR 1 = FL to I1, SECTOR 2 = I1 to I2, SECTOR 3 = I2 to FL, DIFF = Difference To Personal Best Lap

3 -	56.236	86.4	26.523	89.4	19.187	95.0	1:41.946	72.39	2.143	10:02:10.623
4 -	56.694	87.9	<b>24.656</b>	88.6	18.945	95.0	1:40.295	73.58	0.492	10:03:50.918
<b>5 -</b>	<b>55.861</b>	87.4	24.855	88.6	19.087	94.5	<b>1:39.803 (1)</b>	<b>73.94</b>		<b>10:05:30.721</b>
6 -	56.838	86.8	25.517	89.2	19.058	94.3	1:41.413	72.77	1.610	10:07:12.134
7 -	57.139	<b>88.8</b>	25.359	88.0	19.307	95.0	1:41.805	72.49	2.002	10:08:53.939
8 -	56.177	87.2	25.005	88.3	18.923	94.5	1:40.105 <b>(2)</b>	73.72	0.302	10:10:34.044
9 -	56.385	88.5	24.862	88.6	18.902	95.0	1:40.149 <b>(3)</b>	73.69	0.346	10:12:14.193
10 -	56.196	84.3	25.436	88.1	18.850	95.1	1:40.482	73.44	0.679	10:13:54.675
11 -	56.265	87.3	25.066	88.0	18.901	95.4	1:40.232	73.62	0.429	10:15:34.907
12 -	56.269	88.0	25.071	89.4	20.291	94.5	1:41.631	72.61	1.828	10:17:16.538
13 -	57.546	88.3	25.308	<b>89.9</b>	19.060	94.9	1:41.914	72.41	2.111	10:18:58.452

P17 88		James PILE			Golf GTI - Slidesports				
LAP	SECTOR 1	SECTOR 2	SECTOR 3	LAP TIME	MPH	DIFF	TIME OF DAY		

1 -		87.4	26.034	<b>88.4</b>	20.651	<b>94.9</b>	1:57.847	62.62	18.493	09:58:44.968
2 -	58.555	<b>88.5</b>	25.467	88.3	18.774	94.5	1:42.796	71.79	3.442	10:00:27.764
3 -	<b>55.556</b>	87.0	28.538	88.3	19.180	93.5	1:43.274	71.46	3.920	10:02:11.038
4 -	56.666	87.4	25.238	87.8	<b>18.635</b>	93.8	1:40.539	73.40	1.185	10:03:51.577
<b>5 -</b>	55.574	87.6	25.096	85.8	18.684	92.6	<b>1:39.354 (1)</b>	<b>74.27</b>		<b>10:05:30.931</b>
6 -	56.014	86.7	25.162	87.3	18.729	94.1	1:39.905	73.87	0.551	10:07:10.836
7 -	56.039	87.4	29.213	75.4	18.871	92.4	1:44.123	70.87	4.769	10:08:54.959
8 -	55.576	87.9	25.313	88.3	18.694	93.4	1:39.583 <b>(3)</b>	74.10	0.229	10:10:34.542
9 -	57.283	86.9	25.227	87.9	19.055	93.9	1:41.565	72.66	2.211	10:12:16.107
10 -	55.712	88.1	<b>25.011</b>	87.0	18.801	93.7	1:39.524 <b>(2)</b>	74.15	0.170	10:13:55.631
11 -	55.896	86.5	25.617	87.1	18.769	94.1	1:40.282	73.59	0.928	10:15:35.913
12 -	56.022	86.1	25.385	86.5	19.435	92.4	1:40.842	73.18	1.488	10:17:16.755
13 -	57.221	86.4	25.698	87.6	19.217	93.3	1:42.136	72.25	2.782	10:18:58.891

P18 77		George WHITE			Scirocco - KPM Racing				
LAP	SECTOR 1	SECTOR 2	SECTOR 3	LAP TIME	MPH	DIFF	TIME OF DAY		

1 -		86.1	26.213	86.9	20.275	93.7	2:00.113	61.44	20.736	09:58:47.234
2 -	58.767	88.7	25.602	88.3	19.183	96.1	1:43.552	71.26	4.175	10:00:30.786
3 -	56.577	89.0	<b>25.155</b>	88.6	19.467	96.5	1:41.199	72.92	1.822	10:02:11.985
4 -	57.076	90.0	25.273	89.1	19.655	96.1	1:42.004	72.35	2.627	10:03:53.989
5 -	58.701	<b>91.9</b>	25.336	90.0	19.701	<b>97.1</b>	1:43.738	71.14	4.361	10:05:37.727
6 -	56.890	89.9	25.236	<b>90.5</b>	19.527	95.4	1:41.653	72.59	2.276	10:07:19.380
7 -	57.127	87.4	25.575	89.7	19.293	96.2	1:41.995	72.35	2.618	10:09:01.375
8 -	55.724	88.5	25.156	88.6	18.771	94.5	1:39.651 <b>(3)</b>	74.05	0.274	10:10:41.026
9 -	55.914	88.6	25.317	88.6	18.776	95.4	1:40.007	73.79	0.630	10:12:21.033
<b>10 -</b>	<b>55.535</b>	89.1	25.190	87.9	<b>18.652</b>	95.0	<b>1:39.377 (1)</b>	<b>74.26</b>		<b>10:14:00.410</b>
11 -	55.905	88.8	25.313	87.7	18.776	94.7	1:39.994	73.80	0.617	10:15:40.404
12 -	55.641	89.1	25.251	88.0	18.750	95.0	1:39.642 <b>(2)</b>	74.06	0.265	10:17:20.046
13 -	57.996	88.4	25.420	88.4	18.842	94.1	1:42.258	72.17	2.881	10:19:02.304

P19 23		Kieran GALLAGHER			Golf GTI - Team Hard				
LAP	SECTOR 1	SECTOR 2	SECTOR 3	LAP TIME	MPH	DIFF	TIME OF DAY		

1 -		85.4	26.583	<b>87.9</b>	19.066	94.5	1:55.226	64.04	16.678	09:58:42.347
2 -	56.208	86.8	25.333	86.9	18.847	94.6	1:40.388	73.51	1.840	10:00:22.735
3 -	56.529	85.7	24.752	84.9	<b>18.566</b>	94.6	1:39.847	73.91	1.299	10:02:02.582
4 -	55.462	85.7	24.635	87.6	18.649	94.3	1:38.746 <b>(2)</b>	74.73	0.198	10:03:41.328
5 -	55.885	<b>88.7</b>	24.881	87.3	18.594	94.2	1:39.360	74.27	0.812	10:05:20.688
<b>6 -</b>	<b>55.210</b>	87.6	<b>24.616</b>	87.8	18.722	94.1	<b>1:38.548 (1)</b>	<b>74.88</b>		<b>10:06:59.236</b>
7 -	55.348	87.6	24.800	81.7	18.766	<b>95.8</b>	1:38.914 <b>(3)</b>	74.61	0.366	10:08:38.150
8 -	55.829	87.6	25.004	87.8	21.342	86.9	1:42.175	72.22	3.627	10:10:20.325
9 -	57.821	83.8	26.330	79.7	19.635	92.9	1:43.786	71.10	5.238	10:12:04.111
10 -	57.959	84.3	25.370	85.1	19.145	91.8	1:42.474	72.01	3.926	10:13:46.585
11 -	58.913	86.3	25.675	85.2	19.247	92.1	1:43.835	71.07	5.287	10:15:30.420
12 -	58.987	85.2	26.047	85.5	21.062	91.6	1:46.096	69.55	7.548	10:17:16.516
13 -	1:02.239	85.2	25.892	86.0	19.644	88.4	1:47.775	68.47	9.227	10:19:04.291

Weather / Track : Bright / Dry

Rockingham ISS Long  
Circuit Length = 2.0500 miles  
Start: 09:56 Flag 10:18 End: 10:19

# Milltek Sport Volkswagen Racing Cup

## RACE 1 - ROUND 3 - SECTOR ANALYSIS

SECTOR 1 = FL to I1, SECTOR 2 = I1 to I2, SECTOR 3 = I2 to FL, DIFF = Difference To Personal Best Lap

<b>P20 31</b>		<b>Paul DEHADRAY</b>		Scirocco - JWB Motorsport						
LAP	SECTOR 1	SECTOR 2	SECTOR 3	LAP TIME	MPH	DIFF	TIME OF DAY			
1 -		<b>90.6</b>	26.261	86.0	20.412	97.6	2:00.557	61.21	20.862	09:58:47.678
2 -	59.761	90.3	25.591	90.9	19.362	97.6	1:44.714	70.47	5.019	10:00:32.392
3 -	57.583	89.7	25.012	<b>91.1</b>	19.004	96.8	1:41.599	72.63	1.904	10:02:13.991
4 -	56.092	88.8	25.951	88.4	19.649	97.8	1:41.692	72.57	1.997	10:03:55.683
5 -	55.966	89.4	25.663	90.0	19.360	<b>98.2</b>	1:40.989	73.07	1.294	10:05:36.672
6 -	57.341	87.9	25.490	88.8	19.599	96.9	1:42.430	72.04	2.735	10:07:19.102
7 -	57.707	89.2	25.656	88.8	19.119	97.8	1:42.482	72.01	2.787	10:09:01.584
8 -	56.597	87.3	25.200	88.8	19.515	96.1	1:41.312	72.84	1.617	10:10:42.896
9 -	57.283	87.9	25.355	88.6	18.956	96.0	1:41.594	72.64	1.899	10:12:24.490
<b>10 -</b>	<b>55.956</b>	88.8	<b>24.924</b>	89.3	18.815	95.7	<b>1:39.695 (1)</b>	<b>74.02</b>		<b>10:14:04.185</b>
11 -	56.421	89.7	25.396	88.8	<b>18.796</b>	96.1	1:40.613 (3)	73.35	0.918	10:15:44.798
12 -	56.433	89.1	25.071	89.3	18.904	96.2	1:40.408 (2)	73.50	0.713	10:17:25.206
13 -	56.792	89.5	26.503	89.1	18.939	95.8	1:42.234	72.18	2.539	10:19:07.440

<b>P21 18</b>		<b>Craig MASON</b>		Golf GTI - AWM Warranty Direct						
LAP	SECTOR 1	SECTOR 2	SECTOR 3	LAP TIME	MPH	DIFF	TIME OF DAY			
1 -		87.8	26.215	91.1	20.258	97.2	1:57.886	62.60	16.390	09:58:45.007
2 -	57.807	88.0	25.412	90.8	<b>19.006</b>	<b>98.2</b>	1:42.225	72.19	0.729	10:00:27.232
3 -	57.369	89.7	25.803	90.1	19.853	94.6	1:43.025	71.63	1.529	10:02:10.257
4 -	58.284	89.2	25.415	<b>91.8</b>	19.423	97.9	1:43.122	71.56	1.626	10:03:53.379
5 -	57.379	87.6	25.830	90.5	19.171	97.1	1:42.380	72.08	0.884	10:05:35.759
6 -	58.005	89.3	25.684	89.3	19.341	96.0	1:43.030	71.62	1.534	10:07:18.789
7 -	57.572	88.6	25.454	91.1	19.179	97.5	1:42.205 (3)	72.20	0.709	10:09:00.994
8 -	56.940	89.1	<b>25.303</b>	89.8	19.449	96.6	1:41.692 (2)	72.57	0.196	10:10:42.686
<b>9 -</b>	<b>56.851</b>	<b>89.9</b>	25.362	89.9	19.283	96.4	<b>1:41.496 (1)</b>	<b>72.71</b>		<b>10:12:24.182</b>
10 -	57.962	89.5	25.519	90.3	19.481	95.8	1:42.962	71.67	1.466	10:14:07.144
11 -	57.438	89.1	25.841	89.4	19.501	96.4	1:42.780	71.80	1.284	10:15:49.924
12 -	57.410	88.3	25.723	90.4	19.277	96.2	1:42.410	72.06	0.914	10:17:32.334
13 -	57.192	89.1	25.971	89.7	19.569	96.1	1:42.732	71.83	1.236	10:19:15.066

<b>P22 40</b>		<b>Simon TOMLINSON</b>		Golf GTI - AWM Warranty Direct						
LAP	SECTOR 1	SECTOR 2	SECTOR 3	LAP TIME	MPH	DIFF	TIME OF DAY			
1 -		<b>91.6</b>	25.968	<b>92.4</b>	20.028	<b>99.1</b>	2:01.509	60.73	20.735	09:58:48.630
2 -	59.453	91.3	25.209	91.8	19.891	97.5	1:44.553	70.58	3.779	10:00:33.183
3 -	57.698	89.9	<b>25.116</b>	90.9	19.425	96.4	1:42.239	72.18	1.465	10:02:15.422
<b>4 -</b>	<b>56.577</b>	90.9	25.143	91.6	19.054	97.1	<b>1:40.774 (1)</b>	<b>73.23</b>		<b>10:03:56.196</b>
5 -	<b>56.142</b>	89.1	25.446	90.6	19.430	98.5	1:41.018 (2)	73.05	0.244	10:05:37.214
6 -	57.821	91.0	25.367	89.9	19.598	96.8	1:42.786	71.79	2.012	10:07:20.000
7 -	57.441	88.0	25.655	89.3	19.084	97.1	1:42.180	72.22	1.406	10:09:02.180
8 -	56.477	89.5	25.892	89.8	19.167	96.9	1:41.536 (3)	72.68	0.762	10:10:43.716
9 -	56.935	90.4	25.555	89.4	19.421	96.2	1:41.911	72.41	1.137	10:12:25.627
10 -	56.716	89.5	25.467	90.6	19.482	96.4	1:41.665	72.59	0.891	10:14:07.292
11 -	57.508	89.3	25.595	91.0	19.193	95.1	1:42.296	72.14	1.522	10:15:49.588
12 -	58.906	88.5	25.654	89.1	<b>18.957</b>	96.9	1:43.517	71.29	2.743	10:17:33.105
13 -	56.798	88.4	25.650	89.3	19.674	95.5	1:42.122	72.26	1.348	10:19:15.227

<b>P23 22</b>		<b>Howard FULLER</b>		Golf GTI - Team Hard						
LAP	SECTOR 1	SECTOR 2	SECTOR 3	LAP TIME	MPH	DIFF	TIME OF DAY			
1 -		87.2	25.447	<b>90.8</b>	20.132	96.2	1:57.076	63.03	19.587	09:58:44.197
2 -	55.357	90.1	24.979	89.3	18.519	97.2	1:38.855	74.65	1.366	10:00:23.052
3 -	1:16.678	70.5	25.960	89.7	18.515	96.9	2:01.153	60.91	23.664	10:02:24.205
4 -	55.186	90.6	24.898	90.3	18.640	95.1	1:38.724	74.75	1.235	10:04:02.929
5 -	54.984	90.4	24.357	89.8	18.401	97.5	1:37.742 (3)	75.50	0.253	10:05:40.671
6 -	56.120	<b>90.8</b>	24.829	89.7	18.510	<b>98.3</b>	1:39.459	74.20	1.970	10:07:20.130
7 -	55.752	88.3	24.487	90.3	<b>18.315</b>	96.5	1:38.554	74.88	1.065	10:08:58.684
8 -	54.955	89.7	<b>24.309</b>	90.3	18.366	97.3	1:37.630 (2)	75.59	0.141	10:10:36.314
9 -	54.589	90.6	25.115	89.2	19.337	97.1	1:39.041	74.51	1.552	10:12:15.355
10 -	54.963	89.7	25.112	88.4	18.546	96.2	1:38.621	74.83	1.132	10:13:53.976
<b>11 -</b>	<b>54.557</b>	90.1	24.486	89.9	18.446	97.2	<b>1:37.489 (1)</b>	<b>75.70</b>		<b>10:15:31.465</b>

Weather / Track : Bright / Dry

Rockingham ISS Long  
Circuit Length = 2.0500 miles  
Start: 09:56 Flag 10:18 End: 10:19



# Milltek Sport Volkswagen Racing Cup

## RACE 1 - ROUND 3 - SECTOR ANALYSIS

SECTOR 1 = FL to I1, SECTOR 2 = I1 to I2, SECTOR 3 = I2 to FL, DIFF = Difference To Personal Best Lap

12 -	55.310	89.3	24.682	89.9	18.844	97.1	1:38.836	74.66	1.347	10:17:10.301
13 -	55.003	89.9	24.796	89.3	18.519	96.8	1:38.318	75.06	0.829	10:18:48.619

<b>P24 69</b>		<b>Mark CLYNES</b>		Scirocco - JWB Motorsport						
LAP	SECTOR 1	SECTOR 2	SECTOR 3	LAP TIME	MPH	DIFF	TIME OF DAY			
1 -		85.5	27.083	85.4	19.755	92.4	2:07.861	57.71	26.430	09:58:54.982
2 -	58.556	86.0	25.700	86.8	19.379	<b>93.3</b>	1:43.635	71.21	2.204	10:00:38.617
3 -	57.805	85.8	25.476	86.8	19.373	91.6	1:42.654	71.89	1.223	10:02:21.271
4 -	57.246	85.5	25.355	87.0	<b>19.157</b>	92.9	1:41.758 (3)	72.52	0.327	10:04:03.029
5 -	<b>56.949</b>	86.7	<b>25.201</b>	87.3	19.281	92.9	<b>1:41.431 (1)</b>	<b>72.75</b>		<b>10:05:44.460</b>
6 -	57.093	86.1	25.477	86.5	19.258	<b>93.3</b>	1:41.828	72.47	0.397	10:07:26.288
7 -	57.058	86.7	25.373	87.2	19.207	91.9	1:41.638 (2)	72.61	0.207	10:09:07.926
8 -	57.249	84.9	25.471	<b>87.6</b>	19.436	92.5	1:42.156	72.24	0.725	10:10:50.082
9 -	57.861	86.2	25.404	86.4	19.404	91.4	1:42.669	71.88	1.238	10:12:32.751
10 -	57.632	85.5	25.599	86.7	19.940	91.0	1:43.171	71.53	1.740	10:14:15.922
11 -	57.813	85.2	25.916	85.1	19.647	91.5	1:43.376	71.38	1.945	10:15:59.298
12 -	58.186	<b>86.9</b>	26.088	85.5	19.557	91.9	1:43.831	71.07	2.400	10:17:43.129
13 -	57.544	85.9	25.723	87.0	19.435	91.1	1:42.702	71.85	1.271	10:19:25.831

<b>P25 46</b>		<b>Andrew SMITH</b>		Beetle - Brooklands Garage						
LAP	SECTOR 1	SECTOR 2	SECTOR 3	LAP TIME	MPH	DIFF	TIME OF DAY			
1 -		<b>85.8</b>	26.564	80.9	20.404	<b>92.6</b>	2:03.535	59.73	20.349	09:58:50.656
2 -	59.468	85.3	26.915	<b>81.5</b>	19.479	91.3	1:45.862	69.71	2.676	10:00:36.518
3 -	58.405	84.8	26.243	78.9	19.455	91.1	1:44.103	70.89	0.917	10:02:20.621
4 -	<b>57.955</b>	82.1	26.605	81.0	<b>19.168</b>	91.6	1:43.728	71.14	0.542	10:04:04.349
5 -	57.971	84.9	<b>25.818</b>	79.1	19.397	91.8	<b>1:43.186 (1)</b>	<b>71.52</b>		<b>10:05:47.535</b>
6 -	58.293	81.7	25.954	80.9	19.300	91.8	1:43.547 (2)	71.27	0.361	10:07:31.082
7 -	58.399	84.5	25.829	77.7	19.496	89.7	1:43.724 (3)	71.15	0.538	10:09:14.806
8 -	59.122	81.6	26.223	79.7	19.779	90.1	1:45.124	70.20	1.938	10:10:59.930
9 -	58.446	84.4	26.460	79.8	19.515	90.4	1:44.421	70.67	1.235	10:12:44.351
10 -	58.688	82.2	25.907	78.8	19.577	90.0	1:44.172	70.84	0.986	10:14:28.523
11 -	58.635	84.3	25.976	79.7	19.439	90.5	1:44.050	70.92	0.864	10:16:12.573
12 -	58.843	82.9	25.868	78.6	19.427	90.5	1:44.138	70.86	0.952	10:17:56.711
13 -	58.793	84.4	26.199	79.4	19.497	90.4	1:44.489	70.62	1.303	10:19:41.200

<b>P26 13</b>		<b>Joe FULBROOK</b>		Golf GTI - AWM Warranty Direct						
LAP	SECTOR 1	SECTOR 2	SECTOR 3	LAP TIME	MPH	DIFF	TIME OF DAY			
1 -		91.3	24.585	<b>91.4</b>	18.667	<b>98.5</b>	1:46.877	69.05	9.932	09:58:33.998
2 -	54.621	<b>91.4</b>	<b>24.259</b>	89.9	18.608	98.3	1:37.488	75.70	0.543	10:00:11.486
3 -	<b>54.304</b>	91.3	24.338	90.8	18.603	98.2	1:37.245 (2)	75.89	0.300	10:01:48.731
4 -	54.576	89.8	24.326	90.5	18.376	<b>98.5</b>	1:37.278 (3)	75.86	0.333	10:03:26.009
5 -	54.403	90.1	24.325	90.6	<b>18.217</b>	98.1	<b>1:36.945 (1)</b>	<b>76.12</b>		<b>10:05:02.954</b>
6 -	2:18.196	89.3	24.678	89.5	18.747	95.8	3:01.621	40.63	1:24.676	10:08:04.575
7 -	55.644	89.1	25.040	88.0	19.016	93.3	1:39.700	74.02	2.755	10:09:44.275
8 -	56.511	86.0	25.281	84.7	19.207	90.4	1:40.999	73.07	4.054	10:11:25.274
9 -	59.328	74.4	26.405	78.8	20.137	79.1	1:45.870	69.70	8.925	10:13:11.144
10 -	1:01.848	76.6	27.101	74.1	20.316	83.6	1:49.265	67.54	12.320	10:15:00.409
11 -	58.716	77.6	26.111	82.7	19.845	78.5	1:44.672	70.50	7.727	10:16:45.081
12 -	1:00.055	78.3	25.673	78.5	19.580	86.2	1:45.308	70.08	8.363	10:18:30.389

<b>P27 2</b>		<b>Adam WEAVER</b>		Golf GTI - Power Maxed Racing						
LAP	SECTOR 1	SECTOR 2	SECTOR 3	LAP TIME	MPH	DIFF	TIME OF DAY			
1 -		85.2	27.405	88.1	19.847	92.0	2:11.703	56.03	25.929	09:58:58.824
2 -	<b>59.833</b>	87.7	<b>26.472</b>	88.3	<b>19.469</b>	93.4	<b>1:45.774 (1)</b>	<b>69.77</b>		<b>10:00:44.598</b>
3 -	1:00.406	80.1	26.885	<b>89.3</b>	19.737	93.2	1:47.028 (2)	68.95	1.254	10:02:31.626
4 -	1:01.027	85.9	26.906	89.1	19.696	<b>94.6</b>	1:47.629 (3)	68.56	1.855	10:04:19.255
5 -	1:00.744	87.3	26.747	89.1	20.811	93.9	1:48.302	68.14	2.528	10:06:07.557
6 -	1:02.079	81.5	27.314	88.5	20.082	94.1	1:49.475	67.41	3.701	10:07:57.032
7 -	1:01.506	<b>87.8</b>	27.640	88.7	19.923	93.7	1:49.069	67.66	3.295	10:09:46.101
8 -	1:01.384	85.3	27.458	86.8	23.400	89.1	1:52.242	65.75	6.468	10:11:38.343
9 -	1:03.551	75.9	29.565	86.8	20.313	91.8	1:53.429	65.06	7.655	10:13:31.772

Weather / Track : Bright / Dry

Rockingham ISS Long  
Circuit Length = 2.0500 miles  
Start: 09:56 Flag 10:18 End: 10:19

# Milltek Sport Volkswagen Racing Cup

## RACE 1 - ROUND 3 - SECTOR ANALYSIS

SECTOR 1 = FL to I1, SECTOR 2 = I1 to I2, SECTOR 3 = I2 to FL, DIFF = Difference To Personal Best Lap

10 -	1:04.560	81.6	28.077	87.7	20.216	93.8	1:52.853	65.39	7.079	10:15:24.625
11 -	1:03.039	87.0	26.961	88.0	21.109	93.0	1:51.109	66.42	5.335	10:17:15.734
12 -	1:05.479	82.7	28.381	88.6	20.028	93.9	1:53.888	64.80	8.114	10:19:09.622

<b>P28 99</b>		<b>Jack WALKER-TULLY</b>		Scirocco - Cooke & Mason							
LAP	SECTOR 1	SECTOR 2	SECTOR 3	LAP TIME	MPH	DIFF	TIME OF DAY				
1 -		<b>93.2</b>	24.957	91.5	18.899	<b>101.2</b>	1:50.290	66.91	13.017	09:58:37.411	
2 -	55.016	92.6	24.419	93.3	<b>18.156</b>	100.7	1:37.591 (2)	75.62	0.318	10:00:15.002	
<b>3 -</b>	<b>54.159</b>	92.4	24.733	93.3	18.381	100.4	<b>1:37.273 (1)</b>	<b>75.86</b>		<b>10:01:52.275</b>	
4 -	55.056	92.5	<b>24.412</b>	93.4	18.289	100.1	1:37.757 (3)	75.49	0.484	10:03:30.032	
5 -	54.722	89.9	24.788	92.6	18.603	98.9	1:38.113	75.21	0.840	10:05:08.145	
6 -	55.887	91.9	24.616	93.7	18.675	99.1	1:39.178	74.41	1.905	10:06:47.323	
7 -	55.448	92.5	24.541	<b>93.9</b>	18.613	100.3	1:38.602	74.84	1.329	10:08:25.925	
8 -	55.509	91.8	24.825	93.4	19.488	99.7	1:39.822	73.93	2.549	10:10:05.747	
9 -	57.439	82.1	26.072	90.3	19.870	95.4	1:43.381	71.38	6.108	10:11:49.128	
10 -	58.296	88.5	26.235	89.7	19.876	94.2	1:44.407	70.68	7.134	10:13:33.535	
11 -	59.263	88.8	26.114	90.0	19.737	94.9	1:45.114	70.20	7.841	10:15:18.649	
12 -	58.373	88.1	27.170	87.8	IN PIT		1:41.548 P	72.67	4.275	10:17:00.197	

<b>P29 51</b>		<b>Simon ANDREWS</b>		Golf GTI - AWM Warranty Direct							
LAP	SECTOR 1	SECTOR 2	SECTOR 3	LAP TIME	MPH	DIFF	TIME OF DAY				
1 -		87.3	27.371	87.0	20.159	95.1	2:02.696	60.14	21.848	09:58:49.817	
2 -	58.731	89.5	25.896	90.0	19.584	96.4	1:44.211	70.81	3.363	10:00:34.028	
3 -	58.180	91.4	25.502	90.5	19.299	95.7	1:42.981	71.66	2.133	10:02:17.009	
4 -	57.131	91.6	25.094	<b>91.8</b>	<b>18.851</b>	96.1	1:41.076 (3)	73.01	0.228	10:03:58.085	
<b>5 -</b>	56.671	<b>91.3</b>	<b>25.064</b>	91.4	19.113	<b>97.1</b>	<b>1:40.848 (1)</b>	<b>73.17</b>		<b>10:05:38.933</b>	
6 -	57.601	<b>91.9</b>	25.720	90.3	19.303	96.2	1:42.624	71.91	1.776	10:07:21.557	
7 -	57.400	90.5	25.540	91.1	19.016	96.2	1:41.956	72.38	1.108	10:09:03.513	
8 -	<b>56.650</b>	91.3	25.209	90.4	19.203	96.2	1:41.062 (2)	73.02	0.214	10:10:44.575	
9 -	56.866	90.9	25.255	90.0	19.410	95.8	1:41.531	72.68	0.683	10:12:26.106	
10 -	1:04.537	59.9	33.094	60.8	IN PIT		1:57.306 P	62.91	16.458	10:14:23.412	

<b>P30 98</b>		<b>Matt HAMILTON</b>		Golf GTI - THM Racing							
LAP	SECTOR 1	SECTOR 2	SECTOR 3	LAP TIME	MPH	DIFF	TIME OF DAY				
1 -		87.4	25.471	87.8	19.029	94.6	1:52.081	65.84	13.353	09:58:39.202	
2 -	55.540	87.9	25.342	87.6	<b>18.565</b>	<b>97.9</b>	1:39.447 (3)	74.21	0.719	10:00:18.649	
<b>3 -</b>	<b>55.120</b>	<b>88.7</b>	<b>24.963</b>	<b>88.0</b>	18.645	94.1	<b>1:38.728 (1)</b>	<b>74.75</b>		<b>10:01:57.377</b>	
4 -	55.715	87.1	24.990	87.7	18.658	93.7	1:39.363 (2)	74.27	0.635	10:03:36.740	
5 -	55.363	86.5	25.675	79.3	18.950	93.9	1:39.988	73.80	1.260	10:05:16.728	
6 -	55.529	85.8	25.215	86.2	18.893	92.3	1:39.637	74.06	0.909	10:06:56.365	
7 -	56.237	85.9	25.183	86.5	18.685	94.2	1:40.105	73.72	1.377	10:08:36.470	
8 -	57.048	87.7	25.421	85.7	45.158	64.4	2:07.627	57.82	28.899	10:10:44.097	
9 -	1:11.610	70.1	32.837	66.8	IN PIT		2:03.697 P	59.66	24.969	10:12:47.794	

<b>P31 29</b>		<b>Chris PANAYIOTOU</b>		Scirocco - Maximum Motorsport							
LAP	SECTOR 1	SECTOR 2	SECTOR 3	LAP TIME	MPH	DIFF	TIME OF DAY				
1 -		90.0	24.847	90.9	18.752	97.2	1:48.654	67.92	11.405	09:58:35.775	
2 -	54.844	90.9	24.505	<b>91.4</b>	<b>18.310</b>	97.9	1:37.659 (3)	75.56	0.410	10:00:13.434	
3 -	54.479	90.8	24.913	90.9	18.536	<b>98.5</b>	1:37.928	75.36	0.679	10:01:51.362	
<b>4 -</b>	<b>54.327</b>	<b>91.0</b>	<b>24.451</b>	91.1	18.471	98.1	<b>1:37.249 (1)</b>	<b>75.88</b>		<b>10:03:28.611</b>	
5 -	54.359	89.7	24.515	90.5	18.708	97.6	1:37.582 (2)	75.62	0.333	10:05:06.193	
6 -	55.855	90.0	24.884	91.0	18.990	96.4	1:39.729	74.00	2.480	10:06:45.922	
7 -	55.513	89.9	24.748	91.1	18.766	97.2	1:39.027	74.52	1.778	10:08:24.949	

Weather / Track : Bright / Dry

Rockingham ISS Long  
Circuit Length = 2.0500 miles  
Start: 09:56 Flag 10:18 End: 10:19

# Milltek Sport Volkswagen Racing Cup

## RACE 1 - ROUND 3 - BEST SECTORS

SECTOR 1			SECTOR 2			SECTOR 3			IDEAL / BEST COMPARISON						
POS	NO	NAME	TIME	NO	NAME	TIME	NO	NAME	TIME	POS	NO	NAME	IDEAL	BEST	DIFF
1	27	DI RESTA	54.131	13	FULBROOK	24.259	99	WALKER-TULLY	18.156						
2	99	WALKER-TULLY	54.159	47	BARLEY	24.276	16	WALKER	18.160	1	27	DI RESTA	1:36.715	1:36.761	0.046
3	13	FULBROOK	54.304	16	WALKER	24.281	13	FULBROOK	18.217	2	99	WALKER-TULLY	1:36.727	1:37.273	0.546
4	14	CAYGILL	54.327	5	HOUSE	24.304	27	DI RESTA	18.235	3	13	FULBROOK	1:36.780	1:36.945	0.165
5	29	PANAYIOTOU	54.327	22	FULLER	24.309	8	MASON	18.270	4	14	CAYGILL	1:37.006	1:37.293	0.287
6	37	GREENWAY	54.368	14	CAYGILL	24.342	37	GREENWAY	18.304	5	47	BARLEY	1:37.059	1:37.354	0.295
7	47	BARLEY	54.374	27	DI RESTA	24.349	29	PANAYIOTOU	18.310	6	16	WALKER	1:37.062	1:37.225	0.163
8	8	MASON	54.375	99	WALKER-TULLY	24.412	22	FULLER	18.315	7	8	MASON	1:37.073	1:37.234	0.161
9	5	HOUSE	54.386	8	MASON	24.428	6	SUTTON	18.317	8	29	PANAYIOTOU	1:37.088	1:37.249	0.161
10	6	SUTTON	54.411	33	ORROCK	24.434	14	CAYGILL	18.337	9	5	HOUSE	1:37.170	1:37.386	0.216
11	22	FULLER	54.557	12	RUDD	24.440	9	FAIRBROTHER	18.380	10	22	FULLER	1:37.181	1:37.489	0.308
12	41	MORGAN	54.561	29	PANAYIOTOU	24.451	33	ORROCK	18.402	11	37	GREENWAY	1:37.193	1:37.270	0.077
13	33	ORROCK	54.599	6	SUTTON	24.486	47	BARLEY	18.409	12	6	SUTTON	1:37.214	1:37.263	0.049
14	16	WALKER	54.621	37	GREENWAY	24.521	4	LINES	18.474	13	33	ORROCK	1:37.435	1:37.659	0.224
15	9	FAIRBROTHER	54.837	9	FAIRBROTHER	24.551	5	HOUSE	18.480	14	9	FAIRBROTHER	1:37.768	1:38.215	0.447
16	12	RUDD	55.049	4	LINES	24.590	41	MORGAN	18.484	15	41	MORGAN	1:37.927	1:38.035	0.108
17	4	LINES	55.088	23	GALLAGHER	24.616	98	HAMILTON	18.565	16	12	RUDD	1:38.059	1:38.426	0.367
18	98	HAMILTON	55.120	17	SNAYLAM	24.656	23	GALLAGHER	18.566	17	4	LINES	1:38.152	1:38.236	0.084
19	23	GALLAGHER	55.210	97	WALKER	24.710	12	RUDD	18.570	18	23	GALLAGHER	1:38.392	1:38.548	0.156
20	44	RILEY	55.284	41	MORGAN	24.882	88	PILE	18.635	19	98	HAMILTON	1:38.648	1:38.728	0.080
21	97	WALKER	55.490	44	RILEY	24.890	17	SNAYLAM	18.648	20	44	RILEY	1:38.924	1:39.440	0.516
22	77	WHITE	55.535	31	DEHADRAY	24.924	77	WHITE	18.652	21	97	WALKER	1:38.979	1:39.246	0.267
23	88	PILE	55.556	98	HAMILTON	24.963	44	RILEY	18.750	22	17	SNAYLAM	1:39.165	1:39.803	0.638
24	17	SNAYLAM	55.861	88	PILE	25.011	97	WALKER	18.779	23	88	PILE	1:39.202	1:39.354	0.152
25	31	DEHADRAY	55.956	51	ANDREWS	25.064	31	DEHADRAY	18.796	24	77	WHITE	1:39.342	1:39.377	0.035
26	40	TOMLINSON	56.142	40	TOMLINSON	25.116	51	ANDREWS	18.851	25	31	DEHADRAY	1:39.676	1:39.695	0.019
27	51	ANDREWS	56.650	77	WHITE	25.155	40	TOMLINSON	18.957	26	40	TOMLINSON	1:40.215	1:40.774	0.559
28	18	MASON	56.851	69	CLYNES	25.201	18	MASON	19.006	27	51	ANDREWS	1:40.565	1:40.848	0.283
29	69	CLYNES	56.949	18	MASON	25.303	69	CLYNES	19.157	28	18	MASON	1:41.160	1:41.496	0.336
30	46	SMITH	57.955	46	SMITH	25.818	46	SMITH	19.168	29	69	CLYNES	1:41.307	1:41.431	0.124
31	2	WEAVER	59.833	2	WEAVER	26.472	2	WEAVER	19.469	30	46	SMITH	1:42.941	1:43.186	0.245
										31	2	WEAVER	1:45.774	1:45.774	0.000

Weather / Track : Bright / Dry

Results can be found at [www.tsl-timing.com](http://www.tsl-timing.com)

Rockingham ISS Long  
Circuit Length = 2.0500 miles  
Start: 09:56 Flag 10:18 End: 10:19

Printed - 10:22 Monday, 05 May 2014

# Milltek Sport Volkswagen Racing Cup

## RACE 1 - ROUND 3 - BEST SPEEDS

POS	SECTOR 1			SECTOR 2			FINISH LINE		
	NO	NAME	MPH	NO	NAME	MPH	NO	NAME	MPH
1	99	Jack WALKER-TULLY	93.2	99	Jack WALKER-TULLY	93.9	99	Jack WALKER-TULLY	101.2
2	47	Tom BARLEY	92.3	9	David FAIRBROTHER	93.8	9	David FAIRBROTHER	100.4
3	9	David FAIRBROTHER	92.1	40	Simon TOMLINSON	92.4	41	Sam MORGAN	99.5
4	41	Sam MORGAN	92.1	41	Sam MORGAN	92.4	40	Simon TOMLINSON	99.1
5	51	Simon ANDREWS	91.9	18	Craig MASON	91.8	47	Tom BARLEY	99.1
6	77	George WHITE	91.9	47	Tom BARLEY	91.8	27	Stefan DI RESTA	98.8
7	40	Simon TOMLINSON	91.6	51	Simon ANDREWS	91.8	44	Robin RILEY	98.6
8	16	James WALKER	91.5	16	James WALKER	91.6	13	Joe FULBROOK	98.5
9	13	Joe FULBROOK	91.4	8	Aaron MASON	91.5	29	Chris PANAYIOTOU	98.5
10	29	Chris PANAYIOTOU	91.0	13	Joe FULBROOK	91.4	22	Howard FULLER	98.3
11	8	Aaron MASON	90.9	29	Chris PANAYIOTOU	91.4	18	Craig MASON	98.2
12	22	Howard FULLER	90.8	44	Robin RILEY	91.3	31	Paul DEHADRAY	98.2
13	31	Paul DEHADRAY	90.6	31	Paul DEHADRAY	91.1	8	Aaron MASON	98.1
14	37	James GREENWAY	90.6	97	Richard WALKER	91.1	37	James GREENWAY	97.9
15	44	Robin RILEY	90.6	4	Stewart LINES	91.0	98	Matt HAMILTON	97.9
16	97	Richard WALKER	90.3	22	Howard FULLER	90.8	97	Richard WALKER	97.8
17	6	David SUTTON	90.1	12	Simon RUDD	90.6	16	James WALKER	97.6
18	27	Stefan DI RESTA	90.0	14	Josh CAYGILL	90.5	6	David SUTTON	97.3
19	18	Craig MASON	89.9	77	George WHITE	90.5	12	Simon RUDD	97.3
20	12	Simon RUDD	89.7	37	James GREENWAY	90.3	51	Simon ANDREWS	97.1
21	33	Lucas ORROCK	89.4	33	Lucas ORROCK	90.1	77	George WHITE	97.1
22	14	Josh CAYGILL	89.3	6	David SUTTON	90.0	14	Josh CAYGILL	96.9
23	17	Tim SNAYLAM	88.8	17	Tim SNAYLAM	89.9	17	Tim SNAYLAM	96.4
24	23	Kieran GALLAGHER	88.7	27	Stefan DI RESTA	89.7	33	Lucas ORROCK	96.4
25	98	Matt HAMILTON	88.7	2	Adam WEAVER	89.3	4	Stewart LINES	96.0
26	5	Philip HOUSE	88.6	5	Philip HOUSE	89.2	5	Philip HOUSE	96.0
27	88	James PILE	88.5	88	James PILE	88.4	23	Kieran GALLAGHER	95.8
28	4	Stewart LINES	88.1	98	Matt HAMILTON	88.0	88	James PILE	94.9
29	2	Adam WEAVER	87.8	23	Kieran GALLAGHER	87.9	2	Adam WEAVER	94.6
30	69	Mark CLYNES	86.9	69	Mark CLYNES	87.6	69	Mark CLYNES	93.3
31	46	Andrew SMITH	85.8	46	Andrew SMITH	81.5	46	Andrew SMITH	92.6

Weather / Track : Bright / Dry

Results can be found at [www.tsl-timing.com](http://www.tsl-timing.com)

Rockingham ISS Long  
Circuit Length = 2.0500 miles  
Start: 09:56 Flag 10:18 End: 10:19

Printed - 10:22 Monday, 05 May 2014

# Milltek Sport Volkswagen Racing Cup

## RACE 1 - ROUND 3 - POSITION CHART

No	Name	Lap													
		Pos	1	2	3	4	5	6	7	8	9	10	11	12	13
13	FULBROOK	1	8	8	8	8	8	8	8	8	8	8	8	8	8
8	MASON	2	6	6	6	6	13	6	6	6	6	6	6	6	6
27	DI RESTA	3	13	13	13	13	6	27	27	27	27	27	27	27	27
37	GREENWAY	4	37	37	37	37	37	37	37	37	37	37	37	37	37
16	WALKER	5	29	29	27	27	27	29	29	47	47	47	47	47	47
29	PANAYIOTOU	6	4	27	29	29	29	47	47	16	16	5	5	5	5
5	HOUSE	7	27	5	5	99	99	99	99	99	5	16	33	33	33
6	SUTTON	8	5	99	99	5	47	16	16	5	33	33	14	14	14
4	LINES	9	99	47	47	47	5	5	5	33	99	99	4	9	9
99	WALKER-TULLY	10	47	4	4	16	16	4	33	4	4	4	9	4	4
47	BARLEY	11	98	16	16	4	4	33	4	9	9	14	99	99	97
98	HAMILTON	12	16	98	98	98	33	98	98	14	14	9	16	16	16
33	ORROCK	13	9	33	33	33	98	9	9	23	97	97	97	97	41
41	MORGAN	14	33	23	23	23	9	23	23	97	23	23	41	41	12
23	GALLAGHER	15	23	22	9	9	23	14	14	41	41	41	12	12	22
12	RUDD	16	97	97	97	97	14	97	97	12	12	12	23	22	44
44	RILEY	17	22	9	14	14	97	88	12	17	17	22	22	44	17
9	FAIRBROTHER	18	88	18	18	17	17	12	41	88	22	17	17	23	88
97	WALKER	19	18	88	17	88	88	17	17	44	44	44	44	17	77
17	SNAYLAM	20	14	17	88	18	12	41	88	22	88	88	88	88	23
77	WHITE	21	44	14	12	12	41	44	44	77	77	77	77	77	31
88	PILE	22	17	12	77	77	18	18	22	18	18	31	31	31	18
51	ANDREWS	23	77	77	44	44	44	31	18	31	31	18	40	18	40
40	TOMLINSON	24	31	44	31	41	31	77	77	40	40	40	18	40	69
31	DEHADRAY	25	12	31	40	31	40	40	31	98	51	69	69	69	46
18	MASON	26	40	40	41	40	77	22	40	51	69	51	46	46	
69	CLYNES	27	51	51	51	51	51	51	51	69	46	46	13	13	
46	SMITH	28	46	41	46	22	22	69	69	46	98	13	2	2	
14	CAYGILL	29	41	46	69	69	69	46	46	13	13	2			
2	WEAVER	30	69	69	22	46	46	2	13	2	2				
22	FULLER	31	2	2	2	2	2	13	2						

Weather / Track : Bright / Dry

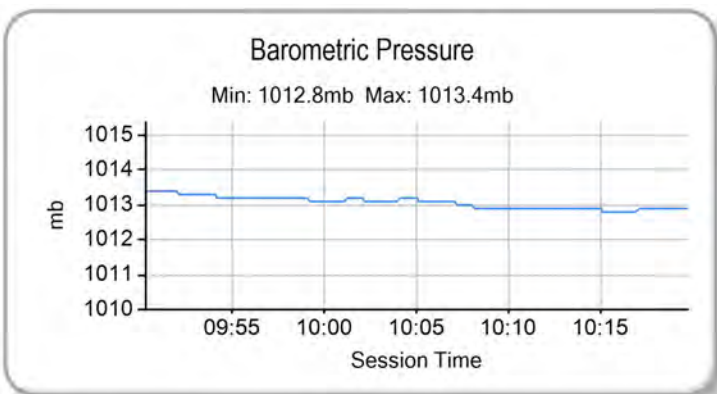
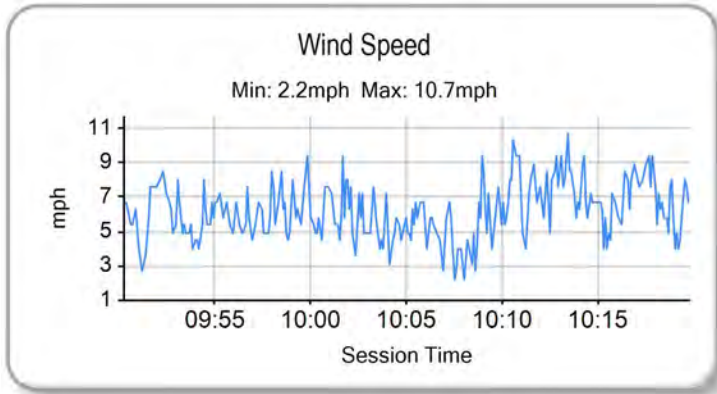
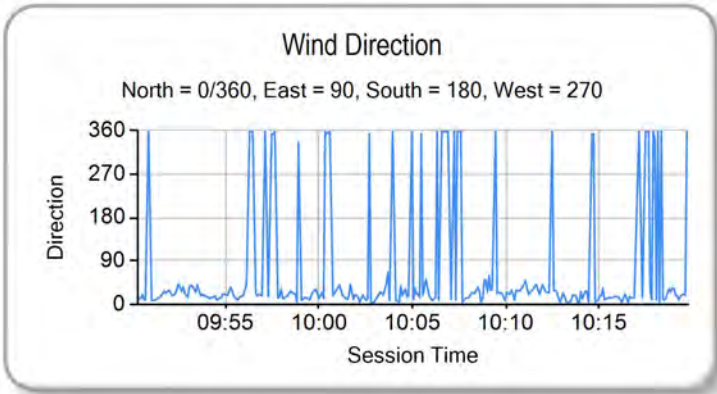
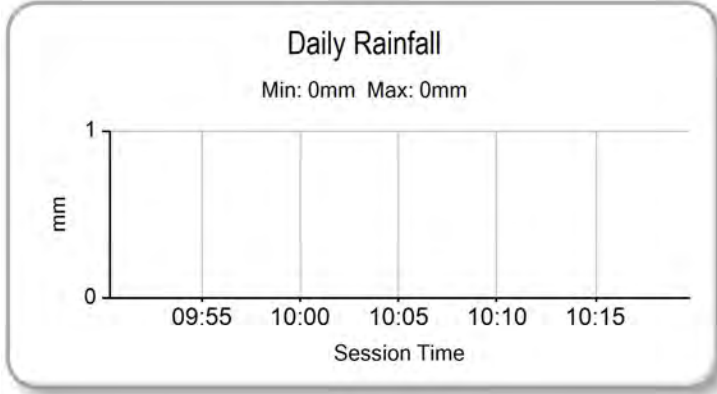
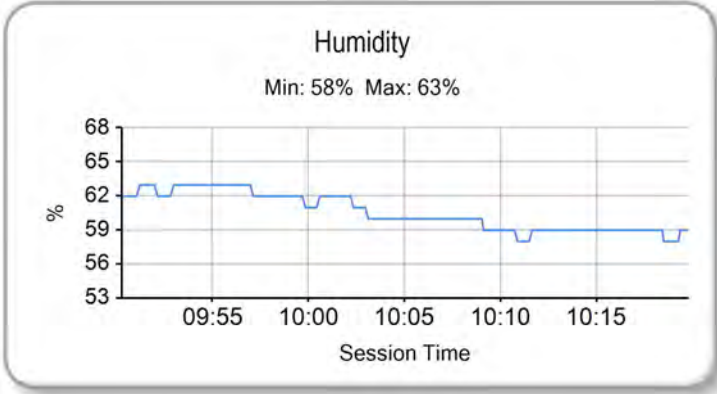
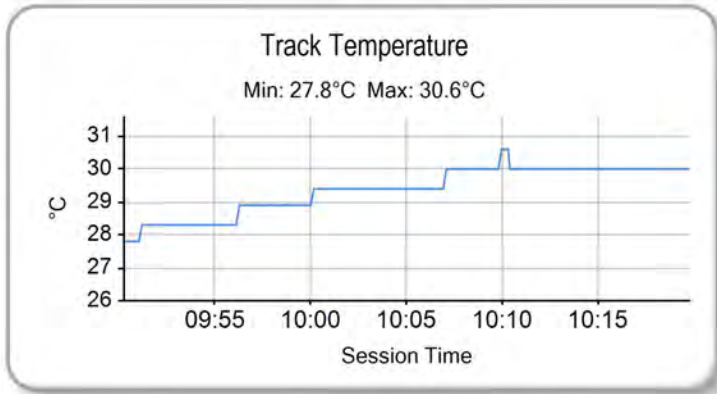
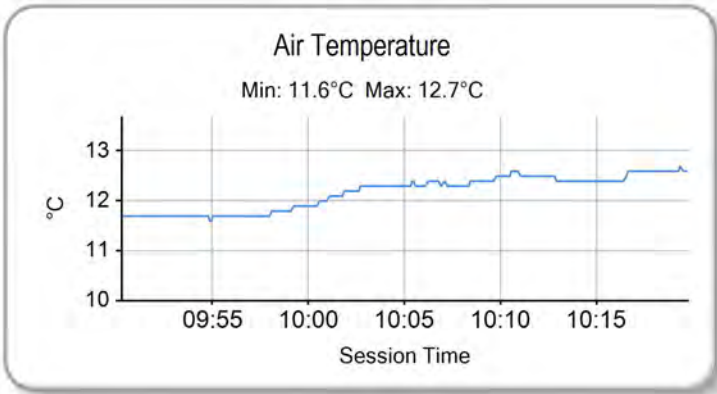
Results can be found at [www.tsl-timing.com](http://www.tsl-timing.com)

Rockingham ISS Long  
 Circuit Length = 2.0500 miles  
 Start: 09:56 Flag 10:18 End: 10:19

Printed - 10:23 Monday, 05 May 2014

# Milltek Sport Volkswagen Racing Cup

## RACE 1 - ROUND 3 - WEATHER CONDITIONS



Weather / Track : Bright / Dry

Results can be found at [www.tsl-timing.com](http://www.tsl-timing.com)


Rockingham ISS Long  
 Circuit Length = 2.0500 miles  
 Start: 09:56 Flag 10:18 End: 10:19

Printed - 10:24 Monday, 05 May 2014

## Milltek Sport Volkswagen Racing Cup RACE 2 - ROUND 4 - GRID

ROW 16		31	<b>29</b> Chris PANAYIOTOU		
ROW 15		30	<b>98</b> Matt HAMILTON	29	<b>51</b> Simon ANDREWS
ROW 14	28	<b>99</b> Jack WALKER-TULLY	27	<b>2</b> Adam WEAVER	
ROW 13		26	<b>13</b> Joe FULBROOK	25	<b>46</b> Andrew SMITH
ROW 12	24	<b>69</b> Mark CLYNES	23	<b>22</b> Howard FULLER	
ROW 11		22	<b>40</b> Simon TOMLINSON	21	<b>18</b> Craig MASON
ROW 10	20	<b>31</b> Paul DEHADRAY	19	<b>23</b> Kieran GALLAGHER	
ROW 9		18	<b>77</b> George WHITE	17	<b>88</b> James PILE
ROW 8	16	<b>17</b> Tim SNAYLAM	15	<b>44</b> Robin RILEY	
ROW 7		14	<b>12</b> Simon RUDD	13	<b>41</b> Sam MORGAN
ROW 6	12	<b>16</b> James WALKER	11	<b>97</b> Richard WALKER	
ROW 5		10	<b>4</b> Stewart LINES	9	<b>9</b> David FAIRBROTHER
ROW 4	8	<b>14</b> Josh CAYGILL	7	<b>33</b> Lucas ORROCK	
ROW 3		6	<b>8</b> Aaron MASON	5	<b>6</b> David SUTTON
ROW 2	4	<b>27</b> Stefan DI RESTA	3	<b>37</b> James GREENWAY	
ROW 1		2	<b>47</b> Tom BARLEY	1	<b>5</b> Philip HOUSE

**Pole**



Rockingham ISS Long  
Circuit Length = 2.0500 miles

**These results are provisional until the conclusion of any judicial and technical matters.**

Clerk Of Course :		Timekeeper :	
-------------------	--	--------------	--

## Milltek Sport Volkswagen Racing Cup

### RACE 2 - ROUND 4 - CLASSIFICATION

POS	NO	NAME	ENTRY	LAPS	TIME	GAP	DIFF	MPH	BEST	ON
1	37	James GREENWAY	Scirocco - AWM Warranty Direct	12	19:56.468			74.01	1:38.577	3
2	47	Tom BARLEY	Golf GTI - Team Hard	12	19:56.818	0.350	0.350	73.99	1:38.315	5
3	6	David SUTTON	Scirocco - Slidesports	12	19:58.123	1.655	1.305	73.91	1:38.426	6
4	14	Josh CAYGILL	Scirocco - AWM Warranty Direct	12	19:58.260	1.792	0.137	73.90	1:38.323	4
5	16	James WALKER	Golf GTI - Milltek Sport	12	20:00.024	3.556	1.764	73.79	1:38.319	8
6	4	Stewart LINES	Golf GTI - Maximum Motorsport	12	20:01.469	5.001	1.445	73.70	1:38.367	3
7	13	Joe FULBROOK	Golf GTI - AWM Warranty Direct	12	20:01.785	5.317	0.316	73.69	1:38.055	9
8	9	David FAIRBROTHER	Scirocco - Slidesports	12	20:03.728	7.260	1.943	73.57	1:38.279	2
9	33	Lucas ORROCK	Scirocco - KPM Racing	12	20:04.117	7.649	0.389	73.54	1:38.083	9
10	27	Stefan DI RESTA	Scirocco - JWB Motorsport	12	20:06.718	10.250	2.601	73.38	1:38.851	3
11	22	Howard FULLER	Golf GTI - Team Hard	12	20:14.557	18.089	7.839	72.91	1:38.958	5
12	29	Chris PANAYIOTOU	Scirocco - Maximum Motorsport	12	20:15.720	19.252	1.163	72.84	1:38.438	6
13	99	Jack WALKER-TULLY	Scirocco - Cooke & Mason	12	20:15.946	19.478	0.226	72.83	1:38.043	5
14	12	Simon RUDD	Golf GTI - Team Hard	12	20:17.271	20.803	1.325	72.75	1:39.504	5
15	97	Richard WALKER	Golf GTI -	12	20:22.121	25.653	4.850	72.46	1:40.047	3
16	77	George WHITE	Scirocco - KPM Racing	12	20:23.749	27.281	1.628	72.36	1:39.143	5
17	23	Kieran GALLAGHER	Golf GTI - Team Hard	12	20:25.504	29.036	1.755	72.26	1:40.147	11
18	44	Robin RILEY	Scirocco - AWM Warranty Direct	12	20:26.428	29.960	0.924	72.20	1:39.262	12
19	17	Tim SNAYLAM	Scirocco - AWM Warranty Direct	12	20:29.678	33.210	3.250	72.01	1:40.357	6
20	18	Craig MASON	Golf GTI - AWM Warranty Direct	12	20:41.154	44.686	11.476	71.35	1:41.401	6
21	98	Matt HAMILTON	Golf GTI - THM Racing	12	20:42.145	45.677	0.991	71.29	1:40.300	2
22	88	James PILE	Golf GTI - Slidesports	12	20:45.825	49.357	3.680	71.08	1:41.002	4
23	51	Simon ANDREWS	Golf GTI - AWM Warranty Direct	12	20:53.270	56.802	7.445	70.66	1:41.295	9
24	46	Andrew SMITH	Beetle - Brooklands Garage	12	21:16.792	1:20.324	23.522	69.36	1:44.556	4
25	69	Mark CLYNES	Scirocco - JWB Motorsport	11	20:13.076	1 Lap	1 Lap	66.92	1:45.154	2
26	2	Adam WEAVER	Golf GTI - Power Maxed Racing	11	20:21.957	1 Lap	8.881	66.43	1:46.184	2
27	40	Simon TOMLINSON	Golf GTI - AWM Warranty Direct	11	20:54.753	1 Lap	32.796	64.69	1:41.206	5
28	8	Aaron MASON	Scirocco - AWM Warranty Direct	10	20:45.870	2 Laps	1 Lap	59.23	1:37.933	6

#### NOT CLASSIFIED

DNF	41	Sam MORGAN	Golf GTI - KPM Racing	10	16:43.034	2 Laps		73.57	1:38.324	5
DNF	31	Paul DEHADRAY	Scirocco - JWB Motorsport	8	13:53.627	4 Laps	2 Laps	70.82	1:41.093	4
DNF	5	Philip HOUSE	Scirocco - PH Motorsport	7	12:19.570	5 Laps	1 Lap	69.85	1:38.426	2

#### FASTEST LAP

8	Aaron MASON	Scirocco - AWM Warranty Direct	6	1:37.933	75.35 mph	121.27 kph
---	-------------	--------------------------------	---	----------	-----------	------------

Weather / Track : Cloudy / Dry

These results are provisional until the conclusion of any judicial and technical matters.

Rockingham ISS Long

Circuit Length = 2.0500 miles

Start: 16:12 Flag 16:32 End: 16:33

Clerk Of Course :	Timekeeper :
-------------------	--------------



# Milltek Sport Volkswagen Racing Cup

## RACE 2 - ROUND 4 - LAP CHART

LAP 1			LAP 2			LAP 3			LAP 4			LAP 5		
NO	BEHIND	LAP TIME	NO	BEHIND	LAP TIME	NO	BEHIND	LAP TIME	NO	BEHIND	LAP TIME	NO	BEHIND	LAP TIME
37		1:46.079	37		1:38.661	37		1:38.577	37		1:38.714	6		1:38.497
6	0.611	1:46.690	6	0.537	1:38.587	6	0.498	1:38.538	6	0.401	1:38.617	37	0.533	1:39.431
9	1.485	1:47.564	9	1.103	1:38.279	9	0.972	1:38.446	9	0.718	1:38.460	9	1.379	1:39.559
47	2.515	1:48.594	47	2.514	1:38.660	47	2.671	1:38.734	47	2.871	1:38.914	47	2.288	1:38.315
27	2.901	1:48.980	5	2.949	1:38.426	5	3.105	1:38.733	5	3.306	1:38.915	5	2.991	1:38.583
5	3.184	1:49.263	27	3.256	1:39.016	27	3.530	1:38.851	27	3.677	1:38.861	8	3.196	1:38.286
4	3.438	1:49.517	8	3.593	1:38.784	8	3.852	1:38.836	8	3.808	1:38.670	27	3.853	1:39.074
8	3.470	1:49.549	33	4.076	1:38.826	4	4.267	1:38.367	4	4.385	1:38.832	4	4.243	1:38.756
33	3.911	1:49.990	4	4.477	1:39.700	14	5.039	1:38.709	14	4.648	1:38.323	14	4.594	1:38.844
14	4.219	1:50.298	14	4.907	1:39.349	16	5.312	1:38.743	16	4.970	1:38.372	16	4.780	1:38.708
41	4.639	1:50.718	16	5.146	1:38.885	41	6.430	1:39.017	41	6.845	1:39.129	41	6.271	1:38.324
16	4.922	1:51.001	41	5.990	1:40.012	97	8.910	1:40.047	97	10.715	1:40.519	13	12.219	1:39.311
97	5.903	1:51.982	97	7.440	1:40.198	12	11.683	1:41.877	13	11.806	1:38.567	97	12.996	1:41.179
12	6.880	1:52.959	12	8.383	1:40.164	13	11.953	1:39.897	33	12.193	1:38.579	33	13.048	1:39.753
88	8.564	1:54.643	13	10.633	1:40.203	33	12.328	1:46.829	12	13.710	1:40.741	12	14.316	1:39.504
17	8.754	1:54.833	17	11.830	1:41.737	17	13.739	1:40.486	17	15.623	1:40.598	22	15.726	1:38.958
13	9.091	1:55.170	23	12.098	1:41.355	98	14.359	1:40.340	22	15.666	1:39.914	77	16.821	1:39.143
23	9.404	1:55.483	98	12.596	1:40.300	22	14.466	1:40.120	77	16.576	1:39.852	98	18.613	1:40.569
77	9.980	1:56.059	22	12.923	1:40.691	23	15.052	1:41.531	98	16.942	1:41.297	29	18.687	1:39.453
18	10.439	1:56.518	77	13.616	1:42.297	77	15.438	1:40.399	23	17.406	1:41.068	17	19.254	1:42.529
22	10.893	1:56.972	88	15.506	1:45.603	88	18.094	1:41.165	29	18.132	1:38.639	23	19.493	1:40.985
98	10.957	1:57.036	18	15.760	1:43.982	29	18.207	1:40.898	88	20.382	1:41.002	99	19.629	1:38.043
40	12.187	1:58.266	29	15.886	1:42.014	18	19.622	1:42.439	99	20.484	1:39.522	44	22.762	1:39.524
31	12.333	1:58.412	44	16.719	1:42.139	99	19.676	1:41.322	44	22.136	1:40.081	18	26.509	1:41.661
29	12.533	1:58.612	99	16.931	1:41.809	44	20.769	1:42.627	18	23.746	1:42.838	40	1 Lap	1:42.652
44	13.241	1:59.320	31	18.411	1:44.739	31	21.892	1:42.058	40	1 Lap	3:14.594	31	28.296	1:42.923
99	13.783	1:59.862	46	21.145	1:45.923	51	26.457	1:43.772	31	24.271	1:41.093	88	32.308	1:50.824
46	13.883	1:59.962	51	21.262	1:45.256	46	28.053	1:45.485	51	30.862	1:43.119	51	34.034	1:42.070
51	14.667	2:00.746	69	21.882	1:45.154	69	28.600	1:45.295	46	33.895	1:44.556	46	40.043	1:45.046
69	15.389	2:01.468	2	23.962	1:46.184	2	32.833	1:47.448	69	35.473	1:45.587	69	42.008	1:45.433
2	16.439	2:02.518	40	26.875	1:53.349 P				2	42.038	1:47.919	2	52.215	1:49.075

Weather / Track : Cloudy / Dry

Rockingham ISS Long  
Circuit Length = 2.0500 miles  
Start: 16:12 Flag 16:32 End: 16:33

# Milltek Sport Volkswagen Racing Cup

## RACE 2 - ROUND 4 - LAP CHART

LAP 6			LAP 7			LAP 8			LAP 9			LAP 10		
NO	BEHIND	LAP TIME	NO	BEHIND	LAP TIME	NO	BEHIND	LAP TIME	NO	BEHIND	LAP TIME	NO	BEHIND	LAP TIME
6		1:38.426	6		1:39.598	37		1:39.105	37		1:40.338	37		1:39.151
37	0.864	1:38.757	37	0.331	1:39.065	6	0.388	1:39.824	6	0.288	1:40.238	47	0.879	1:39.343
9	1.242	1:38.289	9	0.667	1:39.023	9	0.660	1:39.429	47	0.687	1:39.967	6	1.500	1:40.363
8	2.703	1:37.933	47	2.094	1:38.916	47	1.058	1:38.400	4	3.042	1:39.226	4	3.537	1:39.646
47	2.776	1:38.914	4	4.732	1:39.070	4	4.154	1:38.858	14	3.258	1:38.962	14	3.572	1:39.465
5	3.970	1:39.405	14	5.425	1:39.219	14	4.634	1:38.645	9	3.733	1:43.411	16	4.395	1:39.654
27	4.886	1:39.459	41	5.581	1:38.926	16	4.830	1:38.319	16	3.892	1:39.400	9	4.971	1:40.389
4	5.260	1:39.443	16	5.947	1:40.031	41	5.317	1:39.172	41	4.178	1:39.199	41	5.156	1:40.129
16	5.514	1:39.160	27	7.430	1:42.142	27	7.712	1:39.718	27	6.695	1:39.321	13	7.423	1:39.129
14	5.804	1:39.636	8	7.726	1:44.621	13	9.728	1:38.098	13	7.445	1:38.055	27	8.067	1:40.523
41	6.253	1:38.408	13	11.066	1:38.575	33	10.643	1:38.209	33	8.388	1:38.083	33	8.321	1:39.084
13	12.089	1:38.296	33	11.870	1:38.623	22	17.099	1:39.446	22	16.174	1:39.413	22	16.704	1:39.681
33	12.845	1:38.223	12	16.852	1:40.784	12	17.842	1:40.426	12	17.687	1:40.183	12	19.038	1:40.502
97	15.142	1:40.572	97	17.065	1:41.521	77	20.595	1:41.577	29	19.854	1:38.810	29	20.091	1:39.388
12	15.666	1:39.776	22	17.089	1:39.444	97	20.950	1:43.321	97	21.407	1:40.795	99	20.637	1:38.302
22	17.243	1:39.943	77	18.454	1:40.195	29	21.382	1:42.202	99	21.486	1:39.674	97	22.901	1:40.645
77	17.857	1:39.462	29	18.616	1:39.515	99	22.150	1:38.476	77	22.579	1:42.322	77	24.988	1:41.560
29	18.699	1:38.438	98	23.013	1:41.974	98	25.196	1:41.619	23	26.195	1:40.850	23	27.321	1:40.277
98	20.637	1:40.450	99	23.110	1:40.900	23	25.683	1:40.585	17	27.601	1:41.486	17	29.353	1:40.903
17	21.185	1:40.357	17	24.213	1:42.626	17	26.453	1:41.676	98	28.302	1:43.444	44	29.778	1:40.266
23	21.586	1:40.519	23	24.534	1:42.546	44	26.968	1:41.211	44	28.663	1:42.033	98	34.104	1:44.953
99	21.808	1:40.605	44	25.193	1:40.969	18	34.314	1:42.073	18	36.259	1:42.283	18	39.337	1:42.229
44	23.822	1:39.486	18	31.677	1:41.791	31	35.238	1:41.317	40	1 Lap	1:45.281	8	1 Lap	2:49.611
18	29.484	1:41.401	40	1 Lap	1:42.174	40	1 Lap	1:43.435	88	42.932	1:41.022	88	45.010	1:41.229
40	1 Lap	1:41.206	31	33.357	1:41.810	88	42.248	1:41.508	51	44.626	1:41.295	40	1 Lap	1:44.003
31	31.145	1:41.275	88	40.176	1:41.150	51	43.669	1:42.170	46	1:02.627	1:45.505	51	47.850	1:42.375
51	37.617	1:42.009	5	40.617	2:16.245 P	46	57.460	1:45.247	69	1:22.378	1:48.080	46	1:08.998	1:45.522
88	38.624	1:44.742	51	40.935	1:42.916	8	1:13.117	2:44.827	2	1:30.766	1:51.079	69	1:35.967	1:52.740
46	46.434	1:44.817	46	51.649	1:44.813	69	1:14.636	1:58.245						
69	49.568	1:45.986	69	55.827	1:45.857	2	1:20.025	1:48.583						
2	1:01.808	1:48.019	2	1:10.878	1:48.668									

Weather / Track : Cloudy / Dry

Rockingham ISS Long  
 Circuit Length = 2.0500 miles  
 Start: 16:12 Flag 16:32 End: 16:33

# Milltek Sport Volkswagen Racing Cup

## RACE 2 - ROUND 4 - LAP CHART

LAP 11			LAP 12		
NO	BEHIND	LAP TIME	NO	BEHIND	LAP TIME
37		1:39.282	37		1:39.308
47	0.413	1:38.816	47	0.350	1:39.245
6	1.578	1:39.360	6	1.655	1:39.385
14	2.660	1:38.370	14	1.792	1:38.440
4	4.067	1:39.812	16	3.556	1:38.685
16	4.179	1:39.066	4	5.001	1:40.242
9	6.160	1:40.471	13	5.317	1:38.152
13	6.473	1:38.332	9	7.260	1:40.408
33	7.979	1:38.940	33	7.649	1:38.978
27	9.103	1:40.318	27	10.250	1:40.455
2	1 Lap	1:58.458	69	1 Lap	1:59.231
22	17.481	1:40.059	22	18.089	1:39.916
12	19.352	1:39.596	29	19.252	1:38.697
29	19.863	1:39.054	99	19.478	1:38.675
99	20.111	1:38.756	12	20.803	1:40.759
97	24.214	1:40.595	2	1 Lap	1:54.006
77	26.460	1:40.754	97	25.653	1:40.747
23	28.186	1:40.147	77	27.281	1:40.129
44	30.006	1:39.510	23	29.036	1:40.158
17	31.130	1:41.059	44	29.960	1:39.262
98	39.656	1:44.834	17	33.210	1:41.388
18	41.882	1:41.827	18	44.686	1:42.112
88	47.240	1:41.512	98	45.677	1:45.329
51	52.002	1:43.434	88	49.357	1:41.425
40	1 Lap	1:46.123	8	2 Laps	3:24.753
46	1:14.919	1:45.203	51	56.802	1:44.108
			40	1 Lap	1:43.670
			46	1:20.324	1:44.713

Weather / Track : Cloudy / Dry

Results can be found at [www.tsl-timing.com](http://www.tsl-timing.com)

Page 3 of 3

Rockingham ISS Long  
 Circuit Length = 2.0500 miles  
 Start: 16:12 Flag 16:32 End: 16:33

Printed - 16:36 Monday, 05 May 2014

# Milltek Sport Volkswagen Racing Cup

## RACE 2 - ROUND 4 - SECTOR ANALYSIS

SECTOR 1 = FL to I1, SECTOR 2 = I1 to I2, SECTOR 3 = I2 to FL, DIFF = Difference To Personal Best Lap

P1		37		James GREENWAY		Scirocco - AWM Warranty Direct				
LAP	SECTOR 1	SECTOR 2	SECTOR 3	LAP TIME	MPH	DIFF	TIME OF DAY			
1 -		87.3	25.018	88.3	18.703	94.2	1:46.079	69.57	7.502	16:13:57.466
2 -	55.311	87.4	24.816	88.5	18.534	93.8	1:38.661 (2)	74.80	0.084	16:15:36.127
3 -	55.278	88.3	24.841	88.0	<b>18.458</b>	95.0	<b>1:38.577 (1)</b>	<b>74.86</b>		<b>16:17:14.704</b>
4 -	<b>55.121</b>	88.4	24.870	88.5	18.723	93.7	1:38.714 (3)	74.76	0.137	16:18:53.418
5 -	55.852	88.5	24.963	88.8	18.616	94.7	1:39.431	74.22	0.854	16:20:32.849
6 -	55.170	88.4	<b>24.682</b>	<b>89.2</b>	18.905	94.5	1:38.757	74.72	0.180	16:22:11.606
7 -	55.318	88.6	24.879	<b>89.2</b>	18.868	<b>95.3</b>	1:39.065	74.49	0.488	16:23:50.671
8 -	55.530	<b>88.7</b>	24.768	88.6	18.807	94.2	1:39.105	74.46	0.528	16:25:29.776
9 -	56.426	88.0	25.136	88.1	18.776	95.0	1:40.338	73.55	1.761	16:27:10.114
10 -	55.412	87.9	24.945	88.6	18.794	94.1	1:39.151	74.43	0.574	16:28:49.265
11 -	55.412	87.2	25.052	88.5	18.818	94.9	1:39.282	74.33	0.705	16:30:28.547
12 -	55.418	88.0	25.127	88.7	18.763	94.3	1:39.308	74.31	0.731	16:32:07.855

P2		47		Tom BARLEY		Golf GTI - Team Hard				
LAP	SECTOR 1	SECTOR 2	SECTOR 3	LAP TIME	MPH	DIFF	TIME OF DAY			
1 -		88.5	25.466	87.6	19.271	96.8	1:48.594	67.95	10.279	16:13:59.981
2 -	55.444	90.4	24.574	89.9	18.642	96.8	1:38.660 (3)	74.80	0.345	16:15:38.641
3 -	55.385	90.1	24.683	89.8	18.666	96.2	1:38.734	74.74	0.419	16:17:17.375
4 -	55.423	89.9	24.837	89.9	18.654	96.2	1:38.914	74.61	0.599	16:18:56.289
5 -	55.043	90.5	24.598	89.2	18.674	95.4	<b>1:38.315 (1)</b>	<b>75.06</b>		<b>16:20:34.604</b>
6 -	<b>55.003</b>	90.8	24.625	<b>90.6</b>	19.286	95.7	1:38.914	74.61	0.599	16:22:13.518
7 -	55.506	90.8	<b>24.490</b>	90.3	18.920	96.4	1:38.916	74.60	0.601	16:23:52.434
8 -	55.136	90.5	24.511	90.0	18.753	<b>97.9</b>	1:38.400 (2)	75.00	0.085	16:25:30.834
9 -	55.839	89.4	24.908	87.9	19.220	97.8	1:39.967	73.82	1.652	16:27:10.801
10 -	56.004	89.3	24.766	90.1	<b>18.573</b>	96.2	1:39.343	74.28	1.028	16:28:50.144
11 -	55.264	<b>90.9</b>	24.589	89.4	18.963	97.5	1:38.816	74.68	0.501	16:30:28.960
12 -	55.493	90.4	25.002	89.7	18.750	96.9	1:39.245	74.36	0.930	16:32:08.205

P3		6		David SUTTON		Scirocco - Slidesports				
LAP	SECTOR 1	SECTOR 2	SECTOR 3	LAP TIME	MPH	DIFF	TIME OF DAY			
1 -		88.0	25.217	88.3	18.661	95.1	1:46.690	69.17	8.264	16:13:58.077
2 -	55.095	<b>88.6</b>	24.832	88.8	18.660	94.6	1:38.587	74.85	0.161	16:15:36.664
3 -	55.152	88.4	24.847	88.7	<b>18.539</b>	95.1	1:38.538 (3)	74.89	0.112	16:17:15.202
4 -	55.114	88.4	24.810	88.7	18.693	94.7	1:38.617	74.83	0.191	16:18:53.819
5 -	54.956	87.9	24.886	88.0	18.655	94.5	1:38.497 (2)	74.92	0.071	16:20:32.316
6 -	<b>54.945</b>	88.4	<b>24.677</b>	<b>89.3</b>	18.804	93.9	<b>1:38.426 (1)</b>	<b>74.98</b>		<b>16:22:10.742</b>
7 -	55.125	87.9	25.709	85.3	18.764	94.5	1:39.598	74.09	1.172	16:23:50.340
8 -	55.201	88.1	25.596	82.2	19.027	<b>95.7</b>	1:39.824	73.93	1.398	16:25:30.164
9 -	55.532	87.8	25.738	85.2	18.968	95.3	1:40.238	73.62	1.812	16:27:10.402
10 -	56.337	87.4	25.391	88.1	18.635	94.7	1:40.363	73.53	1.937	16:28:50.765
11 -	55.250	87.9	25.014	88.1	19.096	95.3	1:39.360	74.27	0.934	16:30:30.125
12 -	55.272	88.1	25.220	89.1	18.893	94.9	1:39.385	74.25	0.959	16:32:09.510

P4		14		Josh CAYGILL		Scirocco - AWM Warranty Direct				
LAP	SECTOR 1	SECTOR 2	SECTOR 3	LAP TIME	MPH	DIFF	TIME OF DAY			
1 -		84.2	25.520	87.8	18.944	96.1	1:50.298	66.90	11.975	16:14:01.685
2 -	56.062	87.9	24.670	89.2	18.617	95.5	1:39.349	74.28	1.026	16:15:41.034
3 -	55.571	87.2	24.630	89.2	<b>18.508</b>	96.2	1:38.709	74.76	0.386	16:17:19.743
4 -	55.010	88.3	24.699	89.8	18.614	<b>97.3</b>	<b>1:38.323 (1)</b>	<b>75.05</b>		<b>16:18:58.066</b>
5 -	55.256	<b>88.8</b>	24.867	<b>90.1</b>	18.721	96.4	1:38.844	74.66	0.521	16:20:36.910
6 -	55.164	88.5	25.163	87.7	19.309	96.6	1:39.636	74.06	1.313	16:22:16.546
7 -	55.471	88.3	24.711	88.8	19.037	95.7	1:39.219	74.38	0.896	16:23:55.765
8 -	55.092	88.3	24.799	89.8	18.754	95.8	1:38.645	74.81	0.322	16:25:34.410
9 -	55.247	<b>88.8</b>	<b>24.590</b>	89.5	19.125	96.9	1:38.962	74.57	0.639	16:27:13.372
10 -	55.579	87.1	24.729	89.5	19.157	93.5	1:39.465	74.19	1.142	16:28:52.837
11 -	55.158	88.1	24.641	89.5	18.571	95.7	1:38.370 (2)	75.02	0.047	16:30:31.207
12 -	<b>54.988</b>	88.7	24.662	89.9	18.790	95.4	1:38.440 (3)	74.96	0.117	16:32:09.647

Weather / Track : Cloudy / Dry

Rockingham ISS Long  
Circuit Length = 2.0500 miles  
Start: 16:12 Flag 16:32 End: 16:33

# Milltek Sport Volkswagen Racing Cup

## RACE 2 - ROUND 4 - SECTOR ANALYSIS

SECTOR 1 = FL to I1, SECTOR 2 = I1 to I2, SECTOR 3 = I2 to FL, DIFF = Difference To Personal Best Lap

P5		16		James WALKER		Golf GTI - Milltek Sport					
LAP	SECTOR 1	SECTOR 2	SECTOR 3	LAP TIME	MPH	DIFF	TIME OF DAY				
1 -		89.4	25.470	90.3	18.813	96.8	1:51.001	66.48	12.682	16:14:02.388	
2 -	55.831	89.4	<b>24.518</b>	<b>91.1</b>	18.536	96.9	1:38.885	74.63	0.566	16:15:41.273	
3 -	55.602	89.5	24.705	90.8	<b>18.436</b>	<b>97.5</b>	1:38.743	74.73	0.424	16:17:20.016	
4 -	55.192	90.0	24.581	90.8	18.599	97.2	1:38.372	<b>(2)</b>	75.02	0.053	16:18:58.388
5 -	55.156	90.5	24.819	88.7	18.733	97.3	1:38.708	74.76	0.389	16:20:37.096	
6 -	55.234	<b>90.6</b>	24.923	90.3	19.003	96.2	1:39.160	74.42	0.841	16:22:16.256	
7 -	56.597	89.3	24.901	89.9	18.533	95.8	1:40.031	73.77	1.712	16:23:56.287	
<b>8 -</b>	<b>54.929</b>	89.3	24.819	89.2	18.571	97.2	<b>1:38.319</b>	<b>(1)</b>	<b>75.06</b>		<b>16:25:34.606</b>
9 -	55.293	89.7	24.970	88.4	19.137	95.3	1:39.400	74.24	1.081	16:27:14.006	
10 -	55.805	86.2	25.058	89.8	18.791	96.2	1:39.654	74.05	1.335	16:28:53.660	
11 -	55.449	89.9	24.966	89.3	18.651	94.9	1:39.066	74.49	0.747	16:30:32.726	
12 -	55.243	88.8	24.848	89.9	18.594	96.0	1:38.685	<b>(3)</b>	74.78	0.366	16:32:11.411

P6		4		Stewart LINES		Golf GTI - Maximum Motorsport					
LAP	SECTOR 1	SECTOR 2	SECTOR 3	LAP TIME	MPH	DIFF	TIME OF DAY				
1 -		88.7	24.871	89.9	19.656	94.2	1:49.517	67.38	11.150	16:14:00.904	
2 -	56.326	<b>88.8</b>	24.770	89.9	18.604	96.2	1:39.700	74.02	1.333	16:15:40.604	
<b>3 -</b>	<b>55.028</b>	88.3	<b>24.658</b>	<b>90.1</b>	18.681	96.5	<b>1:38.367</b>	<b>(1)</b>	<b>75.02</b>		<b>16:17:18.971</b>
4 -	55.196	88.5	24.781	<b>90.1</b>	18.855	<b>96.8</b>	1:38.832	<b>(3)</b>	74.67	0.465	16:18:57.803
5 -	55.190	88.4	24.817	89.4	18.749	96.2	1:38.756	<b>(2)</b>	74.72	0.389	16:20:36.559
6 -	55.292	88.0	25.016	88.8	19.135	96.6	1:39.443	74.21	1.076	16:22:16.002	
7 -	55.693	87.4	24.864	89.4	<b>18.513</b>	93.9	1:39.070	74.49	0.703	16:23:55.072	
8 -	55.291	87.4	25.018	89.5	18.549	95.4	1:38.858	74.65	0.491	16:25:33.930	
9 -	55.080	88.3	25.267	88.4	18.879	96.0	1:39.226	74.37	0.859	16:27:13.156	
10 -	55.504	87.2	25.018	89.0	19.124	94.3	1:39.646	74.06	1.279	16:28:52.802	
11 -	55.915	88.0	25.062	88.3	18.835	94.5	1:39.812	73.93	1.445	16:30:32.614	
12 -	56.170	87.3	25.271	88.8	18.801	95.8	1:40.242	73.62	1.875	16:32:12.856	

P7		13		Joe FULBROOK		Golf GTI - AWM Warranty Direct					
LAP	SECTOR 1	SECTOR 2	SECTOR 3	LAP TIME	MPH	DIFF	TIME OF DAY				
1 -		88.4	25.274	89.5	20.239	96.5	1:55.170	64.07	17.115	16:14:06.557	
2 -	56.761	88.3	24.731	89.4	18.711	95.1	1:40.203	73.65	2.148	16:15:46.760	
3 -	55.541	88.7	25.199	87.1	19.157	96.2	1:39.897	73.87	1.842	16:17:26.657	
4 -	55.402	88.3	24.635	89.4	18.530	95.3	1:38.567	74.87	0.512	16:19:05.224	
5 -	55.363	87.9	25.230	89.1	18.718	94.5	1:39.311	74.31	1.256	16:20:44.535	
6 -	55.145	88.4	24.643	89.7	18.508	94.2	1:38.296	75.07	0.241	16:22:22.831	
7 -	55.261	88.6	24.779	88.7	18.535	95.0	1:38.575	74.86	0.520	16:24:01.406	
8 -	54.957	88.4	24.649	89.2	<b>18.492</b>	95.3	1:38.098	<b>(2)</b>	75.23	0.043	16:25:39.504
<b>9 -</b>	<b>54.867</b>	<b>89.0</b>	<b>24.580</b>	<b>89.9</b>	18.608	96.0	<b>1:38.055</b>	<b>(1)</b>	<b>75.26</b>		<b>16:27:17.559</b>
10 -	55.723	88.5	24.697	89.2	18.709	95.3	1:39.129	74.44	1.074	16:28:56.688	
11 -	55.057	88.8	24.704	87.9	18.571	96.5	1:38.332	75.05	0.277	16:30:35.020	
12 -	<b>54.867</b>	88.6	24.705	89.7	18.580	<b>96.8</b>	1:38.152	<b>(3)</b>	75.18	0.097	16:32:13.172

P8		9		David FAIRBROTHER		Scirocco - Slidesports					
LAP	SECTOR 1	SECTOR 2	SECTOR 3	LAP TIME	MPH	DIFF	TIME OF DAY				
1 -		90.5	25.309	<b>92.3</b>	18.690	98.6	1:47.564	68.60	9.285	16:13:58.951	
<b>2 -</b>	55.112	<b>91.6</b>	<b>24.628</b>	<b>92.3</b>	18.539	98.3	<b>1:38.279</b>	<b>(1)</b>	<b>75.09</b>		<b>16:15:37.230</b>
3 -	55.162	91.1	24.790	91.1	<b>18.494</b>	<b>98.9</b>	1:38.446	<b>(3)</b>	74.96	0.167	16:17:15.676
4 -	54.957	90.1	24.835	89.9	18.668	97.2	1:38.460	74.95	0.181	16:18:54.136	
5 -	55.979	89.8	24.909	90.0	18.671	97.1	1:39.559	74.12	1.280	16:20:33.695	
6 -	<b>54.783</b>	90.8	24.761	91.4	18.745	97.1	1:38.289	<b>(2)</b>	75.08	0.010	16:22:11.984
7 -	55.309	90.6	24.952	90.9	18.762	98.2	1:39.023	74.52	0.744	16:23:51.007	
8 -	55.527	90.9	25.092	90.4	18.810	98.1	1:39.429	74.22	1.150	16:25:30.436	
9 -	58.377	88.5	25.719	89.4	19.315	98.8	1:43.411	71.36	5.132	16:27:13.847	
10 -	55.927	87.6	25.618	90.5	18.844	98.3	1:40.389	73.51	2.110	16:28:54.236	
11 -	56.262	89.4	25.355	89.5	18.854	97.8	1:40.471	73.45	2.192	16:30:34.707	
12 -	56.093	89.7	25.248	90.4	19.067	97.8	1:40.408	73.50	2.129	16:32:15.115	

Weather / Track : Cloudy / Dry

Rockingham ISS Long  
Circuit Length = 2.0500 miles  
Start: 16:12 Flag 16:32 End: 16:33

# Milltek Sport Volkswagen Racing Cup

## RACE 2 - ROUND 4 - SECTOR ANALYSIS

SECTOR 1 = FL to I1, SECTOR 2 = I1 to I2, SECTOR 3 = I2 to FL, DIFF = Difference To Personal Best Lap

P9 33		Lucas ORROCK		Scirocco - KPM Racing						
LAP	SECTOR 1	SECTOR 2	SECTOR 3	LAP TIME	MPH	DIFF	TIME OF DAY			
1 -		86.9	25.212	88.6	18.893	95.0	1:49.990	67.09	11.907	16:14:01.377
2 -	55.362	<b>88.6</b>	24.846	89.0	18.618	95.4	1:38.826	74.67	0.743	16:15:40.203
3 -	54.979	88.4	32.418	83.7	19.432	94.1	1:46.829	69.08	8.746	16:17:27.032
4 -	55.272	87.7	24.811	88.7	<b>18.496</b>	94.7	1:38.579	74.86	0.496	16:19:05.611
5 -	55.205	88.3	25.368	87.7	19.180	93.8	1:39.753	73.98	1.670	16:20:45.364
6 -	54.944	87.8	24.676	89.3	18.603	93.9	1:38.223 (3)	75.13	0.140	16:22:23.587
7 -	55.234	87.9	24.814	89.0	18.575	95.4	1:38.623	74.83	0.540	16:24:02.210
8 -	54.951	87.9	<b>24.640</b>	89.2	18.618	95.1	1:38.209 (2)	75.14	0.126	16:25:40.419
9 -	<b>54.881</b>	87.8	24.706	89.5	<b>18.496</b>	<b>96.6</b>	<b>1:38.083 (1)</b>	<b>75.24</b>		<b>16:27:18.502</b>
10 -	55.478	<b>88.6</b>	24.739	<b>90.6</b>	18.867	95.5	1:39.084	74.48	1.001	16:28:57.586
11 -	55.380	87.8	24.747	89.0	18.813	95.0	1:38.940	74.59	0.857	16:30:36.526
12 -	55.310	87.8	24.974	89.5	18.694	95.3	1:38.978	74.56	0.895	16:32:15.504

P10 27		Stefan DI RESTA		Scirocco - JWB Motorsport						
LAP	SECTOR 1	SECTOR 2	SECTOR 3	LAP TIME	MPH	DIFF	TIME OF DAY			
1 -		86.9	25.156	87.7	19.690	93.4	1:48.980	67.71	10.129	16:14:00.367
2 -	55.367	87.2	24.966	88.8	18.683	95.0	1:39.016 (3)	74.53	0.165	16:15:39.383
3 -	55.358	87.3	24.897	89.3	<b>18.596</b>	<b>96.1</b>	<b>1:38.851 (1)</b>	<b>74.65</b>		<b>16:17:18.234</b>
4 -	<b>55.181</b>	87.1	24.979	<b>89.8</b>	18.701	95.3	1:38.861 (2)	74.65	0.010	16:18:57.095
5 -	55.690	87.3	<b>24.749</b>	88.6	18.635	95.1	1:39.074	74.48	0.223	16:20:36.169
6 -	55.425	<b>87.4</b>	25.256	89.3	18.778	95.4	1:39.459	74.20	0.608	16:22:15.628
7 -	58.125	86.0	25.088	88.5	18.929	94.6	1:42.142	72.25	3.291	16:23:57.770
8 -	55.993	86.1	24.983	83.3	18.742	93.5	1:39.718	74.00	0.867	16:25:37.488
9 -	55.590	85.9	24.963	87.9	18.768	94.2	1:39.321	74.30	0.470	16:27:16.809
10 -	56.251	86.5	25.172	88.5	19.100	93.7	1:40.523	73.41	1.672	16:28:57.332
11 -	56.128	86.8	24.878	88.0	19.312	94.3	1:40.318	73.56	1.467	16:30:37.650
12 -	56.239	86.2	25.151	86.4	19.065	86.3	1:40.455	73.46	1.604	16:32:18.105

P11 22		Howard FULLER		Golf GTI - Team Hard						
LAP	SECTOR 1	SECTOR 2	SECTOR 3	LAP TIME	MPH	DIFF	TIME OF DAY			
1 -		86.9	25.803	88.5	20.030	94.5	1:56.972	63.09	18.014	16:14:08.359
2 -	56.925	89.1	24.940	<b>89.5</b>	18.826	96.9	1:40.691	73.29	1.733	16:15:49.050
3 -	56.138	88.7	25.044	88.7	18.938	<b>97.5</b>	1:40.120	73.71	1.162	16:17:29.170
4 -	55.523	<b>89.5</b>	25.104	88.8	19.287	94.6	1:39.914	73.86	0.956	16:19:09.084
5 -	55.489	88.7	24.784	88.6	<b>18.685</b>	96.2	<b>1:38.958 (1)</b>	<b>74.57</b>		<b>16:20:48.042</b>
6 -	<b>55.352</b>	89.0	<b>24.703</b>	89.4	19.888	93.4	1:39.943	73.84	0.985	16:22:27.985
7 -	55.850	88.7	24.761	89.1	18.833	96.4	1:39.444 (3)	74.21	0.486	16:24:07.429
8 -	55.837	88.8	24.905	89.1	18.704	95.8	1:39.446	74.21	0.488	16:25:46.875
9 -	55.648	88.3	24.910	88.8	18.855	96.1	1:39.413 (2)	74.23	0.455	16:27:26.288
10 -	56.012	89.0	24.818	89.2	18.851	95.0	1:39.681	74.03	0.723	16:29:05.969
11 -	56.180	88.6	25.049	88.0	18.830	95.8	1:40.059	73.75	1.101	16:30:46.028
12 -	56.132	87.2	24.934	88.7	18.850	94.3	1:39.916	73.86	0.958	16:32:25.944

P12 29		Chris PANAYIOTOU		Scirocco - Maximum Motorsport						
LAP	SECTOR 1	SECTOR 2	SECTOR 3	LAP TIME	MPH	DIFF	TIME OF DAY			
1 -		88.4	25.802	88.7	20.405	97.5	1:58.612	62.21	20.174	16:14:09.999
2 -	57.798	89.7	24.663	<b>91.1</b>	19.553	95.1	1:42.014	72.34	3.576	16:15:52.013
3 -	56.279	89.4	25.376	89.8	19.243	<b>97.9</b>	1:40.898	73.14	2.460	16:17:32.911
4 -	55.394	<b>90.0</b>	<b>24.501</b>	91.0	18.744	97.1	1:38.639 (2)	74.81	0.201	16:19:11.550
5 -	55.315	87.0	24.848	89.8	19.290	96.9	1:39.453	74.20	1.015	16:20:51.003
6 -	55.211	89.2	24.616	90.6	<b>18.611</b>	96.2	<b>1:38.438 (1)</b>	<b>74.97</b>		<b>16:22:29.441</b>
7 -	55.664	89.9	24.912	90.1	18.939	97.3	1:39.515	74.15	1.077	16:24:08.956
8 -	56.678	89.8	25.135	90.4	20.389	96.2	1:42.202	72.20	3.764	16:25:51.158
9 -	55.473	89.1	24.663	90.3	18.674	97.1	1:38.810	74.68	0.372	16:27:29.968
10 -	55.476	89.1	25.151	90.5	18.761	96.5	1:39.388	74.25	0.950	16:29:09.356
11 -	55.462	89.2	24.806	90.0	18.786	97.3	1:39.054	74.50	0.616	16:30:48.410
12 -	<b>55.184</b>	88.6	24.788	89.5	18.725	97.1	1:38.697 (3)	74.77	0.259	16:32:27.107

Weather / Track : Cloudy / Dry

Rockingham ISS Long  
Circuit Length = 2.0500 miles  
Start: 16:12 Flag 16:32 End: 16:33

# Milltek Sport Volkswagen Racing Cup

## RACE 2 - ROUND 4 - SECTOR ANALYSIS

SECTOR 1 = FL to I1, SECTOR 2 = I1 to I2, SECTOR 3 = I2 to FL, DIFF = Difference To Personal Best Lap

P13 99		Jack WALKER-TULLY					Scirocco - Cooke & Mason			
LAP	SECTOR 1	SECTOR 2	SECTOR 3	LAP TIME	MPH	DIFF	TIME OF DAY			
1 -		88.6	25.538	90.4	20.029	97.8	1:59.862	61.57	21.819	16:14:11.249
2 -	57.935	89.9	24.875	91.0	18.999	96.5	1:41.809	72.48	3.766	16:15:53.058
3 -	57.653	89.3	24.908	90.8	18.761	97.2	1:41.322	72.83	3.279	16:17:34.380
4 -	55.688	90.5	24.830	90.8	19.004	96.4	1:39.522	74.15	1.479	16:19:13.902
5 -	<b>54.696</b>	89.1	<b>24.671</b>	91.3	18.676	98.3	<b>1:38.043 (1)</b>	<b>75.27</b>		<b>16:20:51.945</b>
6 -	56.520	90.5	25.275	90.5	18.810	97.5	1:40.605	73.35	2.562	16:22:32.550
7 -	56.412	89.4	25.036	90.4	19.452	97.1	1:40.900	73.14	2.857	16:24:13.450
8 -	55.213	88.8	24.732	90.4	18.531	97.6	1:38.476 (3)	74.94	0.433	16:25:51.926
9 -	56.195	89.9	24.675	90.9	18.804	97.2	1:39.674	74.04	1.631	16:27:31.600
10 -	55.040	89.3	24.759	90.9	<b>18.503</b>	97.8	1:38.302 (2)	75.07	0.259	16:29:09.902
11 -	55.167	<b>91.1</b>	24.825	<b>91.5</b>	18.764	<b>98.8</b>	1:38.756	74.72	0.713	16:30:48.658
12 -	55.103	89.7	24.956	90.6	18.616	98.3	1:38.675	74.79	0.632	16:32:27.333

P14 12		Simon RUDD					Golf GTI - Team Hard			
LAP	SECTOR 1	SECTOR 2	SECTOR 3	LAP TIME	MPH	DIFF	TIME OF DAY			
1 -		88.3	25.767	79.7	19.295	95.4	1:52.959	65.33	13.455	16:14:04.346
2 -	56.319	88.6	24.900	90.1	18.945	95.7	1:40.164	73.67	0.660	16:15:44.510
3 -	56.979	87.1	25.873	88.7	19.025	95.5	1:41.877	72.44	2.373	16:17:26.387
4 -	57.032	87.4	24.864	89.0	18.845	95.5	1:40.741	73.25	1.237	16:19:07.128
5 -	55.858	87.1	24.800	88.3	18.846	94.6	<b>1:39.504 (1)</b>	<b>74.16</b>		<b>16:20:46.632</b>
6 -	<b>55.787</b>	<b>88.8</b>	24.879	<b>90.4</b>	19.110	93.0	1:39.776 (3)	73.96	0.272	16:22:26.408
7 -	56.617	<b>88.8</b>	25.094	88.0	19.073	95.3	1:40.784	73.22	1.280	16:24:07.192
8 -	56.850	88.3	<b>24.784</b>	89.7	<b>18.792</b>	<b>96.0</b>	1:40.426	73.48	0.922	16:25:47.618
9 -	55.983	86.9	25.289	87.1	18.911	95.0	1:40.183	73.66	0.679	16:27:27.801
10 -	56.183	88.1	25.176	89.8	19.143	94.1	1:40.502	73.43	0.998	16:29:08.303
11 -	55.820	87.2	24.974	88.0	18.802	95.0	1:39.596 (2)	74.09	0.092	16:30:47.899
12 -	56.802	87.1	24.923	89.2	19.034	94.2	1:40.759	73.24	1.255	16:32:28.658

P15 97		Richard WALKER					Golf GTI -			
LAP	SECTOR 1	SECTOR 2	SECTOR 3	LAP TIME	MPH	DIFF	TIME OF DAY			
1 -		89.7	25.505	90.3	19.182	94.3	1:51.982	65.90	11.935	16:14:03.369
2 -	56.298	<b>90.0</b>	24.995	90.4	<b>18.905</b>	94.6	1:40.198 (2)	73.65	0.151	16:15:43.567
3 -	<b>55.757</b>	89.2	25.130	90.1	19.160	94.5	<b>1:40.047 (1)</b>	<b>73.76</b>		<b>16:17:23.614</b>
4 -	56.410	89.2	24.984	<b>90.8</b>	19.125	93.0	1:40.519 (3)	73.41	0.472	16:19:04.133
5 -	56.329	87.9	25.550	86.8	19.300	95.5	1:41.179	72.94	1.132	16:20:45.312
6 -	56.706	88.8	<b>24.959</b>	89.8	18.907	96.0	1:40.572	73.38	0.525	16:22:25.884
7 -	56.690	89.0	25.250	90.5	19.581	89.2	1:41.521	72.69	1.474	16:24:07.405
8 -	57.578	89.3	25.337	90.1	20.406	95.8	1:43.321	71.42	3.274	16:25:50.726
9 -	56.729	89.3	25.100	89.4	18.966	<b>96.1</b>	1:40.795	73.21	0.748	16:27:31.521
10 -	56.629	87.4	25.031	89.9	18.985	95.4	1:40.645	73.32	0.598	16:29:12.166
11 -	56.302	88.6	25.229	89.8	19.064	93.3	1:40.595	73.36	0.548	16:30:52.761
12 -	56.205	88.3	25.158	89.1	19.384	90.0	1:40.747	73.25	0.700	16:32:33.508

P16 77		George WHITE					Scirocco - KPM Racing			
LAP	SECTOR 1	SECTOR 2	SECTOR 3	LAP TIME	MPH	DIFF	TIME OF DAY			
1 -		87.0	25.641	86.5	20.052	94.7	1:56.059	63.58	16.916	16:14:07.446
2 -	57.743	86.3	25.325	<b>90.0</b>	19.229	94.7	1:42.297	72.14	3.154	16:15:49.743
3 -	56.164	<b>89.7</b>	25.385	<b>90.0</b>	18.850	<b>96.9</b>	1:40.399	73.50	1.256	16:17:30.142
4 -	55.809	89.4	25.194	89.1	18.849	95.5	1:39.852 (3)	73.90	0.709	16:19:09.994
5 -	<b>55.380</b>	89.3	24.999	88.6	<b>18.764</b>	95.3	<b>1:39.143 (1)</b>	<b>74.43</b>		<b>16:20:49.137</b>
6 -	55.512	89.1	<b>24.910</b>	88.8	19.040	94.7	1:39.462 (2)	74.19	0.319	16:22:28.599
7 -	56.244	88.1	25.043	88.8	18.908	96.1	1:40.195	73.65	1.052	16:24:08.794
8 -	56.549	89.0	25.202	89.5	19.826	93.2	1:41.577	72.65	2.434	16:25:50.371
9 -	58.159	87.8	25.259	89.0	18.904	95.7	1:42.322	72.12	3.179	16:27:32.693
10 -	56.690	88.0	25.741	88.5	19.129	94.1	1:41.560	72.66	2.417	16:29:14.253
11 -	56.434	88.3	25.362	88.1	18.958	94.2	1:40.754	73.24	1.611	16:30:55.007
12 -	55.803	88.4	25.308	88.0	19.018	93.3	1:40.129	73.70	0.986	16:32:35.136

Weather / Track : Cloudy / Dry

Rockingham ISS Long  
Circuit Length = 2.0500 miles  
Start: 16:12 Flag 16:32 End: 16:33

# Milltek Sport Volkswagen Racing Cup

## RACE 2 - ROUND 4 - SECTOR ANALYSIS

SECTOR 1 = FL to I1, SECTOR 2 = I1 to I2, SECTOR 3 = I2 to FL, DIFF = Difference To Personal Best Lap

P17 23		Kieran GALLAGHER			Golf GTI - Team Hard					
LAP	SECTOR 1	SECTOR 2	SECTOR 3	LAP TIME	MPH	DIFF	TIME OF DAY			
1 -		84.9	26.138	87.0	19.770	<b>94.7</b>	1:55.483	63.90	15.336	16:14:06.870
2 -	57.125	<b>88.1</b>	25.271	86.5	18.959	91.9	1:41.355	72.81	1.208	16:15:48.225
3 -	56.927	82.9	25.542	90.5	19.062	94.3	1:41.531	72.68	1.384	16:17:29.756
4 -	56.985	86.8	25.267	86.8	18.816	94.1	1:41.068	73.02	0.921	16:19:10.824
5 -	56.348	82.1	25.403	89.4	19.234	94.3	1:40.985	73.08	0.838	16:20:51.809
6 -	56.470	87.4	25.321	<b>90.6</b>	<b>18.728</b>	94.5	1:40.519	73.41	0.372	16:22:32.328
7 -	57.671	86.4	25.278	89.2	19.597	<b>94.7</b>	1:42.546	71.96	2.399	16:24:14.874
8 -	56.765	87.8	<b>25.050</b>	89.9	18.770	94.5	1:40.585	73.37	0.438	16:25:55.459
9 -	56.692	85.4	25.150	90.1	19.008	94.2	1:40.850	73.17	0.703	16:27:36.309
10 -	56.058	87.3	25.409	89.8	18.810	93.7	1:40.277 (3)	73.59	0.130	16:29:16.586
11 -	56.060	86.9	25.162	89.9	18.925	94.1	<b>1:40.147 (1)</b>	<b>73.69</b>		<b>16:30:56.733</b>
12 -	<b>56.038</b>	87.4	25.145	86.0	18.975	93.7	1:40.158 (2)	73.68	0.011	16:32:36.891

P18 44		Robin RILEY			Scirocco - AWM Warranty Direct					
LAP	SECTOR 1	SECTOR 2	SECTOR 3	LAP TIME	MPH	DIFF	TIME OF DAY			
1 -		89.3	26.172	89.3	20.157	97.9	1:59.320	61.85	20.058	16:14:10.707
2 -	58.090	85.8	24.927	<b>90.8</b>	19.122	96.6	1:42.139	72.25	2.877	16:15:52.846
3 -	58.410	89.2	25.371	87.3	18.846	97.3	1:42.627	71.91	3.365	16:17:35.473
4 -	56.181	88.6	25.124	90.3	18.776	94.7	1:40.081	73.74	0.819	16:19:15.554
5 -	55.943	88.8	<b>24.749</b>	89.7	18.832	96.5	1:39.524	74.15	0.262	16:20:55.078
6 -	55.650	89.9	24.829	90.4	19.007	95.4	1:39.486 (2)	74.18	0.224	16:22:34.564
7 -	56.115	89.1	25.104	90.4	19.750	97.5	1:40.969	73.09	1.707	16:24:15.533
8 -	56.797	<b>90.4</b>	25.369	89.3	19.045	95.3	1:41.211	72.91	1.949	16:25:56.744
9 -	57.214	88.0	25.764	88.8	19.055	<b>98.5</b>	1:42.033	72.32	2.771	16:27:38.777
10 -	56.288	86.3	25.274	87.9	18.704	97.9	1:40.266	73.60	1.004	16:29:19.043
11 -	55.715	85.2	24.874	<b>90.8</b>	18.921	96.9	1:39.510 (3)	74.16	0.248	16:30:58.553
12 -	<b>55.611</b>	86.4	24.981	89.8	<b>18.670</b>	96.6	<b>1:39.262 (1)</b>	<b>74.34</b>		<b>16:32:37.815</b>

P19 17		Tim SNAYLAM			Scirocco - AWM Warranty Direct					
LAP	SECTOR 1	SECTOR 2	SECTOR 3	LAP TIME	MPH	DIFF	TIME OF DAY			
1 -		87.9	25.748	88.1	20.136	<b>96.8</b>	1:54.833	64.26	14.476	16:14:06.220
2 -	57.452	88.8	25.175	89.0	19.110	95.3	1:41.737	72.53	1.380	16:15:47.957
3 -	56.164	87.9	25.049	89.1	19.273	96.5	1:40.486 (2)	73.44	0.129	16:17:28.443
4 -	<b>56.063</b>	<b>89.7</b>	25.179	88.8	19.356	92.5	1:40.598 (3)	73.36	0.241	16:19:09.041
5 -	57.817	84.5	25.400	89.9	19.312	95.5	1:42.529	71.97	2.172	16:20:51.570
6 -	56.465	87.8	<b>25.042</b>	89.4	<b>18.850</b>	95.3	<b>1:40.357 (1)</b>	<b>73.53</b>		<b>16:22:31.927</b>
7 -	57.850	86.2	25.415	<b>91.1</b>	19.361	95.3	1:42.626	71.91	2.269	16:24:14.553
8 -	56.779	87.8	25.804	89.5	19.093	96.4	1:41.676	72.58	1.319	16:25:56.229
9 -	57.007	86.1	25.312	88.7	19.167	95.3	1:41.486	72.71	1.129	16:27:37.715
10 -	56.526	88.6	25.333	89.4	19.044	95.0	1:40.903	73.13	0.546	16:29:18.618
11 -	56.693	86.7	25.258	88.6	19.108	94.9	1:41.059	73.02	0.702	16:30:59.677
12 -	56.634	88.3	25.228	89.0	19.526	89.7	1:41.388	72.78	1.031	16:32:41.065

P20 18		Craig MASON			Golf GTI - AWM Warranty Direct					
LAP	SECTOR 1	SECTOR 2	SECTOR 3	LAP TIME	MPH	DIFF	TIME OF DAY			
1 -		88.6	25.781	<b>91.9</b>	19.810	97.5	1:56.518	63.33	15.117	16:14:07.905
2 -	58.163	<b>89.8</b>	25.470	90.1	20.349	96.0	1:43.982	70.97	2.581	16:15:51.887
3 -	57.548	89.3	25.641	90.4	<b>19.250</b>	96.2	1:42.439	72.04	1.038	16:17:34.326
4 -	57.826	89.2	25.498	90.3	19.514	<b>97.9</b>	1:42.838	71.76	1.437	16:19:17.164
5 -	56.783	88.4	25.624	87.7	19.254	96.1	1:41.661 (2)	72.59	0.260	16:20:58.825
6 -	56.753	88.8	25.350	90.3	19.298	95.5	<b>1:41.401 (1)</b>	<b>72.78</b>		<b>16:22:40.226</b>
7 -	<b>56.558</b>	88.1	25.935	82.0	19.298	94.9	1:41.791 (3)	72.50	0.390	16:24:22.017
8 -	57.080	88.7	<b>25.260</b>	89.9	19.733	96.8	1:42.073	72.30	0.672	16:26:04.090
9 -	56.938	87.8	25.865	89.7	19.480	94.9	1:42.283	72.15	0.882	16:27:46.373
10 -	57.121	87.6	25.576	89.1	19.532	95.1	1:42.229	72.19	0.828	16:29:28.602
11 -	57.105	88.4	25.469	89.5	19.253	96.0	1:41.827	72.47	0.426	16:31:10.429
12 -	56.856	88.4	25.716	88.8	19.540	96.0	1:42.112	72.27	0.711	16:32:52.541

Weather / Track : Cloudy / Dry

Rockingham ISS Long  
Circuit Length = 2.0500 miles  
Start: 16:12 Flag 16:32 End: 16:33



# Milltek Sport Volkswagen Racing Cup

## RACE 2 - ROUND 4 - SECTOR ANALYSIS

SECTOR 1 = FL to I1, SECTOR 2 = I1 to I2, SECTOR 3 = I2 to FL, DIFF = Difference To Personal Best Lap

P21 98		Matt HAMILTON		Golf GTI - THM Racing						
LAP	SECTOR 1	SECTOR 2	SECTOR 3	LAP TIME	MPH	DIFF	TIME OF DAY			
1 -		85.8	25.610	89.1	19.847	94.7	1:57.036	63.05	16.736	16:14:08.423
2 -	56.415	86.9	<b>25.069</b>	<b>89.3</b>	<b>18.816</b>	<b>96.6</b>	<b>1:40.300 (1)</b>	<b>73.57</b>		<b>16:15:48.723</b>
3 -	<b>55.940</b>	85.5	25.397	87.3	19.003	96.5	1:40.340 (2)	73.54	0.040	16:17:29.063
4 -	56.500	86.5	25.687	85.4	19.110	94.7	1:41.297	72.85	0.997	16:19:10.360
5 -	56.141	83.7	25.252	86.1	19.176	93.4	1:40.569	73.38	0.269	16:20:50.929
6 -	56.184	86.3	25.256	86.7	19.010	92.6	1:40.450 (3)	73.46	0.150	16:22:31.379
7 -	57.325	82.9	25.374	87.4	19.275	92.4	1:41.974	72.37	1.674	16:24:13.353
8 -	57.214	86.1	25.295	87.7	19.110	94.7	1:41.619	72.62	1.319	16:25:54.972
9 -	58.505	86.4	25.763	87.2	19.176	95.0	1:43.444	71.34	3.144	16:27:38.416
10 -	59.339	85.9	26.134	87.0	19.480	90.8	1:44.953	70.31	4.653	16:29:23.369
11 -	59.219	86.9	26.309	87.8	19.306	94.3	1:44.834	70.39	4.534	16:31:08.203
12 -	1:00.077	<b>87.7</b>	25.978	88.3	19.274	95.0	1:45.329	70.06	5.029	16:32:53.532

P22 88		James PILE		Golf GTI - Slidesports						
LAP	SECTOR 1	SECTOR 2	SECTOR 3	LAP TIME	MPH	DIFF	TIME OF DAY			
1 -		<b>88.1</b>	26.291	<b>90.3</b>	19.838	93.4	1:54.643	64.37	13.641	16:14:06.030
2 -	1:00.621	87.0	25.222	88.4	19.760	92.6	1:45.603	69.88	4.601	16:15:51.633
3 -	<b>56.357</b>	87.2	25.706	86.1	19.102	<b>93.8</b>	1:41.165	72.95	0.163	16:17:32.798
4 -	56.516	87.0	25.433	86.5	19.053	<b>93.8</b>	<b>1:41.002 (1)</b>	<b>73.06</b>		<b>16:19:13.800</b>
5 -	1:06.435	84.2	<b>25.170</b>	87.8	19.219	92.4	1:50.824	66.59	9.822	16:21:04.624
6 -	56.473	87.0	29.065	78.8	19.204	92.3	1:44.742	70.45	3.740	16:22:49.366
7 -	56.369	87.2	25.686	87.0	19.095	92.1	1:41.150 (3)	72.96	0.148	16:24:30.516
8 -	57.042	86.9	25.469	87.0	18.997	92.6	1:41.508	72.70	0.506	16:26:12.024
9 -	56.680	86.0	25.406	87.3	<b>18.936</b>	92.8	1:41.022 (2)	73.05	0.020	16:27:53.046
10 -	56.603	86.5	25.576	87.4	19.050	92.1	1:41.229	72.90	0.227	16:29:34.275
11 -	56.791	86.9	25.693	86.8	19.028	92.5	1:41.512	72.70	0.510	16:31:15.787
12 -	56.923	86.9	25.531	86.3	18.971	92.4	1:41.425	72.76	0.423	16:32:57.212

P23 51		Simon ANDREWS		Golf GTI - AWM Warranty Direct						
LAP	SECTOR 1	SECTOR 2	SECTOR 3	LAP TIME	MPH	DIFF	TIME OF DAY			
1 -		86.8	26.618	87.9	20.072	<b>96.2</b>	2:00.746	61.11	19.451	16:14:12.133
2 -	59.384	87.2	25.869	91.0	20.003	94.6	1:45.256	70.11	3.961	16:15:57.389
3 -	58.599	89.9	25.844	91.0	19.329	95.5	1:43.772	71.11	2.477	16:17:41.161
4 -	58.026	<b>90.6</b>	25.509	90.5	19.584	95.0	1:43.119	71.56	1.824	16:19:24.280
5 -	57.505	90.4	25.186	<b>91.9</b>	19.379	94.5	1:42.070 (3)	72.30	0.775	16:21:06.350
6 -	57.176	90.3	25.513	90.0	19.320	93.9	1:42.009 (2)	72.34	0.714	16:22:48.359
7 -	58.303	90.3	25.276	90.4	19.337	95.8	1:42.916	71.70	1.621	16:24:31.275
8 -	57.807	89.9	<b>25.112</b>	90.6	19.251	95.8	1:42.170	72.23	0.875	16:26:13.445
9 -	<b>57.023</b>	89.8	25.153	<b>91.9</b>	<b>19.119</b>	95.7	<b>1:41.295 (1)</b>	<b>72.85</b>		<b>16:27:54.740</b>
10 -	57.747	90.3	25.426	90.6	19.202	94.6	1:42.375	72.08	1.080	16:29:37.115
11 -	58.355	89.7	25.367	90.4	19.712	95.0	1:43.434	71.34	2.139	16:31:20.549
12 -	58.469	89.2	25.937	87.9	19.702	92.9	1:44.108	70.88	2.813	16:33:04.657

P24 46		Andrew SMITH		Beetle - Brooklands Garage						
LAP	SECTOR 1	SECTOR 2	SECTOR 3	LAP TIME	MPH	DIFF	TIME OF DAY			
1 -		84.6	26.235	<b>85.4</b>	20.055	<b>92.8</b>	1:59.962	61.51	15.406	16:14:11.349
2 -	59.689	83.4	26.116	84.5	20.118	90.8	1:45.923	69.67	1.367	16:15:57.272
3 -	59.839	80.8	<b>26.099</b>	84.2	19.547	90.9	1:45.485	69.96	0.929	16:17:42.757
4 -	<b>58.730</b>	<b>85.3</b>	26.220	83.9	19.606	90.1	<b>1:44.556 (1)</b>	<b>70.58</b>		<b>16:19:27.313</b>
5 -	58.843	81.9	26.561	82.8	19.642	89.4	1:45.046	70.25	0.490	16:21:12.359
6 -	59.003	84.5	26.287	82.0	19.527	90.3	1:44.817	70.40	0.261	16:22:57.176
7 -	59.036	84.7	26.164	83.6	19.613	90.5	1:44.813 (3)	70.41	0.257	16:24:41.989
8 -	58.995	84.2	26.407	83.7	19.845	89.8	1:45.247	70.12	0.691	16:26:27.236
9 -	59.526	83.8	26.316	83.7	19.663	89.1	1:45.505	69.94	0.949	16:28:12.741
10 -	59.572	83.0	26.264	81.7	19.686	86.4	1:45.522	69.93	0.966	16:29:58.263
11 -	59.459	84.2	26.269	83.2	<b>19.475</b>	90.3	1:45.203	70.15	0.647	16:31:43.466
12 -	58.833	83.2	26.363	81.8	19.517	89.1	1:44.713 (2)	70.47	0.157	16:33:28.179

Weather / Track : Cloudy / Dry

Rockingham ISS Long  
Circuit Length = 2.0500 miles  
Start: 16:12 Flag 16:32 End: 16:33

# Milltek Sport Volkswagen Racing Cup

## RACE 2 - ROUND 4 - SECTOR ANALYSIS

SECTOR 1 = FL to I1, SECTOR 2 = I1 to I2, SECTOR 3 = I2 to FL, DIFF = Difference To Personal Best Lap

<b>P25 69</b>		<b>Mark CLYNES</b>		Scirocco - JWB Motorsport						
LAP	SECTOR 1	SECTOR 2	SECTOR 3	LAP TIME	MPH	DIFF	TIME OF DAY			
1 -		84.3	26.677	<b>87.3</b>	20.074	<b>93.2</b>	2:01.468	60.75	16.314	16:14:12.855
2 -	<b>59.343</b>	<b>86.1</b>	<b>25.885</b>	<b>87.3</b>	19.926	91.4	<b>1:45.154 (1)</b>	<b>70.18</b>		<b>16:15:58.009</b>
3 -	59.657	84.5	26.016	85.9	<b>19.622</b>	91.4	1:45.295 (2)	70.08	0.141	16:17:43.304
4 -	59.949	85.7	25.986	86.9	19.652	91.3	1:45.587	69.89	0.433	16:19:28.891
5 -	59.400	84.9	26.174	86.0	19.859	88.4	1:45.433 (3)	69.99	0.279	16:21:14.324
6 -	1:00.009	<b>86.1</b>	26.120	85.9	19.857	89.4	1:45.986	69.63	0.832	16:23:00.310
7 -	59.953	84.7	26.207	86.8	19.697	91.4	1:45.857	69.71	0.703	16:24:46.167
8 -	59.922	86.0	25.939	87.2	32.384	90.3	1:58.245	62.41	13.091	16:26:44.412
9 -	1:01.460	83.6	26.694	86.2	19.926	90.1	1:48.080	68.28	2.926	16:28:32.492
10 -	1:00.767	84.3	26.524	86.3	25.449	91.9	1:52.740	65.46	7.586	16:30:25.232
11 -	1:12.765	85.7	26.459	87.2	20.007	87.6	1:59.231	61.89	14.077	16:32:24.463

<b>P26 2</b>		<b>Adam WEAVER</b>		Golf GTI - Power Maxed Racing						
LAP	SECTOR 1	SECTOR 2	SECTOR 3	LAP TIME	MPH	DIFF	TIME OF DAY			
1 -		<b>87.2</b>	27.050	88.4	20.001	95.0	2:02.518	60.23	16.334	16:14:13.905
2 -	<b>1:00.211</b>	85.4	<b>26.489</b>	88.6	<b>19.484</b>	<b>95.3</b>	<b>1:46.184 (1)</b>	<b>69.50</b>		<b>16:16:00.089</b>
3 -	1:00.611	86.7	27.020	88.1	19.817	94.3	1:47.448 (2)	68.68	1.264	16:17:47.537
4 -	1:01.205	86.0	26.681	88.4	20.033	91.6	1:47.919 (3)	68.38	1.735	16:19:35.456
5 -	1:01.872	85.8	27.149	87.3	20.054	93.8	1:49.075	67.65	2.891	16:21:24.531
6 -	1:01.177	85.5	27.179	87.6	19.663	93.5	1:48.019	68.32	1.835	16:23:12.550
7 -	1:01.847	86.5	27.035	<b>88.7</b>	19.786	91.4	1:48.668	67.91	2.484	16:25:01.218
8 -	1:01.518	86.7	27.138	87.7	19.927	91.4	1:48.583	67.96	2.399	16:26:49.801
9 -	1:03.644	86.5	27.298	88.3	20.137	90.6	1:51.079	66.43	4.895	16:28:40.880
10 -	1:04.340	53.9	31.181	70.2	22.937	93.3	1:58.458	62.30	12.274	16:30:39.338
11 -	1:04.575	68.1	29.004	85.7	20.427	91.1	1:54.006	64.73	7.822	16:32:33.344

<b>P27 40</b>		<b>Simon TOMLINSON</b>		Golf GTI - AWM Warranty Direct						
LAP	SECTOR 1	SECTOR 2	SECTOR 3	LAP TIME	MPH	DIFF	TIME OF DAY			
1 -		85.1	26.292	<b>91.3</b>	20.187	<b>96.9</b>	1:58.266	62.40	17.060	16:14:09.653
2 -					IN PIT		1:53.349 P	65.10	12.143	16:16:03.002
3 -	OUTLAP	88.5	26.480	90.8	19.721	93.9	3:14.594	37.92	1:33.388	16:19:17.596
4 -	57.291	89.4	25.856	89.5	19.505	95.3	1:42.652 (3)	71.89	1.446	16:21:00.248
5 -	<b>56.702</b>	<b>90.4</b>	<b>25.209</b>	90.3	<b>19.295</b>	95.1	<b>1:41.206 (1)</b>	<b>72.92</b>		<b>16:22:41.454</b>
6 -	56.892	86.0	25.666	90.5	19.616	93.7	1:42.174 (2)	72.22	0.968	16:24:23.628
7 -	58.534	88.7	25.415	89.3	19.486	94.7	1:43.435	71.34	2.229	16:26:07.063
8 -	1:00.089	88.8	25.797	90.6	19.395	95.1	1:45.281	70.09	4.075	16:27:52.344
9 -	58.970	89.4	25.594	90.5	19.439	94.7	1:44.003	70.95	2.797	16:29:36.347
10 -	1:00.122	87.7	25.943	85.4	20.058	94.3	1:46.123	69.54	4.917	16:31:22.470
11 -	58.430	89.1	25.710	88.4	19.530	94.5	1:43.670	71.18	2.464	16:33:06.140

<b>P28 8</b>		<b>Aaron MASON</b>		Scirocco - AWM Warranty Direct						
LAP	SECTOR 1	SECTOR 2	SECTOR 3	LAP TIME	MPH	DIFF	TIME OF DAY			
1 -		88.6	24.940	89.8	19.189	96.0	1:49.549	67.36	11.616	16:14:00.936
2 -	55.558	89.7	24.776	91.3	<b>18.450</b>	97.2	1:38.784	74.70	0.851	16:15:39.720
3 -	55.212	90.4	25.117	<b>91.8</b>	18.507	<b>97.8</b>	1:38.836	74.66	0.903	16:17:18.556
4 -	55.255	90.1	24.803	91.4	18.612	<b>97.8</b>	1:38.670 (3)	74.79	0.737	16:18:57.226
5 -	55.255	90.5	24.514	91.1	18.517	97.5	1:38.286 (2)	75.08	0.353	16:20:35.512
6 -	<b>54.814</b>	<b>91.0</b>	24.594	90.9	18.525	95.7	<b>1:37.933 (1)</b>	<b>75.35</b>		<b>16:22:13.445</b>
7 -	55.068	89.8	<b>24.509</b>	91.4	25.044	45.4	1:44.621	70.54	6.688	16:23:58.066
8 -	1:35.962	47.5	39.303	45.2	29.562	46.1	2:44.827	44.77	1:06.894	16:26:42.893
9 -	1:38.404	45.3	41.599	45.3	29.608	45.9	2:49.611	43.51	1:11.678	16:29:32.504
10 -	1:43.753	38.6	48.272	38.6	52.728	39.1	3:24.753	36.04	1:46.820	16:32:57.257

<b>P29 41</b>		<b>Sam MORGAN</b>		Golf GTI - KPM Racing						
LAP	SECTOR 1	SECTOR 2	SECTOR 3	LAP TIME	MPH	DIFF	TIME OF DAY			
1 -		88.7	25.485	91.0	18.798	97.8	1:50.718	66.65	12.394	16:14:02.105
2 -	56.500	90.6	24.960	90.8	18.552	97.9	1:40.012	73.79	1.688	16:15:42.117
3 -	55.507	90.0	24.958	90.9	18.552	97.6	1:39.017	74.53	0.693	16:17:21.134

Weather / Track : Cloudy / Dry

Rockingham ISS Long  
Circuit Length = 2.0500 miles  
Start: 16:12 Flag 16:32 End: 16:33

# Milltek Sport Volkswagen Racing Cup

## RACE 2 - ROUND 4 - SECTOR ANALYSIS

SECTOR 1 = FL to I1, SECTOR 2 = I1 to I2, SECTOR 3 = I2 to FL, DIFF = Difference To Personal Best Lap

4 -	55.532	90.6	24.876	<b>91.1</b>	18.721	97.8	1:39.129	74.44	0.805	16:19:00.263
5 -	54.959	<b>90.9</b>	<b>24.825</b>	90.9	18.540	98.1	<b>1:38.324 (1)</b>	<b>75.05</b>		<b>16:20:38.587</b>
6 -	<b>54.932</b>	90.6	24.861	<b>91.1</b>	18.615	98.2	1:38.408 <b>(2)</b>	74.99	0.084	16:22:16.995
7 -	55.376	90.5	24.950	91.0	18.600	97.6	1:38.926 <b>(3)</b>	74.60	0.602	16:23:55.921
8 -	55.793	90.5	24.872	90.8	<b>18.507</b>	<b>98.6</b>	1:39.172	74.41	0.848	16:25:35.093
9 -	55.287	90.6	24.991	90.9	18.921	97.9	1:39.199	74.39	0.875	16:27:14.292
10 -	55.931	89.1	25.404	<b>91.1</b>	18.794	98.5	1:40.129	73.70	1.805	16:28:54.421

<b>P30 31</b>		<b>Paul DEHADRAY</b>		Scirocco - JWB Motorsport							
LAP	SECTOR 1		SECTOR 2		SECTOR 3		LAP TIME	MPH	DIFF	TIME OF DAY	
1 -		86.1	26.236	<b>89.4</b>	20.513	96.9	1:58.412	62.32	17.319	16:14:09.799	
2 -	59.890	<b>89.7</b>	25.809	88.5	19.040	97.2	1:44.739	70.46	3.646	16:15:54.538	
3 -	57.026	88.6	25.961	86.2	19.071	<b>97.6</b>	1:42.058	72.31	0.965	16:17:36.596	
4 -	<b>56.493</b>	87.6	<b>25.289</b>	88.6	19.311	95.1	<b>1:41.093 (1)</b>	<b>73.00</b>		<b>16:19:17.689</b>	
5 -	57.581	89.1	25.499	87.4	19.843	96.1	1:42.923	71.70	1.830	16:21:00.612	
6 -	56.602	87.9	25.636	87.9	<b>19.037</b>	95.8	1:41.275 <b>(2)</b>	72.87	0.182	16:22:41.887	
7 -	56.821	87.7	25.738	88.3	19.251	96.1	1:41.810	72.48	0.717	16:24:23.697	
8 -	56.852	88.3	25.344	88.3	19.121	91.9	1:41.317 <b>(3)</b>	72.84	0.224	16:26:05.014	

<b>P31 5</b>		<b>Philip HOUSE</b>		Scirocco - PH Motorsport							
LAP	SECTOR 1		SECTOR 2		SECTOR 3		LAP TIME	MPH	DIFF	TIME OF DAY	
1 -		87.6	24.965	<b>89.8</b>	19.752	94.2	1:49.263	67.54	10.837	16:14:00.650	
2 -	55.385	87.9	<b>24.469</b>	<b>89.8</b>	18.572	93.9	<b>1:38.426 (1)</b>	<b>74.98</b>		<b>16:15:39.076</b>	
3 -	55.434	<b>89.0</b>	24.828	88.5	<b>18.471</b>	<b>94.6</b>	1:38.733 <b>(3)</b>	74.74	0.307	16:17:17.809	
4 -	55.384	88.8	24.844	88.3	18.687	93.4	1:38.915	74.60	0.489	16:18:56.724	
5 -	<b>55.118</b>	88.0	24.842	88.6	18.623	92.9	1:38.583 <b>(2)</b>	74.86	0.157	16:20:35.307	
6 -	55.971	87.9	24.773	87.8	18.661	93.2	1:39.405	74.24	0.979	16:22:14.712	
7 -	1:21.221	56.1	37.861	60.0	IN PIT		2:16.245 <b>P</b>	54.16	37.819	16:24:30.957	

# Milltek Sport Volkswagen Racing Cup

## RACE 2 - ROUND 4 - BEST SECTORS

SECTOR 1			SECTOR 2			SECTOR 3			IDEAL / BEST COMPARISON						
POS	NO	NAME	TIME	NO	NAME	TIME	NO	NAME	TIME	POS	NO	NAME	IDEAL	BEST	DIFF
1	99	WALKER-TULLY	54.696	5	HOUSE	24.469	16	WALKER	18.436				<b>PERFECT LAP</b>	<b>1:37.601</b>	
2	9	FAIRBROTHER	54.783	47	BARLEY	24.490	8	MASON	18.450	1	8	MASON	1:37.773	1:37.933	0.160
3	8	MASON	54.814	29	PANAYIOTOU	24.501	37	GREENWAY	18.458	2	99	WALKER-TULLY	1:37.870	1:38.043	0.173
4	13	FULBROOK	54.867	8	MASON	24.509	5	HOUSE	18.471	3	16	WALKER	1:37.883	1:38.319	0.436
5	33	ORROCK	54.881	16	WALKER	24.518	13	FULBROOK	18.492	4	9	FAIRBROTHER	1:37.905	1:38.279	0.374
6	16	WALKER	54.929	13	FULBROOK	24.580	9	FAIRBROTHER	18.494	5	13	FULBROOK	1:37.939	1:38.055	0.116
7	41	MORGAN	54.932	14	CAYGILL	24.590	33	ORROCK	18.496	6	33	ORROCK	1:38.017	1:38.083	0.066
8	6	SUTTON	54.945	9	FAIRBROTHER	24.628	99	WALKER-TULLY	18.503	7	5	HOUSE	1:38.058	1:38.426	0.368
9	14	CAYGILL	54.988	33	ORROCK	24.640	41	MORGAN	18.507	8	47	BARLEY	1:38.066	1:38.315	0.249
10	47	BARLEY	55.003	4	LINES	24.658	14	CAYGILL	18.508	9	14	CAYGILL	1:38.086	1:38.323	0.237
11	4	LINES	55.028	99	WALKER-TULLY	24.671	4	LINES	18.513	10	6	SUTTON	1:38.161	1:38.426	0.265
12	5	HOUSE	55.118	6	SUTTON	24.677	6	SUTTON	18.539	11	4	LINES	1:38.199	1:38.367	0.168
13	37	GREENWAY	55.121	37	GREENWAY	24.682	47	BARLEY	18.573	12	37	GREENWAY	1:38.261	1:38.577	0.316
14	27	DI RESTA	55.181	22	FULLER	24.703	27	DI RESTA	18.596	13	41	MORGAN	1:38.264	1:38.324	0.060
15	29	PANAYIOTOU	55.184	27	DI RESTA	24.749	29	PANAYIOTOU	18.611	14	29	PANAYIOTOU	1:38.296	1:38.438	0.142
16	22	FULLER	55.352	44	RILEY	24.749	44	RILEY	18.670	15	27	DI RESTA	1:38.526	1:38.851	0.325
17	77	WHITE	55.380	12	RUDD	24.784	22	FULLER	18.685	16	22	FULLER	1:38.740	1:38.958	0.218
18	44	RILEY	55.611	41	MORGAN	24.825	23	GALLAGHER	18.728	17	44	RILEY	1:39.030	1:39.262	0.232
19	97	WALKER	55.757	77	WHITE	24.910	77	WHITE	18.764	18	77	WHITE	1:39.054	1:39.143	0.089
20	12	RUDD	55.787	97	WALKER	24.959	12	RUDD	18.792	19	12	RUDD	1:39.363	1:39.504	0.141
21	98	HAMILTON	55.940	17	SNAYLAM	25.042	98	HAMILTON	18.816	20	97	WALKER	1:39.621	1:40.047	0.426
22	23	GALLAGHER	56.038	23	GALLAGHER	25.050	17	SNAYLAM	18.850	21	23	GALLAGHER	1:39.816	1:40.147	0.331
23	17	SNAYLAM	56.063	98	HAMILTON	25.069	97	WALKER	18.905	22	98	HAMILTON	1:39.825	1:40.300	0.475
24	88	PILE	56.357	51	ANDREWS	25.112	88	PILE	18.936	23	17	SNAYLAM	1:39.955	1:40.357	0.402
25	31	DEHADRAY	56.493	88	PILE	25.170	31	DEHADRAY	19.037	24	88	PILE	1:40.463	1:41.002	0.539
26	18	MASON	56.558	40	TOMLINSON	25.209	51	ANDREWS	19.119	25	31	DEHADRAY	1:40.819	1:41.093	0.274
27	40	TOMLINSON	56.702	18	MASON	25.260	18	MASON	19.250	26	18	MASON	1:41.068	1:41.401	0.333
28	51	ANDREWS	57.023	31	DEHADRAY	25.289	40	TOMLINSON	19.295	27	40	TOMLINSON	1:41.206	1:41.206	0.000
29	46	SMITH	58.730	69	CLYNES	25.885	46	SMITH	19.475	28	51	ANDREWS	1:41.254	1:41.295	0.041
30	69	CLYNES	59.343	46	SMITH	26.099	2	WEAVER	19.484	29	46	SMITH	1:44.304	1:44.556	0.252
31	2	WEAVER	1:00.211	2	WEAVER	26.489	69	CLYNES	19.622	30	69	CLYNES	1:44.850	1:45.154	0.304
										31	2	WEAVER	1:46.184	1:46.184	0.000

Weather / Track : Cloudy / Dry

Results can be found at [www.tsl-timing.com](http://www.tsl-timing.com)

Rockingham ISS Long  
Circuit Length = 2.0500 miles  
Start: 16:12 Flag 16:32 End: 16:33

Printed - 16:35 Monday, 05 May 2014

# Milltek Sport Volkswagen Racing Cup

## RACE 2 - ROUND 4 - BEST SPEEDS

POS	SECTOR 1			SECTOR 2			FINISH LINE		
	NO	NAME	MPH	NO	NAME	MPH	NO	NAME	MPH
1	9	David FAIRBROTHER	91.6	9	David FAIRBROTHER	92.3	9	David FAIRBROTHER	98.9
2	99	Jack WALKER-TULLY	91.1	18	Craig MASON	91.9	99	Jack WALKER-TULLY	98.8
3	8	Aaron MASON	91.0	51	Simon ANDREWS	91.9	41	Sam MORGAN	98.6
4	41	Sam MORGAN	90.9	8	Aaron MASON	91.8	44	Robin RILEY	98.5
5	47	Tom BARLEY	90.9	99	Jack WALKER-TULLY	91.5	18	Craig MASON	97.9
6	16	James WALKER	90.6	40	Simon TOMLINSON	91.3	29	Chris PANAYIOTOU	97.9
7	51	Simon ANDREWS	90.6	16	James WALKER	91.1	47	Tom BARLEY	97.9
8	40	Simon TOMLINSON	90.4	17	Tim SNAYLAM	91.1	8	Aaron MASON	97.8
9	44	Robin RILEY	90.4	29	Chris PANAYIOTOU	91.1	31	Paul DEHADRAY	97.6
10	29	Chris PANAYIOTOU	90.0	41	Sam MORGAN	91.1	16	James WALKER	97.5
11	97	Richard WALKER	90.0	44	Robin RILEY	90.8	22	Howard FULLER	97.5
12	18	Craig MASON	89.8	97	Richard WALKER	90.8	14	Josh CAYGILL	97.3
13	17	Tim SNAYLAM	89.7	23	Kieran GALLAGHER	90.6	40	Simon TOMLINSON	96.9
14	31	Paul DEHADRAY	89.7	33	Lucas ORROCK	90.6	77	George WHITE	96.9
15	77	George WHITE	89.7	47	Tom BARLEY	90.6	4	Stewart LINES	96.8
16	22	Howard FULLER	89.5	12	Simon RUDD	90.4	13	Joe FULBROOK	96.8
17	5	Philip HOUSE	89.0	88	James PILE	90.3	17	Tim SNAYLAM	96.8
18	13	Joe FULBROOK	89.0	4	Stewart LINES	90.1	33	Lucas ORROCK	96.6
19	4	Stewart LINES	88.8	14	Josh CAYGILL	90.1	98	Matt HAMILTON	96.6
20	12	Simon RUDD	88.8	77	George WHITE	90.0	51	Simon ANDREWS	96.2
21	14	Josh CAYGILL	88.8	13	Joe FULBROOK	89.9	27	Stefan DI RESTA	96.1
22	37	James GREENWAY	88.7	5	Philip HOUSE	89.8	97	Richard WALKER	96.1
23	6	David SUTTON	88.6	27	Stefan DI RESTA	89.8	12	Simon RUDD	96.0
24	33	Lucas ORROCK	88.6	22	Howard FULLER	89.5	6	David SUTTON	95.7
25	23	Kieran GALLAGHER	88.1	31	Paul DEHADRAY	89.4	2	Adam WEAVER	95.3
26	88	James PILE	88.1	6	David SUTTON	89.3	37	James GREENWAY	95.3
27	98	Matt HAMILTON	87.7	98	Matt HAMILTON	89.3	23	Kieran GALLAGHER	94.7
28	27	Stefan DI RESTA	87.4	37	James GREENWAY	89.2	5	Philip HOUSE	94.6
29	2	Adam WEAVER	87.2	2	Adam WEAVER	88.7	88	James PILE	93.8
30	69	Mark CLYNES	86.1	69	Mark CLYNES	87.3	69	Mark CLYNES	93.2
31	46	Andrew SMITH	85.3	46	Andrew SMITH	85.4	46	Andrew SMITH	92.8

Weather / Track : Cloudy / Dry

Results can be found at [www.tsl-timing.com](http://www.tsl-timing.com)

Rockingham ISS Long  
Circuit Length = 2.0500 miles  
Start: 16:12 Flag 16:32 End: 16:33

Printed - 16:36 Monday, 05 May 2014

# Milltek Sport Volkswagen Racing Cup

## RACE 2 - ROUND 4 - POSITION CHART

No	Name	Lap												
		Pos	1	2	3	4	5	6	7	8	9	10	11	12
5	HOUSE	1	37	37	37	37	6	6	6	37	37	37	37	37
47	BARLEY	2	6	6	6	6	37	37	37	6	6	47	47	47
37	GREENWAY	3	9	9	9	9	9	9	9	9	47	6	6	6
27	DI RESTA	4	47	47	47	47	47	8	47	47	4	4	14	14
6	SUTTON	5	27	5	5	5	5	47	4	4	14	14	4	16
8	MASON	6	5	27	27	27	8	5	14	14	9	16	16	4
33	ORROCK	7	4	8	8	8	27	27	41	16	16	9	9	13
14	CAYGILL	8	8	33	4	4	4	4	16	41	41	41	13	9
9	FAIRBROTHER	9	33	4	14	14	14	16	27	27	27	13	33	33
4	LINES	10	14	14	16	16	16	14	8	13	13	27	27	27
97	WALKER	11	41	16	41	41	41	41	13	33	33	33	22	22
16	WALKER	12	16	41	97	97	13	13	33	22	22	22	12	29
41	MORGAN	13	97	97	12	13	97	33	12	12	12	12	29	99
12	RUDD	14	12	12	13	33	33	97	97	77	29	29	99	12
44	RILEY	15	88	13	33	12	12	12	22	97	97	99	97	97
17	SNAYLAM	16	17	17	17	17	22	22	77	29	99	97	77	77
88	PILE	17	13	23	98	22	77	77	29	99	77	77	23	23
77	WHITE	18	23	98	22	77	98	29	98	98	23	23	44	44
23	GALLAGHER	19	77	22	23	98	29	98	99	23	17	17	17	17
31	DEHADRAY	20	18	77	77	23	17	17	17	17	98	44	98	18
18	MASON	21	22	88	88	29	23	23	23	44	44	98	18	98
40	TOMLINSON	22	98	18	29	88	99	99	44	18	18	18	88	88
22	FULLER	23	40	29	18	99	44	44	18	31	88	88	51	51
69	CLYNES	24	31	44	99	44	18	18	31	88	51	51	46	46
46	SMITH	25	29	99	44	18	31	31	88	51	46	46	69	
13	FULBROOK	26	44	31	31	31	88	51	5	46	69	69	2	
2	WEAVER	27	99	46	51	51	51	88	51	8	2	2	40	
99	WALKER-TULLY	28	46	51	46	46	46	46	46	69	8	40		
51	ANDREWS	29	51	69	69	69	69	69	69	2	40	8		
98	HAMILTON	30	69	2	2	2	2	2	2	40				
29	PANAYIOTOU	31	2	40	40	40	40	40	40					

Weather / Track : Cloudy / Dry

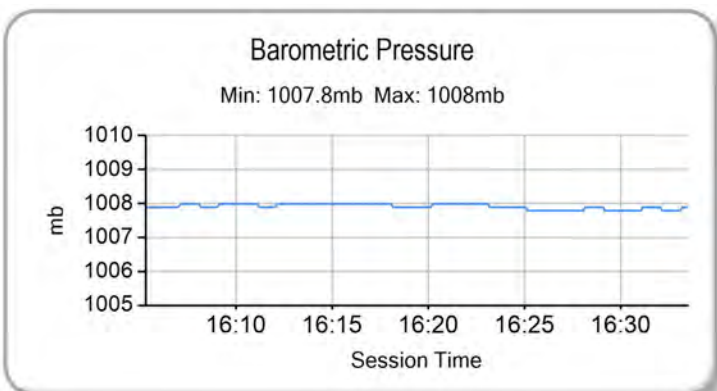
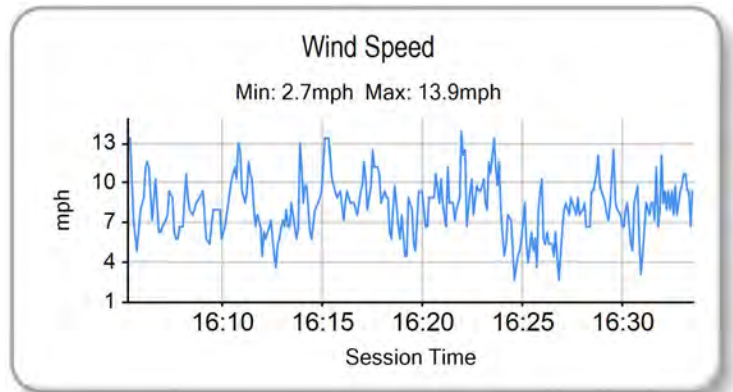
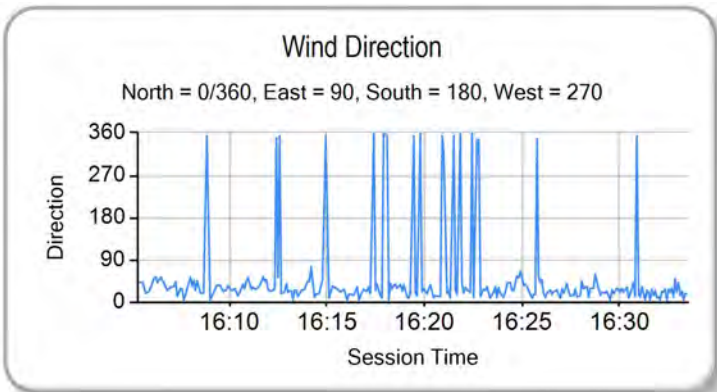
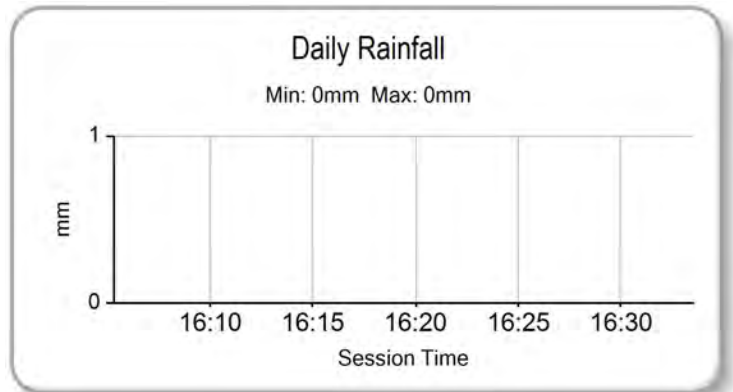
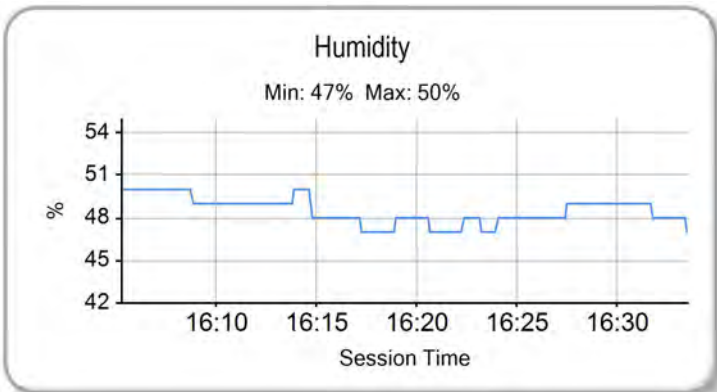
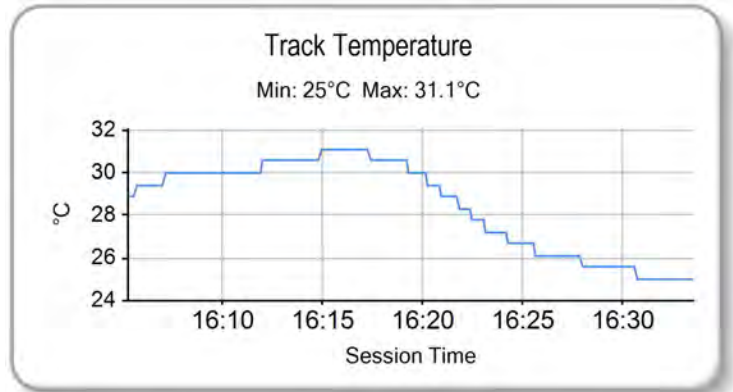
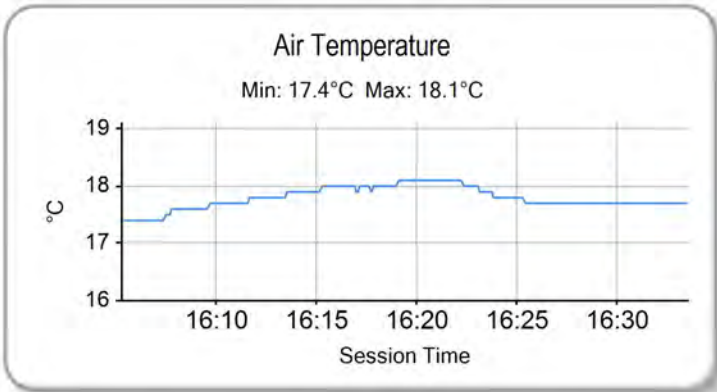
Rockingham ISS Long  
 Circuit Length = 2.0500 miles  
 Start: 16:12 Flag 16:32 End: 16:33

Results can be found at [www.tsl-timing.com](http://www.tsl-timing.com)

Printed - 16:37 Monday, 05 May 2014

# Milltek Sport Volkswagen Racing Cup

## RACE 2 - ROUND 4 - WEATHER CONDITIONS



Weather / Track : Cloudy / Dry

Results can be found at [www.tsl-timing.com](http://www.tsl-timing.com)

Rockingham ISS Long  
 Circuit Length = 2.0500 miles  
 Start: 16:12 Flag 16:32 End: 16:33

Printed - 16:38 Monday, 05 May 2014