



# MILTEK SPORT VOLKSWAGEN RACING CUP

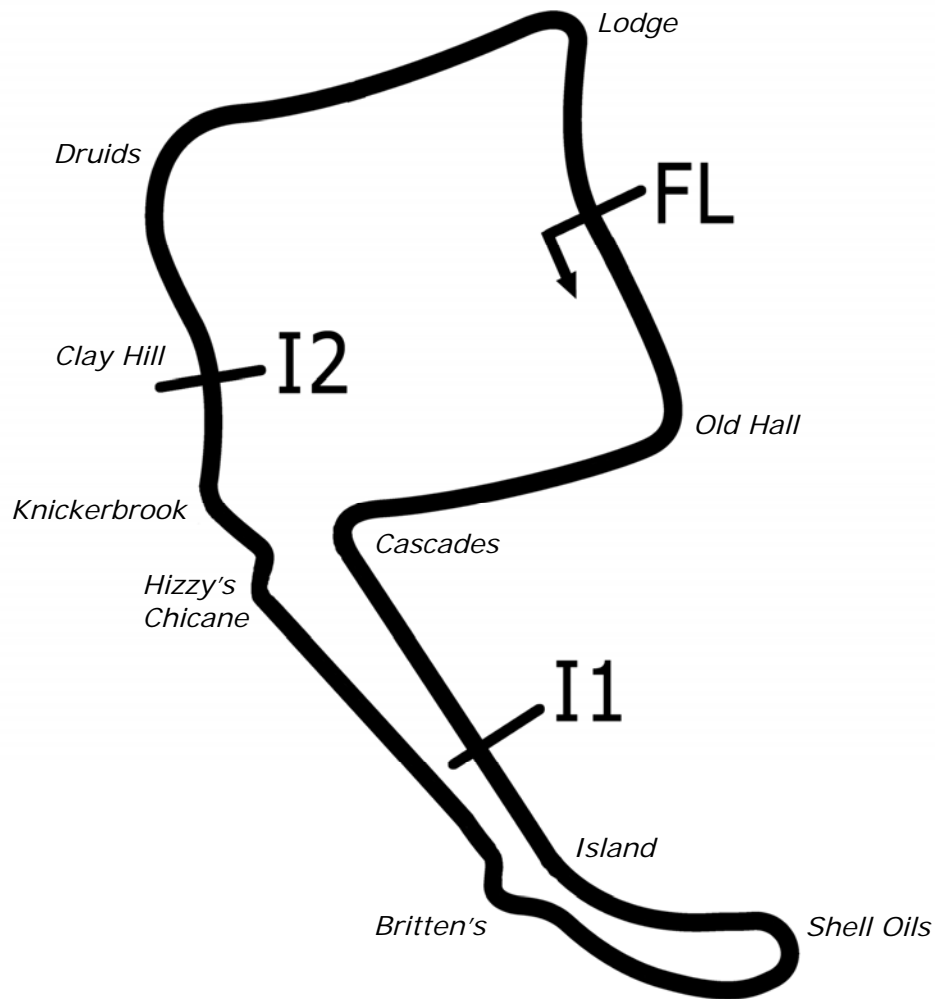
Round 1 & 2  
Oulton Park International

21<sup>st</sup> October 2014

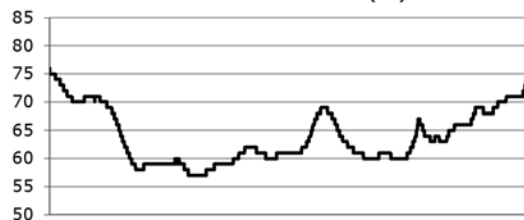


Results Provided by Timing Solutions Ltd  
[www.tsl-timing.com](http://www.tsl-timing.com)

# Oulton Park International



Circuit Altitude (m)



Length	2.6920 miles	4332.4 m	
FL		53.17997 N	2.61294 W
I1	1163m	53.17248 N	2.61631 W
I2	3066m	53.17830 N	2.62040 W
Pit Entry	4314m	53.18011 N	2.61306 W
Pit Exit	180m after FL	53.17836 N	2.61232 W
Pit Entry–Pit Exit	199m, 11.9s @60kph, 8.9s @80kph		

All results available at [www.tsl-timing.com](http://www.tsl-timing.com)

## Milltek Sport Volkswagen Racing Cup

### QUALIFYING - RACE 8 - ROUND 1 - CLASSIFICATION - AMENDED V2

POS	NO	NAME	ENTRY	TIME	ON	LAPS	GAP	DIFF	MPH
1	8	Aaron MASON	Scirocco - AWM Warranty Direct	1:51.720	4	10			86.74
2	99 *	Jack WALKER-TULLY	Scirocco - Cooke & Mason	1:52.066	5	9	0.346	0.346	86.47
3	37	James GREENWAY	Scirocco - AWM Warranty Direct	1:52.479	7	10	0.759	0.413	86.16
4	13	Joe FULBROOK	Golf GTI - AWM Warranty Direct	1:52.661	4	6	0.941	0.182	86.02
5	98 *	Matt HAMILTON	Golf R - THM Racing	1:52.802	7	7	1.082	0.141	85.91
6	6	David SUTTON	Scirocco - Slidesports	1:52.884	9	9	1.164	0.082	85.85
7	27	Stefan DI RESTA	Scirocco - JWB Motorsport	1:53.013	6	9	1.293	0.129	85.75
8	4	Stewart LINES	Scirocco - Maximum Motorsport	1:53.187	6	7	1.467	0.174	85.62
9	5	Philip HOUSE	Scirocco - PH Motorsport	1:53.224	6	9	1.504	0.037	85.59
10	19 *	Paul O'NEILL	Golf GTI - Team Hard	1:53.225	9	9	1.505	0.001	85.59
11	14	Josh CAYGILL	Scirocco - AWM Warranty Direct	1:53.229	6	10	1.509	0.004	85.59
12	41	Sam MORGAN	Golf GTI - KPM Racing	1:54.033	8	9	2.313	0.804	84.98
13	22	Howard FULLER	Golf GTI - Team Hard	1:54.282	8	9	2.562	0.249	84.80
14	9	David FAIRBROTHER	Scirocco - Slidesports	1:54.322	9	9	2.602	0.040	84.77
15	29 *	Chris PANAYIOTOU	Scirocco - Maximum Motorsport	1:54.568	8	9	2.848	0.246	84.58
16	77	George WHITE	Scirocco - KPM Racing	1:55.063	6	9	3.343	0.495	84.22
17	47	Tom BARLEY	Golf GTI - Team Hard	1:55.221	8	9	3.501	0.158	84.11
18	16	James WALKER	Golf GTI - Milltek Sport	1:55.469	2	3	3.749	0.248	83.92
19	31	Paul DEHADRAY	Scirocco - JWB Motorsport	1:56.346	9	9	4.626	0.877	83.29
20	40	Simon TOMLINSON	Golf GTI - AWM Warranty Direct	1:57.038	8	9	5.318	0.692	82.80
21	23	Kieran GALLAGHER	Golf GTI - Team Hard	1:57.197	9	9	5.477	0.159	82.69
22	17	Tim SNAYLAM	Scirocco - AWM Warranty Direct	1:58.228	5	6	6.508	1.031	81.97
23	88	James PILE	Golf GTI - Slidesports	1:58.689	8	8	6.969	0.461	81.65
24	44	Robin RILEY	Scirocco - AWM Warranty Direct	1:58.970	9	9	7.250	0.281	81.46
25	51	Simon ANDREWS	Golf GTI - AWM Warranty Direct	1:59.879	4	9	8.159	0.909	80.84
26	18	Craig MASON	Golf GTI - AWM Warranty Direct	2:01.794	8	9	10.074	1.915	79.57
27	69	Mark CLYNES	Scirocco - JWB Motorsport	2:01.873	4	8	10.153	0.079	79.51
28	3	Cameron THOMPSON	Golf GTI - Maximum Motorsport	2:05.594	6	9	13.874	3.721	77.16
29	46	Andrew SMITH	Beetle - Brooklands Garage	2:06.235	1	3	14.515	0.641	76.77
30	12 *	Simon RUDD	Golf GTI - Team Hard	2:57.089	5	5	1:05.369	50.854	54.72
31	33	Lucas ORROCK	Scirocco - KPM Racing			0			
DQ	2 *	Adam WEAVER	Golf GTI						
DQ	20 *	Graham EWING	Golf GTI						

\* Cars 2 & 20 - All lap times disallowed, following scrutiners report.

\* Car 12 - No working transponder, please fix for racing. MSA Regulation Q12.2.1

\* Cars 29, 98, 19 & 99 - Lap Time removed for exceeding track limits

Weather / Track : Bright / Dry

These results are provisional until the conclusion of any judicial and technical matters.

Oulton Park International  
Circuit Length = 2.6920 miles  
Start: 09:46 Flag 10:06 End: 10:09

Clerk Of Course :	Timekeeper :
-------------------	--------------

# Milltek Sport Volkswagen Racing Cup

## QUALIFYING - RACE 8 - ROUND 1 - SECTOR ANALYSIS

SECTOR 1 = FL to I1, SECTOR 2 = I1 to I2, SECTOR 3 = I2 to FL, DIFF = Difference To Personal Best Lap

P1		8		Aaron MASON		Scirocco - AWM Warranty Direct					
LAP	SECTOR 1		SECTOR 2		SECTOR 3		LAP TIME	MPH	DIFF	TIME OF DAY	
1 -	29.252	107.3	56.303	92.3	32.005	98.3	1:57.560	82.43	5.840	09:50:57.955	
2 -	28.706	105.3	55.555	92.4	31.273	99.7	1:55.534	83.88	3.814	09:52:53.489	
3 -	27.541	<b>109.8</b>	54.320	93.7	30.996	100.0	1:52.857	85.87	1.137	09:54:46.346	
4 -	<b>27.410</b>	<b>109.8</b>	53.384	94.7	<b>30.926</b>	99.7	<b>1:51.720 (1)</b>	<b>86.74</b>		<b>09:56:38.066</b>	
5 -	28.961	97.1	1:11.285	55.8	33.294	99.8	2:13.540	72.57	21.820	09:58:51.606	
6 -	27.526	107.7	<b>53.373</b>	94.2	31.244	99.2	1:52.143 (2)	86.41	0.423	10:00:43.749	
7 -	27.792	106.8	53.767	93.7	31.041	100.0	1:52.600	86.06	0.880	10:02:36.349	
8 -	27.622	109.4	54.748	90.5	33.108	94.7	1:55.478	83.92	3.758	10:04:31.827	
9 -	30.830	93.0	55.017	<b>94.9</b>	31.336	99.4	1:57.183	82.70	5.463	10:06:29.010	
10 -	27.541	109.6	53.929	94.5	31.043	<b>100.7</b>	1:52.513 (3)	86.13	0.793	10:08:21.523	

P2		99		Jack WALKER-TULLY		Scirocco - Cooke & Mason					
LAP	SECTOR 1		SECTOR 2		SECTOR 3		LAP TIME	MPH	DIFF	TIME OF DAY	
1 -	31.796	90.6	57.557	92.5	32.184	99.2	2:01.537	79.73	9.471	09:52:10.088	
2 -	28.818	86.0	1:02.398	87.7	32.827	100.4	2:04.043 D	78.12	11.977	09:54:14.131	
3 -	27.863	109.1	56.926	95.0	31.290	101.3	1:56.079	83.48	4.013	09:56:10.210	
4 -	28.222	108.9	54.997	95.5	31.475	100.9	1:54.694 (3)	84.49	2.628	09:58:04.904	
5 -	27.465	108.4	<b>53.485</b>	<b>96.1</b>	31.116	<b>102.1</b>	<b>1:52.066 (1)</b>	<b>86.47</b>		<b>09:59:56.970</b>	
6 -	27.760	108.2	56.108	94.7	<b>31.098</b>	100.1	1:54.966	84.29	2.900	10:01:51.936	
7 -	<b>27.318</b>	108.2	55.279	80.1	36.054	101.8	1:58.651	81.67	6.585	10:03:50.587	
8 -	27.577	<b>109.6</b>	56.568	87.7	31.604	101.0	1:55.749	83.72	3.683	10:05:46.336	
9 -	27.430	108.9	54.220	94.7	31.638	97.6	1:53.288 (2)	85.54	1.222	10:07:39.624	

P3		37		James GREENWAY		Scirocco - AWM Warranty Direct					
LAP	SECTOR 1		SECTOR 2		SECTOR 3		LAP TIME	MPH	DIFF	TIME OF DAY	
1 -	29.974	104.8	58.088	90.8	32.919	99.1	2:00.981	80.10	8.502	09:51:19.863	
2 -	28.775	106.8	54.606	92.4	31.310	99.2	1:54.691	84.49	2.212	09:53:14.554	
3 -	28.281	107.0	53.978	<b>93.7</b>	32.170	98.1	1:54.429	84.69	1.950	09:55:08.983	
4 -	27.780	108.4	53.466	93.3	31.302	<b>100.3</b>	1:52.548 (2)	86.10	0.069	09:57:01.531	
5 -	27.765	<b>109.1</b>	54.537	92.0	31.385	99.1	1:53.687	85.24	1.208	09:58:55.218	
6 -	27.872	107.8	53.613	92.5	<b>31.175</b>	98.6	1:52.660 (3)	86.02	0.181	10:00:47.878	
7 -	<b>27.696</b>	108.2	<b>53.433</b>	92.8	31.350	97.8	<b>1:52.479 (1)</b>	<b>86.16</b>		<b>10:02:40.357</b>	
8 -	27.823	108.5	53.803	93.3	32.341	99.4	1:53.967	85.03	1.488	10:04:34.324	
9 -	27.971	107.7	53.507	92.4	31.190	99.1	1:52.668	86.01	0.189	10:06:26.992	
10 -	27.953	108.5	54.661	92.5	31.583	97.8	1:54.197	84.86	1.718	10:08:21.189	

P4		13		Joe FULBROOK		Golf GTI - AWM Warranty Direct					
LAP	SECTOR 1		SECTOR 2		SECTOR 3		LAP TIME	MPH	DIFF	TIME OF DAY	
1 -	29.311	104.8	55.563	93.2	32.116	99.5	1:56.990	82.83	4.329	09:51:26.405	
2 -	28.878	105.8	54.619	93.8	31.268	100.6	1:54.765	84.44	2.104	09:53:21.170	
3 -	28.093	105.1	54.418	93.5	31.066	100.4	1:53.577 (3)	85.32	0.916	09:55:14.747	
4 -	<b>27.918</b>	<b>107.0</b>	<b>53.703</b>	<b>93.9</b>	<b>31.040</b>	<b>100.7</b>	<b>1:52.661 (1)</b>	<b>86.02</b>		<b>09:57:07.408</b>	
5 -	28.097	106.8	53.932	<b>93.9</b>	31.206	99.2	1:53.235 (2)	85.58	0.574	09:59:00.643	
6 -	32.150	66.8	1:12.273	66.1	IN PIT		2:28.539 P	65.24	35.878	10:01:29.182	

P5		98		Matt HAMILTON		Golf R - THM Racing					
LAP	SECTOR 1		SECTOR 2		SECTOR 3		LAP TIME	MPH	DIFF	TIME OF DAY	
1 -	31.115	99.7	57.325	91.3	31.940	<b>100.1</b>	2:00.380 (3)	80.50	7.578	09:51:51.501	
2 -	28.385	95.7	1:11.859	38.5	IN PIT		2:26.961 P	65.94	34.159	09:54:18.462	
3 -	OUTLAP	103.4	56.134	90.6	31.609	97.3	5:17.982	30.47	3:25.180	09:59:36.444	
4 -	28.153	<b>105.6</b>	54.302	<b>92.4</b>	31.322	100.0	1:53.777 (2)	85.17	0.975	10:01:30.221	
5 -	28.099	105.1	53.971	92.0	31.307	99.4	1:53.377 D	85.47	0.575	10:03:23.598	
6 -	27.798	<b>105.6</b>	1:01.085	91.4	31.654	100.0	2:00.537	80.40	7.735	10:05:24.135	
7 -	<b>27.653</b>	104.8	<b>53.936</b>	91.9	<b>31.213</b>	98.9	<b>1:52.802 (1)</b>	<b>85.91</b>		<b>10:07:16.937</b>	

P6		6		David SUTTON		Scirocco - Slidesports					
LAP	SECTOR 1		SECTOR 2		SECTOR 3		LAP TIME	MPH	DIFF	TIME OF DAY	

Weather / Track : Bright / Dry

Oulton Park International  
Circuit Length = 2.6920 miles  
Start: 09:46 Flag 10:06 End: 10:09

# Milltek Sport Volkswagen Racing Cup

## QUALIFYING - RACE 8 - ROUND 1 - SECTOR ANALYSIS

SECTOR 1 = FL to I1, SECTOR 2 = I1 to I2, SECTOR 3 = I2 to FL, DIFF = Difference To Personal Best Lap

1 -	32.891	68.9	1:03.878	80.4	35.437	93.9	2:12.206	73.30	19.322	09:52:19.912
2 -	29.904	100.6	56.247	88.8	33.147	95.1	1:59.298	81.23	6.414	09:54:19.210
3 -	28.801	103.2	55.140	90.8	31.668	<b>96.9</b>	1:55.609 (3)	83.82	2.725	09:56:14.819
4 -	34.258	79.7	1:00.838	87.1	33.209	96.5	2:08.305	75.53	15.421	09:58:23.124
5 -	28.763	103.7	55.587	87.4	31.866	96.8	1:56.216	83.39	3.332	10:00:19.340
6 -	28.024	<b>105.5</b>	53.752	<b>91.3</b>	<b>31.321</b>	96.4	1:53.097 (2)	85.69	0.213	10:02:12.437
7 -	29.475	89.0	58.902	84.9	33.370	<b>96.9</b>	2:01.747	79.60	8.863	10:04:14.184
8 -	28.041	105.3	53.924	90.5	36.491	96.5	1:58.456	81.81	5.572	10:06:12.640
9 -	<b>27.943</b>	105.1	<b>53.584</b>	91.0	31.357	<b>96.9</b>	<b>1:52.884 (1)</b>	<b>85.85</b>		<b>10:08:05.524</b>

P7	27	Stefan DI RESTA				Scirocco - JWB Motorsport					
LAP	SECTOR 1		SECTOR 2		SECTOR 3		LAP TIME	MPH	DIFF	TIME OF DAY	
1 -	32.459	100.6	56.726	90.4	32.124	98.1	2:01.309	79.88	8.296	09:51:49.096	
2 -	28.576	107.3	58.524	83.5	32.302	97.8	1:59.402	81.16	6.389	09:53:48.498	
3 -	27.801	<b>108.2</b>	55.624	91.9	31.635	97.2	1:55.060	84.22	2.047	09:55:43.558	
4 -	27.686	107.5	54.348	91.6	31.300	<b>98.2</b>	1:53.334 (2)	85.51	0.321	09:57:36.892	
5 -	27.710	107.7	56.643	88.7	32.660	97.9	1:57.013	82.82	4.000	09:59:33.905	
6 -	27.776	107.5	<b>53.988</b>	90.9	<b>31.249</b>	97.8	<b>1:53.013 (1)</b>	<b>85.75</b>		<b>10:01:26.918</b>	
7 -	31.200	79.8	1:00.496	90.0	32.368	97.6	2:04.064	78.11	11.051	10:03:30.982	
8 -	27.917	104.6	55.922	<b>92.3</b>	32.979	97.6	1:56.818	82.96	3.805	10:05:27.800	
9 -	<b>27.539</b>	108.0	54.378	83.0	32.884	97.5	1:54.801 (3)	84.41	1.788	10:07:22.601	

P8	4	Stewart LINES				Scirocco - Maximum Motorsport					
LAP	SECTOR 1		SECTOR 2		SECTOR 3		LAP TIME	MPH	DIFF	TIME OF DAY	
1 -	29.176	107.2	55.802	92.3	31.875	99.4	1:56.853	82.93	3.666	09:50:58.609	
2 -	28.464	107.0	55.699	92.8	31.757	99.7	1:55.920	83.60	2.733	09:52:54.529	
3 -	27.928	108.0	54.308	<b>92.9</b>	31.602	99.4	1:53.838 (3)	85.13	0.651	09:54:48.367	
4 -	27.954	107.5	55.273	92.4	32.123	99.7	1:55.350	84.01	2.163	09:56:43.717	
5 -	28.093	107.7	54.340	92.3	31.367	99.5	1:53.800 (2)	85.16	0.613	09:58:37.517	
6 -	<b>27.811</b>	<b>108.4</b>	<b>54.098</b>	92.6	<b>31.278</b>	<b>99.8</b>	<b>1:53.187 (1)</b>	<b>85.62</b>		<b>10:00:30.704</b>	
7 -	27.896	107.5	54.468	91.9	31.528	98.8	1:53.892	85.09	0.705	10:02:24.596	

P9	5	Philip HOUSE				Scirocco - PH Motorsport					
LAP	SECTOR 1		SECTOR 2		SECTOR 3		LAP TIME	MPH	DIFF	TIME OF DAY	
1 -	29.046	94.6	56.151	90.4	31.846	<b>97.6</b>	1:57.043	82.80	3.819	09:52:08.580	
2 -	28.356	106.5	56.278	87.0	33.587	96.9	1:58.221	81.97	4.997	09:54:06.801	
3 -	28.061	<b>108.2</b>	59.339	77.0	35.177	96.4	2:02.577	79.06	9.353	09:56:09.378	
4 -	29.549	90.5	58.121	86.2	32.776	97.3	2:00.446	80.46	7.222	09:58:09.824	
5 -	27.901	107.8	54.018	<b>91.0</b>	<b>31.394</b>	96.5	1:53.313 (2)	85.52	0.089	10:00:03.137	
6 -	<b>27.898</b>	107.3	<b>53.896</b>	<b>91.0</b>	31.430	95.7	<b>1:53.224 (1)</b>	<b>85.59</b>		<b>10:01:56.361</b>	
7 -	28.151	106.8	54.009	89.8	31.405	96.5	1:53.565 (3)	85.33	0.341	10:03:49.926	
8 -	27.928	107.0	54.062	90.5	31.807	94.7	1:53.797	85.16	0.573	10:05:43.723	
9 -	29.628	68.2	1:00.561	87.4	33.411	82.5	2:03.600	78.40	10.376	10:07:47.323	

P10	19	Paul O'NEILL				Golf GTI - Team Hard					
LAP	SECTOR 1		SECTOR 2		SECTOR 3		LAP TIME	MPH	DIFF	TIME OF DAY	
1 -	30.806	102.6	59.235	90.3	32.964	95.8	2:03.005	78.78	9.780	09:51:55.469	
2 -	29.480	104.0	56.581	91.0	32.408	97.8	1:58.469	81.80	5.244	09:53:53.938	
3 -	29.700	103.5	57.247	90.1	32.565	97.2	1:59.512	81.09	6.287	09:55:53.450	
4 -	28.719	104.8	54.736	91.4	32.145	98.3	1:55.600 (3)	83.83	2.375	09:57:49.050	
5 -	28.665	105.0	55.836	92.0	31.993	97.3	1:56.494	83.19	3.269	09:59:45.544	
6 -	28.226	<b>106.0</b>	54.196	<b>92.6</b>	32.259	96.8	1:54.681 (2)	84.50	1.456	10:01:40.225	
7 -	28.549	105.5	54.780	<b>92.6</b>	33.599	98.3	1:56.928	82.88	3.703	10:03:37.153	
8 -	28.123	104.5	54.141	92.3	31.940	97.1	1:54.204 D	84.85	0.979	10:05:31.357	
9 -	<b>28.054</b>	<b>106.0</b>	<b>53.771</b>	92.0	<b>31.400</b>	<b>99.7</b>	<b>1:53.225 (1)</b>	<b>85.59</b>		<b>10:07:24.582</b>	

P11	14	Josh CAYGILL				Scirocco - AWM Warranty Direct					
LAP	SECTOR 1		SECTOR 2		SECTOR 3		LAP TIME	MPH	DIFF	TIME OF DAY	
1 -	30.136	104.2	57.198	91.0	33.247	97.2	2:00.581	80.37	7.352	09:51:26.736	
2 -	28.925	107.7	55.223	92.8	31.932	98.1	1:56.080	83.48	2.851	09:53:22.816	

Weather / Track : Bright / Dry

Oulton Park International  
Circuit Length = 2.6920 miles  
Start: 09:46 Flag 10:06 End: 10:09

# Milltek Sport Volkswagen Racing Cup

## QUALIFYING - RACE 8 - ROUND 1 - SECTOR ANALYSIS

SECTOR 1 = FL to I1, SECTOR 2 = I1 to I2, SECTOR 3 = I2 to FL, DIFF = Difference To Personal Best Lap

3 -	28.056	107.7	54.941	92.0	31.440	<b>98.3</b>	1:54.437	84.68	1.208	09:55:17.253
4 -	27.904	107.2	55.019	89.3	31.868	97.5	1:54.791	84.42	1.562	09:57:12.044
5 -	27.985	107.0	54.428	92.5	31.456	98.1	1:53.869	85.10	0.640	09:59:05.913
<b>6 -</b>	<b>27.599</b>	<b>109.1</b>	54.295	91.9	<b>31.335</b>	97.8	<b>1:53.229 (1)</b>	<b>85.59</b>		<b>10:00:59.142</b>
7 -	27.679	107.3	54.328	92.1	31.797	95.4	1:53.804	85.15	0.575	10:02:52.946
8 -	29.124	95.8	57.000	92.9	31.973	97.5	1:58.097	82.06	4.868	10:04:51.043
9 -	27.848	107.0	54.162	92.5	31.340	97.6	1:53.350 (2)	85.49	0.121	10:06:44.393
10 -	<b>27.579</b>	107.5	<b>53.977</b>	<b>93.4</b>	31.979	96.2	1:53.535 (3)	85.35	0.306	10:08:37.928

<b>P12</b>	<b>41</b>	<b>Sam MORGAN</b>		Golf GTI - KPM Racing							
LAP	SECTOR 1		SECTOR 2		SECTOR 3		LAP TIME	MPH	DIFF	TIME OF DAY	
1 -	35.872	99.7	1:01.973	81.5	33.792	100.4	2:11.637	73.62	17.604	09:51:56.698	
2 -	30.228	91.5	57.222	94.7	35.890	93.3	2:03.340	78.57	9.307	09:54:00.038	
3 -	29.499	108.7	56.854	94.5	32.190	101.8	1:58.543	81.75	4.510	09:55:58.581	
4 -	28.843	108.4	55.599	94.7	32.425	100.1	1:56.867	82.92	2.834	09:57:55.448	
5 -	28.526	107.8	54.973	96.2	33.074	101.2	1:56.573	83.13	2.540	09:59:52.021	
6 -	28.263	108.5	54.498	95.3	<b>31.277</b>	100.7	1:54.038 (2)	84.98	0.005	10:01:46.059	
7 -	28.472	109.1	55.432	95.3	31.436	101.6	1:55.340	84.02	1.307	10:03:41.399	
<b>8 -</b>	<b>27.996</b>	109.6	<b>54.474</b>	<b>96.9</b>	31.563	<b>102.7</b>	<b>1:54.033 (1)</b>	<b>84.98</b>		<b>10:05:35.432</b>	
9 -	28.178	<b>110.1</b>	54.542	95.1	31.575	101.3	1:54.295 (3)	84.79	0.262	10:07:29.727	

<b>P13</b>	<b>22</b>	<b>Howard FULLER</b>		Golf GTI - Team Hard							
LAP	SECTOR 1		SECTOR 2		SECTOR 3		LAP TIME	MPH	DIFF	TIME OF DAY	
1 -	30.839	96.6	59.415	90.3	32.716	96.4	2:02.970	78.81	8.688	09:51:57.983	
2 -	28.913	105.1	56.252	91.3	32.002	<b>97.9</b>	1:57.167	82.71	2.885	09:53:55.150	
3 -	29.901	86.2	57.669	89.9	32.207	96.4	1:59.777	80.91	5.495	09:55:54.927	
4 -	28.323	105.0	54.746	89.2	32.005	97.1	1:55.074 (3)	84.21	0.792	09:57:50.001	
5 -	28.175	<b>105.5</b>	54.927	91.6	31.880	96.0	1:54.982 (2)	84.28	0.700	09:59:44.983	
6 -	<b>27.872</b>	<b>105.5</b>	<b>54.405</b>	<b>92.0</b>	32.818	95.4	1:55.095	84.20	0.813	10:01:40.078	
7 -	32.323	83.6	1:03.060	70.1	33.688	96.4	2:09.071	75.08	14.789	10:03:49.149	
<b>8 -</b>	27.955	104.2	54.492	91.3	<b>31.835</b>	97.8	<b>1:54.282 (1)</b>	<b>84.80</b>		<b>10:05:43.431</b>	
9 -	29.328	102.4	55.985	90.4	32.476	96.1	1:57.789	82.27	3.507	10:07:41.220	

<b>P14</b>	<b>9</b>	<b>David FAIRBROTHER</b>		Scirocco - Slidesports							
LAP	SECTOR 1		SECTOR 2		SECTOR 3		LAP TIME	MPH	DIFF	TIME OF DAY	
1 -	30.723	106.8	58.773	92.4	32.104	<b>100.3</b>	2:01.600	79.69	7.278	09:51:53.624	
2 -	28.808	107.3	56.575	90.0	32.693	98.5	1:58.076	82.07	3.754	09:53:51.700	
3 -	29.204	106.3	55.744	93.2	32.212	98.9	1:57.160	82.71	2.838	09:55:48.860	
4 -	28.543	107.7	56.803	92.3	32.505	93.5	1:57.851	82.23	3.529	09:57:46.711	
5 -	28.589	<b>108.2</b>	55.437	93.0	32.071	98.8	1:56.097	83.47	1.775	09:59:42.808	
6 -	28.785	107.3	54.941	<b>94.1</b>	33.184	95.4	1:56.910	82.89	2.588	10:01:39.718	
7 -	28.361	107.2	55.147	93.5	<b>31.528</b>	99.1	1:55.036 (3)	84.24	0.714	10:03:34.754	
8 -	28.095	107.8	54.861	93.3	31.564	99.7	1:54.520 (2)	84.62	0.198	10:05:29.274	
<b>9 -</b>	<b>28.088</b>	107.7	<b>54.703</b>	93.2	31.531	100.0	<b>1:54.322 (1)</b>	<b>84.77</b>		<b>10:07:23.596</b>	

<b>P15</b>	<b>29</b>	<b>Chris PANAYIOTOU</b>		Scirocco - Maximum Motorsport							
LAP	SECTOR 1		SECTOR 2		SECTOR 3		LAP TIME	MPH	DIFF	TIME OF DAY	
1 -	31.023	103.8	57.459	90.8	32.452	98.1	2:00.934	80.13	6.366	09:51:10.446	
2 -	28.745	107.0	55.812	92.0	32.139	99.1	1:56.696	83.04	2.128	09:53:07.142	
3 -	28.878	96.8	56.468	91.6	32.076	98.8	1:57.422	82.53	2.854	09:55:04.564	
4 -	28.545	107.3	55.059	92.1	32.062	<b>99.8</b>	1:55.666	83.78	1.098	09:57:00.230	
5 -	28.211	107.5	55.716	<b>92.6</b>	<b>31.393</b>	<b>99.8</b>	1:55.320 (3)	84.03	0.752	09:58:55.550	
6 -	<b>27.861</b>	<b>108.9</b>	54.745	92.3	31.685	98.6	1:54.291 D	84.79		10:00:49.841	
7 -	28.246	107.8	<b>54.653</b>	92.0	31.755	98.8	1:54.654 (2)	84.52	0.086	10:02:44.495	
<b>8 -</b>	28.264	108.2	54.776	92.3	31.528	98.9	<b>1:54.568 (1)</b>	<b>84.58</b>		<b>10:04:39.063</b>	
9 -	28.086	108.2	1:06.878	72.9	39.218	98.6	2:14.182	72.22	19.614	10:06:53.245	

<b>P16</b>	<b>77</b>	<b>George WHITE</b>		Scirocco - KPM Racing							
LAP	SECTOR 1		SECTOR 2		SECTOR 3		LAP TIME	MPH	DIFF	TIME OF DAY	
1 -	32.007	100.9	1:00.593	86.2	32.890	94.9	2:05.490	77.22	10.427	09:51:21.988	

Weather / Track : Bright / Dry

Oulton Park International  
Circuit Length = 2.6920 miles  
Start: 09:46 Flag 10:06 End: 10:09

# Milltek Sport Volkswagen Racing Cup

## QUALIFYING - RACE 8 - ROUND 1 - SECTOR ANALYSIS

SECTOR 1 = FL to I1, SECTOR 2 = I1 to I2, SECTOR 3 = I2 to FL, DIFF = Difference To Personal Best Lap

2 -	29.378	103.8	56.570	88.1	32.629	95.4	1:58.577	81.73	3.514	09:53:20.565
3 -	29.439	99.5	57.233	89.9	31.964	97.3	1:58.636	81.68	3.573	09:55:19.201
4 -	28.342	106.1	55.216	91.9	<b>31.573</b>	<b>98.2</b>	1:55.131 (2)	84.17	0.068	09:57:14.332
5 -	29.632	104.8	55.725	91.9	32.501	<b>98.2</b>	1:57.858	82.22	2.795	09:59:12.190
6 -	28.657	105.1	<b>54.831</b>	<b>92.8</b>	31.575	97.6	<b>1:55.063 (1)</b>	<b>84.22</b>		<b>10:01:07.253</b>
7 -	<b>28.302</b>	<b>107.3</b>	56.684	90.5	31.874	96.9	1:56.860	82.93	1.797	10:03:04.113
8 -	28.420	105.8	55.587	89.7	34.841	96.9	1:58.848	81.54	3.785	10:05:02.961
9 -	28.578	106.5	54.966	89.7	31.923	96.2	1:55.467 (3)	83.93	0.404	10:06:58.428

P17 47		Tom BARLEY		Golf GTI - Team Hard							
LAP	SECTOR 1		SECTOR 2		SECTOR 3		LAP TIME	MPH	DIFF	TIME OF DAY	
1 -	33.815	100.3	57.785	91.4	32.853	97.5	2:04.453	77.87	9.232	09:52:00.565	
2 -	29.461	102.6	56.211	91.5	32.634	96.6	1:58.306	81.91	3.085	09:53:58.871	
3 -	28.775	106.6	55.820	<b>92.5</b>	32.491	<b>98.1</b>	1:57.086	82.77	1.865	09:55:55.957	
4 -	28.732	103.7	55.225	91.9	<b>31.906</b>	97.2	1:55.863 (3)	83.64	0.642	09:57:51.820	
5 -	28.335	<b>107.3</b>	55.921	91.4	32.107	97.2	1:56.363	83.28	1.142	09:59:48.183	
6 -	28.530	104.0	55.070	91.8	32.041	96.6	1:55.641 (2)	83.80	0.420	10:01:43.824	
7 -	<b>28.282</b>	106.0	55.088	91.6	32.535	95.0	1:55.905	83.61	0.684	10:03:39.729	
8 -	28.648	104.0	<b>54.579</b>	91.5	31.994	97.1	<b>1:55.221 (1)</b>	<b>84.11</b>		<b>10:05:34.950</b>	
9 -	28.363	105.6	55.800	82.4	33.242	91.6	1:57.405	82.54	2.184	10:07:32.355	

P18 16		James WALKER		Golf GTI - Milltek Sport							
LAP	SECTOR 1		SECTOR 2		SECTOR 3		LAP TIME	MPH	DIFF	TIME OF DAY	
1 -	28.388	105.3	56.317	83.2	32.626	95.3	1:57.331 (2)	82.59	1.862	09:50:53.834	
2 -	28.493	105.3	<b>54.896</b>	83.0	<b>32.080</b>	94.3	<b>1:55.469 (1)</b>	<b>83.92</b>		<b>09:52:49.303</b>	
3 -	<b>27.962</b>	<b>105.6</b>	1:01.526	70.5	IN PIT		2:14.306 P	72.15	18.837	09:55:03.609	

P19 31		Paul DEHADRAY		Scirocco - JWB Motorsport							
LAP	SECTOR 1		SECTOR 2		SECTOR 3		LAP TIME	MPH	DIFF	TIME OF DAY	
1 -	32.487	105.6	1:00.633	92.5	35.004	92.1	2:08.124	75.64	11.778	09:51:38.681	
2 -	31.231	106.3	59.521	92.6	33.184	<b>100.0</b>	2:03.936	78.19	7.590	09:53:42.617	
3 -	30.299	106.1	57.680	93.0	33.543	98.2	2:01.522	79.74	5.176	09:55:44.139	
4 -	29.404	107.5	56.999	93.2	32.051	99.7	1:58.454 (3)	81.81	2.108	09:57:42.593	
5 -	29.285	<b>107.7</b>	56.682	<b>93.7</b>	32.257	99.2	1:58.224 (2)	81.97	1.878	09:59:40.817	
6 -	29.108	107.5	56.279	92.9	34.032	95.7	1:59.419	81.15	3.073	10:01:40.236	
7 -	30.051	107.2	56.501	92.8	32.728	98.6	1:59.280	81.24	2.934	10:03:39.516	
8 -	29.583	107.3	56.980	93.3	31.924	99.7	1:58.487	81.79	2.141	10:05:38.003	
9 -	<b>29.064</b>	107.3	<b>55.765</b>	92.9	<b>31.517</b>	99.2	<b>1:56.346 (1)</b>	<b>83.29</b>		<b>10:07:34.349</b>	

P20 40		Simon TOMLINSON		Golf GTI - AWM Warranty Direct							
LAP	SECTOR 1		SECTOR 2		SECTOR 3		LAP TIME	MPH	DIFF	TIME OF DAY	
1 -	31.856	104.2	1:04.966	79.5	35.143	97.6	2:11.965	73.43	14.927	09:51:43.636	
2 -	30.302	105.3	1:03.131	91.4	35.158	99.1	2:08.591	75.36	11.553	09:53:52.227	
3 -	31.002	106.5	59.748	82.3	33.583	<b>99.8</b>	2:04.333	77.94	7.295	09:55:56.560	
4 -	29.443	<b>106.8</b>	58.132	93.3	32.896	98.2	2:00.471	80.44	3.433	09:57:57.031	
5 -	29.873	106.1	56.455	<b>93.4</b>	32.650	96.5	1:58.978	81.45	1.940	09:59:56.009	
6 -	29.985	106.3	56.629	93.2	32.498	97.6	1:59.112	81.36	2.074	10:01:55.121	
7 -	29.227	99.4	56.858	<b>93.4</b>	32.731	96.1	1:58.816 (3)	81.56	1.778	10:03:53.937	
8 -	29.018	105.0	<b>55.835</b>	<b>93.4</b>	<b>32.185</b>	97.2	<b>1:57.038 (1)</b>	<b>82.80</b>		<b>10:05:50.975</b>	
9 -	<b>28.754</b>	105.6	55.898	91.8	32.395	96.8	1:57.047 (2)	82.79	0.009	10:07:48.022	

P21 23		Kieran GALLAGHER		Golf GTI - Team Hard							
LAP	SECTOR 1		SECTOR 2		SECTOR 3		LAP TIME	MPH	DIFF	TIME OF DAY	
1 -	34.706	98.2	1:01.328	82.8	34.438	91.1	2:10.472	74.27	13.275	09:52:06.415	
2 -	30.667	<b>99.8</b>	58.901	84.6	33.557	92.1	2:03.125	78.71	5.928	09:54:09.540	
3 -	30.168	96.6	59.466	83.8	33.618	92.4	2:03.252	78.62	6.055	09:56:12.792	
4 -	29.461	97.8	57.486	85.5	33.176	93.2	2:00.123	80.67	2.926	09:58:12.915	
5 -	29.328	97.2	56.680	<b>85.9</b>	32.755	<b>96.8</b>	1:58.763 (3)	81.60	1.566	10:00:11.678	
6 -	28.731	98.1	56.445	84.6	32.730	91.5	1:57.906 (2)	82.19	0.709	10:02:09.584	
7 -	29.254	96.8	56.712	84.5	33.103	90.6	1:59.069	81.39	1.872	10:04:08.653	

Weather / Track : Bright / Dry

Oulton Park International  
Circuit Length = 2.6920 miles  
Start: 09:46 Flag 10:06 End: 10:09

# Milltek Sport Volkswagen Racing Cup

## QUALIFYING - RACE 8 - ROUND 1 - SECTOR ANALYSIS

SECTOR 1 = FL to I1, SECTOR 2 = I1 to I2, SECTOR 3 = I2 to FL, DIFF = Difference To Personal Best Lap

8 -	28.977	97.5	57.622	83.4	32.799	95.7	1:59.398	81.16	2.201	10:06:08.051
9 -	<b>28.722</b>	98.2	<b>55.769</b>	84.7	<b>32.706</b>	92.0	<b>1:57.197 (1)</b>	<b>82.69</b>		<b>10:08:05.248</b>

P22 17		Tim SNAYLAM		Scirocco - AWM Warranty Direct							
LAP	SECTOR 1		SECTOR 2		SECTOR 3		LAP TIME	MPH	DIFF	TIME OF DAY	
1 -	37.659	72.0	1:04.209	89.2	34.431	96.4	2:16.299	71.10	18.071	09:51:46.438	
2 -	30.848	104.6	1:01.583	89.4	35.087	91.5	2:07.518	75.99	9.290	09:53:53.956	
3 -	32.048	98.2	1:00.187	90.8	33.463	97.3	2:05.698 (3)	77.09	7.470	09:55:59.654	
4 -	29.340	106.5	56.958	<b>91.3</b>	32.696	97.1	1:58.994 (2)	81.44	0.766	09:57:58.648	
5 -	<b>29.072</b>	107.0	<b>56.886</b>	<b>91.3</b>	<b>32.270</b>	<b>97.5</b>	<b>1:58.228 (1)</b>	<b>81.97</b>		<b>09:59:56.876</b>	
6 -	29.699	<b>108.4</b>	58.176	71.2	IN PIT		2:15.474 P	71.53	17.246	10:02:12.350	

P23 88		James PILE		Golf GTI - Slidesports							
LAP	SECTOR 1		SECTOR 2		SECTOR 3		LAP TIME	MPH	DIFF	TIME OF DAY	
1 -	33.306	101.2	1:02.125	88.3	50.004	78.8	2:25.435	66.63	26.746	09:52:40.550	
2 -	33.176	100.9	1:06.361	85.1	36.266	<b>94.1</b>	2:15.803	71.36	17.114	09:54:56.353	
3 -	31.344	100.4	58.505	87.8	33.876	93.9	2:03.725	78.32	5.036	09:57:00.078	
4 -	31.244	102.2	58.040	88.6	33.789	93.8	2:03.073	78.74	4.384	09:59:03.151	
5 -	30.042	102.7	57.590	87.6	33.219	93.3	2:00.851	80.19	2.162	10:01:04.002	
6 -	29.815	100.9	56.699	87.3	33.385	<b>94.1</b>	1:59.899 (2)	80.82	1.210	10:03:03.901	
7 -	30.008	<b>104.3</b>	<b>56.267</b>	<b>88.7</b>	34.085	93.9	2:00.360 (3)	80.51	1.671	10:05:04.261	
8 -	<b>29.067</b>	103.4	56.542	88.4	<b>33.080</b>	93.5	<b>1:58.689 (1)</b>	<b>81.65</b>		<b>10:07:02.950</b>	

P24 44		Robin RILEY		Scirocco - AWM Warranty Direct							
LAP	SECTOR 1		SECTOR 2		SECTOR 3		LAP TIME	MPH	DIFF	TIME OF DAY	
1 -	36.633	90.8	1:05.524	75.4	36.238	97.9	2:18.395	70.02	19.425	09:52:13.288	
2 -	30.927	104.0	1:00.053	88.4	35.024	85.4	2:06.004	76.91	7.034	09:54:19.292	
3 -	30.536	103.7	59.686	90.9	33.427	97.5	2:03.649	78.37	4.679	09:56:22.941	
4 -	30.067	104.5	58.353	92.3	33.088	99.1	2:01.508	79.75	2.538	09:58:24.449	
5 -	29.810	102.7	57.963	<b>92.9</b>	32.739	<b>99.7</b>	2:00.512	80.41	1.542	10:00:24.961	
6 -	29.638	104.5	57.263	92.0	33.470	<b>99.7</b>	2:00.371	80.51	1.401	10:02:25.332	
7 -	29.273	<b>105.1</b>	<b>56.947</b>	89.4	33.321	97.2	1:59.541 (3)	81.07	0.571	10:04:24.873	
8 -	29.730	104.6	57.214	92.4	<b>32.516</b>	97.1	1:59.460 (2)	81.12	0.490	10:06:24.333	
9 -	<b>29.262</b>	104.8	57.110	85.0	32.598	92.0	<b>1:58.970 (1)</b>	<b>81.46</b>		<b>10:08:23.303</b>	

P25 51		Simon ANDREWS		Golf GTI - AWM Warranty Direct							
LAP	SECTOR 1		SECTOR 2		SECTOR 3		LAP TIME	MPH	DIFF	TIME OF DAY	
1 -	36.137	91.4	1:04.622	88.3	34.329	97.1	2:15.088	71.74	15.209	09:52:29.859	
2 -	30.449	102.6	58.748	91.1	33.528	97.3	2:02.725	78.96	2.846	09:54:32.584	
3 -	30.101	104.5	57.745	90.8	33.142	97.9	2:00.988	80.10	1.109	09:56:33.572	
4 -	29.638	104.8	57.211	91.4	33.030	98.1	<b>1:59.879 (1)</b>	<b>80.84</b>		<b>09:58:33.451</b>	
5 -	29.503	104.3	58.259	91.5	33.033	98.1	2:00.795	80.22	0.916	10:00:34.246	
6 -	29.828	104.6	57.578	91.5	33.302	97.6	2:00.708	80.28	0.829	10:02:34.954	
7 -	30.091	<b>105.6</b>	<b>56.763</b>	<b>92.3</b>	33.819	98.2	2:00.673 (3)	80.31	0.794	10:04:35.627	
8 -	29.597	101.3	58.918	92.1	<b>32.577</b>	<b>98.8</b>	2:01.092	80.03	1.213	10:06:36.719	
9 -	<b>29.297</b>	<b>105.6</b>	57.825	91.3	32.910	97.8	2:00.032 (2)	80.73	0.153	10:08:36.751	

P26 20		Graham EWING		Golf GTI - Team Hard							
LAP	SECTOR 1		SECTOR 2		SECTOR 3		LAP TIME	MPH	DIFF	TIME OF DAY	
1 -	36.883	87.0	1:01.759	83.4	35.820	93.0	2:14.462	72.07	13.062	09:53:04.792	
2 -	31.402	88.8	59.819	86.9	34.224	94.1	2:05.445	77.25	4.045	09:55:10.237	
3 -	30.584	100.3	59.470	85.1	33.328	95.0	2:03.382	78.54	1.982	09:57:13.619	
4 -	30.203	100.6	58.243	<b>87.6</b>	33.354	<b>95.1</b>	2:01.800 (2)	79.56	0.400	09:59:15.419	
5 -	30.250	100.6	58.280	86.9	<b>33.308</b>	94.9	2:01.838 (3)	79.54	0.438	10:01:17.257	
6 -	<b>29.892</b>	<b>100.9</b>	58.194	87.2	33.314	94.1	<b>2:01.400 (1)</b>	<b>79.82</b>		<b>10:03:18.657</b>	
7 -	29.958	100.4	58.680	86.8	34.056	86.1	2:02.694	78.98	1.294	10:05:21.351	
8 -	30.666	100.4	<b>57.614</b>	86.8	33.730	94.7	2:02.010	79.43	0.610	10:07:23.361	

Weather / Track : Bright / Dry

Oulton Park International  
Circuit Length = 2.6920 miles  
Start: 09:46 Flag 10:06 End: 10:09



# Milltek Sport Volkswagen Racing Cup

## QUALIFYING - RACE 8 - ROUND 1 - SECTOR ANALYSIS

SECTOR 1 = FL to I1, SECTOR 2 = I1 to I2, SECTOR 3 = I2 to FL, DIFF = Difference To Personal Best Lap

<b>P27 18</b>		<b>Craig MASON</b>		Golf GTI - AWM Warranty Direct						
LAP	SECTOR 1		SECTOR 2		SECTOR 3		LAP TIME	MPH	DIFF	TIME OF DAY
1 -	47.749	93.5	1:04.982	75.4	35.134	95.5	2:27.865	65.54	26.071	09:52:02.637
2 -	31.443	99.4	1:00.288	90.9	34.010	<b>98.8</b>	2:05.741	77.07	3.947	09:54:08.378
3 -	30.694	103.4	1:01.397	89.3	33.784	98.3	2:05.875	76.99	4.081	09:56:14.253
4 -	30.310	103.0	58.403	90.9	33.476	97.9	2:02.189 <b>(2)</b>	79.31	0.395	09:58:16.442
5 -	31.328	99.7	1:01.301	90.1	34.537	82.9	2:07.166	76.20	5.372	10:00:23.608
6 -	33.259	95.1	59.941	90.5	33.719	98.2	2:06.919	76.35	5.125	10:02:30.527
7 -	30.723	103.7	58.964	<b>91.5</b>	34.096	90.6	2:03.783	78.29	1.989	10:04:34.310
<b>8 -</b>	30.685	103.7	<b>58.041</b>	91.1	<b>33.068</b>	97.8	<b>2:01.794 (1)</b>	<b>79.57</b>		<b>10:06:36.104</b>
9 -	<b>29.606</b>	<b>104.2</b>	59.702	87.4	34.370	93.9	2:03.678 <b>(3)</b>	78.35	1.884	10:08:39.782

<b>P28 69</b>		<b>Mark CLYNES</b>		Scirocco - JWB Motorsport						
LAP	SECTOR 1		SECTOR 2		SECTOR 3		LAP TIME	MPH	DIFF	TIME OF DAY
1 -	31.849	98.1	1:01.373	86.7	34.961	86.9	2:08.183	75.60	6.310	09:51:40.644
2 -	31.357	102.2	59.143	<b>87.1</b>	33.367	93.8	2:03.867	78.23	1.994	09:53:44.511
3 -	30.152	102.4	58.860	<b>87.1</b>	33.488	93.0	2:02.500 <b>(2)</b>	79.11	0.627	09:55:47.011
<b>4 -</b>	<b>29.830</b>	<b>104.0</b>	58.705	87.0	<b>33.338</b>	94.5	<b>2:01.873 (1)</b>	<b>79.51</b>		<b>09:57:48.884</b>
5 -	30.859	101.8	<b>58.577</b>	86.5	IN PIT		2:21.512 <b>P</b>	68.48	19.639	10:00:10.396
6 -	OUTLAP	92.5	59.557	85.4	33.398	93.8	2:56.602	54.87	54.729	10:03:06.998
7 -	30.337	101.8	58.608	86.1	34.003	94.9	2:02.948 <b>(3)</b>	78.82	1.075	10:05:09.946
8 -	30.086	101.0	1:39.802	79.6	34.486	92.9	2:44.374	58.95	42.501	10:07:54.320

<b>P29 3</b>		<b>Cameron THOMPSON</b>		Golf GTI - Maximum Motorsport						
LAP	SECTOR 1		SECTOR 2		SECTOR 3		LAP TIME	MPH	DIFF	TIME OF DAY
1 -	33.525	81.7	1:03.309	82.5	47.936	76.3	2:24.770	66.94	19.176	09:51:40.459
2 -	32.916	95.8	1:02.717	80.9	35.310	89.4	2:10.943	74.01	5.349	09:53:51.402
3 -	33.744	83.4	1:02.920	82.8	35.089	89.8	2:11.753	73.55	6.159	09:56:03.155
4 -	33.188	89.9	1:04.689	82.7	34.703	89.3	2:12.580	73.09	6.986	09:58:15.735
5 -	30.973	<b>96.5</b>	1:00.852	82.6	34.443	<b>91.0</b>	2:06.268	76.75	0.674	10:00:22.003
<b>6 -</b>	30.791	96.4	<b>1:00.481</b>	82.8	34.322	89.5	<b>2:05.594 (1)</b>	<b>77.16</b>		<b>10:02:27.597</b>
7 -	30.971	95.4	1:00.563	82.1	34.673	90.1	2:06.207 <b>(3)</b>	76.78	0.613	10:04:33.804
8 -	30.868	96.0	1:01.930	<b>82.9</b>	<b>34.149</b>	<b>91.0</b>	2:06.947	76.34	1.353	10:06:40.751
9 -	<b>30.763</b>	86.8	1:00.651	82.7	34.520	89.3	2:05.934 <b>(2)</b>	76.95	0.340	10:08:46.685

<b>P30 46</b>		<b>Andrew SMITH</b>		Beetle - Brooklands Garage						
LAP	SECTOR 1		SECTOR 2		SECTOR 3		LAP TIME	MPH	DIFF	TIME OF DAY
1 -	31.707	96.8	1:00.370	<b>88.1</b>	<b>34.158</b>	<b>93.3</b>	<b>2:06.235 (1)</b>	<b>76.77</b>		<b>09:52:30.915</b>
2 -	<b>30.845</b>	<b>97.5</b>	<b>59.688</b>	86.2	40.501	88.3	2:11.034 <b>(2)</b>	73.96	4.799	09:54:41.949
3 -	31.437	95.5	1:00.815	87.0	IN PIT		2:11.964 <b>P</b>	73.43	5.729	09:56:53.913

<b>P31 12</b>		<b>Simon RUDD</b>		Golf GTI - Team Hard						
LAP	SECTOR 1		SECTOR 2		SECTOR 3		LAP TIME	MPH	DIFF	TIME OF DAY
1 -					<b>IN PIT</b>		2:26.738 <b>P</b>	66.04		09:53:07.697
2 -					<b>IN PIT</b>		3:56.771 <b>P</b>	40.93	59.682	09:57:04.468
3 -					<b>IN PIT</b>		4:10.337 <b>P</b>	38.71	1:13.248	10:01:14.805
4 -							4:06.546 <b>(2)</b>	39.30	1:09.457	10:05:21.352
<b>5 -</b>							<b>2:57.089 (1)</b>	<b>54.72</b>		<b>10:08:18.441</b>

# Milltek Sport Volkswagen Racing Cup

## QUALIFYING - RACE 8 - ROUND 1 - BEST SECTORS

SECTOR 1			SECTOR 2			SECTOR 3			IDEAL / BEST COMPARISON						
POS	NO	NAME	TIME	NO	NAME	TIME	NO	NAME	TIME	POS	NO	NAME	IDEAL	BEST	DIFF
1	99	WALKER-TULLY	27.318	8	MASON	53.373	8	MASON	30.926				<b>PERFECT LAP</b>	<b>1:51.617</b>	
2	8	MASON	27.410	37	GREENWAY	53.433	13	FULBROOK	31.040	1	8	MASON	1:51.709	1:51.720	0.011
3	27	DI RESTA	27.539	99	WALKER-TULLY	53.485	99	WALKER-TULLY	31.098	2	99	WALKER-TULLY	1:51.901	1:52.066	0.165
4	14	CAYGILL	27.579	6	SUTTON	53.584	37	GREENWAY	31.175	3	37	GREENWAY	1:52.304	1:52.479	0.175
5	98	HAMILTON	27.653	13	FULBROOK	53.703	98	HAMILTON	31.213	4	13	FULBROOK	1:52.661	1:52.661	0.000
6	37	GREENWAY	27.696	19	O'NEILL	53.771	27	DI RESTA	31.249	5	27	DI RESTA	1:52.776	1:53.013	0.237
7	4	LINES	27.811	5	HOUSE	53.896	41	MORGAN	31.277	6	98	HAMILTON	1:52.802	1:52.802	0.000
8	29	PANAYIOTOU	27.861	98	HAMILTON	53.936	4	LINES	31.278	7	6	SUTTON	1:52.848	1:52.884	0.036
9	22	FULLER	27.872	14	CAYGILL	53.977	6	SUTTON	31.321	8	14	CAYGILL	1:52.891	1:53.229	0.338
10	5	HOUSE	27.898	27	DI RESTA	53.988	14	CAYGILL	31.335	9	4	LINES	1:53.187	1:53.187	0.000
11	13	FULBROOK	27.918	4	LINES	54.098	29	PANAYIOTOU	31.393	10	5	HOUSE	1:53.188	1:53.224	0.036
12	6	SUTTON	27.943	22	FULLER	54.405	5	HOUSE	31.394	11	19	O'NEILL	1:53.225	1:53.225	0.000
13	16	WALKER	27.962	41	MORGAN	54.474	19	O'NEILL	31.400	12	41	MORGAN	1:53.747	1:54.033	0.286
14	41	MORGAN	27.996	47	BARLEY	54.579	31	DEHADRAY	31.517	13	29	PANAYIOTOU	1:53.907	1:54.568	0.661
15	19	O'NEILL	28.054	29	PANAYIOTOU	54.653	9	FAIRBROTHER	31.528	14	22	FULLER	1:54.112	1:54.282	0.170
16	9	FAIRBROTHER	28.088	9	FAIRBROTHER	54.703	77	WHITE	31.573	15	9	FAIRBROTHER	1:54.319	1:54.322	0.003
17	47	BARLEY	28.282	77	WHITE	54.831	22	FULLER	31.835	16	77	WHITE	1:54.706	1:55.063	0.357
18	77	WHITE	28.302	16	WALKER	54.896	47	BARLEY	31.906	17	47	BARLEY	1:54.767	1:55.221	0.454
19	33	ORROCK	28.497	31	DEHADRAY	55.765	16	WALKER	32.080	18	16	WALKER	1:54.938	1:55.469	0.531
20	23	GALLAGHER	28.722	23	GALLAGHER	55.769	40	TOMLINSON	32.185	19	31	DEHADRAY	1:56.346	1:56.346	0.000
21	40	TOMLINSON	28.754	40	TOMLINSON	55.835	17	SNAYLAM	32.270	20	40	TOMLINSON	1:56.774	1:57.038	0.264
22	31	DEHADRAY	29.064	88	PILE	56.267	44	RILEY	32.516	21	23	GALLAGHER	1:57.197	1:57.197	0.000
23	88	PILE	29.067	51	ANDREWS	56.763	51	ANDREWS	32.577	22	17	SNAYLAM	1:58.228	1:58.228	0.000
24	17	SNAYLAM	29.072	17	SNAYLAM	56.886	23	GALLAGHER	32.706	23	88	PILE	1:58.414	1:58.689	0.275
25	44	RILEY	29.262	44	RILEY	56.947	33	ORROCK	32.711	24	51	ANDREWS	1:58.637	1:59.879	1.242
26	51	ANDREWS	29.297	20	EWING	57.614	18	MASON	33.068	25	44	RILEY	1:58.725	1:58.970	0.245
27	18	MASON	29.606	33	ORROCK	57.945	88	PILE	33.080	26	18	MASON	2:00.715	2:01.794	1.079
28	69	CLYNES	29.830	18	MASON	58.041	20	EWING	33.308	27	20	EWING	2:00.814	2:01.400	0.586
29	20	EWING	29.892	69	CLYNES	58.577	69	CLYNES	33.338	28	69	CLYNES	2:01.745	2:01.873	0.128
30	3	THOMPSON	30.763	46	SMITH	59.688	3	THOMPSON	34.149	29	46	SMITH	2:04.691	2:06.235	1.544
31	46	SMITH	30.845	3	THOMPSON	1:00.481	46	SMITH	34.158	30	3	THOMPSON	2:05.393	2:05.594	0.201
32	2	WEAVER	39.625	2	WEAVER	1:22.237	2	WEAVER	41.880	31	12	RUDD		2:57.089	

Weather / Track : Bright / Dry

Results can be found at [www.tsl-timing.com](http://www.tsl-timing.com)

Oulton Park International  
Circuit Length = 2.6920 miles  
Start: 09:46 Flag 10:06 End: 10:09

Printed - 10:10 Monday, 21 April 2014

# Milltek Sport Volkswagen Racing Cup

## QUALIFYING - RACE 8 - ROUND 1 - BEST SPEEDS

POS	SECTOR 1			SECTOR 2			FINISH LINE		
	NO	NAME	MPH	NO	NAME	MPH	NO	NAME	MPH
1	41	Sam MORGAN	110.1	41	Sam MORGAN	96.9	41	Sam MORGAN	102.7
2	8	Aaron MASON	109.8	99	Jack WALKER-TULLY	96.1	99	Jack WALKER-TULLY	102.1
3	99	Jack WALKER-TULLY	109.6	8	Aaron MASON	94.9	8	Aaron MASON	100.7
4	14	Josh CAYGILL	109.1	9	David FAIRBROTHER	94.1	13	Joe FULBROOK	100.7
5	37	James GREENWAY	109.1	13	Joe FULBROOK	93.9	9	David FAIRBROTHER	100.3
6	29	Chris PANAYIOTOU	108.9	31	Paul DEHADRAY	93.7	37	James GREENWAY	100.3
7	4	Stewart LINES	108.4	37	James GREENWAY	93.7	98	Matt HAMILTON	100.1
8	17	Tim SNAYLAM	108.4	14	Josh CAYGILL	93.4	31	Paul DEHADRAY	100.0
9	5	Philip HOUSE	108.2	40	Simon TOMLINSON	93.4	4	Stewart LINES	99.8
10	9	David FAIRBROTHER	108.2	4	Stewart LINES	92.9	29	Chris PANAYIOTOU	99.8
11	27	Stefan DI RESTA	108.2	44	Robin RILEY	92.9	40	Simon TOMLINSON	99.8
12	31	Paul DEHADRAY	107.7	77	George WHITE	92.8	19	Paul O'NEILL	99.7
13	47	Tom BARLEY	107.3	19	Paul O'NEILL	92.6	44	Robin RILEY	99.7
14	77	George WHITE	107.3	29	Chris PANAYIOTOU	92.6	18	Craig MASON	98.8
15	13	Joe FULBROOK	107.0	47	Tom BARLEY	92.5	51	Simon ANDREWS	98.8
16	40	Simon TOMLINSON	106.8	98	Matt HAMILTON	92.4	14	Josh CAYGILL	98.3
17	33	Lucas ORROCK	106.3	27	Stefan DI RESTA	92.3	27	Stefan DI RESTA	98.2
18	19	Paul O'NEILL	106.0	51	Simon ANDREWS	92.3	77	George WHITE	98.2
19	16	James WALKER	105.6	22	Howard FULLER	92.0	47	Tom BARLEY	98.1
20	51	Simon ANDREWS	105.6	33	Lucas ORROCK	91.9	22	Howard FULLER	97.9
21	98	Matt HAMILTON	105.6	18	Craig MASON	91.5	5	Philip HOUSE	97.6
22	6	David SUTTON	105.5	6	David SUTTON	91.3	33	Lucas ORROCK	97.6
23	22	Howard FULLER	105.5	17	Tim SNAYLAM	91.3	17	Tim SNAYLAM	97.5
24	44	Robin RILEY	105.1	5	Philip HOUSE	91.0	6	David SUTTON	96.9
25	88	James PILE	104.3	88	James PILE	88.7	23	Kieran GALLAGHER	96.8
26	18	Craig MASON	104.2	46	Andrew SMITH	88.1	16	James WALKER	96.0
27	69	Mark CLYNES	104.0	20	Graham EWING	87.6	20	Graham EWING	95.1
28	20	Graham EWING	100.9	69	Mark CLYNES	87.1	69	Mark CLYNES	95.1
29	23	Kieran GALLAGHER	99.8	16	James WALKER	86.3	88	James PILE	94.1
30	46	Andrew SMITH	97.5	23	Kieran GALLAGHER	85.9	46	Andrew SMITH	93.3
31	3	Cameron THOMPSON	96.5	3	Cameron THOMPSON	82.9	3	Cameron THOMPSON	91.0
32	2	Adam WEAVER	86.3	2	Adam WEAVER	75.6	2	Adam WEAVER	87.7
33									

Weather / Track : Bright / Dry

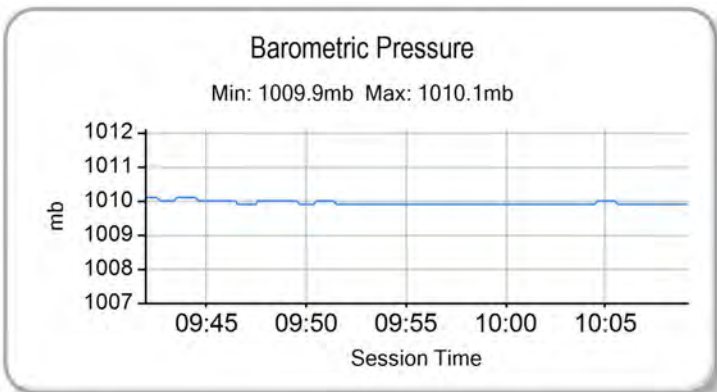
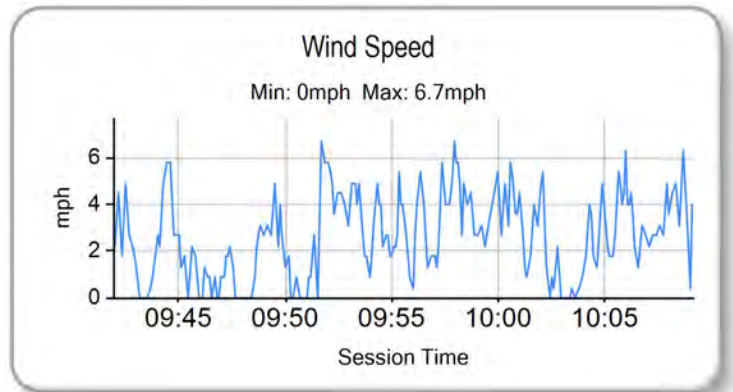
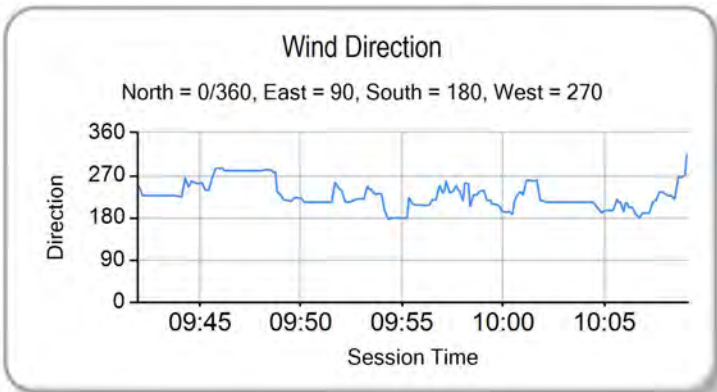
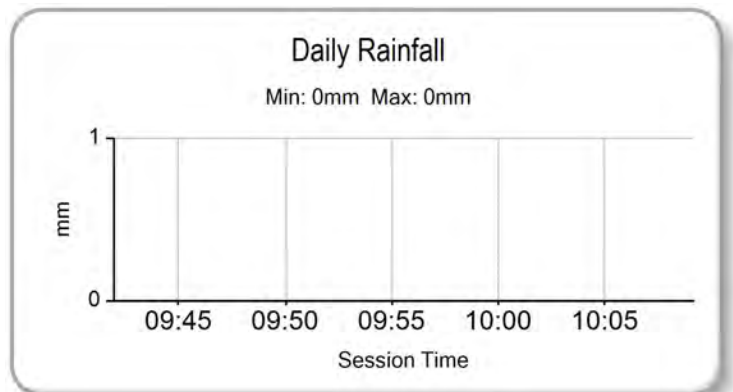
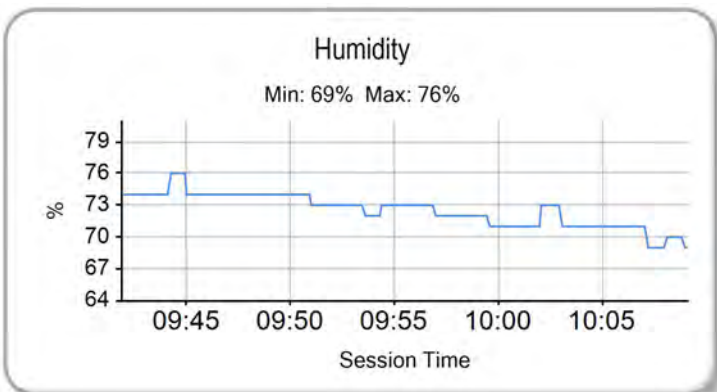
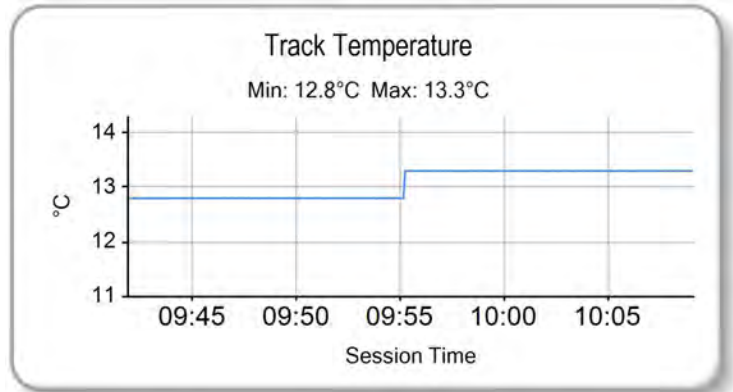
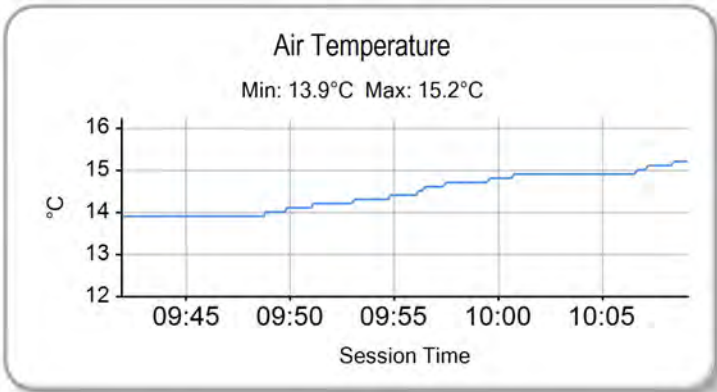
Results can be found at [www.tsl-timing.com](http://www.tsl-timing.com)

Oulton Park International  
Circuit Length = 2.6920 miles  
Start: 09:46 Flag 10:06 End: 10:09

Printed - 10:10 Monday, 21 April 2014

# Milltek Sport Volkswagen Racing Cup

## QUALIFYING - RACE 8 - ROUND 1 - WEATHER CONDITIONS



Weather / Track : Bright / Dry

Results can be found at [www.tsl-timing.com](http://www.tsl-timing.com)

Oulton Park International  
Circuit Length = 2.6920 miles  
Start: 09:46 Flag 10:06 End: 10:09

Printed - 10:11 Monday, 21 April 2014

## Milltek Sport Volkswagen Racing Cup RACE 8 - ROUND 1 - GRID - AMENDED

ROW 17	33	<b>2</b> Adam WEAVER	
ROW 16		31 <b>33</b> Lucas ORROCK	32 <b>20</b> Graham EWING
ROW 15	29	2:06.235 <b>46</b> Andrew SMITH	30 <b>12</b> Simon RUDD 2:57.089
ROW 14		2:01.873 27 <b>69</b> Mark CLYNES	2:05.594 28 <b>3</b> Cameron THOMPSON
ROW 13	25	1:59.879 <b>51</b> Simon ANDREWS	2:01.794 26 <b>18</b> Craig MASON
ROW 12		1:58.689 23 <b>88</b> James PILE	1:58.970 24 <b>44</b> Robin RILEY
ROW 11	21	1:57.197 <b>23</b> Kieran GALLAGHER	1:58.228 22 <b>17</b> Tim SNAYLAM
ROW 10		1:56.346 19 <b>31</b> Paul DEHADRAY	1:57.038 20 <b>40</b> Simon TOMLINSON
ROW 9	17	1:55.221 <b>47</b> Tom BARLEY	1:55.469 18 <b>16</b> James WALKER
ROW 8		1:54.568 15 <b>29</b> Chris PANAYIOTOU	1:55.063 16 <b>77</b> George WHITE
ROW 7	13	1:54.282 <b>22</b> Howard FULLER	1:54.322 14 <b>9</b> David FAIRBROTHER
ROW 6		1:53.229 11 <b>14</b> Josh CAYGILL	1:54.033 12 <b>41</b> Sam MORGAN
ROW 5	9	1:53.224 <b>5</b> Philip HOUSE	1:53.225 10 <b>19</b> Paul O'NEILL
ROW 4		1:53.013 7 <b>27</b> Stefan DI RESTA	1:53.187 8 <b>4</b> Stewart LINES
ROW 3	5	1:52.802 <b>98</b> Matt HAMILTON	1:52.884 6 <b>6</b> David SUTTON
ROW 2		1:52.479 3 <b>37</b> James GREENWAY	1:52.661 4 <b>13</b> Joe FULBROOK
ROW 1	1	1:51.720 <b>8</b> Aaron MASON	1:52.066 2 <b>99</b> Jack WALKER-TULLY
		<b>Pole</b>	

Oulton Park International  
Circuit Length = 2.6920 miles

These results are provisional until the conclusion of any judicial and technical matters.

Clerk Of Course :

Timekeeper :

## Milltek Sport Volkswagen Racing Cup

### RACE 8 - ROUND 1 - CLASSIFICATION - AMENDED

POS	NO	NAME	ENTRY	LAPS	TIME	GAP	DIFF	MPH	BEST	ON
1	8	Aaron MASON	Scirocco - AWM Warranty Direct	4	7:42.623			83.79	1:53.280	3
2	13	Joe FULBROOK	Golf GTI - AWM Warranty Direct	4	7:45.287	2.664	2.664	83.31	1:53.915	2
3	37	James GREENWAY	Scirocco - AWM Warranty Direct	4	7:46.184	3.561	0.897	83.15	1:54.235	4
4	6	David SUTTON	Scirocco - Slidesports	4	7:48.054	5.431	1.870	82.82	1:54.125	4
5	4	Stewart LINES	Scirocco - Maximum Motorsport	4	7:48.386	5.763	0.332	82.76	1:54.252	4
6	99	Jack WALKER-TULLY	Scirocco - Cooke & Mason	4	7:48.605	5.982	0.219	82.72	1:54.260	4
7	41	Sam MORGAN	Golf GTI - KPM Racing	4	7:48.823	6.200	0.218	82.68	1:54.301	4
8	16	James WALKER	Golf GTI - Milltek Sport	4	7:49.794	7.171	0.971	82.51	1:53.663	4
9	14	Josh CAYGILL	Scirocco - AWM Warranty Direct	4	7:49.997	7.374	0.203	82.47	1:55.215	4
10	98	Matt HAMILTON	Golf R - THM Racing	4	7:51.471	8.848	1.474	82.22	1:55.046	2
11	5	Philip HOUSE	Scirocco - PH Motorsport	4	7:52.475	9.852	1.004	82.04	1:55.277	2
12	19	Paul O'NEILL	Golf GTI - Team Hard	4	7:57.563	14.940	5.088	81.17	1:55.776	2
13	33	Lucas ORROCK	Scirocco - KPM Racing	4	7:58.457	15.834	0.894	81.02	1:54.221	3
14	9	David FAIRBROTHER	Scirocco - Slidesports	4	7:58.923	16.300	0.466	80.94	1:56.119	3
15	29	Chris PANAYIOTOU	Scirocco - Maximum Motorsport	4	7:59.334	16.711	0.411	80.87	1:55.553	2
16	27	Stefan DI RESTA	Scirocco - JWB Motorsport	4	8:01.607	18.984	2.273	80.49	1:55.848	2
17	31	Paul DEHADRAY	Scirocco - JWB Motorsport	4	8:12.060	29.437	10.453	78.78	1:58.661	4
18	40	Simon TOMLINSON	Golf GTI - AWM Warranty Direct	4	8:12.407	29.784	0.347	78.72	1:59.055	2
19	77	George WHITE	Scirocco - KPM Racing	4	8:14.328	31.705	1.921	78.41	1:58.775	4
20	88	James PILE	Golf GTI - Slidesports	4	8:15.579	32.956	1.251	78.22	1:59.006	4
21	12	Simon RUDD	Golf GTI - Team Hard	4	8:17.231	34.608	1.652	77.96	1:58.556	4
22	51	Simon ANDREWS	Golf GTI - AWM Warranty Direct	4	8:19.604	36.981	2.373	77.59	2:00.773	3
23	18	Craig MASON	Golf GTI - AWM Warranty Direct	4	8:20.214	37.591	0.610	77.49	2:00.406	4
24	3	Cameron THOMPSON	Golf GTI - Maximum Motorsport	4	8:20.622	37.999	0.408	77.43	2:00.572	4
25	20	Graham EWING	Golf GTI - Team Hard	4	8:22.774	40.151	2.152	77.10	2:00.774	3
26	69	Mark CLYNES	Scirocco - JWB Motorsport	4	8:27.964	45.341	5.190	76.31	2:00.776	3
27	46	Andrew SMITH	Beetle - Brooklands Garage	4	8:40.714	58.091	12.750	74.44	2:03.362	4
28	2	Adam WEAVER	Golf GTI - Power Maxed Racing	4	8:56.424	1:13.801	15.710	72.26	2:10.348	2

#### NOT CLASSIFIED

DNF	23	Kieran GALLAGHER	Golf GTI - Team Hard	4	8:10.491	27.868		79.03	1:58.905	4
DNF	47	Tom BARLEY	Golf GTI - Team Hard	2	4:03.526	2 Laps	2 Laps	79.59	1:56.744	2
DNF	17	Tim SNAYLAM	Scirocco - AWM Warranty Direct	2	4:13.367	2 Laps	9.841	76.49	1:59.450	2

#### FASTEST LAP

8	Aaron MASON	Scirocco - AWM Warranty Direct	3	1:53.280	85.55 mph	137.68 kph
---	-------------	--------------------------------	---	----------	-----------	------------

\* Car 23 - Not running at the time of red flag.

Weather / Track : Bright / Dry

These results are provisional until the conclusion of any judicial and technical matters.

Oulton Park International  
Circuit Length = 2.6920 miles  
Start: 16:58 Flag 17:06 End: 17:12

Clerk Of Course :	Timekeeper :
-------------------	--------------

# Milltek Sport Volkswagen Racing Cup

## RACE 8 - ROUND 1 - LAP CHART

LAP 1			LAP 2			LAP 3			LAP 4		
NO	BEHIND	LAP TIME	NO	BEHIND	LAP TIME	NO	BEHIND	LAP TIME	NO	BEHIND	LAP TIME
37		2:01.392	8		1:53.732	8		1:53.280	8		1:54.020
8	0.199	2:01.591	13	0.366	1:53.915	13	1.691	1:54.605	13	2.664	1:54.993
13	0.382	2:01.774	37	1.706	1:55.637	37	3.346	1:54.920	37	3.561	1:54.235
6	1.103	2:02.495	6	2.385	1:55.213	6	5.326	1:56.221	6	5.431	1:54.125
4	1.638	2:03.030	4	2.587	1:54.880	4	5.531	1:56.224	4	5.763	1:54.252
98	1.956	2:03.348	98	3.071	1:55.046	99	5.742	1:55.868	99	5.982	1:54.260
99	2.179	2:03.571	99	3.154	1:54.906	41	5.919	1:55.810	41	6.200	1:54.301
14	2.547	2:03.939	41	3.389	1:54.454	14	6.179	1:55.479	16	7.171	1:53.663
41	2.866	2:04.258	14	3.980	1:55.364	16	7.528	1:55.387	14	7.374	1:55.215
5	3.181	2:04.573	5	4.527	1:55.277	98	7.584	1:57.793	98	8.848	1:55.284
16	5.172	2:06.564	16	5.421	1:54.180	5	8.028	1:56.781	5	9.852	1:55.844
47	5.390	2:06.782	47	8.203	1:56.744	9	11.948	1:56.119	19	14.940	1:55.844
9	6.261	2:07.653	19	8.909	1:55.776	29	12.022	1:55.729	33	15.834	1:54.956
19	7.064	2:08.456	9	9.109	1:56.779	19	13.116	1:57.487	9	16.300	1:58.372
27	7.325	2:08.717	27	9.242	1:55.848	27	13.304	1:57.342	29	16.711	1:58.709
29	7.951	2:09.343	29	9.573	1:55.553	33	14.898	1:54.221	27	18.984	1:59.700
23	10.287	2:11.679	33	13.957	1:56.072	23	22.983	2:00.077	23	27.868	1:58.905
40	11.359	2:12.751	23	16.186	1:59.830	40	24.594	2:01.391	31	29.437	1:58.661
31	11.748	2:13.140	40	16.483	1:59.055	31	24.796	2:00.947	40	29.784	1:59.210
33	11.816	2:13.208	31	17.129	1:59.312	77	26.950	2:01.076	77	31.705	1:58.775
17	12.525	2:13.917	17	18.044	1:59.450	88	27.970	1:59.589	88	32.956	1:59.006
77	13.996	2:15.388	77	19.154	1:59.089	51	29.812	2:00.773	12	34.608	1:58.556
88	14.498	2:15.890	88	21.661	2:01.094	12	30.072	1:58.923	51	36.981	2:01.189
51	14.642	2:16.034	51	22.319	2:01.608	18	31.205	2:01.247	18	37.591	2:00.406
18	15.133	2:16.525	18	23.238	2:02.036	3	31.447	2:01.099	3	37.999	2:00.572
3	15.549	2:16.941	3	23.628	2:02.010	20	32.152	2:00.774	20	40.151	2:02.019
20	16.128	2:17.520	12	24.429	2:02.080	69	32.856	2:00.776	69	45.341	2:06.505
12	16.280	2:17.672	20	24.658	2:02.461	46	48.749	2:10.253	46	58.091	2:03.362
69	17.895	2:19.287	69	25.360	2:01.396	2	56.621	2:12.482	2	1:13.801	2:11.200
2	21.002	2:22.394	46	31.776	2:04.221						
46	21.486	2:22.878	2	37.419	2:10.348						

Weather / Track : Bright / Dry

Results can be found at [www.tsl-timing.com](http://www.tsl-timing.com)

Oulton Park International  
 Circuit Length = 2.6920 miles  
 Start: 16:58 Flag 17:06 End: 17:12

Printed - 17:23 Monday, 21 April 2014

# Milltek Sport Volkswagen Racing Cup

## RACE 8 - ROUND 1 - SECTOR ANALYSIS

SECTOR 1 = FL to I1, SECTOR 2 = I1 to I2, SECTOR 3 = I2 to FL, DIFF = Difference To Personal Best Lap

P1		8		Aaron MASON		Scirocco - AWM Warranty Direct				
LAP	SECTOR 1	SECTOR 2	SECTOR 3	LAP TIME	MPH	DIFF	TIME OF DAY			
1 -		104.3	54.845	<b>93.9</b>	32.017	<b>100.0</b>	2:01.591	79.70	8.311	17:00:38.796
2 -	28.292	108.4	54.112	92.9	<b>31.328</b>	99.1	1:53.732 (2)	85.21	0.452	17:02:32.528
3 -	<b>27.782</b>	<b>108.5</b>	54.043	93.3	31.455	97.6	<b>1:53.280 (1)</b>	<b>85.55</b>		<b>17:04:25.808</b>
4 -	28.436	107.3	<b>54.031</b>	<b>93.9</b>	31.553	98.8	1:54.020 (3)	84.99	0.740	17:06:19.828

P2		13		Joe FULBROOK		Golf GTI - AWM Warranty Direct				
LAP	SECTOR 1	SECTOR 2	SECTOR 3	LAP TIME	MPH	DIFF	TIME OF DAY			
1 -		105.1	54.918	92.9	31.842	99.4	2:01.774	79.58	7.859	17:00:38.979
2 -	<b>28.322</b>	<b>106.5</b>	<b>54.454</b>	93.4	<b>31.139</b>	<b>100.3</b>	<b>1:53.915 (1)</b>	<b>85.07</b>		<b>17:02:32.894</b>
3 -	28.600	103.7	54.473	<b>93.8</b>	31.532	99.2	1:54.605 (2)	84.56	0.690	17:04:27.499
4 -	28.571	105.3	54.769	93.3	31.653	98.9	1:54.993 (3)	84.27	1.078	17:06:22.492

P3		37		James GREENWAY		Scirocco - AWM Warranty Direct				
LAP	SECTOR 1	SECTOR 2	SECTOR 3	LAP TIME	MPH	DIFF	TIME OF DAY			
1 -		104.0	54.909	91.3	31.959	97.6	2:01.392	79.83	7.157	17:00:38.597
2 -	29.001	104.6	54.866	91.1	31.770	97.1	1:55.637 (3)	83.80	1.402	17:02:34.234
3 -	28.890	105.0	54.284	91.5	<b>31.746</b>	<b>97.8</b>	1:54.920 (2)	84.33	0.685	17:04:29.154
4 -	<b>28.458</b>	<b>105.6</b>	<b>54.007</b>	<b>91.6</b>	31.770	97.1	<b>1:54.235 (1)</b>	<b>84.83</b>		<b>17:06:23.389</b>

P4		6		David SUTTON		Scirocco - Slidesports				
LAP	SECTOR 1	SECTOR 2	SECTOR 3	LAP TIME	MPH	DIFF	TIME OF DAY			
1 -		104.0	55.166	90.3	32.012	<b>96.5</b>	2:02.495	79.11	8.370	17:00:39.700
2 -	28.378	<b>105.8</b>	54.703	90.9	32.132	96.1	1:55.213 (2)	84.11	1.088	17:02:34.913
3 -	28.890	104.8	55.295	<b>91.5</b>	32.036	95.3	1:56.221 (3)	83.38	2.096	17:04:31.134
4 -	<b>28.305</b>	105.1	<b>53.964</b>	90.1	<b>31.856</b>	95.0	<b>1:54.125 (1)</b>	<b>84.91</b>		<b>17:06:25.259</b>

P5		4		Stewart LINES		Scirocco - Maximum Motorsport				
LAP	SECTOR 1	SECTOR 2	SECTOR 3	LAP TIME	MPH	DIFF	TIME OF DAY			
1 -		107.5	55.279	<b>92.9</b>	32.124	<b>99.1</b>	2:03.030	78.77	8.778	17:00:40.235
2 -	<b>28.197</b>	<b>109.1</b>	54.744	92.8	31.939	<b>99.1</b>	1:54.880 (2)	84.36	0.628	17:02:35.115
3 -	28.915	108.5	55.471	<b>92.9</b>	31.838	98.8	1:56.224 (3)	83.38	1.972	17:04:31.339
4 -	28.324	<b>109.1</b>	<b>54.311</b>	<b>92.9</b>	<b>31.617</b>	98.9	<b>1:54.252 (1)</b>	<b>84.82</b>		<b>17:06:25.591</b>

P6		99		Jack WALKER-TULLY		Scirocco - Cooke & Mason				
LAP	SECTOR 1	SECTOR 2	SECTOR 3	LAP TIME	MPH	DIFF	TIME OF DAY			
1 -		102.9	55.759	93.2	31.838	99.1	2:03.571	78.42	9.311	17:00:40.776
2 -	<b>28.284</b>	108.4	54.812	93.8	31.810	93.9	1:54.906 (2)	84.34	0.646	17:02:35.682
3 -	28.542	106.1	55.517	93.9	31.809	<b>99.8</b>	1:55.868 (3)	83.64	1.608	17:04:31.550
4 -	28.307	<b>109.1</b>	<b>54.376</b>	<b>94.2</b>	<b>31.577</b>	<b>99.8</b>	<b>1:54.260 (1)</b>	<b>84.81</b>		<b>17:06:25.810</b>

P7		41		Sam MORGAN		Golf GTI - KPM Racing				
LAP	SECTOR 1	SECTOR 2	SECTOR 3	LAP TIME	MPH	DIFF	TIME OF DAY			
1 -		108.7	56.337	94.3	31.728	101.0	2:04.258	77.99	9.957	17:00:41.463
2 -	<b>28.331</b>	109.4	54.697	<b>95.0</b>	31.426	101.0	1:54.454 (2)	84.67	0.153	17:02:35.917
3 -	29.019	108.9	55.082	94.6	31.709	100.9	1:55.810 (3)	83.68	1.509	17:04:31.727
4 -	28.787	<b>109.6</b>	<b>54.127</b>	94.9	<b>31.387</b>	<b>101.6</b>	<b>1:54.301 (1)</b>	<b>84.78</b>		<b>17:06:26.028</b>

P8		16		James WALKER		Golf GTI - Milltek Sport				
LAP	SECTOR 1	SECTOR 2	SECTOR 3	LAP TIME	MPH	DIFF	TIME OF DAY			
1 -		103.5	56.207	89.0	31.913	95.1	2:06.564	76.57	12.901	17:00:43.769
2 -	28.343	105.1	54.214	89.9	31.623	96.6	1:54.180 (2)	84.87	0.517	17:02:37.949
3 -	28.055	<b>107.3</b>	55.557	90.1	31.775	<b>97.9</b>	1:55.387 (3)	83.98	1.724	17:04:33.336
4 -	<b>28.024</b>	107.0	<b>54.208</b>	<b>90.6</b>	<b>31.431</b>	96.9	<b>1:53.663 (1)</b>	<b>85.26</b>		<b>17:06:26.999</b>

Weather / Track : Bright / Dry

Oulton Park International  
Circuit Length = 2.6920 miles  
Start: 16:58 Flag 17:06 End: 17:12



# Milltek Sport Volkswagen Racing Cup

## RACE 8 - ROUND 1 - SECTOR ANALYSIS

SECTOR 1 = FL to I1, SECTOR 2 = I1 to I2, SECTOR 3 = I2 to FL, DIFF = Difference To Personal Best Lap

P9		14		Josh CAYGILL		Scirocco - AWM Warranty Direct				
LAP	SECTOR 1		SECTOR 2		SECTOR 3		LAP TIME	MPH	DIFF	TIME OF DAY
1 -		<b>107.5</b>	55.438	93.4	31.789	<b>98.6</b>	2:03.939	78.19	8.724	17:00:41.144
2 -	<b>28.352</b>	<b>107.5</b>	55.316	<b>94.1</b>	31.696	97.5	1:55.364 (2)	84.00	0.149	17:02:36.508
3 -	28.768	107.0	55.136	92.8	<b>31.575</b>	98.3	1:55.479 (3)	83.92	0.264	17:04:31.987
4 -	28.909	<b>107.5</b>	<b>54.453</b>	92.9	31.853	97.8	<b>1:55.215 (1)</b>	<b>84.11</b>		<b>17:06:27.202</b>

P10		98		Matt HAMILTON		Golf R - THM Racing				
LAP	SECTOR 1		SECTOR 2		SECTOR 3		LAP TIME	MPH	DIFF	TIME OF DAY
1 -		105.5	55.270	92.0	32.111	<b>98.8</b>	2:03.348	78.56	8.302	17:00:40.553
2 -	<b>28.069</b>	<b>108.5</b>	54.805	<b>92.6</b>	32.172	93.4	<b>1:55.046 (1)</b>	<b>84.23</b>		<b>17:02:35.599</b>
3 -	29.828	104.5	55.521	88.1	32.444	93.9	1:57.793 (3)	82.27	2.747	17:04:33.392
4 -	28.721	103.2	<b>54.768</b>	89.8	<b>31.795</b>	97.2	1:55.284 (2)	84.06	0.238	17:06:28.676

P11		5		Philip HOUSE		Scirocco - PH Motorsport				
LAP	SECTOR 1		SECTOR 2		SECTOR 3		LAP TIME	MPH	DIFF	TIME OF DAY
1 -		106.3	56.385	90.6	<b>31.499</b>	<b>99.1</b>	2:04.573	77.79	9.296	17:00:41.778
2 -	<b>28.377</b>	<b>107.7</b>	<b>54.976</b>	<b>91.6</b>	31.924	94.9	<b>1:55.277 (1)</b>	<b>84.06</b>		<b>17:02:37.055</b>
3 -	28.488	106.3	55.897	88.5	32.396	94.1	1:56.781 (3)	82.98	1.504	17:04:33.836
4 -	28.686	104.6	55.131	88.1	32.027	94.3	1:55.844 (2)	83.65	0.567	17:06:29.680

P12		19		Paul O'NEILL		Golf GTI - Team Hard				
LAP	SECTOR 1		SECTOR 2		SECTOR 3		LAP TIME	MPH	DIFF	TIME OF DAY
1 -		91.9	57.687	90.3	31.994	98.1	2:08.456	75.44	12.680	17:00:45.661
2 -	28.482	105.5	<b>55.350</b>	90.1	31.944	96.9	<b>1:55.776 (1)</b>	<b>83.70</b>		<b>17:02:41.437</b>
3 -	29.321	103.8	56.557	<b>91.3</b>	<b>31.609</b>	<b>98.5</b>	1:57.487 (3)	82.48	1.711	17:04:38.924
4 -	<b>28.163</b>	<b>108.5</b>	55.867	89.3	31.814	97.6	1:55.844 (2)	83.65	0.068	17:06:34.768

P13		33		Lucas ORROCK		Scirocco - KPM Racing				
LAP	SECTOR 1		SECTOR 2		SECTOR 3		LAP TIME	MPH	DIFF	TIME OF DAY
1 -		105.3	1:00.029	90.4	32.274	98.1	2:13.208	72.75	18.987	17:00:50.413
2 -	29.147	<b>107.5</b>	55.101	92.0	31.824	97.9	1:56.072 (3)	83.49	1.851	17:02:46.485
3 -	28.257	105.5	<b>54.536</b>	92.5	<b>31.428</b>	<b>98.3</b>	<b>1:54.221 (1)</b>	<b>84.84</b>		<b>17:04:40.706</b>
4 -	<b>28.002</b>	<b>107.5</b>	55.078	<b>92.6</b>	31.876	98.2	1:54.956 (2)	84.30	0.735	17:06:35.662

P14		9		David FAIRBROTHER		Scirocco - Slidesports				
LAP	SECTOR 1		SECTOR 2		SECTOR 3		LAP TIME	MPH	DIFF	TIME OF DAY
1 -		101.5	57.145	91.9	<b>32.013</b>	<b>99.2</b>	2:07.653	75.91	11.534	17:00:44.858
2 -	28.783	<b>107.0</b>	55.372	<b>92.4</b>	32.624	94.3	1:56.779 (2)	82.98	0.660	17:02:41.637
3 -	<b>28.602</b>	106.8	<b>55.158</b>	92.1	32.359	93.7	<b>1:56.119 (1)</b>	<b>83.46</b>		<b>17:04:37.756</b>
4 -	28.934	106.5	56.790	91.9	32.648	98.3	1:58.372 (3)	81.87	2.253	17:06:36.128

P15		29		Chris PANAYIOTOU		Scirocco - Maximum Motorsport				
LAP	SECTOR 1		SECTOR 2		SECTOR 3		LAP TIME	MPH	DIFF	TIME OF DAY
1 -		97.5	58.468	89.1	31.995	98.9	2:09.343	74.92	13.790	17:00:46.548
2 -	29.040	107.0	<b>54.805</b>	92.8	<b>31.708</b>	98.9	<b>1:55.553 (1)</b>	<b>83.86</b>		<b>17:02:42.101</b>
3 -	<b>28.618</b>	108.0	54.994	<b>93.0</b>	32.117	98.2	1:55.729 (2)	83.74	0.176	17:04:37.830
4 -	29.032	<b>108.4</b>	57.132	77.9	32.545	<b>99.5</b>	1:58.709 (3)	81.63	3.156	17:06:36.539

P16		27		Stefan DI RESTA		Scirocco - JWB Motorsport				
LAP	SECTOR 1		SECTOR 2		SECTOR 3		LAP TIME	MPH	DIFF	TIME OF DAY
1 -		95.8	57.508	85.7	32.601	83.3	2:08.717	75.29	12.869	17:00:45.922
2 -	<b>28.468</b>	<b>109.1</b>	<b>55.485</b>	85.0	<b>31.895</b>	91.5	<b>1:55.848 (1)</b>	<b>83.65</b>		<b>17:02:41.770</b>
3 -	28.740	108.2	55.675	<b>87.6</b>	32.927	78.5	1:57.342 (2)	82.59	1.494	17:04:39.112
4 -	28.612	108.7	56.785	76.4	34.303	<b>91.8</b>	1:59.700 (3)	80.96	3.852	17:06:38.812

Weather / Track : Bright / Dry

Oulton Park International  
Circuit Length = 2.6920 miles  
Start: 16:58 Flag 17:06 End: 17:12

# Milltek Sport Volkswagen Racing Cup

## RACE 8 - ROUND 1 - SECTOR ANALYSIS

SECTOR 1 = FL to I1, SECTOR 2 = I1 to I2, SECTOR 3 = I2 to FL, DIFF = Difference To Personal Best Lap

P17 23		Kieran GALLAGHER		Golf GTI - Team Hard						
LAP	SECTOR 1	SECTOR 2	SECTOR 3	LAP TIME	MPH	DIFF	TIME OF DAY			
1 -		<b>99.2</b>	59.272	85.4	33.251	<b>92.3</b>	2:11.679	73.59	12.774	17:00:48.884
2 -	<b>29.185</b>	98.2	57.341	<b>86.2</b>	33.304	91.0	1:59.830 (2)	80.87	0.925	17:02:48.714
3 -	29.519	97.8	57.122	84.7	33.436	90.8	2:00.077 (3)	80.70	1.172	17:04:48.791
4 -	29.444	97.2	<b>56.311</b>	84.8	<b>33.150</b>	91.0	<b>1:58.905 (1)</b>	<b>81.50</b>		<b>17:06:47.696</b>

P18 31		Paul DEHADRAY		Scirocco - JWB Motorsport						
LAP	SECTOR 1	SECTOR 2	SECTOR 3	LAP TIME	MPH	DIFF	TIME OF DAY			
1 -		102.4	59.387	<b>93.8</b>	33.744	97.8	2:13.140	72.78	14.479	17:00:50.345
2 -	<b>29.964</b>	<b>108.2</b>	57.292	93.0	<b>32.056</b>	<b>99.2</b>	1:59.312 (2)	81.22	0.651	17:02:49.657
3 -	30.048	103.7	58.132	93.2	32.767	97.5	2:00.947 (3)	80.12	2.286	17:04:50.604
4 -	30.272	106.0	<b>56.118</b>	92.9	32.271	97.3	<b>1:58.661 (1)</b>	<b>81.67</b>		<b>17:06:49.265</b>

P19 40		Simon TOMLINSON		Golf GTI - AWM Warranty Direct						
LAP	SECTOR 1	SECTOR 2	SECTOR 3	LAP TIME	MPH	DIFF	TIME OF DAY			
1 -		91.0	59.276	90.1	34.002	<b>98.3</b>	2:12.751	73.00	13.696	17:00:49.956
2 -	<b>29.416</b>	<b>105.3</b>	57.166	<b>92.1</b>	<b>32.473</b>	97.3	<b>1:59.055 (1)</b>	<b>81.40</b>		<b>17:02:49.011</b>
3 -	30.192	96.9	58.276	<b>92.1</b>	32.923	95.3	2:01.391 (3)	79.83	2.336	17:04:50.402
4 -	29.784	102.9	<b>56.355</b>	89.9	33.071	96.1	1:59.210 (2)	81.29	0.155	17:06:49.612

P20 77		George WHITE		Scirocco - KPM Racing						
LAP	SECTOR 1	SECTOR 2	SECTOR 3	LAP TIME	MPH	DIFF	TIME OF DAY			
1 -		101.0	1:00.654	87.8	33.104	94.2	2:15.388	71.58	16.613	17:00:52.593
2 -	29.537	<b>103.2</b>	57.141	<b>87.9</b>	<b>32.411</b>	<b>95.8</b>	1:59.089 (2)	81.37	0.314	17:02:51.682
3 -	<b>29.100</b>	<b>103.2</b>	59.201	87.0	32.775	93.7	2:01.076 (3)	80.04	2.301	17:04:52.758
4 -	29.773	102.9	<b>56.498</b>	87.4	32.504	94.2	<b>1:58.775 (1)</b>	<b>81.59</b>		<b>17:06:51.533</b>

P21 88		James PILE		Golf GTI - Slidesports						
LAP	SECTOR 1	SECTOR 2	SECTOR 3	LAP TIME	MPH	DIFF	TIME OF DAY			
1 -		100.9	1:00.836	86.5	34.136	93.7	2:15.890	71.31	16.884	17:00:53.095
2 -	30.269	<b>102.7</b>	57.312	88.7	33.513	92.3	2:01.094 (3)	80.03	2.088	17:02:54.189
3 -	29.768	101.9	56.779	<b>89.2</b>	33.042	<b>95.4</b>	1:59.589 (2)	81.03	0.583	17:04:53.778
4 -	<b>29.515</b>	<b>102.7</b>	<b>56.576</b>	87.8	<b>32.915</b>	93.4	<b>1:59.006 (1)</b>	<b>81.43</b>		<b>17:06:52.784</b>

P22 12		Simon RUDD		Golf GTI - Team Hard						
LAP	SECTOR 1	SECTOR 2	SECTOR 3	LAP TIME	MPH	DIFF	TIME OF DAY			
1 -		97.5	1:01.309	91.3	32.995	<b>101.6</b>	2:17.672	70.39	19.116	17:00:54.877
2 -	30.430	99.1	58.718	86.7	32.932	98.5	2:02.080 (3)	79.38	3.524	17:02:56.957
3 -	<b>29.004</b>	<b>106.1</b>	<b>56.537</b>	<b>91.9</b>	33.382	99.8	1:58.923 (2)	81.49	0.367	17:04:55.880
4 -	29.750	<b>106.1</b>	56.681	91.4	<b>32.125</b>	100.6	<b>1:58.556 (1)</b>	<b>81.74</b>		<b>17:06:54.436</b>

P23 51		Simon ANDREWS		Golf GTI - AWM Warranty Direct						
LAP	SECTOR 1	SECTOR 2	SECTOR 3	LAP TIME	MPH	DIFF	TIME OF DAY			
1 -		98.1	1:00.644	92.1	33.394	<b>98.6</b>	2:16.034	71.24	15.261	17:00:53.239
2 -	30.754	105.5	57.857	<b>92.3</b>	<b>32.997</b>	<b>98.6</b>	2:01.608 (3)	79.69	0.835	17:02:54.847
3 -	<b>29.719</b>	<b>105.6</b>	<b>57.664</b>	91.8	33.390	98.2	<b>2:00.773 (1)</b>	<b>80.24</b>		<b>17:04:55.620</b>
4 -	29.916	105.1	58.178	91.6	33.095	98.2	2:01.189 (2)	79.96	0.416	17:06:56.809

P24 18		Craig MASON		Golf GTI - AWM Warranty Direct						
LAP	SECTOR 1	SECTOR 2	SECTOR 3	LAP TIME	MPH	DIFF	TIME OF DAY			
1 -		102.1	1:00.702	<b>93.4</b>	33.572	99.4	2:16.525	70.98	16.119	17:00:53.730
2 -	30.634	103.7	58.336	90.6	33.066	99.5	2:02.036 (3)	79.41	1.630	17:02:55.766
3 -	30.142	103.0	57.924	92.5	33.181	99.2	2:01.247 (2)	79.93	0.841	17:04:57.013
4 -	<b>29.626</b>	<b>105.5</b>	<b>57.856</b>	93.0	<b>32.924</b>	<b>100.1</b>	<b>2:00.406 (1)</b>	<b>80.48</b>		<b>17:06:57.419</b>

Weather / Track : Bright / Dry

Oulton Park International  
Circuit Length = 2.6920 miles  
Start: 16:58 Flag 17:06 End: 17:12

# Milltek Sport Volkswagen Racing Cup

## RACE 8 - ROUND 1 - SECTOR ANALYSIS

SECTOR 1 = FL to I1, SECTOR 2 = I1 to I2, SECTOR 3 = I2 to FL, DIFF = Difference To Personal Best Lap

<b>P25</b>		<b>3</b>		<b>Cameron THOMPSON</b>		Golf GTI - Maximum Motorsport				
LAP	SECTOR 1	SECTOR 2	SECTOR 3	LAP TIME	MPH	DIFF	TIME OF DAY			
1 -		102.1	1:00.980	90.3	33.410	<b>97.8</b>	2:16.941	70.76	16.369	17:00:54.146
2 -	30.376	103.5	58.542	90.6	33.092	97.5	2:02.010 (3)	79.43	1.438	17:02:56.156
3 -	30.120	101.9	57.904	90.9	<b>33.075</b>	96.1	2:01.099 (2)	80.02	0.527	17:04:57.255
4 -	<b>29.945</b>	<b>104.6</b>	<b>57.522</b>	<b>92.3</b>	33.105	94.6	<b>2:00.572 (1)</b>	<b>80.37</b>		<b>17:06:57.827</b>

<b>P26</b>		<b>20</b>		<b>Graham EWING</b>		Golf GTI - Team Hard				
LAP	SECTOR 1	SECTOR 2	SECTOR 3	LAP TIME	MPH	DIFF	TIME OF DAY			
1 -		97.3	1:01.128	<b>90.1</b>	33.220	<b>97.6</b>	2:17.520	70.47	16.746	17:00:54.725
2 -	30.347	101.0	58.538	86.5	33.576	96.2	2:02.461 (3)	79.13	1.687	17:02:57.186
3 -	29.774	102.2	<b>58.087</b>	87.0	<b>32.913</b>	95.1	<b>2:00.774 (1)</b>	<b>80.24</b>		<b>17:04:57.960</b>
4 -	<b>29.692</b>	<b>103.8</b>	58.464	84.8	33.863	91.3	2:02.019 (2)	79.42	1.245	17:06:59.979

<b>P27</b>		<b>69</b>		<b>Mark CLYNES</b>		Scirocco - JWB Motorsport				
LAP	SECTOR 1	SECTOR 2	SECTOR 3	LAP TIME	MPH	DIFF	TIME OF DAY			
1 -		97.5	1:01.958	88.4	33.716	95.3	2:19.287	69.57	18.511	17:00:56.492
2 -	30.101	102.7	58.136	89.5	33.159	95.5	2:01.396 (2)	79.83	0.620	17:02:57.888
3 -	<b>29.557</b>	104.0	58.132	<b>90.3</b>	<b>33.087</b>	<b>96.2</b>	<b>2:00.776 (1)</b>	<b>80.24</b>		<b>17:04:58.664</b>
4 -	29.730	<b>104.3</b>	<b>57.929</b>	87.2	38.846		2:06.505 (3)	76.60	5.729	17:07:05.169

<b>P28</b>		<b>46</b>		<b>Andrew SMITH</b>		Beetle - Brooklands Garage				
LAP	SECTOR 1	SECTOR 2	SECTOR 3	LAP TIME	MPH	DIFF	TIME OF DAY			
1 -		95.3	59.818	<b>87.2</b>	34.285	92.0	2:22.878	67.82	19.516	17:01:00.083
2 -	31.371	96.4	58.932	86.4	<b>33.918</b>	<b>93.0</b>	2:04.221 (2)	78.01	0.859	17:03:04.304
3 -	31.932	92.5	1:04.022	85.8	34.299	91.6	2:10.253 (3)	74.40	6.891	17:05:14.557
4 -	<b>30.719</b>	<b>96.6</b>	<b>58.403</b>	84.8	34.240	89.4	<b>2:03.362 (1)</b>	<b>78.55</b>		<b>17:07:17.919</b>

<b>P29</b>		<b>2</b>		<b>Adam WEAVER</b>		Golf GTI - Power Maxed Racing				
LAP	SECTOR 1	SECTOR 2	SECTOR 3	LAP TIME	MPH	DIFF	TIME OF DAY			
1 -		94.3	1:02.553	90.8	<b>35.420</b>	<b>97.1</b>	2:22.394	68.05	12.046	17:00:59.599
2 -	<b>32.747</b>	<b>99.7</b>	<b>1:01.255</b>	90.6	36.346	90.0	<b>2:10.348 (1)</b>	<b>74.34</b>		<b>17:03:09.947</b>
3 -	33.802	98.6	1:02.365	<b>91.4</b>	36.315	96.2	2:12.482 (3)	73.15	2.134	17:05:22.429
4 -	33.100	97.2	1:01.506	89.5	36.594	94.1	2:11.200 (2)	73.86	0.852	17:07:33.629

<b>P30</b>		<b>47</b>		<b>Tom BARLEY</b>		Golf GTI - Team Hard				
LAP	SECTOR 1	SECTOR 2	SECTOR 3	LAP TIME	MPH	DIFF	TIME OF DAY			
1 -		<b>103.8</b>	56.165	<b>92.0</b>	<b>32.314</b>	<b>98.5</b>	2:06.782 (2)	76.44	10.038	17:00:43.987
2 -	<b>29.053</b>	<b>103.8</b>	<b>55.283</b>	91.9	32.408	96.1	<b>1:56.744 (1)</b>	<b>83.01</b>		<b>17:02:40.731</b>

<b>P31</b>		<b>17</b>		<b>Tim SNAYLAM</b>		Scirocco - AWM Warranty Direct				
LAP	SECTOR 1	SECTOR 2	SECTOR 3	LAP TIME	MPH	DIFF	TIME OF DAY			
1 -		105.5	1:00.730	90.6	32.652	<b>100.0</b>	2:13.917 (2)	72.36	14.467	17:00:51.122
2 -	29.916	<b>106.6</b>	<b>57.646</b>	<b>91.6</b>	<b>31.888</b>	99.8	<b>1:59.450 (1)</b>	<b>81.13</b>		<b>17:02:50.572</b>

# Milltek Sport Volkswagen Racing Cup

## RACE 8 - ROUND 1 - BEST SECTORS

SECTOR 1			SECTOR 2			SECTOR 3			IDEAL / BEST COMPARISON						
POS	NO	NAME	TIME	NO	NAME	TIME	NO	NAME	TIME	POS	NO	NAME	IDEAL	BEST	DIFF
1	8	MASON	27.782	6	SUTTON	53.964	13	FULBROOK	31.139						
2	33	ORROCK	28.002	37	GREENWAY	54.007	8	MASON	31.328	1	8	MASON	1:52.885	1:53.280	0.139
3	16	WALKER	28.024	8	MASON	54.031	41	MORGAN	31.387	2	16	WALKER	1:53.663	1:53.663	0.000
4	98	HAMILTON	28.069	41	MORGAN	54.127	33	ORROCK	31.428	3	41	MORGAN	1:53.845	1:54.301	0.456
5	19	O'NEILL	28.163	16	WALKER	54.208	16	WALKER	31.431	4	13	FULBROOK	1:53.915	1:53.915	0.000
6	4	LINES	28.197	4	LINES	54.311	5	HOUSE	31.499	5	33	ORROCK	1:53.966	1:54.221	0.255
7	99	WALKER-TULLY	28.284	99	WALKER-TULLY	54.376	14	CAYGILL	31.575	6	6	SUTTON	1:54.125	1:54.125	0.000
8	6	SUTTON	28.305	14	CAYGILL	54.453	99	WALKER-TULLY	31.577	7	4	LINES	1:54.125	1:54.252	0.127
9	13	FULBROOK	28.322	13	FULBROOK	54.454	19	O'NEILL	31.609	8	37	GREENWAY	1:54.211	1:54.235	0.024
10	41	MORGAN	28.331	33	ORROCK	54.536	4	LINES	31.617	9	99	WALKER-TULLY	1:54.237	1:54.260	0.023
11	14	CAYGILL	28.352	98	HAMILTON	54.768	29	PANAYIOTOU	31.708	10	14	CAYGILL	1:54.380	1:55.215	0.835
12	5	HOUSE	28.377	29	PANAYIOTOU	54.805	37	GREENWAY	31.746	11	98	HAMILTON	1:54.632	1:55.046	0.414
13	37	GREENWAY	28.458	5	HOUSE	54.976	98	HAMILTON	31.795	12	5	HOUSE	1:54.852	1:55.277	0.425
14	27	DI RESTA	28.468	9	FAIRBROTHER	55.158	6	SUTTON	31.856	13	19	O'NEILL	1:55.122	1:55.776	0.654
15	9	FAIRBROTHER	28.602	47	BARLEY	55.283	17	SNAYLAM	31.888	14	29	PANAYIOTOU	1:55.131	1:55.553	0.422
16	29	PANAYIOTOU	28.618	19	O'NEILL	55.350	27	DI RESTA	31.895	15	9	FAIRBROTHER	1:55.773	1:56.119	0.346
17	12	RUDD	29.004	27	DI RESTA	55.485	9	FAIRBROTHER	32.013	16	27	DI RESTA	1:55.848	1:55.848	0.000
18	47	BARLEY	29.053	31	DEHADRAY	56.118	31	DEHADRAY	32.056	17	47	BARLEY	1:56.650	1:56.744	0.094
19	77	WHITE	29.100	23	GALLAGHER	56.311	12	RUDD	32.125	18	12	RUDD	1:57.666	1:58.556	0.890
20	23	GALLAGHER	29.185	40	TOMLINSON	56.355	47	BARLEY	32.314	19	77	WHITE	1:58.009	1:58.775	0.766
21	17	SNAYLAM	29.280	77	WHITE	56.498	77	WHITE	32.411	20	31	DEHADRAY	1:58.138	1:58.661	0.523
22	40	TOMLINSON	29.416	12	RUDD	56.537	40	TOMLINSON	32.473	21	40	TOMLINSON	1:58.244	1:59.055	0.811
23	88	PILE	29.515	88	PILE	56.576	20	EWING	32.913	22	23	GALLAGHER	1:58.646	1:58.905	0.259
24	69	CLYNES	29.557	3	THOMPSON	57.522	88	PILE	32.915	23	17	SNAYLAM	1:58.814	1:59.450	0.636
25	18	MASON	29.626	17	SNAYLAM	57.646	18	MASON	32.924	24	88	PILE	1:59.006	1:59.006	0.000
26	20	EWING	29.692	51	ANDREWS	57.664	51	ANDREWS	32.997	25	51	ANDREWS	2:00.380	2:00.773	0.393
27	51	ANDREWS	29.719	18	MASON	57.856	3	THOMPSON	33.075	26	18	MASON	2:00.406	2:00.406	0.000
28	3	THOMPSON	29.945	69	CLYNES	57.929	69	CLYNES	33.087	27	3	THOMPSON	2:00.542	2:00.572	0.030
29	31	DEHADRAY	29.964	20	EWING	58.087	23	GALLAGHER	33.150	28	69	CLYNES	2:00.573	2:00.776	0.203
30	46	SMITH	30.719	46	SMITH	58.403	46	SMITH	33.918	29	20	EWING	2:00.692	2:00.774	0.082
31	2	WEAVER	32.747	2	WEAVER	1:01.255	2	WEAVER	35.420	30	46	SMITH	2:03.040	2:03.362	0.322
										31	2	WEAVER	2:09.422	2:10.348	0.926

Weather / Track : Bright / Dry

Results can be found at [www.tsl-timing.com](http://www.tsl-timing.com)

Oulton Park International  
Circuit Length = 2.6920 miles  
Start: 16:58 Flag 17:06 End: 17:12

Printed - 17:21 Monday, 21 April 2014

# Milltek Sport Volkswagen Racing Cup

## RACE 8 - ROUND 1 - BEST SPEEDS

POS	SECTOR 1			SECTOR 2			FINISH LINE		
	NO	NAME	MPH	NO	NAME	MPH	NO	NAME	MPH
1	41	Sam MORGAN	109.6	41	Sam MORGAN	95.0	12	Simon RUDD	101.6
2	4	Stewart LINES	109.1	99	Jack WALKER-TULLY	94.2	41	Sam MORGAN	101.6
3	27	Stefan DI RESTA	109.1	14	Josh CAYGILL	94.1	13	Joe FULBROOK	100.3
4	99	Jack WALKER-TULLY	109.1	8	Aaron MASON	93.9	18	Craig MASON	100.1
5	8	Aaron MASON	108.5	13	Joe FULBROOK	93.8	8	Aaron MASON	100.0
6	19	Paul O'NEILL	108.5	31	Paul DEHADRAY	93.8	17	Tim SNAYLAM	100.0
7	98	Matt HAMILTON	108.5	18	Craig MASON	93.4	99	Jack WALKER-TULLY	99.8
8	29	Chris PANAYIOTOU	108.4	29	Chris PANAYIOTOU	93.0	29	Chris PANAYIOTOU	99.5
9	31	Paul DEHADRAY	108.2	4	Stewart LINES	92.9	9	David FAIRBROTHER	99.2
10	5	Philip HOUSE	107.7	33	Lucas ORROCK	92.6	31	Paul DEHADRAY	99.2
11	14	Josh CAYGILL	107.5	98	Matt HAMILTON	92.6	4	Stewart LINES	99.1
12	33	Lucas ORROCK	107.5	9	David FAIRBROTHER	92.4	5	Philip HOUSE	99.1
13	16	James WALKER	107.3	3	Cameron THOMPSON	92.3	98	Matt HAMILTON	98.8
14	9	David FAIRBROTHER	107.0	51	Simon ANDREWS	92.3	14	Josh CAYGILL	98.6
15	17	Tim SNAYLAM	106.6	40	Simon TOMLINSON	92.1	51	Simon ANDREWS	98.6
16	13	Joe FULBROOK	106.5	47	Tom BARLEY	92.0	19	Paul O'NEILL	98.5
17	12	Simon RUDD	106.1	12	Simon RUDD	91.9	47	Tom BARLEY	98.5
18	6	David SUTTON	105.8	5	Philip HOUSE	91.6	33	Lucas ORROCK	98.3
19	37	James GREENWAY	105.6	17	Tim SNAYLAM	91.6	40	Simon TOMLINSON	98.3
20	51	Simon ANDREWS	105.6	37	James GREENWAY	91.6	16	James WALKER	97.9
21	18	Craig MASON	105.5	6	David SUTTON	91.5	3	Cameron THOMPSON	97.8
22	40	Simon TOMLINSON	105.3	2	Adam WEAVER	91.4	37	James GREENWAY	97.8
23	3	Cameron THOMPSON	104.6	19	Paul O'NEILL	91.3	20	Graham EWING	97.6
24	69	Mark CLYNES	104.3	16	James WALKER	90.6	2	Adam WEAVER	97.1
25	20	Graham EWING	103.8	69	Mark CLYNES	90.3	6	David SUTTON	96.5
26	47	Tom BARLEY	103.8	20	Graham EWING	90.1	69	Mark CLYNES	96.2
27	77	George WHITE	103.2	88	James PILE	89.2	77	George WHITE	95.8
28	88	James PILE	102.7	77	George WHITE	87.9	88	James PILE	95.4
29	2	Adam WEAVER	99.7	27	Stefan DI RESTA	87.6	46	Andrew SMITH	93.0
30	23	Kieran GALLAGHER	99.2	46	Andrew SMITH	87.2	23	Kieran GALLAGHER	92.3
31	46	Andrew SMITH	96.6	23	Kieran GALLAGHER	86.2	27	Stefan DI RESTA	91.8

Weather / Track : Bright / Dry

Results can be found at [www.tsl-timing.com](http://www.tsl-timing.com)

Oulton Park International  
Circuit Length = 2.6920 miles  
Start: 16:58 Flag 17:06 End: 17:12

Printed - 17:22 Monday, 21 April 2014

# Milltek Sport Volkswagen Racing Cup

## RACE 8 - ROUND 1 - POSITION CHART

No	Name	Lap Pos	Lap			
			1	2	3	4
2	WEAVER	1	37	8	8	8
3	THOMPSON	2	8	13	13	13
4	LINES	3	13	37	37	37
5	HOUSE	4	6	6	6	6
6	SUTTON	5	4	4	4	4
8	MASON	6	98	98	99	99
9	FAIRBROTHER	7	99	99	41	41
12	RUDD	8	14	41	14	16
13	FULBROOK	9	41	14	16	14
14	CAYGILL	10	5	5	98	98
16	WALKER	11	16	16	5	5
17	SNAYLAM	12	47	47	9	19
18	MASON	13	9	19	29	33
19	O'NEILL	14	19	9	19	9
20	EWING	15	27	27	27	29
23	GALLAGHER	16	29	29	33	27
27	DI RESTA	17	23	33	23	23
29	PANAYIOTOU	18	40	23	40	31
31	DEHADRAY	19	31	40	31	40
33	ORROCK	20	33	31	77	77
37	GREENWAY	21	17	17	88	88
40	TOMLINSON	22	77	77	51	12
41	MORGAN	23	88	88	12	51
46	SMITH	24	51	51	18	18
47	BARLEY	25	18	18	3	3
51	ANDREWS	26	3	3	20	20
69	CLYNES	27	20	12	69	69
77	WHITE	28	12	20	46	46
88	PILE	29	69	69	2	2
98	HAMILTON	30	2	46		
99	WALKER-TULLY	31	46	2		

Weather / Track : Bright / Dry

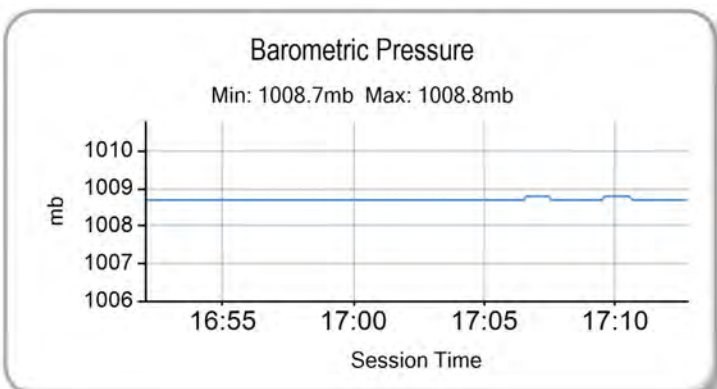
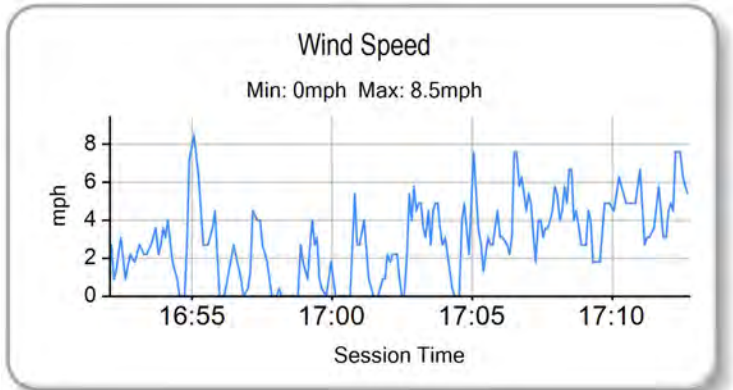
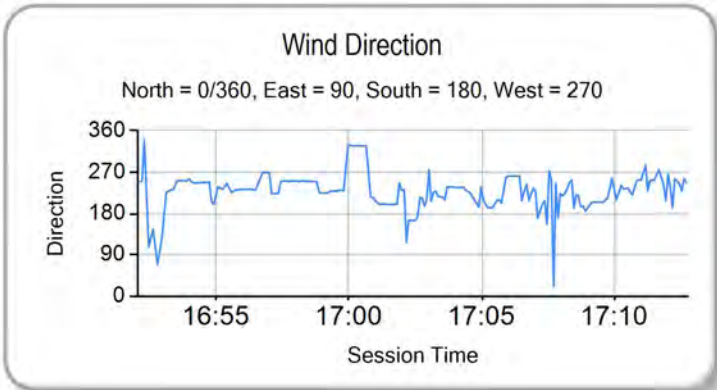
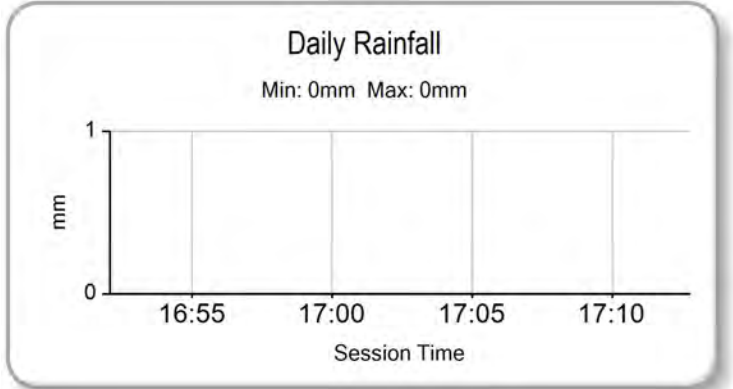
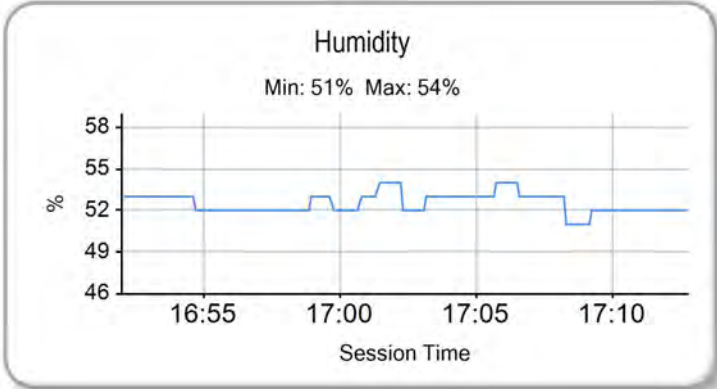
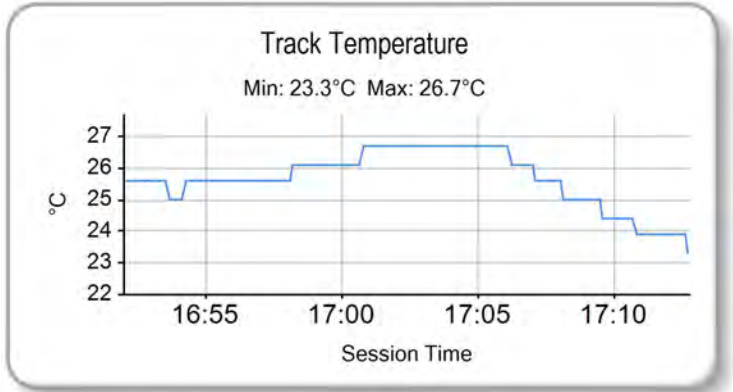
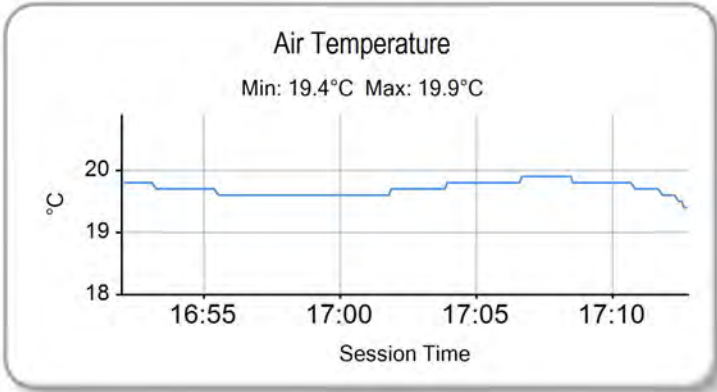
Results can be found at [www.tsl-timing.com](http://www.tsl-timing.com)

Oulton Park International  
 Circuit Length = 2.6920 miles  
 Start: 16:58 Flag 17:06 End: 17:12

Printed - 17:23 Monday, 21 April 2014

# Milltek Sport Volkswagen Racing Cup

## RACE 8 - ROUND 1 - WEATHER CONDITIONS



Weather / Track : Bright / Dry

Results can be found at [www.tsl-timing.com](http://www.tsl-timing.com)

Oulton Park International  
 Circuit Length = 2.6920 miles  
 Start: 16:58 Flag 17:06 End: 17:12

Printed - 17:24 Monday, 21 April 2014