



VOLKSWAGEN RACING CUP

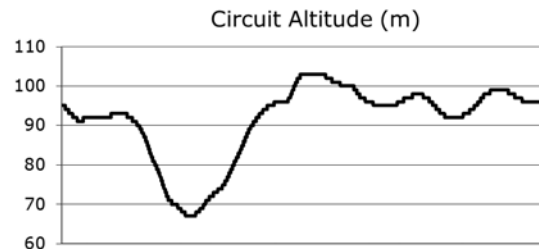
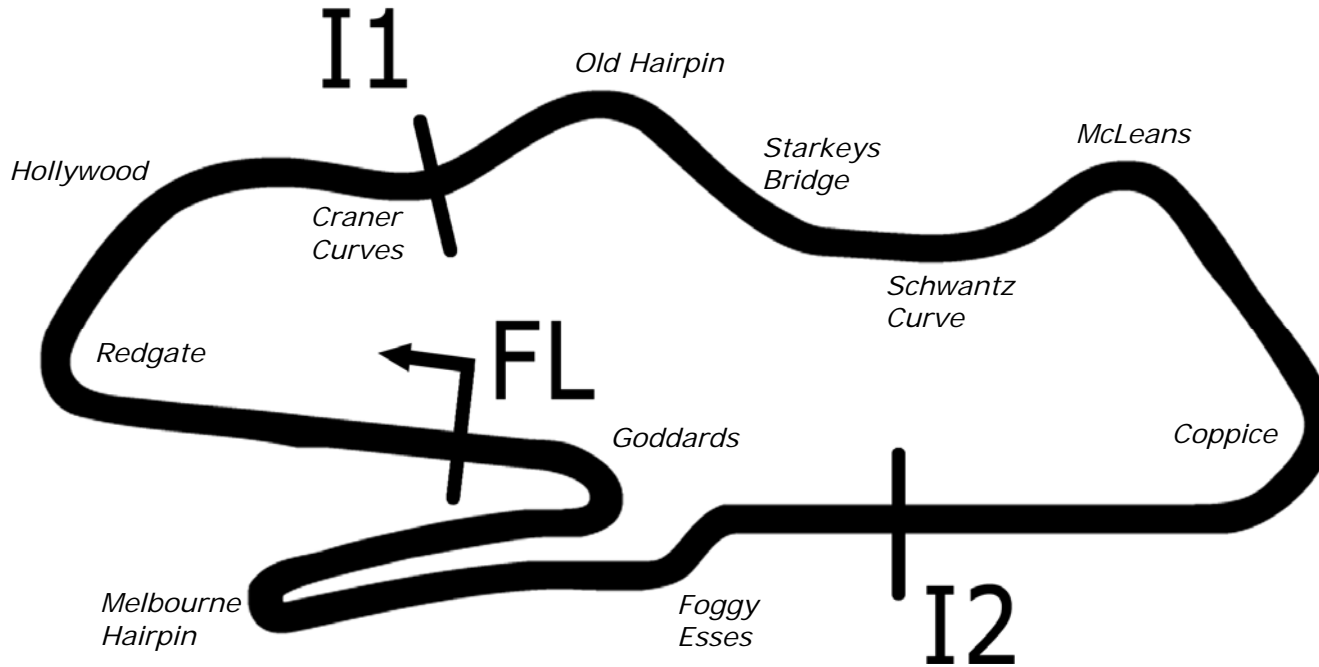
Round 13 & 14
Donington Park GP

5th & 6th October 2013



Results Provided by Timing Solutions Ltd
www.tsl-timing.com

Donington Park GP



Length	2.4873 miles	4003.0 m	
FL		52.82971 N	1.37867 W
I1	941m	52.83226 N	1.37893 W
I2	2641m	52.82866 N	1.37129 W
Pit Entry	3966m	52.82949 N	1.37787 W
Pit Exit	236m after FL	52.83002 N	1.38218 W
Pit Entry-Pit Exit	294m, 17.6s @60kph, 13.2s @80kph		

All results available at www.tsl-timing.com

APR Volkswagen Racing Cup

QUALIFYING - RACE 1 - ROUND 13 - CLASSIFICATION

POS	NO	NAME	ENTRY	TIME	ON	LAPS	GAP	DIFF	MPH
1	15	Ross WYLIE	Scirocco R - Slidesports	1:44.977	12	13			85.29
2	13	Joe FULBROOK	Golf GTI - AWM/Warranty Direct	1:45.527	13	15	0.550	0.550	84.85
3	8	Aaron MASON	Scirocco R - AWM/Warranty Direct	1:45.643	13	15	0.666	0.116	84.76
4	30	Martin DEPPEP	Scirocco R - KPM Racing	1:45.652	13	16	0.675	0.009	84.75
5	41	Sam MORGAN	Golf GTI - KPM Racing	1:45.718	10	13	0.741	0.066	84.70
6	5	Chris LEVETT	Scirocco R - JWB Motorsport	1:45.815	15	16	0.838	0.097	84.62
7	4	Stewart LINES	Scirocco R - KPM Racing	1:45.951	13	15	0.974	0.136	84.51
8	14	Josh CAYGILL	Golf GTI - AWM/Warranty Direct	1:46.113	15	15	1.136	0.162	84.38
9	77 *	David SUTTON	Golf GTI - AWM/Warranty Direct	1:46.539	13	13	1.562	0.426	84.04
10	11	Philip HOUSE	Scirocco R - PH Motorsport	1:46.758	11	15	1.781	0.219	83.87
11	32	Kieran GRIFFIN	Scirocco R - JWB Motorsport	1:47.018	10	15	2.041	0.260	83.67
12	81	Henry GILBERT	Golf GTI - Henry Gilbert Racing	1:47.124	14	16	2.147	0.106	83.58
13	33	Tommy HILL	Golf GTI - JWB Motorsport	1:47.171	10	15	2.194	0.047	83.55
14	40	Simon TOMLINSON	Golf GTI - AWM/Warranty Direct	1:47.236	14	16	2.259	0.065	83.50
15	48	Richard MORGAN	Golf GTI - Slidesports	1:47.615	16	16	2.638	0.379	83.20
16	47 *	Tom BARLEY	Golf GTI - Team Hard	1:47.665	16	16	2.688	0.050	83.16
17	99	Jack WALKER-TULLEY	Golf GTI - CMW Racing	1:47.673	9	14	2.696	0.008	83.16
18	65	Craig MILNER	Golf GTI - 20Ten Racing	1:48.041	11	16	3.064	0.368	82.88
19	51	Simon ANDREWS	Golf GTI - Warranty Direct Racing	1:48.397	14	14	3.420	0.356	82.60
20	24	Philip MORRIS	Golf GTI - KPM Racing	1:48.544	13	15	3.567	0.147	82.49
21	19	David FAIRBROTHER	Scirocco R - Slidesports/Pall-Ex	1:48.599	13	15	3.622	0.055	82.45
22	50	Darelle WILSON	Golf GTI - Team Hard	1:48.858	13	14	3.881	0.259	82.25
23	72	Jim CARTWRIGHT	Golf GTI - Coverworld Racing	1:49.105	9	12	4.128	0.247	82.07
24	34	Tony GILHAM	Golf GTI - Team Hard	1:49.689	4	5	4.712	0.584	81.63
25	2	Kieran GALLAGHER	Golf GTI - Team Hard	1:49.830	7	14	4.853	0.141	81.53
26	31	Paul DEHADRAY	Golf GTI - JWB Motorsport	1:49.878	13	15	4.901	0.048	81.49
27	20	Graham PERKINS	Golf GTI - Team Hard	1:50.926	13	14	5.949	1.048	80.72
28	96	Cameron THOMPSON	Golf GTI - Zest Racecar Engineering	1:51.002	9	15	6.025	0.076	80.66
29	69	Mark CLYNES	Golf GTI - JWB Motorsport	1:51.193	6	14	6.216	0.191	80.53
30	7	David GARNSWORTHY	Caddy Van - Vanworx	1:51.374	12	14	6.397	0.181	80.39
31	85	Matthew WILSON	Golf GTI - Complete Racing	1:51.478	10	14	6.501	0.104	80.32
32	44	Robin RILEY	Scirocco R - AWM/Warranty Direct			0			

Cars 47 & 77 - Please fit a working transponder

Weather / Track : Cloudy / Dry

These results are provisional until the conclusion of any judicial and technical matters.

Donington Park GP

Circuit Length = 2.4873 miles

Start: 16:39 Flag 17:09 End: 17:11

Clerk Of Course :	Timekeeper :
-------------------	--------------

APR Volkswagen Racing Cup

QUALIFYING - RACE 1 - ROUND 13 - SECTOR ANALYSIS

SECTOR 1 = FL to I1, SECTOR 2 = I1 to I2, SECTOR 3 = I2 to FL, DIFF = Difference To Personal Best Lap

P1 15		Ross WYLIE		Scirocco R - Slidesports						
LAP	SECTOR 1		SECTOR 2		SECTOR 3		LAP TIME	MPH	DIFF	TIME OF DAY
1 -	36.755	68.1	1:07.073	71.3	47.086	79.9	2:30.914	59.33	45.937	16:44:04.378
2 -	24.194	104.3	43.177	114.5	42.036	80.5	1:49.407	81.84	4.430	16:45:53.785
3 -	24.399	100.1	43.525	113.9	41.406	79.8	1:49.330	81.90	4.353	16:47:43.115
4 -	23.818	112.4	42.199	114.3	40.835	80.7	1:46.852	83.80	1.875	16:49:29.967
5 -	23.630	113.9	41.826	114.9	41.475	80.7	1:46.931	83.74	1.954	16:51:16.898
6 -	23.416	109.1	47.139	86.4	42.907	81.2	1:53.462	78.92	8.485	16:53:10.360
7 -	23.455	114.7	41.464	114.5	40.499	80.7	1:45.418 (2)	84.94	0.441	16:54:55.778
8 -	23.547	111.6	41.489	114.3	40.584	80.9	1:45.620	84.77	0.643	16:56:41.398
9 -	26.632	80.7	52.226	72.7	IN PIT		2:17.270 P	65.23	32.293	16:58:58.668
10 -	OUTLAP	87.2	58.840	67.7	47.022	81.4	5:21.260	27.87	3:36.283	17:04:19.928
11 -	23.439	113.5	41.764	114.7	40.226	81.3	1:45.429 (3)	84.93	0.452	17:06:05.357
12 -	23.338	112.7	41.294	114.9	40.345	81.0	1:44.977 (1)	85.29		17:07:50.334
13 -	23.353	111.4	41.397	115.1	40.771	80.2	1:45.521	84.85	0.544	17:09:35.855

P2 13		Joe FULBROOK		Golf GTI - AWM/Warranty Direct						
LAP	SECTOR 1		SECTOR 2		SECTOR 3		LAP TIME	MPH	DIFF	TIME OF DAY
1 -	29.754	78.0	50.154	97.2	46.972	75.8	2:06.880	70.57	21.353	16:42:55.053
2 -	25.452	101.9	44.563	112.0	44.642	68.7	1:54.657	78.09	9.130	16:44:49.710
3 -	24.956	103.8	44.790	111.2	44.878	76.6	1:54.624	78.12	9.097	16:46:44.334
4 -	24.801	100.7	44.211	98.9	IN PIT		1:57.140 P	76.44	11.613	16:48:41.474
5 -	OUTLAP	92.9	45.927	109.4	42.598	77.8	3:26.063	43.45	1:40.536	16:52:07.537
6 -	23.993	107.7	42.924	112.7	41.781	79.9	1:48.698	82.37	3.171	16:53:56.235
7 -	23.603	111.8	41.986	113.3	40.910	80.4	1:46.499	84.08	0.972	16:55:42.734
8 -	23.423	111.2	42.070	112.9	40.743	79.3	1:46.236 (3)	84.28	0.709	16:57:28.970
9 -	23.371	112.9	42.741	107.0	48.891	78.0	1:55.003	77.86	9.476	16:59:23.973
10 -	23.655	110.9	41.580	113.7	40.514	79.9	1:45.749 (2)	84.67	0.222	17:01:09.722
11 -	23.420	113.1	42.160	114.3	40.692	79.1	1:46.272	84.25	0.745	17:02:55.994
12 -	23.387	114.5	43.216	72.2	46.438	78.5	1:53.041	79.21	7.514	17:04:49.035
13 -	23.466	112.4	41.390	113.1	40.671	79.3	1:45.527 (1)	84.85		17:06:34.562
14 -	27.694	77.5	50.835	100.3	42.991	78.9	2:01.520	73.68	15.993	17:08:36.082
15 -	26.249	85.5	49.443	96.5	43.600	65.0	1:59.292	75.06	13.765	17:10:35.374

P3 8		Aaron MASON		Scirocco R - AWM/Warranty Direct						
LAP	SECTOR 1		SECTOR 2		SECTOR 3		LAP TIME	MPH	DIFF	TIME OF DAY
1 -	28.476	89.7	49.623	88.6	46.055	77.1	2:04.154	72.12	18.511	16:42:55.312
2 -	25.850	106.5	44.251	110.1	43.369	77.9	1:53.470	78.91	7.827	16:44:48.782
3 -	24.142	107.3	43.070	111.4	41.574	80.7	1:48.786	82.31	3.143	16:46:37.568
4 -	24.220	107.0	43.305	111.1	IN PIT		1:52.818 P	79.37	7.175	16:48:30.386
5 -	OUTLAP	96.6	45.484	105.0	42.597	78.3	3:37.871	41.09	1:52.228	16:52:08.257
6 -	23.843	111.8	43.140	102.1	50.714	80.5	1:57.697	76.08	12.054	16:54:05.954
7 -	23.425	115.5	41.867	112.0	40.480	80.4	1:45.772	84.65	0.129	16:55:51.726
8 -	23.527	114.5	41.545	113.7	40.748	81.4	1:45.820	84.61	0.177	16:57:37.546
9 -	23.525	104.5	44.425	79.5	56.420	81.0	2:04.370	71.99	18.727	16:59:41.916
10 -	23.178	117.9	41.526	114.1	41.170	79.9	1:45.874	84.57	0.231	17:01:27.790
11 -	23.486	115.9	41.573	113.1	40.668	80.1	1:45.727	84.69	0.084	17:03:13.517
12 -	24.580	83.9	53.859	89.0	44.223	80.8	2:02.662	73.00	17.019	17:05:16.179
13 -	23.524	113.9	41.565	112.2	40.554	80.1	1:45.643 (1)	84.76		17:07:01.822
14 -	23.491	114.9	41.448	113.1	40.751	79.5	1:45.690 (3)	84.72	0.047	17:08:47.512
15 -	23.484	116.5	41.439	113.5	40.734	80.8	1:45.657 (2)	84.75	0.014	17:10:33.169

P4 30		Martin DEPPE		Scirocco R - KPM Racing						
LAP	SECTOR 1		SECTOR 2		SECTOR 3		LAP TIME	MPH	DIFF	TIME OF DAY
1 -	27.329	76.4	47.734	108.2	45.574	76.8	2:00.637	74.22	14.985	16:42:36.885
2 -	25.193	87.8	45.455	109.2	43.559	79.6	1:54.207	78.40	8.555	16:44:31.092
3 -	24.664	96.1	45.199	108.4	42.577	78.8	1:52.440	79.63	6.788	16:46:23.532
4 -	24.178	98.3	43.126	109.6	41.980	78.4	1:49.284	81.93	3.632	16:48:12.816
5 -	24.024	103.0	42.844	110.0	41.601	78.6	1:48.469	82.55	2.817	16:50:01.285
6 -	25.286	89.1	43.236	110.7	IN PIT		1:53.503 P	78.89	7.851	16:51:54.788
7 -	OUTLAP	104.5	41.845	111.2	41.740	76.5	2:18.262	64.76	32.610	16:54:13.050

Weather / Track : Cloudy / Dry

Donington Park GP
Circuit Length = 2.4873 miles
Start: 16:39 Flag 17:09 End: 17:11

APR Volkswagen Racing Cup

QUALIFYING - RACE 1 - ROUND 13 - SECTOR ANALYSIS

SECTOR 1 = FL to I1, SECTOR 2 = I1 to I2, SECTOR 3 = I2 to FL, DIFF = Difference To Personal Best Lap

8 -	23.801	111.1	41.543	112.5	41.336	78.6	1:46.680	83.93	1.028	16:55:59.730
9 -	23.637	107.7	41.933	110.5	41.110	78.6	1:46.680	83.93	1.028	16:57:46.410
10 -	23.429	115.1	42.546	99.4	42.492	78.5	1:48.467	82.55	2.815	16:59:34.877
11 -	23.564	115.5	41.575	110.5	40.908	78.0	1:46.047	(2) 84.43	0.395	17:01:20.924
12 -	23.612	113.1	41.654	111.2	40.885	78.2	1:46.151	(3) 84.35	0.499	17:03:07.075
13 -	23.516	116.1	41.498	111.6	40.638	79.0	1:45.652	(1) 84.75		17:04:52.727
14 -	24.222	97.8	43.090	112.2	41.993	79.3	1:49.305	81.92	3.653	17:06:42.032
15 -	24.291	88.0	43.795	110.5	41.224	78.5	1:49.310	81.91	3.658	17:08:31.342
16 -	23.727	115.1	42.578	110.3	IN PIT		1:52.307	P 79.73	6.655	17:10:23.649

P5	41	Sam MORGAN		Golf GTI - KPM Racing							
LAP	SECTOR 1		SECTOR 2		SECTOR 3		LAP TIME	MPH	DIFF	TIME OF DAY	
1 -	27.602	82.2	48.684	110.1	46.817	80.3	2:03.103	72.73	17.385	16:42:33.080	
2 -	25.053	93.8	45.006	112.0	45.766	80.7	1:55.825	77.31	10.107	16:44:28.905	
3 -	24.293	103.0	43.484	112.0	43.044	82.3	1:50.821	80.80	5.103	16:46:19.726	
4 -	23.683	114.7	42.369	113.3	41.756	82.0	1:47.808	83.05	2.090	16:48:07.534	
5 -	24.715	110.1	42.316	113.5	41.707	80.6	1:48.738	82.34	3.020	16:49:56.272	
6 -	23.477	118.5	43.005	113.7	41.123	79.1	1:47.605	83.21	1.887	16:51:43.877	
7 -	23.707	116.5	41.888	113.7	41.297	82.2	1:46.892	(3) 83.77	1.174	16:53:30.769	
8 -	23.287	115.1	42.381	113.9	41.275	81.6	1:46.943	83.73	1.225	16:55:17.712	
9 -	23.215	117.3	41.814	114.3	41.286	81.8	1:46.315	(2) 84.22	0.597	16:57:04.027	
10 -	23.404	117.3	41.314	113.3	41.000	81.0	1:45.718	(1) 84.70		16:58:49.745	
11 -	23.380	108.0	43.635	115.1	IN PIT		1:54.169	P 78.43	8.451	17:00:43.914	
12 -	OUTLAP	105.0	46.207	95.5	IN PIT		3:12.825	P 46.43	1:27.107	17:03:56.739	
13 -	OUTLAP	106.5	45.019	101.2	IN PIT		4:46.525	P 31.25	3:00.807	17:08:43.264	

P6	5	Chris LEVETT		Scirocco R - JWB Motorsport							
LAP	SECTOR 1		SECTOR 2		SECTOR 3		LAP TIME	MPH	DIFF	TIME OF DAY	
1 -	26.500	97.9	49.473	97.6	44.056	80.2	2:00.029	74.60	14.214	16:42:25.346	
2 -	24.588	107.5	42.946	110.9	41.895	79.6	1:49.429	81.82	3.614	16:44:14.775	
3 -	24.200	108.4	42.476	110.9	41.612	82.6	1:48.288	82.69	2.473	16:46:03.063	
4 -	25.761	105.5	43.995	112.4	41.370	80.3	1:51.126	80.57	5.311	16:47:54.189	
5 -	23.803	112.9	41.862	112.9	41.010	82.1	1:46.675	83.94	0.860	16:49:40.864	
6 -	24.599	97.2	44.211	95.3	IN PIT		1:59.346	P 75.02	13.531	16:51:40.210	
7 -	OUTLAP	101.5	44.361	104.6	43.468	80.2	3:11.763	46.69	1:25.948	16:54:51.973	
8 -	24.092	112.0	41.727	112.0	40.638	79.4	1:46.457	84.11	0.642	16:56:38.430	
9 -	23.625	109.6	41.771	111.2	43.025	64.8	1:48.421	82.58	2.606	16:58:26.851	
10 -	27.682	98.1	44.967	95.5	46.113	81.1	1:58.762	75.39	12.947	17:00:25.613	
11 -	23.854	110.7	41.906	110.9	40.849	81.6	1:46.609	83.99	0.794	17:02:12.222	
12 -	23.560	107.0	44.333	112.5	41.577	80.8	1:49.470	81.79	3.655	17:04:01.692	
13 -	23.563	110.5	41.730	111.6	40.651	81.8	1:45.944	(3) 84.52	0.129	17:05:47.636	
14 -	23.656	108.7	41.654	111.6	40.921	81.3	1:46.231	84.29	0.416	17:07:33.867	
15 -	23.569	110.5	41.676	111.6	40.570	80.5	1:45.815	(1) 84.62		17:09:19.682	
16 -	23.469	111.6	41.735	112.7	40.671	80.7	1:45.875	(2) 84.57	0.060	17:11:05.557	

P7	4	Stewart LINES		Scirocco R - KPM Racing							
LAP	SECTOR 1		SECTOR 2		SECTOR 3		LAP TIME	MPH	DIFF	TIME OF DAY	
1 -	26.612	91.1	47.787	86.9	45.716	81.0	2:00.115	74.54	14.164	16:42:27.992	
2 -	24.114	100.0	43.800	112.2	42.537	80.6	1:50.451	81.07	4.500	16:44:18.443	
3 -	23.791	109.4	42.271	112.7	41.161	80.6	1:47.223	83.51	1.272	16:46:05.666	
4 -	24.123	109.6	42.624	110.9	40.902	80.2	1:47.649	83.18	1.698	16:47:53.315	
5 -	23.797	111.1	41.916	111.8	41.471	80.4	1:47.184	83.54	1.233	16:49:40.499	
6 -	23.431	111.6	42.098	111.4	40.842	80.2	1:46.371	84.18	0.420	16:51:26.870	
7 -	23.408	109.4	42.302	112.4	40.997	78.7	1:46.707	83.91	0.756	16:53:13.577	
8 -	24.207	104.0	43.567	110.3	41.755	79.5	1:49.529	81.75	3.578	16:55:03.106	
9 -	23.492	112.5	41.560	112.9	40.998	82.1	1:46.050	(2) 84.43	0.099	16:56:49.156	
10 -	23.648	112.0	41.908	111.8	41.624	77.6	1:47.180	83.54	1.229	16:58:36.336	
11 -	29.069	72.0	1:02.441	61.7	1:13.598	80.2	2:45.108	54.23	59.157	17:01:21.444	
12 -	23.575	114.3	41.343	112.4	41.433	80.0	1:46.351	(3) 84.19	0.400	17:03:07.795	
13 -	23.441	115.5	41.404	113.9	41.106	77.4	1:45.951	(1) 84.51		17:04:53.746	
14 -	23.761	107.0	42.170	111.4	41.839	80.4	1:47.770	83.08	1.819	17:06:41.516	
15 -	23.552	113.5	57.158	66.2	IN PIT		2:23.800	P 62.27	37.849	17:09:05.316	

Weather / Track : Cloudy / Dry

Results can be found at www.tsl-timing.com

Page 2 of 9

Donington Park GP
Circuit Length = 2.4873 miles
Start: 16:39 Flag 17:09 End: 17:11

Printed - 17:17 Saturday, 05 October 2013

APR Volkswagen Racing Cup

QUALIFYING - RACE 1 - ROUND 13 - SECTOR ANALYSIS

SECTOR 1 = FL to I1, SECTOR 2 = I1 to I2, SECTOR 3 = I2 to FL, DIFF = Difference To Personal Best Lap

P8 14		Josh CAYGILL		Golf GTI - AWM/Warranty Direct						
LAP	SECTOR 1		SECTOR 2		SECTOR 3		LAP TIME	MPH	DIFF	TIME OF DAY
1 -	33.115	85.8	1:10.468	57.7	50.685	78.2	2:34.268	58.04	48.155	16:43:37.023
2 -	25.117	93.5	44.039	109.2	43.582	76.5	1:52.738	79.42	6.625	16:45:29.761
3 -	24.486	99.7	43.146	109.4	42.105	78.0	1:49.737	81.59	3.624	16:47:19.498
4 -	24.329	101.5	42.620	109.6	IN PIT		1:57.021	P 76.52	10.908	16:49:16.519
5 -	OUTLAP	88.5	56.702	89.8	48.171	79.4	4:07.073	36.24	2:20.960	16:53:23.592
6 -	24.158	101.9	42.572	111.4	41.904	78.8	1:48.634	82.42	2.521	16:55:12.226
7 -	23.976	108.7	41.816	111.1	41.394	78.9	1:47.186	83.54	1.073	16:56:59.412
8 -	23.710	110.5	41.525	109.6	42.065	79.2	1:47.300	83.45	1.187	16:58:46.712
9 -	23.745	111.4	41.758	110.9	41.314	78.9	1:46.817	83.82	0.704	17:00:33.529
10 -	23.758	112.2	41.697	111.1	41.007	79.1	1:46.462	(3) 84.10	0.349	17:02:19.991
11 -	23.646	110.5	41.633	111.4	41.090	80.1	1:46.369	(2) 84.18	0.256	17:04:06.360
12 -	23.988	111.2	42.013	110.5	41.066	78.8	1:47.067	83.63	0.954	17:05:53.427
13 -	23.635	113.3	41.766	110.1	41.136	78.6	1:46.537	84.05	0.424	17:07:39.964
14 -	23.753	111.1	41.703	110.7	41.157	79.5	1:46.613	83.99	0.500	17:09:26.577
15 -	23.608	112.0	41.600	110.7	40.905	79.5	1:46.113	(1) 84.38		17:11:12.690

P9 77		David SUTTON		Golf GTI - AWM/Warranty Direct						
LAP	SECTOR 1		SECTOR 2		SECTOR 3		LAP TIME	MPH	DIFF	TIME OF DAY
1 -					IN PIT		2:34.409	P 57.99	47.870	16:43:22.223
2 -							6:05.155	24.52	4:18.616	16:49:27.379
3 -							1:55.516	77.51	8.977	16:51:22.895
4 -							1:52.374	79.68	5.835	16:53:15.269
5 -							1:51.105	80.59	4.566	16:55:06.374
6 -							1:48.278	82.69	1.739	16:56:54.652
7 -							1:47.609	83.21	1.070	16:58:42.261
8 -							1:47.344	83.41	0.805	17:00:29.605
9 -							1:47.017	83.67	0.478	17:02:16.622
10 -							2:03.860	72.29	17.321	17:04:20.482
11 -							1:46.680	(2) 83.93	0.141	17:06:07.162
12 -							1:46.850	(3) 83.80	0.311	17:07:54.012
13 -							1:46.539	(1) 84.04		17:09:40.551

P10 11		Philip HOUSE		Scirocco R - PH Motorsport						
LAP	SECTOR 1		SECTOR 2		SECTOR 3		LAP TIME	MPH	DIFF	TIME OF DAY
1 -	26.701	92.6	48.178	86.1	45.230	77.7	2:00.109	74.55	13.351	16:42:27.220
2 -	24.596	98.6	43.921	110.5	47.265	68.1	1:55.782	77.33	9.024	16:44:23.002
3 -	25.242	99.1	43.559	108.5	41.763	80.1	1:50.564	80.98	3.806	16:46:13.566
4 -	24.144	105.1	42.687	110.3	42.081	79.3	1:48.912	82.21	2.154	16:48:02.478
5 -	24.088	108.9	42.786	108.7	41.585	79.0	1:48.459	82.56	1.701	16:49:50.937
6 -	24.185	106.5	42.496	108.4	41.269	79.1	1:47.950	82.95	1.192	16:51:38.887
7 -	24.101	108.4	42.298	108.9	41.057	78.0	1:47.456	83.33	0.698	16:53:26.343
8 -	24.083	109.4	42.246	109.4	IN PIT		2:02.275	P 73.23	15.517	16:55:28.618
9 -	OUTLAP	82.6	46.107	103.8	45.887	80.2	4:11.775	35.56	2:25.017	16:59:40.393
10 -	24.080	109.6	42.017	111.2	42.401	80.2	1:48.498	82.53	1.740	17:01:28.891
11 -	23.809	110.9	41.956	109.6	40.993	79.5	1:46.758	(1) 83.87		17:03:15.649
12 -	23.893	110.0	43.342	109.4	41.296	79.0	1:48.531	82.50	1.773	17:05:04.180
13 -	23.951	110.5	42.063	109.1	41.225	78.8	1:47.239	(3) 83.49	0.481	17:06:51.419
14 -	23.963	111.2	42.176	108.4	41.088	78.7	1:47.227	(2) 83.50	0.469	17:08:38.646
15 -	24.179	101.9	49.145	109.8	42.668	70.1	1:55.992	77.19	9.234	17:10:34.638

P11 32		Kieran GRIFFIN		Scirocco R - JWB Motorsport						
LAP	SECTOR 1		SECTOR 2		SECTOR 3		LAP TIME	MPH	DIFF	TIME OF DAY
1 -	28.575	81.1	50.836	109.6	47.993	78.1	2:07.404	70.28	20.386	16:43:20.012
2 -	26.042	90.3	45.674	111.6	44.522	79.2	1:56.238	77.03	9.220	16:45:16.250
3 -	25.071	97.9	44.019	111.6	42.989	79.8	1:52.079	79.89	5.061	16:47:08.329
4 -	25.043	97.3	43.384	112.2	43.340	78.6	1:51.767	80.11	4.749	16:49:00.096
5 -	24.785	100.0	43.265	111.6	IN PIT		1:55.540	P 77.50	8.522	16:50:55.636
6 -	OUTLAP	93.3	44.275	110.3	43.756	80.8	2:57.783	50.36	1:10.765	16:53:53.419

Donington Park GP
 Circuit Length = 2.4873 miles
 Start: 16:39 Flag 17:09 End: 17:11

Weather / Track : Cloudy / Dry

APR Volkswagen Racing Cup

QUALIFYING - RACE 1 - ROUND 13 - SECTOR ANALYSIS

SECTOR 1 = FL to I1, SECTOR 2 = I1 to I2, SECTOR 3 = I2 to FL, DIFF = Difference To Personal Best Lap

7 -	24.307	103.0	42.039	112.7	41.853	80.2	1:48.199	82.75	1.181	16:55:41.618
8 -	24.069	106.8	44.962	112.0	41.984	81.1	1:51.015	80.65	3.997	16:57:32.633
9 -	24.109	104.6	41.840	112.5	41.759	79.9	1:47.708	83.13	0.690	16:59:20.341
10 -	24.079	106.0	41.605	113.3	41.334	80.7	1:47.018 (1)	83.67		17:01:07.359
11 -	24.017	105.0	43.770	111.4	41.724	80.2	1:49.511	81.76	2.493	17:02:56.870
12 -	23.859	104.2	41.871	113.1	41.328	78.4	1:47.058 (2)	83.64	0.040	17:04:43.928
13 -	24.033	105.6	43.017	111.1	41.668	80.6	1:48.718	82.36	1.700	17:06:32.646
14 -	24.074	103.7	41.943	112.0	41.623	80.6	1:47.640	83.18	0.622	17:08:20.286
15 -	23.966	106.5	42.011	112.4	41.626	79.3	1:47.603 (3)	83.21	0.585	17:10:07.889

P12	81	Henry GILBERT		Golf GTI - Henry Gilbert Racing							
LAP	SECTOR 1		SECTOR 2		SECTOR 3		LAP TIME	MPH	DIFF	TIME OF DAY	
1 -	26.752	96.4	49.253	93.0	44.554	78.2	2:00.559	74.27	13.435	16:42:26.197	
2 -	24.620	102.1	43.522	110.3	42.238	77.6	1:50.380	81.12	3.256	16:44:16.577	
3 -	24.285	104.5	42.505	111.2	41.973	79.6	1:48.763	82.32	1.639	16:46:05.340	
4 -	24.738	104.3	43.176	112.7	42.015	79.5	1:49.929	81.45	2.805	16:47:55.269	
5 -	24.094	107.8	42.052	112.4	41.786	80.9	1:47.932	82.96	0.808	16:49:43.201	
6 -	23.934	107.5	42.106	111.8	41.786	81.2	1:47.826	83.04	0.702	16:51:31.027	
7 -	24.007	104.5	42.206	112.7	41.943	81.6	1:48.156	82.79	1.032	16:53:19.183	
8 -	23.816	105.6	45.089	111.1	42.360	80.8	1:51.265	80.47	4.141	16:55:10.448	
9 -	23.896	107.7	41.931	112.4	41.381	80.8	1:47.208 (3)	83.52	0.084	16:56:57.656	
10 -	23.713	108.4	42.934	112.4	IN PIT		1:50.710 P	80.88	3.586	16:58:48.366	
11 -	OUTLAP	96.9	42.727	111.6	42.321	81.3	3:01.834	49.24	1:14.710	17:01:50.200	
12 -	23.819	108.7	42.036	112.2	41.436	79.9	1:47.291	83.45	0.167	17:03:37.491	
13 -	23.758	106.0	42.133	112.0	41.653	80.8	1:47.544	83.26	0.420	17:05:25.035	
14 -	23.712	108.2	41.983	111.4	41.429	81.0	1:47.124 (1)	83.58		17:07:12.159	
15 -	23.822	110.1	42.188	111.2	41.602	80.7	1:47.612	83.21	0.488	17:08:59.771	
16 -	23.716	111.2	42.054	111.8	41.388	81.2	1:47.158 (2)	83.56	0.034	17:10:46.929	

P13	33	Tommy HILL		Golf GTI - JWB Motorsport							
LAP	SECTOR 1		SECTOR 2		SECTOR 3		LAP TIME	MPH	DIFF	TIME OF DAY	
1 -	27.881	81.4	47.191	111.4	44.096	80.1	1:59.168	75.14	11.997	16:42:43.383	
2 -	25.016	93.8	44.817	112.7	43.066	80.3	1:52.899	79.31	5.728	16:44:36.282	
3 -	24.420	100.1	43.265	113.5	42.172	81.6	1:49.857	81.51	2.686	16:46:26.139	
4 -	24.218	100.0	43.141	114.7	45.686	80.3	1:53.045	79.21	5.874	16:48:19.184	
5 -	24.141	101.9	43.276	112.9	41.879	81.0	1:49.296	81.92	2.125	16:50:08.480	
6 -	24.052	103.4	42.769	112.7	41.744	81.2	1:48.565	82.48	1.394	16:51:57.045	
7 -	24.432	92.1	46.373	89.2	IN PIT		2:00.956 P	74.03	13.785	16:53:58.001	
8 -	OUTLAP	94.9	45.531	112.2	42.999	81.1	3:52.083	38.58	2:04.912	16:57:50.084	
9 -	23.924	104.6	42.317	113.9	41.594	81.2	1:47.835	83.03	0.664	16:59:37.919	
10 -	23.757	106.8	41.989	113.3	41.425	81.1	1:47.171 (1)	83.55		17:01:25.090	
11 -	23.835	105.5	42.302	112.9	41.771	81.4	1:47.908	82.98	0.737	17:03:12.998	
12 -	23.756	104.0	42.672	113.1	41.159	82.5	1:47.587	83.22	0.416	17:05:00.585	
13 -	23.694	107.0	42.323	114.5	49.379	80.7	1:55.396	77.59	8.225	17:06:55.981	
14 -	23.673	107.7	42.114	112.2	41.621	80.0	1:47.408 (3)	83.36	0.237	17:08:43.389	
15 -	23.676	107.7	42.018	113.3	41.526	81.4	1:47.220 (2)	83.51	0.049	17:10:30.609	

P14	40	Simon TOMLINSON		Golf GTI - AWM/Warranty Direct							
LAP	SECTOR 1		SECTOR 2		SECTOR 3		LAP TIME	MPH	DIFF	TIME OF DAY	
1 -	29.993	77.4	50.021	89.0	45.780	76.8	2:05.794	71.18	18.558	16:42:58.264	
2 -	25.252	94.2	45.033	109.1	43.386	77.8	1:53.671	78.77	6.435	16:44:51.935	
3 -	24.864	91.0	44.517	111.4	44.902	77.3	1:54.283	78.35	7.047	16:46:46.218	
4 -	24.777	100.9	43.326	110.9	45.241	74.9	1:53.344	79.00	6.108	16:48:39.562	
5 -	26.478	94.2	44.941	97.1	47.316	76.2	1:58.735	75.41	11.499	16:50:38.297	
6 -	26.758	92.4	47.024	88.3	48.478	77.8	2:02.260	73.24	15.024	16:52:40.557	
7 -	24.175	104.2	43.072	110.7	41.591	79.3	1:48.838	82.27	1.602	16:54:29.395	
8 -	24.122	93.0	42.985	111.2	41.531	79.7	1:48.638	82.42	1.402	16:56:18.033	
9 -	24.149	102.6	42.668	110.9	42.085	80.6	1:48.902	82.22	1.666	16:58:06.935	
10 -	24.328	100.7	42.536	110.9	41.740	79.3	1:48.604	82.45	1.368	16:59:55.539	
11 -	26.398	81.3	51.922	73.5	50.280	75.8	2:08.600	69.63	21.364	17:02:04.139	
12 -	27.120	84.2	49.917	69.5	46.347	80.7	2:03.384	72.57	16.148	17:04:07.523	
13 -	24.049	101.0	42.630	112.2	41.264	78.7	1:47.943 (3)	82.95	0.707	17:05:55.466	

Weather / Track : Cloudy / Dry

Donington Park GP

Circuit Length = 2.4873 miles

Start: 16:39 Flag 17:09 End: 17:11

APR Volkswagen Racing Cup

QUALIFYING - RACE 1 - ROUND 13 - SECTOR ANALYSIS

SECTOR 1 = FL to I1, SECTOR 2 = I1 to I2, SECTOR 3 = I2 to FL, DIFF = Difference To Personal Best Lap

14 -	23.886	107.5	42.171	110.5	41.179	78.6	1:47.236 (1)	83.50			17:07:42.702
15 -	23.682	106.3	42.266	110.3	41.414	79.1	1:47.362 (2)	83.40	0.126		17:09:30.064
16 -	23.920	107.8	42.450	110.1	41.721	78.7	1:48.091	82.84	0.855		17:11:18.155

P15 48		Richard MORGAN		Golf GTI - Slidesports							
LAP	SECTOR 1		SECTOR 2		SECTOR 3		LAP TIME	MPH	DIFF	TIME OF DAY	
1 -	29.157	74.6	49.648	98.1	46.339	76.3	2:05.144	71.55	17.529	16:43:01.052	
2 -	24.971	103.5	44.756	108.7	44.271	75.9	1:53.998	78.54	6.383	16:44:55.050	
3 -	24.431	106.1	43.784	101.0	44.287	76.6	1:52.502	79.59	4.887	16:46:47.552	
4 -	24.645	100.7	46.274	88.1	47.559	81.4	1:58.478	75.57	10.863	16:48:46.030	
5 -	24.173	101.0	42.619	110.0	42.585	80.3	1:49.377	81.86	1.762	16:50:35.407	
6 -	25.624	93.8	45.882	109.2	43.535	80.3	1:55.041	77.83	7.426	16:52:30.448	
7 -	26.687	96.1	43.689	108.0	43.680	81.6	1:54.056	78.50	6.441	16:54:24.504	
8 -	23.847	107.7	42.346	110.5	42.040	81.4	1:48.233 (2)	82.73	0.618	16:56:12.737	
9 -	24.209	108.4	42.530	111.4	46.297	76.6	1:53.036	79.21	5.421	16:58:05.773	
10 -	26.650	92.6	46.417	95.0	44.023	80.9	1:57.090	76.47	9.475	17:00:02.863	
11 -	23.935	107.8	43.362	110.0	42.044	81.2	1:49.341	81.89	1.726	17:01:52.204	
12 -	23.944	108.2	43.251	107.5	41.710	80.8	1:48.905	82.22	1.290	17:03:41.109	
13 -	24.235	108.9	46.746	92.9	46.084	82.3	1:57.065	76.49	9.450	17:05:38.174	
14 -	23.956	109.8	42.624	110.7	41.967	80.5	1:48.547 (3)	82.49	0.932	17:07:26.721	
15 -	24.051	108.5	45.206	104.8	44.158	81.7	1:53.415	78.95	5.800	17:09:20.136	
16 -	23.726	111.2	42.267	111.1	41.622	81.3	1:47.615 (1)	83.20		17:11:07.751	

P16 47		Tom BARLEY		Golf GTI - Team Hard							
LAP	SECTOR 1		SECTOR 2		SECTOR 3		LAP TIME	MPH	DIFF	TIME OF DAY	
1 -							2:07.310	70.33	19.645	16:42:34.632	
2 -							1:55.892	77.26	8.227	16:44:30.524	
3 -							1:54.809	77.99	7.144	16:46:25.333	
4 -							1:50.028	81.38	2.363	16:48:15.361	
5 -							1:55.208	77.72	7.543	16:50:10.569	
6 -							1:49.851	81.51	2.186	16:52:00.420	
7 -							1:49.687	81.63	2.022	16:53:50.107	
8 -							1:49.194	82.00	1.529	16:55:39.301	
9 -							1:48.710	82.37	1.045	16:57:28.011	
10 -							1:48.845	82.26	1.180	16:59:16.856	
11 -							1:48.133	82.80	0.468	17:01:04.989	
12 -							1:49.105	82.07	1.440	17:02:54.094	
13 -							1:47.898 (3)	82.99	0.233	17:04:41.992	
14 -							1:47.768 (2)	83.09	0.103	17:06:29.760	
15 -							1:47.993	82.91	0.328	17:08:17.753	
16 -							1:47.665 (1)	83.16		17:10:05.418	

P17 99		Jack WALKER-TULLEY		Golf GTI - CMW Racing							
LAP	SECTOR 1		SECTOR 2		SECTOR 3		LAP TIME	MPH	DIFF	TIME OF DAY	
1 -	32.269	82.6	47.306	107.8	44.827	77.3	2:04.402	71.98	16.729	16:43:08.894	
2 -	24.856	103.8	45.132	108.2	42.809	77.6	1:52.797	79.38	5.124	16:45:01.691	
3 -	24.560	104.8	43.562	109.1	42.995	73.1	1:51.117	80.58	3.444	16:46:52.808	
4 -	26.452	106.3	45.670	79.5	45.934	78.1	1:58.056	75.84	10.383	16:48:50.864	
5 -	24.547	110.1	42.837	107.7	43.090	77.1	1:50.474	81.05	2.801	16:50:41.338	
6 -	24.346	108.7	43.253	109.1	42.077	77.6	1:49.676	81.64	2.003	16:52:31.014	
7 -	24.696	109.4	42.247	109.2	41.621	77.7	1:48.564	82.48	0.891	16:54:19.578	
8 -	24.158	113.5	42.124	108.5	42.027	77.5	1:48.309 (3)	82.67	0.636	16:56:07.887	
9 -	24.088	110.3	42.331	108.7	41.254	76.8	1:47.673 (1)	83.16		16:57:55.560	
10 -	24.221	111.8	42.081	109.2	41.603	78.0	1:47.905 (2)	82.98	0.232	16:59:43.465	
11 -	23.993	111.8	43.756	108.4	43.029	77.7	1:50.778	80.83	3.105	17:01:34.243	
12 -	24.124	112.0	42.420	108.7	IN PIT		1:52.179 P	79.82	4.506	17:03:26.422	
13 -	OUTLAP	108.4	42.864	101.0	42.282	78.0	2:59.435	49.90	1:11.762	17:06:25.857	
14 -	24.082	112.4	50.874	76.8	IN PIT		2:06.328 P	70.88	18.655	17:08:32.185	

Weather / Track : Cloudy / Dry

Results can be found at www.tsl-timing.com

Page 5 of 9

Donington Park GP
Circuit Length = 2.4873 miles
Start: 16:39 Flag 17:09 End: 17:11

Printed - 17:17 Saturday, 05 October 2013

APR Volkswagen Racing Cup

QUALIFYING - RACE 1 - ROUND 13 - SECTOR ANALYSIS

SECTOR 1 = FL to I1, SECTOR 2 = I1 to I2, SECTOR 3 = I2 to FL, DIFF = Difference To Personal Best Lap

P18 65		Craig MILNER		Golf GTI - 20Ten Racing						
LAP	SECTOR 1		SECTOR 2		SECTOR 3		LAP TIME	MPH	DIFF	TIME OF DAY
1 -	27.908	87.4	47.957	97.1	47.486	78.3	2:03.351	72.59	15.310	16:42:39.990
2 -	25.189	99.5	48.299	83.2	43.920	79.9	1:57.408	76.26	9.367	16:44:37.398
3 -	24.308	102.7	52.303	110.5	42.636	78.6	1:59.247	75.09	11.206	16:46:36.645
4 -	24.880	101.5	44.500	111.8	41.999	79.9	1:51.379	80.39	3.338	16:48:28.024
5 -	24.645	100.4	43.717	110.0	41.821	77.8	1:50.183	81.26	2.142	16:50:18.207
6 -	24.748	95.4	43.619	111.1	42.342	78.7	1:50.709	80.88	2.668	16:52:08.916
7 -	24.484	98.6	43.162	111.4	41.747	80.0	1:49.393	81.85	1.352	16:53:58.309
8 -	24.157	101.6	43.282	111.2	41.847	78.4	1:49.286	81.93	1.245	16:55:47.595
9 -	24.309	101.0	43.132	110.9	41.759	80.4	1:49.200	82.00	1.159	16:57:36.795
10 -	24.134	105.0	43.069	110.7	41.465	79.1	1:48.668 (3)	82.40	0.627	16:59:25.463
11 -	24.200	101.5	42.591	112.5	41.250	79.9	1:48.041 (1)	82.88		17:01:13.504
12 -	24.284	102.4	44.142	110.9	41.557	79.2	1:49.983	81.41	1.942	17:03:03.487
13 -	24.278	104.8	42.994	110.9	41.674	78.4	1:48.946	82.19	0.905	17:04:52.433
14 -	25.353	92.6	43.155	112.4	42.109	79.6	1:50.617	80.95	2.576	17:06:43.050
15 -	24.125	100.0	43.195	112.5	41.837	77.5	1:49.157	82.03	1.116	17:08:32.207
16 -	24.142	105.3	42.502	113.3	41.682	78.4	1:48.326 (2)	82.66	0.285	17:10:20.533

P19 51		Simon ANDREWS		Golf GTI - Warranty Direct Racing						
LAP	SECTOR 1		SECTOR 2		SECTOR 3		LAP TIME	MPH	DIFF	TIME OF DAY
1 -	28.027	81.3	49.739	102.2	46.806	79.2	2:04.572	71.88	16.175	16:43:22.254
2 -	25.758	92.3	44.926	110.1	44.277	80.7	1:54.961	77.89	6.564	16:45:17.215
3 -	25.072	98.8	44.039	111.1	43.372	80.9	1:52.483	79.60	4.086	16:47:09.698
4 -	25.118	100.1	43.734	112.7	42.683	80.2	1:51.535	80.28	3.138	16:49:01.233
5 -	25.076	104.5	43.540	112.9	43.416	80.4	1:52.032	79.92	3.635	16:50:53.265
6 -	24.557	104.3	43.331	112.2	42.387	80.2	1:50.275	81.20	1.878	16:52:43.540
7 -	23.915	105.0	43.249	112.2	41.992	80.4	1:49.156 (3)	82.03	0.759	16:54:32.696
8 -	23.967	106.0	43.475	111.6	IN PIT		1:55.759 P	77.35	7.362	16:56:28.455
9 -	OUTLAP	83.8	49.548	99.7	46.491	80.4	3:49.795	38.96	2:01.398	17:00:18.250
10 -	24.210	105.3	43.308	111.2	44.852	71.2	1:52.370	79.68	3.973	17:02:10.620
11 -	26.703	103.2	44.984	105.8	43.313	81.4	1:55.000	77.86	6.603	17:04:05.620
12 -	23.983	105.1	43.859	112.9	42.789	80.4	1:50.631	80.93	2.234	17:05:56.251
13 -	23.839	102.6	43.033	112.9	41.779	80.8	1:48.651 (2)	82.41	0.254	17:07:44.902
14 -	23.915	106.6	42.960	112.5	41.522	80.8	1:48.397 (1)	82.60		17:09:33.299

P20 24		Philip MORRIS		Golf GTI - KPM Racing						
LAP	SECTOR 1		SECTOR 2		SECTOR 3		LAP TIME	MPH	DIFF	TIME OF DAY
1 -	28.968	79.7	50.353	105.0	46.914	79.5	2:06.235	70.93	17.691	16:43:04.275
2 -	26.701	93.4	49.166	109.4	46.878	78.7	2:02.745	72.95	14.201	16:45:07.020
3 -	25.675	100.3	46.733	109.2	45.249	79.3	1:57.657	76.10	9.113	16:47:04.677
4 -	24.857	101.5	45.415	110.3	43.079	77.6	1:53.351	78.99	4.807	16:48:58.028
5 -	24.982	101.8	45.072	100.3	IN PIT		2:00.819 P	74.11	12.275	16:50:58.847
6 -	OUTLAP	95.8	44.390	112.4	47.672	80.0	3:21.506	44.43	1:32.962	16:54:20.353
7 -	24.234	107.2	43.520	111.6	42.575	79.4	1:50.329	81.16	1.785	16:56:10.682
8 -	24.320	104.5	43.124	111.2	41.855	79.3	1:49.299 (3)	81.92	0.755	16:57:59.981
9 -	24.269	107.3	43.718	111.1	42.010	78.2	1:49.997	81.40	1.453	16:59:49.978
10 -	24.185	108.0	43.278	111.2	42.539	80.4	1:50.002	81.40	1.458	17:01:39.980
11 -	24.288	106.1	42.988	111.1	42.291	78.4	1:49.567	81.72	1.023	17:03:29.547
12 -	24.132	107.7	42.464	111.8	42.017	80.3	1:48.613 (2)	82.44	0.069	17:05:18.160
13 -	24.028	108.5	42.539	111.1	41.977	79.4	1:48.544 (1)	82.49		17:07:06.704
14 -	25.762	91.4	48.559	86.2	45.583	80.4	1:59.904	74.68	11.360	17:09:06.608
15 -	24.280	103.2	42.883	110.9	42.166	78.3	1:49.329	81.90	0.785	17:10:55.937

P21 19		David FAIRBROTHER		Scirocco R - Slidesports/Pall-Ex						
LAP	SECTOR 1		SECTOR 2		SECTOR 3		LAP TIME	MPH	DIFF	TIME OF DAY
1 -	28.444	84.9	1:09.980	103.2	49.183	75.8	2:27.607	60.66	39.008	16:43:51.787
2 -	26.847	90.0	48.361	105.6	45.621	77.0	2:00.829	74.10	12.230	16:45:52.616
3 -	25.401	99.2	46.141	109.2	43.504	79.1	1:55.046	77.83	6.447	16:47:47.662
4 -	24.933	105.6	44.705	108.0	54.847	78.9	2:04.485	71.93	15.886	16:49:52.147
5 -	24.825	103.4	44.178	109.2	42.742	79.3	1:51.745	80.13	3.146	16:51:43.892

Weather / Track : Cloudy / Dry

Donington Park GP
Circuit Length = 2.4873 miles
Start: 16:39 Flag 17:09 End: 17:11

APR Volkswagen Racing Cup

QUALIFYING - RACE 1 - ROUND 13 - SECTOR ANALYSIS

SECTOR 1 = FL to I1, SECTOR 2 = I1 to I2, SECTOR 3 = I2 to FL, DIFF = Difference To Personal Best Lap

6 -	24.571	105.0	43.497	110.5	43.299	79.7	1:51.367	80.40	2.768	16:53:35.259
7 -	24.367	104.8	43.544	108.5	42.760	78.7	1:50.671	80.91	2.072	16:55:25.930
8 -	24.846	98.5	43.266	107.8	42.416	79.1	1:50.528	81.01	1.929	16:57:16.458
9 -	24.312	104.6	43.304	109.1	42.132	79.1	1:49.748	81.59	1.149	16:59:06.206
10 -	24.184	108.9	42.715	108.9	43.356	79.5	1:50.255	81.21	1.656	17:00:56.461
11 -	30.709	63.4	57.034	103.2	44.940	79.1	2:12.683	67.48	24.084	17:03:09.144
12 -	24.356	97.2	43.425	108.0	42.636	79.3	1:50.417	81.09	1.818	17:04:59.561
13 -	24.346	108.2	42.331	109.4	41.922	79.1	1:48.599 (1)	82.45		17:06:48.160
14 -	24.058	106.1	42.703	108.9	42.087	79.3	1:48.848 (2)	82.26	0.249	17:08:37.008
15 -	24.442	108.0	42.799	108.9	42.276	79.8	1:49.517 (3)	81.76	0.918	17:10:26.525

P22 50		Darelle WILSON		Golf GTI - Team Hard							
LAP	SECTOR 1		SECTOR 2		SECTOR 3		LAP TIME	MPH	DIFF	TIME OF DAY	
1 -	28.762	78.6	49.841	83.8	45.780	79.3	2:04.383	71.99	15.525	16:42:58.899	
2 -	25.294	96.8	45.013	108.5	43.321	79.0	1:53.628	78.80	4.770	16:44:52.527	
3 -	24.861	100.6	44.995	106.3	44.200	78.8	1:54.056	78.50	5.198	16:46:46.583	
4 -	24.960	104.3	43.930	108.9	43.825	76.7	1:52.715	79.44	3.857	16:48:39.298	
5 -	25.431	101.0	44.077	108.2	42.469	77.1	1:51.977	79.96	3.119	16:50:31.275	
6 -	24.525	105.8	43.263	108.7	42.179	78.1	1:49.967 (3)	81.42	1.109	16:52:21.242	
7 -	24.459	106.3	43.086	109.4	42.284	77.8	1:49.829 (2)	81.53	0.971	16:54:11.071	
8 -	24.321	103.7	43.000	108.4	43.003	77.1	1:50.324	81.16	1.466	16:56:01.395	
9 -	24.166	108.2	43.546	108.2	42.607	76.8	1:50.319	81.16	1.461	16:57:51.714	
10 -	24.117	107.8	43.609	107.8	IN PIT		1:58.829 P	75.35	9.971	16:59:50.543	
11 -	OUTLAP	88.6	47.183	107.2	44.308	76.4	4:15.732	35.01	2:26.874	17:04:06.275	
12 -	24.978	105.1	42.978	106.6	42.840	77.7	1:50.796	80.81	1.938	17:05:57.071	
13 -	24.283	110.3	42.833	109.4	41.742	80.0	1:48.858 (1)	82.25		17:07:45.929	
14 -	24.089	109.4	42.895	108.9	43.908	51.8	1:50.892	80.74	2.034	17:09:36.821	

P23 72		Jim CARTWRIGHT		Golf GTI - Coverworld Racing							
LAP	SECTOR 1		SECTOR 2		SECTOR 3		LAP TIME	MPH	DIFF	TIME OF DAY	
1 -	28.656	86.7	46.278	110.0	43.704	78.9	1:58.638	75.47	9.533	16:43:06.280	
2 -	24.969	97.1	44.779	111.8	42.594	79.3	1:52.342	79.70	3.237	16:44:58.622	
3 -	24.328	104.8	43.224	111.6	41.990	79.3	1:49.542	81.74	0.437	16:46:48.164	
4 -	26.482	95.7	52.203	82.1	51.038	59.7	2:09.723	69.02	20.618	16:48:57.887	
5 -	32.500	79.8	53.618	69.8	52.690	72.5	2:18.808	64.50	29.703	16:51:16.695	
6 -	24.899	102.2	45.052	103.7	43.360	78.4	1:53.311	79.02	4.206	16:53:10.006	
7 -	24.561	103.2	43.251	111.2	41.621	78.5	1:49.433 (3)	81.82	0.328	16:54:59.439	
8 -	24.041	104.5	43.120	110.3	42.111	79.2	1:49.272 (2)	81.94	0.167	16:56:48.711	
9 -	24.719	102.7	42.624	110.7	41.762	79.2	1:49.105 (1)	82.07		16:58:37.816	
10 -	24.328	101.3	44.529	106.5	IN PIT		2:02.036 P	73.37	12.931	17:00:39.852	
11 -	OUTLAP	93.5	45.401	90.0	45.464	77.5	2:32.272	58.80	43.167	17:03:12.124	
12 -	26.760	94.5	46.574	95.4	IN PIT		2:09.373 P	69.21	20.268	17:05:21.497	

P24 34		Tony GILHAM		Golf GTI - Team Hard							
LAP	SECTOR 1		SECTOR 2		SECTOR 3		LAP TIME	MPH	DIFF	TIME OF DAY	
1 -	27.935	79.9	49.622	84.4	47.027	81.0	2:04.584	71.87	14.895	16:42:38.873	
2 -	25.141	91.1	45.053	112.4	44.085	82.3	1:54.279	78.35	4.590	16:44:33.152	
3 -	24.210	98.1	43.867	114.9	43.557	81.7	1:51.634 (3)	80.21	1.945	16:46:24.786	
4 -	23.811	100.9	43.316	114.9	42.562	82.0	1:49.689 (1)	81.63		16:48:14.475	
5 -	23.707	103.2	42.802	114.9	44.721	45.5	1:51.230 (2)	80.50	1.541	16:50:05.705	

P25 2		Kieran GALLAGHER		Golf GTI - Team Hard							
LAP	SECTOR 1		SECTOR 2		SECTOR 3		LAP TIME	MPH	DIFF	TIME OF DAY	
1 -	28.974	77.1	50.403	108.5	48.476	79.1	2:07.853	70.03	18.023	16:42:50.648	
2 -	26.164	93.9	47.131	110.5	46.984	79.9	2:00.279	74.44	10.449	16:44:50.927	
3 -	24.879	102.6	45.094	112.2	44.693	79.7	1:54.666	78.09	4.836	16:46:45.593	
4 -	24.442	99.2	43.303	112.0	43.024	80.5	1:50.769	80.83	0.939	16:48:36.362	
5 -	24.373	107.5	43.798	110.0	42.962	78.0	1:51.133	80.57	1.303	16:50:27.495	
6 -	25.330	110.7	43.494	110.7	42.585	79.0	1:51.409	80.37	1.579	16:52:18.904	
7 -	24.103	108.9	43.215	110.9	42.512	80.2	1:49.830 (1)	81.53		16:54:08.734	
8 -	23.922	107.7	43.017	110.7	IN PIT		2:03.425 P	72.54	13.595	16:56:12.159	

Weather / Track : Cloudy / Dry

Donington Park GP

Circuit Length = 2.4873 miles

Start: 16:39 Flag 17:09 End: 17:11

APR Volkswagen Racing Cup

QUALIFYING - RACE 1 - ROUND 13 - SECTOR ANALYSIS

SECTOR 1 = FL to I1, SECTOR 2 = I1 to I2, SECTOR 3 = I2 to FL, DIFF = Difference To Personal Best Lap

9 -	OUTLAP	89.3	45.643	110.3	43.225	78.4	4:40.409	31.93	2:50.579	17:00:52.568
10 -	24.135	106.3	43.655	110.3	42.600	78.4	1:50.390	81.11	0.560	17:02:42.958
11 -	24.479	110.1	42.664	108.9	42.704	77.5	1:49.847 (2)	81.51	0.017	17:04:32.805
12 -	24.232	108.4	43.116	108.0	42.767	78.0	1:50.115 (3)	81.31	0.285	17:06:22.920
13 -	24.131	110.1	43.171	106.6	42.875	77.1	1:50.177	81.27	0.347	17:08:13.097
14 -	24.314	110.1	43.473	105.0	IN PIT		2:01.430 P	73.74	11.600	17:10:14.527

P26	31	Paul DEHADRAY				Golf GTI - JWB Motorsport					
LAP	SECTOR 1		SECTOR 2		SECTOR 3		LAP TIME	MPH	DIFF	TIME OF DAY	
1 -	27.633	86.7	48.972	108.9	45.438	78.5	2:02.043	73.37	12.165	16:43:24.124	
2 -	25.716	98.8	46.255	110.0	43.395	78.8	1:55.366	77.61	5.488	16:45:19.490	
3 -	25.173	101.3	45.114	111.8	42.860	80.8	1:53.147	79.14	3.269	16:47:12.637	
4 -	25.312	102.6	44.165	111.8	42.487	80.2	1:51.964	79.97	2.086	16:49:04.601	
5 -	24.854	102.6	1:07.372	82.6	45.460	79.7	2:17.686	65.03	27.808	16:51:22.287	
6 -	25.005	102.9	47.562	109.2	42.774	80.3	1:55.341	77.63	5.463	16:53:17.628	
7 -	24.781	97.8	45.717	108.2	43.551	80.4	1:54.049	78.51	4.171	16:55:11.677	
8 -	25.077	102.9	44.130	111.8	44.419	80.4	1:53.626	78.80	3.748	16:57:05.303	
9 -	24.276	105.3	43.536	111.6	42.801	79.7	1:50.613 (3)	80.95	0.735	16:58:55.916	
10 -	24.657	103.5	43.777	110.7	42.264	79.6	1:50.698	80.89	0.820	17:00:46.614	
11 -	24.187	107.8	43.591	111.1	42.258	79.0	1:50.036 (2)	81.37	0.158	17:02:36.650	
12 -	24.305	107.7	43.758	110.9	42.684	79.9	1:50.747	80.85	0.869	17:04:27.397	
13 -	24.200	108.2	43.482	111.8	42.196	80.4	1:49.878 (1)	81.49		17:06:17.275	
14 -	27.194	87.0	50.115	101.3	44.648	75.9	2:01.957	73.42	12.079	17:08:19.232	
15 -	25.466	86.5	46.125	110.0	45.106	76.1	1:56.697	76.73	6.819	17:10:15.929	

P27	20	Graham PERKINS				Golf GTI - Team Hard					
LAP	SECTOR 1		SECTOR 2		SECTOR 3		LAP TIME	MPH	DIFF	TIME OF DAY	
1 -	28.960	85.1	49.598	100.4	47.178	75.0	2:05.736	71.21	14.810	16:42:46.844	
2 -	25.560	101.5	45.588	108.7	44.061	78.5	1:55.209	77.72	4.283	16:44:42.053	
3 -	25.124	101.8	45.955	107.8	43.032	79.1	1:54.111	78.47	3.185	16:46:36.164	
4 -	3:08.075	64.2	49.418	106.8	45.017	77.7	4:42.510	31.69	2:51.584	16:51:18.674	
5 -	24.894	106.1	45.683	109.1	43.558	77.0	1:54.135	78.45	3.209	16:53:12.809	
6 -	24.713	102.4	44.647	109.8	42.419	77.9	1:51.779	80.10	0.853	16:55:04.588	
7 -	24.566	107.0	44.543	110.3	42.395	77.6	1:51.504	80.30	0.578	16:56:56.092	
8 -	24.610	106.6	43.531	109.4	44.208	78.4	1:52.349	79.70	1.423	16:58:48.441	
9 -	24.297	106.0	44.006	108.7	42.934	77.1	1:51.237 (3)	80.49	0.311	17:00:39.678	
10 -	24.568	110.5	43.622	108.5	42.778	78.9	1:50.968 (2)	80.69	0.042	17:02:30.646	
11 -	24.512	105.3	44.320	108.9	43.156	79.4	1:51.988	79.95	1.062	17:04:22.634	
12 -	24.009	107.5	44.126	109.2	44.197	78.9	1:52.332	79.71	1.406	17:06:14.966	
13 -	24.303	109.6	43.698	108.7	42.925	80.1	1:50.926 (1)	80.72		17:08:05.892	
14 -	24.418	105.0	43.317	108.7	43.659	78.9	1:51.394	80.38	0.468	17:09:57.286	

P28	96	Cameron THOMPSON				Golf GTI - Zest Racecar Engineering					
LAP	SECTOR 1		SECTOR 2		SECTOR 3		LAP TIME	MPH	DIFF	TIME OF DAY	
1 -	30.406	78.9	49.556	107.3	47.415	73.1	2:07.377	70.29	16.375	16:43:14.431	
2 -	26.359	90.5	46.618	106.6	45.098	73.5	1:58.075	75.83	7.073	16:45:12.506	
3 -	27.119	97.8	45.932	104.2	IN PIT		2:06.458 P	70.80	15.456	16:47:18.964	
4 -	OUTLAP	95.0	45.704	109.1	43.750	76.8	2:34.776	57.85	43.774	16:49:53.740	
5 -	24.929	102.6	45.532	110.7	43.560	75.2	1:54.021	78.53	3.019	16:51:47.761	
6 -	24.742	103.7	44.705	109.2	43.337	77.4	1:52.784	79.39	1.782	16:53:40.545	
7 -	24.767	104.2	43.908	110.3	42.661	77.6	1:51.336 (2)	80.42	0.334	16:55:31.881	
8 -	24.758	101.3	44.289	110.1	43.067	77.1	1:52.114 (3)	79.86	1.112	16:57:23.995	
9 -	24.805	104.8	43.534	110.0	42.663	77.2	1:51.002 (1)	80.66		16:59:14.997	
10 -	24.727	105.6	44.030	94.9	45.588	74.1	1:54.345	78.31	3.343	17:01:09.342	
11 -	25.921	98.5	45.304	103.4	44.459	76.2	1:55.684	77.40	4.682	17:03:05.026	
12 -	28.572	54.2	47.508	103.2	44.002	76.7	2:00.082	74.56	9.080	17:05:05.108	
13 -	25.032	100.1	44.481	103.7	43.254	75.2	1:52.767	79.40	1.765	17:06:57.875	
14 -	25.126	103.7	45.318	103.8	43.791	75.9	1:54.235	78.38	3.233	17:08:52.110	
15 -	25.231	101.5	44.486	103.2	43.004	75.4	1:52.721	79.43	1.719	17:10:44.831	

Weather / Track : Cloudy / Dry

Donington Park GP
Circuit Length = 2.4873 miles
Start: 16:39 Flag 17:09 End: 17:11

APR Volkswagen Racing Cup

QUALIFYING - RACE 1 - ROUND 13 - SECTOR ANALYSIS

SECTOR 1 = FL to I1, SECTOR 2 = I1 to I2, SECTOR 3 = I2 to FL, DIFF = Difference To Personal Best Lap

P29 69		Mark CLYNES		Golf GTI - JWB Motorsport						
LAP	SECTOR 1		SECTOR 2		SECTOR 3		LAP TIME	MPH	DIFF	TIME OF DAY
1 -	30.315	79.6	50.633	100.7	47.041	74.3	2:07.989	69.96	16.796	16:43:18.017
2 -	26.681	92.8	46.401	107.8	45.535	78.5	1:58.617	75.49	7.424	16:45:16.634
3 -	26.127	95.0	44.768	110.3	43.387	78.1	1:54.282	78.35	3.089	16:47:10.916
4 -	25.093	97.3	44.246	110.3	43.108	77.3	1:52.447	79.63	1.254	16:49:03.363
5 -	25.116	100.0	43.846	110.0	42.719	78.7	1:51.681	80.17	0.488	16:50:55.044
6 -	24.834	97.6	43.869	109.4	42.490	76.8	1:51.193 (1)	80.53		16:52:46.237
7 -	24.837	94.5	43.945	109.8	42.435	77.2	1:51.217 (2)	80.51	0.024	16:54:37.454
8 -	25.003	95.0	44.268	109.1	42.409	77.9	1:51.680 (3)	80.17	0.487	16:56:29.134
9 -	24.856	95.3	43.738	108.9	43.115	76.2	1:51.709	80.15	0.516	16:58:20.843
10 -	24.766	96.8	44.380	108.5	IN PIT		2:00.734 P	74.16	9.541	17:00:21.577
11 -	OUTLAP	95.0	44.098	109.1	42.750	76.2	3:14.681	45.99	1:23.488	17:03:36.258
12 -	24.686	100.4	44.996	109.2	42.596	79.0	1:52.278	79.75	1.085	17:05:28.536
13 -	24.599	94.3	52.668	103.0	IN PIT		2:05.313 P	71.45	14.120	17:07:33.849
14 -	OUTLAP	95.7	45.640	100.1	43.541	78.5	2:48.496	53.14	57.303	17:10:22.345

P30 7		David GARNSWORTHY		Caddy Van - Vanworx						
LAP	SECTOR 1		SECTOR 2		SECTOR 3		LAP TIME	MPH	DIFF	TIME OF DAY
1 -	33.133	83.1	50.679	111.6	46.119	79.6	2:09.931	68.91	18.557	16:43:16.219
2 -	26.088	91.9	45.865	113.5	44.236	81.7	1:56.189	77.06	4.815	16:45:12.408
3 -	25.576	92.0	45.107	113.9	42.664	82.6	1:53.347	79.00	1.973	16:47:05.755
4 -	25.152	96.5	44.472	110.3	IN PIT		1:58.079 P	75.83	6.705	16:49:03.834
5 -	OUTLAP	92.4	45.048	110.9	45.523	82.1	4:23.462	33.98	2:32.088	16:53:27.296
6 -	24.875	99.5	45.244	114.1	42.561	81.0	1:52.680	79.46	1.306	16:55:19.976
7 -	24.715	99.5	44.211	113.7	42.518	81.9	1:51.444 (2)	80.34	0.070	16:57:11.420
8 -	24.395	97.5	44.123	114.9	42.955	82.6	1:51.473 (3)	80.32	0.099	16:59:02.893
9 -	24.328	98.6	44.302	105.6	44.001	81.6	1:52.631	79.50	1.257	17:00:55.524
10 -	24.653	97.9	43.840	112.7	43.060	82.0	1:51.553	80.27	0.179	17:02:47.077
11 -	25.894	82.4	45.944	113.9	43.343	82.7	1:55.181	77.74	3.807	17:04:42.258
12 -	24.707	101.8	44.221	105.8	42.446	83.1	1:51.374 (1)	80.39		17:06:33.632
13 -	24.773	99.5	44.188	112.5	42.884	82.7	1:51.845	80.06	0.471	17:08:25.477
14 -	24.831	96.8	44.288	113.9	42.569	81.0	1:51.688	80.17	0.314	17:10:17.165

P31 85		Matthew WILSON		Golf GTI - Complete Racing						
LAP	SECTOR 1		SECTOR 2		SECTOR 3		LAP TIME	MPH	DIFF	TIME OF DAY
1 -	31.723	76.4	56.550	93.7	52.716	73.3	2:20.989	63.51	29.511	16:43:49.027
2 -	28.124	79.5	55.269	81.5	49.188	75.4	2:12.581	67.53	21.103	16:46:01.608
3 -	29.293	82.3	48.473	106.0	46.158	75.3	2:03.924	72.25	12.446	16:48:05.532
4 -	28.132	95.5	47.981	105.5	IN PIT		2:06.254 P	70.92	14.776	16:50:11.786
5 -	OUTLAP	89.3	50.321	100.1	45.408	77.6	3:03.278	48.85	1:11.800	16:53:15.064
6 -	26.829	97.5	47.316	108.7	44.452	77.2	1:58.597	75.50	7.119	16:55:13.661
7 -	24.839	99.8	46.422	108.7	43.373	77.5	1:54.634	78.11	3.156	16:57:08.295
8 -	24.760	100.3	45.135	108.4	43.233	77.0	1:53.128	79.15	1.650	16:59:01.423
9 -	24.735	100.6	45.061	108.7	43.699	78.1	1:53.495	78.89	2.017	17:00:54.918
10 -	24.483	102.1	44.398	108.9	42.597	77.5	1:51.478 (1)	80.32		17:02:46.396
11 -	24.480	104.6	44.278	108.2	42.844	78.0	1:51.602 (2)	80.23	0.124	17:04:37.998
12 -	24.459	102.2	44.759	107.8	IN PIT		1:58.356 P	75.65	6.878	17:06:36.354
13 -	OUTLAP	98.9	45.137	107.2	42.916	77.4	2:37.450	56.87	45.972	17:09:13.804
14 -	24.521	104.5	44.852	108.0	43.069	79.7	1:52.442 (3)	79.63	0.964	17:11:06.246

Weather / Track : Cloudy / Dry

Donington Park GP
Circuit Length = 2.4873 miles
Start: 16:39 Flag 17:09 End: 17:11

APR Volkswagen Racing Cup

QUALIFYING - RACE 1 - ROUND 13 - BEST SECTORS

SECTOR 1			SECTOR 2			SECTOR 3			IDEAL / BEST COMPARISON						
POS	NO	NAME	TIME	NO	NAME	TIME	NO	NAME	TIME	POS	NO	NAME	IDEAL	BEST	DIFF
1	8	MASON	23.178	15	WYLIE	41.294	15	WYLIE	40.226						
2	41	MORGAN	23.215	41	MORGAN	41.314	8	MASON	40.480	1	15	WYLIE	1:44.858	1:44.977	0.119
3	15	WYLIE	23.338	4	LINES	41.343	13	FULBROOK	40.514	2	8	MASON	1:45.097	1:45.643	0.546
4	13	FULBROOK	23.371	13	FULBROOK	41.390	5	LEVETT	40.570	3	13	FULBROOK	1:45.275	1:45.527	0.252
5	4	LINES	23.408	8	MASON	41.439	30	DEPPER	40.638	4	41	MORGAN	1:45.529	1:45.718	0.189
6	30	DEPPER	23.429	30	DEPPER	41.498	4	LINES	40.842	5	30	DEPPER	1:45.565	1:45.652	0.087
7	5	LEVETT	23.469	14	CAYGILL	41.525	14	CAYGILL	40.905	6	4	LINES	1:45.593	1:45.951	0.358
8	14	CAYGILL	23.608	32	GRIFFIN	41.605	11	HOUSE	40.993	7	5	LEVETT	1:45.693	1:45.815	0.122
9	33	HILL	23.673	5	LEVETT	41.654	41	MORGAN	41.000	8	14	CAYGILL	1:46.038	1:46.113	0.075
10	40	TOMLINSON	23.682	81	GILBERT	41.931	33	HILL	41.159	9	11	HOUSE	1:46.758	1:46.758	0.000
11	34	GILHAM	23.707	11	HOUSE	41.956	40	TOMLINSON	41.179	10	32	GRIFFIN	1:46.792	1:47.018	0.226
12	81	GILBERT	23.712	33	HILL	41.989	65	MILNER	41.250	11	33	HILL	1:46.821	1:47.171	0.350
13	48	MORGAN	23.726	99	WALKER-TULLEY	42.081	99	WALKER-TULLEY	41.254	12	81	GILBERT	1:47.024	1:47.124	0.100
14	11	HOUSE	23.809	40	TOMLINSON	42.171	32	GRIFFIN	41.328	13	40	TOMLINSON	1:47.032	1:47.236	0.204
15	51	ANDREWS	23.839	48	MORGAN	42.267	81	GILBERT	41.381	14	99	WALKER-TULLEY	1:47.328	1:47.673	0.345
16	32	GRIFFIN	23.859	19	FAIRBROTHER	42.331	51	ANDREWS	41.522	15	48	MORGAN	1:47.615	1:47.615	0.000
17	2	GALLAGHER	23.922	24	MORRIS	42.464	72	CARTWRIGHT	41.621	16	65	MILNER	1:47.877	1:48.041	0.164
18	99	WALKER-TULLEY	23.993	65	MILNER	42.502	48	MORGAN	41.622	17	72	CARTWRIGHT	1:48.286	1:49.105	0.819
19	20	PERKINS	24.009	72	CARTWRIGHT	42.624	50	WILSON	41.742	18	19	FAIRBROTHER	1:48.311	1:48.599	0.288
20	24	MORRIS	24.028	2	GALLAGHER	42.664	24	MORRIS	41.855	19	51	ANDREWS	1:48.321	1:48.397	0.076
21	72	CARTWRIGHT	24.041	34	GILHAM	42.802	19	FAIRBROTHER	41.922	20	24	MORRIS	1:48.347	1:48.544	0.197
22	19	FAIRBROTHER	24.058	50	WILSON	42.833	31	DEHADRAY	42.196	21	50	WILSON	1:48.664	1:48.858	0.194
23	50	WILSON	24.089	51	ANDREWS	42.960	20	PERKINS	42.395	22	34	GILHAM	1:49.071	1:49.689	0.618
24	65	MILNER	24.125	20	PERKINS	43.317	69	CLYNES	42.409	23	2	GALLAGHER	1:49.098	1:49.830	0.732
25	31	DEHADRAY	24.187	31	DEHADRAY	43.482	7	GARNSWORTHY	42.446	24	20	PERKINS	1:49.721	1:50.926	1.205
26	7	GARNSWORTHY	24.328	96	THOMPSON	43.534	2	GALLAGHER	42.512	25	31	DEHADRAY	1:49.865	1:49.878	0.013
27	85	WILSON	24.459	69	CLYNES	43.738	34	GILHAM	42.562	26	7	GARNSWORTHY	1:50.614	1:51.374	0.760
28	69	CLYNES	24.599	7	GARNSWORTHY	43.840	85	WILSON	42.597	27	69	CLYNES	1:50.746	1:51.193	0.447
29	96	THOMPSON	24.727	85	WILSON	44.278	96	THOMPSON	42.661	28	96	THOMPSON	1:50.922	1:51.002	0.080
30	44	RILEY	37.521							29	85	WILSON	1:51.334	1:51.478	0.144
31										30	77	SUTTON		1:46.539	
32										31	47	BARLEY		1:47.665	

Weather / Track : Cloudy / Dry

Results can be found at www.tsl-timing.com

Donington Park GP

Circuit Length = 2.4873 miles

Start: 16:39 Flag 17:09 End: 17:11

Printed - 17:16 Saturday, 05 October 2013

APR Volkswagen Racing Cup

QUALIFYING - RACE 1 - ROUND 13 - BEST SPEEDS

POS	SECTOR 1			SECTOR 2			FINISH LINE		
	NO	NAME	MPH	NO	NAME	MPH	NO	NAME	MPH
1	41	Sam MORGAN	118.5	15	Ross WYLIE	115.1	7	David GARNSWORTHY	83.1
2	8	Aaron MASON	117.9	41	Sam MORGAN	115.1	5	Chris LEVETT	82.6
3	30	Martin DEPPER	116.1	7	David GARNSWORTHY	114.9	33	Tommy HILL	82.5
4	4	Stewart LINES	115.5	34	Tony GILHAM	114.9	34	Tony GILHAM	82.3
5	15	Ross WYLIE	114.7	33	Tommy HILL	114.7	41	Sam MORGAN	82.3
6	13	Joe FULBROOK	114.5	13	Joe FULBROOK	114.3	48	Richard MORGAN	82.3
7	99	Jack WALKER-TULLEY	113.5	8	Aaron MASON	114.1	4	Stewart LINES	82.1
8	14	Josh CAYGILL	113.3	4	Stewart LINES	113.9	81	Henry GILBERT	81.6
9	5	Chris LEVETT	112.9	32	Kieran GRIFFIN	113.3	8	Aaron MASON	81.4
10	11	Philip HOUSE	111.2	65	Craig MILNER	113.3	15	Ross WYLIE	81.4
11	48	Richard MORGAN	111.2	5	Chris LEVETT	112.9	51	Simon ANDREWS	81.4
12	81	Henry GILBERT	111.2	51	Simon ANDREWS	112.9	32	Kieran GRIFFIN	81.1
13	2	Kieran GALLAGHER	110.7	81	Henry GILBERT	112.7	31	Paul DEHADRAY	80.8
14	20	Graham PERKINS	110.5	30	Martin DEPPER	112.5	40	Simon TOMLINSON	80.7
15	50	Darelle WILSON	110.3	24	Philip MORRIS	112.4	2	Kieran GALLAGHER	80.5
16	19	David FAIRBROTHER	108.9	2	Kieran GALLAGHER	112.2	13	Joe FULBROOK	80.4
17	24	Philip MORRIS	108.5	40	Simon TOMLINSON	112.2	24	Philip MORRIS	80.4
18	31	Paul DEHADRAY	108.2	31	Paul DEHADRAY	111.8	65	Craig MILNER	80.4
19	40	Simon TOMLINSON	107.8	72	Jim CARTWRIGHT	111.8	11	Philip HOUSE	80.2
20	33	Tommy HILL	107.7	14	Josh CAYGILL	111.4	14	Josh CAYGILL	80.1
21	32	Kieran GRIFFIN	106.8	48	Richard MORGAN	111.4	20	Graham PERKINS	80.1
22	51	Simon ANDREWS	106.6	11	Philip HOUSE	111.2	50	Darelle WILSON	80.0
23	96	Cameron THOMPSON	105.6	96	Cameron THOMPSON	110.7	19	David FAIRBROTHER	79.8
24	65	Craig MILNER	105.3	19	David FAIRBROTHER	110.5	85	Matthew WILSON	79.7
25	72	Jim CARTWRIGHT	104.8	20	Graham PERKINS	110.3	30	Martin DEPPER	79.6
26	85	Matthew WILSON	104.6	69	Mark CLYNES	110.3	72	Jim CARTWRIGHT	79.3
27	34	Tony GILHAM	103.2	50	Darelle WILSON	109.4	69	Mark CLYNES	79.0
28	7	David GARNSWORTHY	101.8	99	Jack WALKER-TULLEY	109.2	99	Jack WALKER-TULLEY	78.1
29	69	Mark CLYNES	100.4	85	Matthew WILSON	108.9	96	Cameron THOMPSON	77.6
30	44	Robin RILEY	74.5				44	Robin RILEY	56.5
31									
32									

Weather / Track : Cloudy / Dry

Results can be found at www.tsl-timing.com

Donington Park GP
Circuit Length = 2.4873 miles
Start: 16:39 Flag 17:09 End: 17:11

Printed - 17:17 Saturday, 05 October 2013

APR Volkswagen Racing Cup RACE 1 - ROUND 13 - GRID

ROW 16	31	85	1:51.478 Matthew WILSON	32	44	Robin RILEY
ROW 15	29	69	1:51.193 Mark CLYNES	30	7	1:51.374 David GARNSWORTHY
ROW 14	27	20	1:50.926 Graham PERKINS	28	96	1:51.002 Cameron THOMPSON
ROW 13	25	2	1:49.830 Kieran GALLAGHER	26	31	1:49.878 Paul DEHADRAY
ROW 12	23	72	1:49.105 Jim CARTWRIGHT	24	34	1:49.689 Tony GILHAM
ROW 11	21	19	1:48.599 David FAIRBROTHER	22	50	1:48.858 Darelle WILSON
ROW 10	19	51	1:48.397 Simon ANDREWS	20	24	1:48.544 Philip MORRIS
ROW 9	17	99	1:47.673 Jack WALKER-TULLEY	18	65	1:48.041 Craig MILNER
ROW 8	15	48	1:47.615 Richard MORGAN	16	47	1:47.665 Tom BARLEY
ROW 7	13	33	1:47.171 Tommy HILL	14	40	1:47.236 Simon TOMLINSON
ROW 6	11	32	1:47.018 Kieran GRIFFIN	12	81	1:47.124 Henry GILBERT
ROW 5	9	77	1:46.539 David SUTTON	10	11	1:46.758 Phillip HOUSE
ROW 4	7	4	1:45.951 Stewart LINES	8	14	1:46.113 Josh CAYGILL
ROW 3	5	41	1:45.718 Sam MORGAN	6	5	1:45.815 Chris LEVETT
ROW 2	3	8	1:45.643 Aaron MASON	4	30	1:45.652 Martin DEPPEP
ROW 1	1	15	1:44.977 Ross WYLIE	2	13	1:45.527 Joe FULBROOK

Pole

Donington Park GP
Circuit Length = 2.4873 miles

These results are provisional until the conclusion of any judicial and technical matters.

Clerk Of Course :

Timekeeper :

APR Volkswagen Racing Cup

RACE 1 - ROUND 13 - CLASSIFICATION

POS	NO	NAME	ENTRY	LAPS	TIME	GAP	DIFF	MPH	BEST	ON
1	15	Ross WYLIE	Scirocco R - Slidesports	6	13:38.834			65.61	1:47.554	2
2	8	Aaron MASON	Scirocco R - AWM/Warranty Direct	6	13:39.674	0.840	0.840	65.54	1:47.338	2
3	13	Joe FULBROOK	Golf GTI - AWM/Warranty Direct	6	13:40.157	1.323	0.483	65.50	1:48.367	2
4	5	Chris LEVETT	Scirocco R - JWB Motorsport	6	13:40.426	1.592	0.269	65.48	1:49.053	2
5	30	Martin DEPPER	Scirocco R - KPM Racing	6	13:40.913	2.079	0.487	65.44	1:48.972	2
6	4	Stewart LINES	Scirocco R - KPM Racing	6	13:41.778	2.944	0.865	65.37	1:49.577	2
7	11	Philip HOUSE	Scirocco R - PH Motorsport	6	13:42.367	3.533	0.589	65.33	1:50.262	2
8	77	David SUTTON	Golf GTI - AWM/Warranty Direct	6	13:43.106	4.272	0.739	65.27	1:49.740	2
9	47	Tom BARLEY	Golf GTI - Team Hard	6	13:44.156	5.322	1.050	65.18	1:50.915	2
10	32	Kieran GRIFFIN	Scirocco R - JWB Motorsport	6	13:44.938	6.104	0.782	65.12	1:50.986	2
11	34	Tony GILHAM	Golf GTI - Team Hard	6	13:45.770	6.936	0.832	65.06	1:50.206	2
12	50	Darelle WILSON	Golf GTI - Team Hard	6	13:46.257	7.423	0.487	65.02	1:51.348	2
13	48	Richard MORGAN	Golf GTI - Slidesports	6	13:46.999	8.165	0.742	64.96	1:50.715	2
14	2	Kieran GALLAGHER	Golf GTI - Team Hard	6	13:48.076	9.242	1.077	64.88	1:51.854	2
15	81	Henry GILBERT	Golf GTI - Henry Gilbert Racing	6	13:48.303	9.469	0.227	64.86	1:54.184	2
16	31	Paul DEHADRAY	Golf GTI - JWB Motorsport	6	13:49.679	10.845	1.376	64.75	1:54.121	2
17	96	Cameron THOMPSON	Golf GTI - Zest Racecar Engineering	6	13:51.792	12.958	2.113	64.59	1:54.354	2
18	20	Graham PERKINS	Golf GTI - Team Hard	6	13:52.375	13.541	0.583	64.54	1:54.229	2
19	69	Mark CLYNES	Golf GTI - JWB Motorsport	6	13:54.622	15.788	2.247	64.37	1:55.451	2
20	51	Simon ANDREWS	Golf GTI - Warranty Direct Racing	6	13:54.874	16.040	0.252	64.35	1:55.257	2
21	44	Robin RILEY	Scirocco R - AWM/Warranty Direct	6	13:56.515	17.681	1.641	64.22	1:55.522	2
22	7	David GARNSWORTHY	Caddy Van - Vanworx	6	13:56.931	18.097	0.416	64.19	1:57.076	2
23	40	Simon TOMLINSON	Golf GTI - AWM/Warranty Direct	6	13:58.327	19.493	1.396	64.08	1:51.738	2
24	85	Matthew WILSON	Golf GTI - Complete Racing	6	13:59.588	20.754	1.261	63.99	2:00.344	3

NOT CLASSIFIED

DNF	24 *	Philip MORRIS	Golf GTI - KPM Racing	6	13:52.932	14.098		64.50	1:54.046	2
DNF	19 *	David FAIRBROTHER	Scirocco R - Slidesports/Pall-Ex	6	13:55.711	16.877	2.779	64.28	2:02.197	2
NC	41	Sam MORGAN	Golf GTI - KPM Racing	1	16:00.357	5 Laps	5 Laps	9.32		
DNF	14	Josh CAYGILL	Golf GTI - AWM/Warranty Direct	0						
DNF	33	Tommy HILL	Golf GTI - JWB Motorsport	0						
DNF	99	Jack WALKER-TULLEY	Golf GTI - CMW Racing	0						
DNF	65	Craig MILNER	Golf GTI - 20Ten Racing	0						

FASTEST LAP

8	Aaron MASON	Scirocco R - AWM/Warranty Direct	2	1:47.338	83.42 mph	134.25 kph
---	-------------	----------------------------------	---	----------	-----------	------------

Cars 19 & 24 - not running at the showing of the red flag

Weather / Track : Bright / Dry

These results are provisional until the conclusion of any judicial and technical matters.

Donington Park GP

Circuit Length = 2.4873 miles

Start: 10:46 Flag 11:00 End: 11:06

Clerk Of Course :	Timekeeper :
-------------------	--------------

APR Volkswagen Racing Cup

RACE 1 - ROUND 13 - RED FLAG STOP - INFORMATION SHEET

POS	NO	NAME	ENTRY	LAPS	TIME	GAP	DIFF	MPH	BEST	ON
1	15	Ross WYLIE	Scirocco R - Slidesports	7	15:24.502			67.79	1:45.668	7
2	8	Aaron MASON	Scirocco R - AWM/Warranty Direct	7	15:26.080	1.578	1.578	67.68	1:46.406	7
3	13	Joe FULBROOK	Golf GTI - AWM/Warranty Direct	7	15:26.979	2.477	0.899	67.61	1:46.822	7
4	5	Chris LEVETT	Scirocco R - JWB Motorsport	7	15:27.255	2.753	0.276	67.59	1:46.829	7
5	30	Martin DEPPER	Scirocco R - KPM Racing	7	15:27.510	3.008	0.255	67.58	1:46.597	7
6	4	Stewart LINES	Scirocco R - KPM Racing	7	15:28.399	3.897	0.889	67.51	1:46.621	7
7	11	Philip HOUSE	Scirocco R - PH Motorsport	7	15:28.721	4.219	0.322	67.49	1:46.354	7
8	77	David SUTTON	Golf GTI - AWM/Warranty Direct	7	15:30.676	6.174	1.955	67.35	1:47.570	7
9	47	Tom BARLEY	Golf GTI - Team Hard	7	15:32.183	7.681	1.507	67.24	1:48.027	7
10	34	Tony GILHAM	Golf GTI - Team Hard	7	15:33.359	8.857	1.176	67.15	1:47.589	7
11	32	Kieran GRIFFIN	Scirocco R - JWB Motorsport	7	15:34.052	9.550	0.693	67.10	1:49.114	7
12	50	Darelle WILSON	Golf GTI - Team Hard	7	15:36.009	11.507	1.957	66.96	1:49.752	7
13	81	Henry GILBERT	Golf GTI - Henry Gilbert Racing	7	15:36.294	11.792	0.285	66.94	1:47.991	7
14	48	Richard MORGAN	Golf GTI - Slidesports	7	15:36.461	11.959	0.167	66.93	1:49.462	7
15	2	Kieran GALLAGHER	Golf GTI - Team Hard	7	15:37.063	12.561	0.602	66.89	1:48.987	7
16	31	Paul DEHADRAY	Golf GTI - JWB Motorsport	7	15:40.984	16.482	3.921	66.61	1:51.305	7
17	96	Cameron THOMPSON	Golf GTI - Zest Racecar Engineering	7	15:42.171	17.669	1.187	66.52	1:50.379	7
18	20	Graham PERKINS	Golf GTI - Team Hard	7	15:42.913	18.411	0.742	66.47	1:50.538	7
19	51	Simon ANDREWS	Golf GTI - Warranty Direct Racing	7	15:44.224	19.722	1.311	66.38	1:49.350	7
20	69	Mark CLYNES	Golf GTI - JWB Motorsport	7	15:47.773	23.271	3.549	66.13	1:53.151	7
21	44	Robin RILEY	Scirocco R - AWM/Warranty Direct	7	15:48.599	24.097	0.826	66.07	1:52.084	7
22	40	Simon TOMLINSON	Golf GTI - AWM/Warranty Direct	7	15:48.837	24.335	0.238	66.06	1:50.510	7
23	7	David GARNSWORTHY	Caddy Van - Vanworx	7	15:50.713	26.211	1.876	65.93	1:53.782	7
24	85	Matthew WILSON	Golf GTI - Complete Racing	7	15:51.445	26.943	0.732	65.87	1:51.857	7

NOT CLASSIFIED

DNF	24 *	Philip MORRIS	Golf GTI - KPM Racing	7	15:43.402	18.900		66.44	1:50.470	7
DNF	19 *	David FAIRBROTHER	Scirocco R - Slidesports/Pall-Ex	7	15:47.186	22.684	3.784	66.17	1:51.475	7
NC	41	Sam MORGAN	Golf GTI - KPM Racing	1	16:00.357	6 Laps	6 Laps	9.32		
DNF	14	Josh CAYGILL	Golf GTI - AWM/Warranty Direct	0						
DNF	33	Tommy HILL	Golf GTI - JWB Motorsport	0						
DNF	99	Jack WALKER-TULLEY	Golf GTI - CMW Racing	0						
DNF	65	Craig MILNER	Golf GTI - 20Ten Racing	0						

FASTEST LAP

15	Ross WYLIE	Scirocco R - Slidesports	7	1:45.668	84.74 mph	136.37 kph
----	------------	--------------------------	---	----------	-----------	------------

Cars 19 & 24 - not running at the showing of the red flag

Weather / Track : Bright / Dry

These results are provisional until the conclusion of any judicial and technical matters.

Donington Park GP

Circuit Length = 2.4873 miles

Start: 10:46 Flag 11:01 End: 11:06

Clerk Of Course :	Timekeeper :
-------------------	--------------

APR Volkswagen Racing Cup

RACE 1 - ROUND 13 - LAP CHART

LAP 1			LAP 2			LAP 3			LAP 4			LAP 5		
NO	BEHIND	LAP TIME	NO	BEHIND	LAP TIME	NO	BEHIND	LAP TIME	NO	BEHIND	LAP TIME	NO	BEHIND	LAP TIME
15		1:51.317	15		1:47.554	15		2:34.458	15		2:30.884	15		2:28.368
8	1.165	1:52.482	8	0.949	1:47.338	8	0.729	2:34.238	8	1.148	2:31.303	8	0.776	2:27.996
13	1.447	1:52.764	13	2.260	1:48.367	13	2.278	2:34.476	13	2.836	2:31.442	13	2.076	2:27.608
5	3.054	1:54.371	5	4.553	1:49.053	5	2.968	2:32.873	5	3.436	2:31.352	5	2.629	2:27.561
30	3.409	1:54.726	30	4.827	1:48.972	30	3.664	2:33.295	30	3.840	2:31.060	30	3.082	2:27.610
4	3.594	1:54.911	4	5.617	1:49.577	4	4.230	2:33.071	4	4.676	2:31.330	4	3.837	2:27.529
11	4.084	1:55.401	11	6.792	1:50.262	11	4.818	2:32.484	11	5.231	2:31.297	11	4.494	2:27.631
77	6.167	1:57.484	77	8.353	1:49.740	77	5.834	2:31.939	77	5.987	2:31.037	77	5.437	2:27.818
47	6.551	1:57.868	47	9.912	1:50.915	47	6.870	2:31.416	47	6.508	2:30.522	47	6.130	2:27.990
32	7.582	1:58.899	32	11.014	1:50.986	32	7.877	2:31.321	32	7.349	2:30.356	32	7.019	2:28.038
50	8.590	1:59.907	34	12.033	1:50.206	34	9.504	2:31.929	34	8.609	2:29.989	34	8.071	2:27.830
34	9.381	2:00.698	50	12.384	1:51.348	50	10.638	2:32.712	50	9.396	2:29.642	50	8.614	2:27.586
48	9.961	2:01.278	48	13.122	1:50.715	48	11.151	2:32.487	48	9.838	2:29.571	48	9.567	2:28.097
2	11.111	2:02.428	2	15.411	1:51.854	2	12.115	2:31.162	2	10.338	2:29.107	2	10.066	2:28.096
19	12.345	2:03.662	81	19.842	1:54.184	81	12.689	2:27.305	81	11.124	2:29.319	81	10.674	2:27.918
81	13.212	2:04.529	31	20.719	1:54.121	31	13.429	2:27.168	31	12.176	2:29.631	31	11.769	2:27.961
31	14.152	2:05.469	96	20.996	1:54.354	96	14.115	2:27.577	96	12.813	2:29.582	96	12.487	2:28.042
96	14.196	2:05.513	20	21.907	1:54.229	20	15.198	2:27.749	20	13.860	2:29.546	20	13.771	2:28.279
20	15.232	2:06.549	24	22.502	1:54.046	24	16.071	2:28.027	24	14.838	2:29.651	24	14.243	2:27.773
69	15.512	2:06.829	69	23.409	1:55.451	69	16.757	2:27.806	69	15.719	2:29.846	69	15.434	2:28.083
24	16.010	2:07.327	51	24.307	1:55.257	51	17.438	2:27.589	51	15.899	2:29.345	51	16.017	2:28.486
51	16.604	2:07.921	19	26.988	2:02.197	19	17.888	2:25.358	19	16.551	2:29.547	19	17.161	2:28.978
44	20.698	2:12.015	44	28.666	1:55.522	44	18.625	2:24.417	44	17.836	2:30.095	44	17.827	2:28.359
7	24.955	2:16.272	7	34.477	1:57.076	7	19.086	2:19.067	7	18.470	2:30.268	7	18.655	2:28.553
40	45.369	2:36.686	40	49.553	1:51.738	40	20.236	2:05.141	40	19.518	2:30.166	40	19.534	2:28.384
85	51.717	2:43.034	85	1:10.543	2:06.380	85	36.429	2:00.344	85	20.561	2:15.016	85	21.646	2:29.453

Weather / Track : Bright / Dry

APR Volkswagen Racing Cup

RACE 1 - ROUND 13 - LAP CHART

LAP 6		
NO	BEHIND	LAP TIME
15		2:26.253
8	0.840	2:26.317
13	1.323	2:25.500
5	1.592	2:25.216
30	2.079	2:25.250
4	2.944	2:25.360
11	3.533	2:25.292
77	4.272	2:25.088
47	5.322	2:25.445
32	6.104	2:25.338
34	6.936	2:25.118
50	7.423	2:25.062
48	8.165	2:24.851
2	9.242	2:25.429
81	9.469	2:25.048
31	10.845	2:25.329
96	12.958	2:26.724
20	13.541	2:26.023
24	14.098	2:26.108
69	15.788	2:26.607
51	16.040	2:26.276
19	16.877	2:25.969
44	17.681	2:26.107
7	18.097	2:25.695
40	19.493	2:26.212
85	20.754	2:25.361
41	5 Laps	16:00.357

Weather / Track : Bright / Dry

Results can be found at www.tsl-timing.com

Page 2 of 2

Donington Park GP
Circuit Length = 2.4873 miles
Start: 10:46 Flag 11:00 End: 11:06

Printed - 11:12 Sunday, 06 October 2013

APR Volkswagen Racing Cup

RACE 1 - ROUND 13 - SECTOR ANALYSIS

SECTOR 1 = FL to I1, SECTOR 2 = I1 to I2, SECTOR 3 = I2 to FL, DIFF = Difference To Personal Best Lap

P1		15		Ross WYLIE		Scirocco R - Slidesports				
LAP	SECTOR 1		SECTOR 2		SECTOR 3		LAP TIME	MPH	DIFF	TIME OF DAY
1 -		106.3	42.607	113.7	41.399	80.5	1:51.317	80.44	3.763	10:48:24.357
2 -	23.791	109.2	42.106	114.1	41.657	65.2	1:47.554 (1)	83.25		10:50:11.911
3 -	38.387	66.0	1:01.602	66.3	54.469	50.6	2:34.458	57.97	46.904	10:52:46.369
4 -	36.063	73.8	59.037	68.8	55.784	51.6	2:30.884	59.34	43.330	10:55:17.253
5 -	35.246	66.9	58.192	59.8	54.930	59.7	2:28.368 (3)	60.35	40.814	10:57:45.621
6 -	33.852	64.2	1:00.028	85.1	52.373	80.7	2:26.253 (2)	61.22	38.699	11:00:11.874

P2		8		Aaron MASON		Scirocco R - AWM/Warranty Direct				
LAP	SECTOR 1		SECTOR 2		SECTOR 3		LAP TIME	MPH	DIFF	TIME OF DAY
1 -		104.5	42.848	110.3	41.589	78.9	1:52.482	79.60	5.144	10:48:25.522
2 -	23.926	109.6	42.180	112.2	41.232	71.4	1:47.338 (1)	83.42		10:50:12.860
3 -	38.362	73.5	1:01.445	66.1	54.431	55.9	2:34.238	58.05	46.900	10:52:47.098
4 -	36.145	66.3	59.092	72.9	56.066	61.4	2:31.303	59.18	43.965	10:55:18.401
5 -	34.539	68.2	58.280	65.5	55.177	62.6	2:27.996 (3)	60.50	40.658	10:57:46.397
6 -	33.529	63.3	1:00.161	89.1	52.627	80.0	2:26.317 (2)	61.19	38.979	11:00:12.714

P3		13		Joe FULBROOK		Golf GTI - AWM/Warranty Direct				
LAP	SECTOR 1		SECTOR 2		SECTOR 3		LAP TIME	MPH	DIFF	TIME OF DAY
1 -		101.8	43.000	111.6	42.009	78.8	1:52.764	79.40	4.397	10:48:25.804
2 -	24.189	108.7	42.452	113.1	41.726	76.9	1:48.367 (1)	82.63		10:50:14.171
3 -	38.508	69.4	1:01.110	61.9	54.858	52.0	2:34.476	57.96	46.109	10:52:48.647
4 -	35.638	62.4	59.279	65.7	56.525	52.8	2:31.442	59.12	43.075	10:55:20.089
5 -	33.986	69.4	58.338	66.6	55.284	59.2	2:27.608 (3)	60.66	39.241	10:57:47.697
6 -	32.975	64.2	1:01.486	95.4	51.039	80.1	2:25.500 (2)	61.54	37.133	11:00:13.197

P4		5		Chris LEVETT		Scirocco R - JWB Motorsport				
LAP	SECTOR 1		SECTOR 2		SECTOR 3		LAP TIME	MPH	DIFF	TIME OF DAY
1 -		100.0	43.301	113.7	42.019	80.1	1:54.371	78.29	5.318	10:48:27.411
2 -	24.108	109.6	42.468	113.3	42.477	73.6	1:49.053 (1)	82.11		10:50:16.464
3 -	36.801	68.8	1:01.155	56.9	54.917	53.9	2:32.873	58.57	43.820	10:52:49.337
4 -	35.557	54.4	59.206	63.6	56.589	50.1	2:31.352	59.16	42.299	10:55:20.689
5 -	33.838	71.6	58.339	68.3	55.384	59.1	2:27.561 (3)	60.68	38.508	10:57:48.250
6 -	32.934	68.8	1:01.566	93.0	50.716	81.0	2:25.216 (2)	61.66	36.163	11:00:13.466

P5		30		Martin DEPPER		Scirocco R - KPM Racing				
LAP	SECTOR 1		SECTOR 2		SECTOR 3		LAP TIME	MPH	DIFF	TIME OF DAY
1 -		98.3	43.580	110.5	42.623	78.9	1:54.726	78.05	5.754	10:48:27.766
2 -	24.186	111.1	42.244	112.0	42.542	71.2	1:48.972 (1)	82.17		10:50:16.738
3 -	37.036	66.3	1:01.010	58.5	55.249	50.4	2:33.295	58.41	44.323	10:52:50.033
4 -	35.148	62.0	59.486	59.5	56.426	51.9	2:31.060	59.27	42.088	10:55:21.093
5 -	33.718	74.5	58.451	67.6	55.441	61.6	2:27.610 (3)	60.66	38.638	10:57:48.703
6 -	32.993	68.4	1:01.445	84.7	50.812	78.9	2:25.250 (2)	61.64	36.278	11:00:13.953

P6		4		Stewart LINES		Scirocco R - KPM Racing				
LAP	SECTOR 1		SECTOR 2		SECTOR 3		LAP TIME	MPH	DIFF	TIME OF DAY
1 -		101.0	43.565	113.1	42.185	81.2	1:54.911	77.92	5.334	10:48:27.951
2 -	24.381	113.3	42.034	112.5	43.162	73.7	1:49.577 (1)	81.71		10:50:17.528
3 -	36.962	57.7	1:00.772	60.8	55.337	52.7	2:33.071	58.49	43.494	10:52:50.599
4 -	35.277	58.7	59.405	60.8	56.648	47.6	2:31.330	59.17	41.753	10:55:21.929
5 -	33.578	78.3	58.638	69.1	55.313	57.3	2:27.529 (3)	60.69	37.952	10:57:49.458
6 -	32.831	65.7	1:01.683	85.4	50.846	79.9	2:25.360 (2)	61.60	35.783	11:00:14.818

P7		11		Philip HOUSE		Scirocco R - PH Motorsport				
LAP	SECTOR 1		SECTOR 2		SECTOR 3		LAP TIME	MPH	DIFF	TIME OF DAY
1 -		88.1	43.588	112.2	42.146	80.2	1:55.401	77.59	5.139	10:48:28.441
2 -	24.351	102.2	42.265	112.0	43.646	70.2	1:50.262 (1)	81.21		10:50:18.703

Weather / Track : Bright / Dry

Donington Park GP
Circuit Length = 2.4873 miles
Start: 10:46 Flag 11:00 End: 11:06

APR Volkswagen Racing Cup

RACE 1 - ROUND 13 - SECTOR ANALYSIS

SECTOR 1 = FL to I1, SECTOR 2 = I1 to I2, SECTOR 3 = I2 to FL, DIFF = Difference To Personal Best Lap

3 -	36.410	68.8	1:00.836	62.1	55.238	52.4	2:32.484	58.72	42.222	10:52:51.187
4 -	35.088	63.0	59.647	68.5	56.562	45.5	2:31.297	59.18	41.035	10:55:22.484
5 -	33.932	75.5	58.533	74.9	55.166	56.3	2:27.631 (3)	60.65	37.369	10:57:50.115
6 -	32.838	65.1	1:01.823	81.0	50.631	80.4	2:25.292 (2)	61.63	35.030	11:00:15.407

P8 77		David SUTTON		Golf GTI - AWM/Warranty Direct							
LAP	SECTOR 1		SECTOR 2		SECTOR 3		LAP TIME	MPH	DIFF	TIME OF DAY	
1 -		97.2	44.176	111.8	43.301	78.9	1:57.484	76.21	7.744	10:48:30.524	
2 -	24.365	107.0	42.544	112.0	42.831	64.5	1:49.740 (1)	81.59		10:50:20.264	
3 -	36.054	71.0	1:01.596	57.9	54.289	50.9	2:31.939	58.93	42.199	10:52:52.203	
4 -	34.962	71.7	59.851	61.5	56.224	44.4	2:31.037	59.28	41.297	10:55:23.240	
5 -	34.500	75.1	58.390	67.3	54.928	53.5	2:27.818 (3)	60.57	38.078	10:57:51.058	
6 -	33.091	66.4	1:01.243	76.9	50.754	79.4	2:25.088 (2)	61.71	35.348	11:00:16.146	

P9 47		Tom BARLEY		Golf GTI - Team Hard							
LAP	SECTOR 1		SECTOR 2		SECTOR 3		LAP TIME	MPH	DIFF	TIME OF DAY	
1 -		94.7	44.476	110.3	42.837	79.0	1:57.868	75.96	6.953	10:48:30.908	
2 -	24.907	100.3	43.004	111.8	43.004	69.6	1:50.915 (1)	80.73		10:50:21.823	
3 -	35.444	72.5	1:01.658	59.5	54.314	57.1	2:31.416	59.13	40.501	10:52:53.239	
4 -	35.021	67.9	59.974	62.1	55.527	47.1	2:30.522	59.48	39.607	10:55:23.761	
5 -	34.668	82.4	58.532	66.5	54.790	50.9	2:27.990 (3)	60.50	37.075	10:57:51.751	
6 -	32.750	70.7	1:01.556	75.1	51.139	79.9	2:25.445 (2)	61.56	34.530	11:00:17.196	

P10 32		Kieran GRIFFIN		Sirocco R - JWB Motorsport							
LAP	SECTOR 1		SECTOR 2		SECTOR 3		LAP TIME	MPH	DIFF	TIME OF DAY	
1 -		95.8	45.213	110.9	42.594	79.4	1:58.899	75.31	7.913	10:48:31.939	
2 -	24.674	102.9	42.919	112.7	43.393	76.2	1:50.986 (1)	80.68		10:50:22.925	
3 -	35.437	75.5	1:01.667	50.4	54.217	56.6	2:31.321	59.17	40.335	10:52:54.246	
4 -	35.278	69.1	1:00.167	64.8	54.911	49.7	2:30.356	59.55	39.370	10:55:24.602	
5 -	35.416	81.8	58.255	73.6	54.367	49.4	2:28.038 (3)	60.48	37.052	10:57:52.640	
6 -	33.268	71.7	1:00.755	75.4	51.315	79.9	2:25.338 (2)	61.61	34.352	11:00:17.978	

P11 34		Tony GILHAM		Golf GTI - Team Hard							
LAP	SECTOR 1		SECTOR 2		SECTOR 3		LAP TIME	MPH	DIFF	TIME OF DAY	
1 -		93.0	44.875	109.1	43.336	82.4	2:00.698	74.18	10.492	10:48:33.738	
2 -	23.949	101.5	42.323	115.7	43.934	66.7	1:50.206 (1)	81.25		10:50:23.944	
3 -	37.241	77.5	1:00.230	52.7	54.458	48.2	2:31.929	58.93	41.723	10:52:55.873	
4 -	35.024	69.6	1:00.301	66.3	54.664	49.1	2:29.989	59.70	39.783	10:55:25.862	
5 -	35.657	89.2	58.381	62.7	53.792	50.3	2:27.830 (3)	60.57	37.624	10:57:53.692	
6 -	33.873	84.7	1:00.246	91.8	50.999	81.9	2:25.118 (2)	61.70	34.912	11:00:18.810	

P12 50		Darelle WILSON		Golf GTI - Team Hard							
LAP	SECTOR 1		SECTOR 2		SECTOR 3		LAP TIME	MPH	DIFF	TIME OF DAY	
1 -		99.1	45.440	111.1	42.566	78.0	1:59.907	74.67	8.559	10:48:32.947	
2 -	24.388	108.4	43.176	112.9	43.784	72.5	1:51.348 (1)	80.41		10:50:24.295	
3 -	38.323	73.0	59.310	53.6	55.079	45.3	2:32.712	58.63	41.364	10:52:57.007	
4 -	35.558	68.7	59.118	60.4	54.966	45.2	2:29.642	59.83	38.294	10:55:26.649	
5 -	36.256	78.7	58.020	63.1	53.310	49.1	2:27.586 (3)	60.67	36.238	10:57:54.235	
6 -	34.768	75.5	59.720	101.9	50.574	81.2	2:25.062 (2)	61.72	33.714	11:00:19.297	

P13 48		Richard MORGAN		Golf GTI - Slidesports							
LAP	SECTOR 1		SECTOR 2		SECTOR 3		LAP TIME	MPH	DIFF	TIME OF DAY	
1 -		89.9	45.868	110.0	44.013	80.6	2:01.278	73.83	10.563	10:48:34.318	
2 -	24.509	100.6	43.059	106.5	43.147	73.2	1:50.715 (1)	80.87		10:50:25.033	
3 -	38.360	74.3	59.001	54.9	55.126	45.2	2:32.487	58.72	41.772	10:52:57.520	
4 -	35.672	65.5	59.072	64.1	54.827	46.5	2:29.571	59.86	38.856	10:55:27.091	
5 -	37.012	68.1	57.423	60.5	53.662	51.1	2:28.097 (3)	60.46	37.382	10:57:55.188	
6 -	34.574	67.7	59.851	92.8	50.426	81.7	2:24.851 (2)	61.81	34.136	11:00:20.039	

Weather / Track : Bright / Dry

Donington Park GP
Circuit Length = 2.4873 miles
Start: 10:46 Flag 11:00 End: 11:06

APR Volkswagen Racing Cup

RACE 1 - ROUND 13 - SECTOR ANALYSIS

SECTOR 1 = FL to I1, SECTOR 2 = I1 to I2, SECTOR 3 = I2 to FL, DIFF = Difference To Personal Best Lap

P14		2		Kieran GALLAGHER			Golf GTI - Team Hard			
LAP	SECTOR 1		SECTOR 2		SECTOR 3		LAP TIME	MPH	DIFF	TIME OF DAY
1 -		94.9	45.418	112.5	43.802	78.4	2:02.428	73.14	10.574	10:48:35.468
2 -	24.606	98.5	43.472	112.0	43.776	76.6	1:51.854 (1)	80.05		10:50:27.322
3 -	36.783	75.8	58.855	55.0	55.524	47.3	2:31.162	59.23	39.308	10:52:58.484
4 -	35.218	72.0	59.278	62.4	54.611	48.7	2:29.107	60.05	37.253	10:55:27.591
5 -	37.096	67.5	57.322	59.7	53.678	53.0	2:28.096 (3)	60.46	36.242	10:57:55.687
6 -	34.662	61.7	59.794	93.4	50.973	80.4	2:25.429 (2)	61.57	33.575	11:00:21.116

P15		81		Henry GILBERT			Golf GTI - Henry Gilbert Racing			
LAP	SECTOR 1		SECTOR 2		SECTOR 3		LAP TIME	MPH	DIFF	TIME OF DAY
1 -		90.1	45.951	112.2	43.122	80.5	2:04.529	71.90	10.345	10:48:37.569
2 -	24.374	102.6	44.507	112.0	45.303	72.7	1:54.184 (1)	78.42		10:50:31.753
3 -	33.203	68.5	58.807	54.2	55.295	54.8	2:27.305 (3)	60.78	33.121	10:52:59.058
4 -	36.580	77.6	58.317	59.1	54.422	43.7	2:29.319	59.96	35.135	10:55:28.377
5 -	37.895	73.1	56.666	53.1	53.357	54.1	2:27.918	60.53	33.734	10:57:56.295
6 -	35.004	64.7	59.582	92.5	50.462	81.3	2:25.048 (2)	61.73	30.864	11:00:21.343

P16		31		Paul DEHADRAY			Golf GTI - JWB Motorsport			
LAP	SECTOR 1		SECTOR 2		SECTOR 3		LAP TIME	MPH	DIFF	TIME OF DAY
1 -		95.1	46.207	110.9	44.561	79.8	2:05.469	71.36	11.348	10:48:38.509
2 -	24.696	105.1	44.715	111.6	44.710	73.1	1:54.121 (1)	78.46		10:50:32.630
3 -	33.321	60.8	58.716	53.1	55.131	55.3	2:27.168 (3)	60.84	33.047	10:52:59.798
4 -	36.451	76.7	58.689	59.2	54.491	45.0	2:29.631	59.84	35.510	10:55:29.429
5 -	37.682	67.3	56.420	53.6	53.859	55.6	2:27.961	60.51	33.840	10:57:57.390
6 -	34.619	73.9	59.850	86.7	50.860	80.7	2:25.329 (2)	61.61	31.208	11:00:22.719

P17		96		Cameron THOMPSON			Golf GTI - Zest Racecar Engineering			
LAP	SECTOR 1		SECTOR 2		SECTOR 3		LAP TIME	MPH	DIFF	TIME OF DAY
1 -		89.7	46.159	110.3	45.390	76.6	2:05.513	71.34	11.159	10:48:38.553
2 -	25.302	104.6	44.322	112.2	44.730	77.4	1:54.354 (1)	78.30		10:50:32.907
3 -	33.675	58.5	58.737	53.4	55.165	62.5	2:27.577 (3)	60.67	33.223	10:53:00.484
4 -	36.360	74.1	58.832	59.3	54.390	45.1	2:29.582	59.86	35.228	10:55:30.066
5 -	37.539	67.7	56.534	52.6	53.969	65.4	2:28.042	60.48	33.688	10:57:58.108
6 -	34.535	73.9	1:00.058	82.8	52.131	76.8	2:26.724 (2)	61.02	32.370	11:00:24.832

P18		20		Graham PERKINS			Golf GTI - Team Hard			
LAP	SECTOR 1		SECTOR 2		SECTOR 3		LAP TIME	MPH	DIFF	TIME OF DAY
1 -		95.8	46.949	110.1	44.512	76.9	2:06.549	70.75	12.320	10:48:39.589
2 -	25.070	107.3	45.038	110.1	44.121	76.5	1:54.229 (1)	78.39		10:50:33.818
3 -	33.891	55.0	58.379	52.9	55.479	58.1	2:27.749 (3)	60.60	33.520	10:53:01.567
4 -	36.726	78.3	58.788	56.6	54.032	47.7	2:29.546	59.87	35.317	10:55:31.113
5 -	38.280	71.6	56.211	57.2	53.788	62.5	2:28.279	60.38	34.050	10:57:59.392
6 -	34.656	71.6	1:00.235	70.6	51.132	78.1	2:26.023 (2)	61.32	31.794	11:00:25.415

P19		69		Mark CLYNES			Golf GTI - JWB Motorsport			
LAP	SECTOR 1		SECTOR 2		SECTOR 3		LAP TIME	MPH	DIFF	TIME OF DAY
1 -		88.0	46.474	110.7	44.572	79.3	2:06.829	70.60	11.378	10:48:39.869
2 -	25.397	98.6	45.695	109.2	44.359	75.9	1:55.451 (1)	77.56		10:50:35.320
3 -	34.040	52.3	58.021	55.0	55.745	58.6	2:27.806 (3)	60.58	32.355	10:53:03.126
4 -	37.116	79.3	58.602	52.2	54.128	46.4	2:29.846	59.75	34.395	10:55:32.972
5 -	37.870	76.8	57.241	59.5	52.972	70.3	2:28.083	60.46	32.632	10:58:01.055
6 -	34.469	83.4	1:00.622	71.5	51.516	79.7	2:26.607 (2)	61.07	31.156	11:00:27.662

P20		51		Simon ANDREWS			Golf GTI - Warranty Direct Racing			
LAP	SECTOR 1		SECTOR 2		SECTOR 3		LAP TIME	MPH	DIFF	TIME OF DAY
1 -		86.3	46.056	109.1	45.021	80.3	2:07.921	69.99	12.664	10:48:40.961
2 -	25.247	98.5	45.659	109.2	44.351	80.3	1:55.257 (1)	77.69		10:50:36.218

Weather / Track : Bright / Dry

Donington Park GP
Circuit Length = 2.4873 miles
Start: 10:46 Flag 11:00 End: 11:06

APR Volkswagen Racing Cup

RACE 1 - ROUND 13 - SECTOR ANALYSIS

SECTOR 1 = FL to I1, SECTOR 2 = I1 to I2, SECTOR 3 = I2 to FL, DIFF = Difference To Personal Best Lap

3 -	33.781	53.6	58.280	50.9	55.528	59.5	2:27.589 (3)	60.67	32.332	10:53:03.807
4 -	37.228	79.4	58.846	52.1	53.271	45.9	2:29.345	59.95	34.088	10:55:33.152
5 -	38.681	81.5	57.120	60.2	52.685	71.9	2:28.486	60.30	33.229	10:58:01.638
6 -	34.770	84.3	1:00.883	58.2	50.623	81.0	2:26.276 (2)	61.21	31.019	11:00:27.914

P21 44		Robin RILEY				Scirocco R - AWM/Warranty Direct				
LAP	SECTOR 1		SECTOR 2		SECTOR 3		LAP TIME	MPH	DIFF	TIME OF DAY
1 -		85.2	48.674	104.6	45.688	78.6	2:12.015	67.82	16.493	10:48:45.055
2 -	25.754	95.8	45.712	108.9	44.056	80.1	1:55.522 (1)	77.51		10:50:40.577
3 -	31.221	49.8	57.924	55.0	55.272	72.2	2:24.417 (2)	62.00	28.895	10:53:04.994
4 -	37.701	78.9	58.857	48.6	53.537	47.3	2:30.095	59.65	34.573	10:55:35.089
5 -	37.966	83.1	56.817	56.5	53.576	73.2	2:28.359	60.35	32.837	10:58:03.448
6 -	34.623	89.1	1:00.743	61.3	50.741	75.5	2:26.107 (3)	61.28	30.585	11:00:29.555

P22 7		David GARNSWORTHY				Caddy Van - Vanworx				
LAP	SECTOR 1		SECTOR 2		SECTOR 3		LAP TIME	MPH	DIFF	TIME OF DAY
1 -		79.7	52.113	110.3	44.742	81.6	2:16.272	65.70	19.196	10:48:49.312
2 -	26.538	84.5	46.656	111.2	43.882	81.9	1:57.076 (1)	76.48		10:50:46.388
3 -	26.575	59.1	57.370	53.7	55.122	78.9	2:19.067 (2)	64.38	21.991	10:53:05.455
4 -	38.492	86.8	58.246	49.5	53.530	46.9	2:30.268	59.58	33.192	10:55:35.723
5 -	38.297	86.0	57.482	56.3	52.774	71.9	2:28.553	60.27	31.477	10:58:04.276
6 -	34.603	87.9	1:00.749	66.5	50.343	83.3	2:25.695 (3)	61.46	28.619	11:00:29.971

P23 40		Simon TOMLINSON				Golf GTI - AWM/Warranty Direct				
LAP	SECTOR 1		SECTOR 2		SECTOR 3		LAP TIME	MPH	DIFF	TIME OF DAY
1 -		90.8	52.390	99.2	43.016	78.8	2:36.686	57.14	44.948	10:49:09.726
2 -	25.001	101.5	44.013	109.1	42.724	81.3	1:51.738 (1)	80.13		10:51:01.464
3 -	24.645	101.9	45.160	54.5	55.336	76.6	2:05.141 (2)	71.55	13.403	10:53:06.605
4 -	38.561	87.6	57.792	48.2	53.813	57.6	2:30.166	59.63	38.428	10:55:36.771
5 -	38.969	82.8	56.541	61.0	52.874	75.8	2:28.384	60.34	36.646	10:58:05.155
6 -	35.468	90.5	1:00.671	73.1	50.073	78.6	2:26.212 (3)	61.24	34.474	11:00:31.367

P24 85		Matthew WILSON				Golf GTI - Complete Racing				
LAP	SECTOR 1		SECTOR 2		SECTOR 3		LAP TIME	MPH	DIFF	TIME OF DAY
1 -		89.5	1:18.180	104.6	46.668	72.2	2:43.034	54.92	42.690	10:49:16.074
2 -	28.885	82.8	50.098	105.1	47.397	77.2	2:06.380 (2)	70.85	6.036	10:51:22.454
3 -	26.723	96.6	47.528	106.3	46.093	78.0	2:00.344 (1)	74.40		10:53:22.798
4 -	27.224	91.3	53.831	48.8	53.961	67.2	2:15.016 (3)	66.32	14.672	10:55:37.814
5 -	38.670	86.8	56.421	59.9	54.362	76.1	2:29.453	59.91	29.109	10:58:07.267
6 -	34.411	89.3	1:00.533	67.7	50.417	77.5	2:25.361	61.60	25.017	11:00:32.628

P25 24		Philip MORRIS				Golf GTI - KPM Racing				
LAP	SECTOR 1		SECTOR 2		SECTOR 3		LAP TIME	MPH	DIFF	TIME OF DAY
1 -		90.0	46.657	112.5	44.571	78.5	2:07.327	70.32	13.281	10:48:40.367
2 -	25.293	103.2	45.702	112.0	43.051	79.5	1:54.046 (1)	78.51		10:50:34.413
3 -	34.366	56.9	57.794	54.6	55.867	52.1	2:28.027	60.49	33.981	10:53:02.440
4 -	36.914	78.1	58.554	54.2	54.183	41.9	2:29.651	59.83	35.605	10:55:32.091
5 -	37.982	68.9	57.232	58.4	52.559	60.1	2:27.773 (3)	60.59	33.727	10:57:59.864
6 -	34.828	79.8	1:00.117	73.2	51.163	80.1	2:26.108 (2)	61.28	32.062	11:00:25.972

P26 19		David FAIRBROTHER				Scirocco R - Slidesports/Pall-Ex				
LAP	SECTOR 1		SECTOR 2		SECTOR 3		LAP TIME	MPH	DIFF	TIME OF DAY
1 -		91.0	45.789	108.2	44.866	78.2	2:03.662	72.41	1.465	10:48:36.702
2 -	24.916	103.0	53.259	107.5	44.022	78.0	2:02.197 (1)	73.27		10:50:38.899
3 -	31.888	48.9	57.893	55.4	55.577	66.3	2:25.358 (2)	61.60	23.161	10:53:04.257
4 -	37.504	75.4	58.722	52.5	53.321	49.8	2:29.547	59.87	27.350	10:55:33.804
5 -	38.397	86.4	57.163	52.5	53.418	74.1	2:28.978	60.10	26.781	10:58:02.782
6 -	34.187	86.8	1:01.037	67.8	50.745	80.0	2:25.969 (3)	61.34	23.772	11:00:28.751

Weather / Track : Bright / Dry

Donington Park GP
Circuit Length = 2.4873 miles
Start: 10:46 Flag 11:00 End: 11:06

APR Volkswagen Racing Cup

RACE 1 - ROUND 13 - SECTOR ANALYSIS

SECTOR 1 = FL to I1, SECTOR 2 = I1 to I2, SECTOR 3 = I2 to FL, DIFF = Difference To Personal Best Lap

P27	41	Sam MORGAN		Golf GTI - KPM Racing					
LAP	SECTOR 1	SECTOR 2	SECTOR 3	LAP TIME	MPH	DIFF	TIME OF DAY		
1 -	OUTLAP	91.9	45.470	110.9	43.801	79.0	16:00.357	9.32	11:02:33.397

APR Volkswagen Racing Cup

RACE 1 - ROUND 13 - BEST SECTORS

SECTOR 1			SECTOR 2			SECTOR 3			IDEAL / BEST COMPARISON						
POS	NO	NAME	TIME	NO	NAME	TIME	NO	NAME	TIME	POS	NO	NAME	IDEAL	BEST	DIFF
1	15	WYLIE	23.791	4	LINES	42.034	8	MASON	41.232						
2	8	MASON	23.926	15	WYLIE	42.106	15	WYLIE	41.399	1	15	WYLIE	1:47.296	1:47.554	0.258
3	34	GILHAM	23.949	8	MASON	42.180	13	FULBROOK	41.726	2	8	MASON	1:47.338	1:47.338	0.000
4	5	LEVETT	24.108	30	DEPPER	42.244	5	LEVETT	42.019	3	13	FULBROOK	1:48.367	1:48.367	0.000
5	30	DEPPER	24.186	11	HOUSE	42.265	11	HOUSE	42.146	4	5	LEVETT	1:48.595	1:49.053	0.458
6	13	FULBROOK	24.189	34	GILHAM	42.323	4	LINES	42.185	5	4	LINES	1:48.600	1:49.577	0.977
7	11	HOUSE	24.351	13	FULBROOK	42.452	30	DEPPER	42.542	6	11	HOUSE	1:48.762	1:50.262	1.500
8	77	SUTTON	24.365	5	LEVETT	42.468	50	WILSON	42.566	7	30	DEPPER	1:48.972	1:48.972	0.000
9	81	GILBERT	24.374	77	SUTTON	42.544	32	GRIFFIN	42.594	8	34	GILHAM	1:49.608	1:50.206	0.598
10	4	LINES	24.381	32	GRIFFIN	42.919	40	TOMLINSON	42.724	9	77	SUTTON	1:49.740	1:49.740	0.000
11	50	WILSON	24.388	47	BARLEY	43.004	77	SUTTON	42.831	10	50	WILSON	1:50.130	1:51.348	1.218
12	48	MORGAN	24.509	48	MORGAN	43.059	47	BARLEY	42.837	11	32	GRIFFIN	1:50.187	1:50.986	0.799
13	2	GALLAGHER	24.606	50	WILSON	43.176	24	MORRIS	43.051	12	48	MORGAN	1:50.715	1:50.715	0.000
14	40	TOMLINSON	24.645	2	GALLAGHER	43.472	81	GILBERT	43.122	13	47	BARLEY	1:50.748	1:50.915	0.167
15	32	GRIFFIN	24.674	40	TOMLINSON	44.013	48	MORGAN	43.147	14	40	TOMLINSON	1:51.382	1:51.738	0.356
16	31	DEHADRAY	24.696	96	THOMPSON	44.322	34	GILHAM	43.336	15	2	GALLAGHER	1:51.854	1:51.854	0.000
17	47	BARLEY	24.907	81	GILBERT	44.507	2	GALLAGHER	43.776	16	81	GILBERT	1:52.003	1:54.184	2.181
18	19	FAIRBROTHER	24.916	31	DEHADRAY	44.715	41	MORGAN	43.801	17	31	DEHADRAY	1:53.972	1:54.121	0.149
19	20	PERKINS	25.070	20	PERKINS	45.038	7	GARNSWORTHY	43.882	18	24	MORRIS	1:54.046	1:54.046	0.000
20	51	ANDREWS	25.247	41	MORGAN	45.470	19	FAIRBROTHER	44.022	19	20	PERKINS	1:54.229	1:54.229	0.000
21	24	MORRIS	25.293	51	ANDREWS	45.659	44	RILEY	44.056	20	96	THOMPSON	1:54.354	1:54.354	0.000
22	96	THOMPSON	25.302	69	CLYNES	45.695	20	PERKINS	44.121	21	19	FAIRBROTHER	1:54.727	2:02.197	7.470
23	69	CLYNES	25.397	24	MORRIS	45.702	51	ANDREWS	44.351	22	51	ANDREWS	1:55.257	1:55.257	0.000
24	44	RILEY	25.754	44	RILEY	45.712	69	CLYNES	44.359	23	69	CLYNES	1:55.451	1:55.451	0.000
25	7	GARNSWORTHY	26.538	19	FAIRBROTHER	45.789	31	DEHADRAY	44.561	24	44	RILEY	1:55.522	1:55.522	0.000
26	85	WILSON	26.723	7	GARNSWORTHY	46.656	96	THOMPSON	44.730	25	7	GARNSWORTHY	1:57.076	1:57.076	0.000
27				85	WILSON	47.528	85	WILSON	46.093	26	85	WILSON	2:00.344	2:00.344	0.000
28				65	MILNER	1:05.050				27	41	MORGAN			
29															
30															
31															

Donington Park GP
 Circuit Length = 2.4873 miles
 Start: 10:46 Flag 11:00 End: 11:06

Weather / Track : Bright / Dry

Results can be found at www.tsl-timing.com

Printed - 11:10 Sunday, 06 October 2013

APR Volkswagen Racing Cup

RACE 1 - ROUND 13 - BEST SPEEDS

POS	SECTOR 1			SECTOR 2			FINISH LINE		
	NO	NAME	MPH	NO	NAME	MPH	NO	NAME	MPH
1	4	Stewart LINES	113.3	34	Tony GILHAM	115.7	7	David GARNSWORTHY	83.3
2	30	Martin DEPPER	111.1	15	Ross WYLIE	114.1	34	Tony GILHAM	82.4
3	5	Chris LEVETT	109.6	5	Chris LEVETT	113.7	48	Richard MORGAN	81.7
4	8	Aaron MASON	109.6	4	Stewart LINES	113.1	40	Simon TOMLINSON	81.3
5	15	Ross WYLIE	109.2	13	Joe FULBROOK	113.1	81	Henry GILBERT	81.3
6	13	Joe FULBROOK	108.7	50	Darelle WILSON	112.9	4	Stewart LINES	81.2
7	50	Darelle WILSON	108.4	32	Kieran GRIFFIN	112.7	50	Darelle WILSON	81.2
8	20	Graham PERKINS	107.3	2	Kieran GALLAGHER	112.5	5	Chris LEVETT	81.0
9	77	David SUTTON	107.0	24	Philip MORRIS	112.5	51	Simon ANDREWS	81.0
10	31	Paul DEHADRAY	105.1	8	Aaron MASON	112.2	15	Ross WYLIE	80.7
11	96	Cameron THOMPSON	104.6	11	Philip HOUSE	112.2	31	Paul DEHADRAY	80.7
12	24	Philip MORRIS	103.2	81	Henry GILBERT	112.2	2	Kieran GALLAGHER	80.4
13	19	David FAIRBROTHER	103.0	96	Cameron THOMPSON	112.2	11	Philip HOUSE	80.4
14	32	Kieran GRIFFIN	102.9	30	Martin DEPPER	112.0	13	Joe FULBROOK	80.1
15	81	Henry GILBERT	102.6	77	David SUTTON	112.0	24	Philip MORRIS	80.1
16	11	Philip HOUSE	102.2	47	Tom BARLEY	111.8	44	Robin RILEY	80.1
17	40	Simon TOMLINSON	101.9	31	Paul DEHADRAY	111.6	8	Aaron MASON	80.0
18	34	Tony GILHAM	101.5	7	David GARNSWORTHY	111.2	19	David FAIRBROTHER	80.0
19	48	Richard MORGAN	100.6	41	Sam MORGAN	110.9	32	Kieran GRIFFIN	79.9
20	47	Tom BARLEY	100.3	69	Mark CLYNES	110.7	47	Tom BARLEY	79.9
21	69	Mark CLYNES	98.6	20	Graham PERKINS	110.1	69	Mark CLYNES	79.7
22	2	Kieran GALLAGHER	98.5	48	Richard MORGAN	110.0	77	David SUTTON	79.4
23	51	Simon ANDREWS	98.5	51	Simon ANDREWS	109.2	41	Sam MORGAN	79.0
24	85	Matthew WILSON	96.6	40	Simon TOMLINSON	109.1	30	Martin DEPPER	78.9
25	44	Robin RILEY	95.8	44	Robin RILEY	108.9	20	Graham PERKINS	78.1
26	14	Josh CAYGILL	94.6	19	David FAIRBROTHER	108.2	85	Matthew WILSON	78.0
27	41	Sam MORGAN	91.9	85	Matthew WILSON	106.3	96	Cameron THOMPSON	77.4
28	7	David GARNSWORTHY	87.9	65	Craig MILNER	69.4			
29	65	Craig MILNER	68.8						
30									
31									

Weather / Track : Bright / Dry

Results can be found at www.tsl-timing.com

Donington Park GP
Circuit Length = 2.4873 miles
Start: 10:46 Flag 11:00 End: 11:06

Printed - 11:11 Sunday, 06 October 2013

APR Volkswagen Racing Cup

RACE 1 - ROUND 13 - POSITION CHART

No	Name	Lap Pos	Lap					
			1	2	3	4	5	6
15	WYLIE	1	15	15	15	15	15	15
13	FULBROOK	2	8	8	8	8	8	8
8	MASON	3	13	13	13	13	13	13
30	DEPPER	4	5	5	5	5	5	5
41	MORGAN	5	30	30	30	30	30	30
5	LEVETT	6	4	4	4	4	4	4
4	LINES	7	11	11	11	11	11	11
14	CAYGILL	8	77	77	77	77	77	77
77	SUTTON	9	47	47	47	47	47	47
11	HOUSE	10	32	32	32	32	32	32
32	GRIFFIN	11	50	34	34	34	34	34
81	GILBERT	12	34	50	50	50	50	50
33	HILL	13	48	48	48	48	48	48
40	TOMLINSON	14	2	2	2	2	2	2
48	MORGAN	15	19	81	81	81	81	81
47	BARLEY	16	81	31	31	31	31	31
99	WALKER-TULLEY	17	31	96	96	96	96	96
65	MILNER	18	96	20	20	20	20	20
51	ANDREWS	19	20	24	24	24	24	24
24	MORRIS	20	69	69	69	69	69	69
19	FAIRBROTHER	21	24	51	51	51	51	51
50	WILSON	22	51	19	19	19	19	19
34	GILHAM	23	44	44	44	44	44	44
2	GALLAGHER	24	7	7	7	7	7	7
31	DEHADRAY	25	40	40	40	40	40	40
20	PERKINS	26	85	85	85	85	85	85
96	THOMPSON	27	41					
69	CLYNES	28						
7	GARNSWORTHY	29						
85	WILSON	30						
44	RILEY	31						


Weather / Track : Bright / Dry

Results can be found at www.tsl-timing.com

Donington Park GP
 Circuit Length = 2.4873 miles
 Start: 10:46 Flag 11:00 End: 11:06

Printed - 11:13 Sunday, 06 October 2013

APR Volkswagen Racing Cup RACE 2 - ROUND 14 - GRID

ROW 16	31	65 Craig MILNER	32	72 Jim CARTWRIGHT
ROW 15	29	33 Tommy HILL	30	99 Jack WALKER-TULLEY
ROW 14	27	41 Sam MORGAN	28	14 Josh CAYGILL
ROW 13	25	24 Philip MORRIS	26	19 David FAIRBROTHER
ROW 12	23	40 Simon TOMLINSON	24	85 Matthew WILSON
ROW 11	21	44 Robin RILEY	22	7 David GARNSWORTHY
ROW 10	19	69 Mark CLYNES	20	51 Simon ANDREWS
ROW 9	17	96 Cameron THOMPSON	18	20 Graham PERKINS
ROW 8	15	81 Henry GILBERT	16	31 Paul DEHADRAY
ROW 7	13	48 Richard MORGAN	14	2 Kieran GALLAGHER
ROW 6	11	34 Tony GILHAM	12	50 Darelle WILSON
ROW 5	9	47 Tom BARLEY	10	32 Kieran GRIFFIN
ROW 4	7	11 Philip HOUSE	8	77 David SUTTON
ROW 3	5	8 Aaron MASON	6	15 Ross WYLIE
ROW 2	3	5 Chris LEVETT	4	13 Joe FULBROOK
ROW 1	1	4 Stewart LINES	2	30 Martin DEPPER
Pole				
				

Donington Park GP
Circuit Length = 2.4873 miles

These results are provisional until the conclusion of any judicial and technical matters.

Clerk Of Course :

Timekeeper :

APR Volkswagen Racing Cup

RACE 2 - ROUND 14 - CLASSIFICATION

POS	NO	NAME	ENTRY	LAPS	TIME	GAP	DIFF	MPH	BEST	ON
1	8	Aaron MASON	Scirocco R - AWM/Warranty Direct	12	21:31.002			83.23	1:46.281	12
2	30	Martin DEPPE	Scirocco R - KPM Racing	12	21:31.169	0.167	0.167	83.22	1:46.180	11
3	4	Stewart LINES	Scirocco R - KPM Racing	12	21:31.611	0.609	0.442	83.19	1:45.857	10
4	13	Joe FULBROOK	Golf GTI - AWM/Warranty Direct	12	21:32.095	1.093	0.484	83.16	1:46.199	11
5	77	David SUTTON	Golf GTI - AWM/Warranty Direct	12	21:43.083	12.081	10.988	82.46	1:46.436	8
6	41	Sam MORGAN	Golf GTI - KPM Racing	12	21:48.090	17.088	5.007	82.14	1:46.382	6
7	15	Ross WYLIE	Scirocco R - Slidesports	12	21:49.885	18.883	1.795	82.03	1:46.724	4
8	47	Tom BARLEY	Golf GTI - Team Hard	12	21:51.042	20.040	1.157	81.96	1:46.309	9
9	14	Josh CAYGILL	Golf GTI - AWM/Warranty Direct	12	21:51.383	20.381	0.341	81.93	1:46.699	8
10	11	Philip HOUSE	Scirocco R - PH Motorsport	12	21:53.437	22.435	2.054	81.81	1:47.788	3
11	81	Henry GILBERT	Golf GTI - Henry Gilbert Racing	12	21:55.542	24.540	2.105	81.67	1:47.516	5
12	32	Kieran GRIFFIN	Scirocco R - JWB Motorsport	12	21:58.600	27.598	3.058	81.49	1:47.544	7
13	33	Tommy HILL	Golf GTI - JWB Motorsport	12	22:02.339	31.337	3.739	81.26	1:48.202	8
14	99	Jack WALKER-TULLEY	Golf GTI - CMW Racing	12	22:14.823	43.821	12.484	80.50	1:48.338	6
15	48	Richard MORGAN	Golf GTI - Slidesports	12	22:16.399	45.397	1.576	80.40	1:49.243	5
16	51	Simon ANDREWS	Golf GTI - Warranty Direct Racing	12	22:23.755	52.753	7.356	79.96	1:49.520	5
17	65	Craig MILNER	Golf GTI - 20Ten Racing	12	22:38.618	1:07.616	14.863	79.09	1:50.159	8
18	44	Robin RILEY	Scirocco R - AWM/Warranty Direct	12	22:43.889	1:12.887	5.271	78.78	1:50.508	9
19	31	Paul DEHADRAY	Golf GTI - JWB Motorsport	12	22:44.317	1:13.315	0.428	78.75	1:50.650	8
20	69	Mark CLYNES	Golf GTI - JWB Motorsport	12	22:44.747	1:13.745	0.430	78.73	1:50.794	9
21	20	Graham PERKINS	Golf GTI - Team Hard	12	22:47.949	1:16.947	3.202	78.55	1:50.075	12
22	96	Cameron THOMPSON	Golf GTI - Zest Racecar Engineering	12	22:50.876	1:19.874	2.927	78.38	1:51.019	9
23	85	Matthew WILSON	Golf GTI - Complete Racing	12	22:51.868	1:20.866	0.992	78.32	1:50.492	7
24	2	Kieran GALLAGHER	Golf GTI - Team Hard	11	22:52.462	1 Lap	1 Lap	71.76	1:49.039	7
25	19	David FAIRBROTHER	Scirocco R - Slidesports/Pall-Ex	10	22:12.215	2 Laps	1 Lap	67.21	1:51.177	7

NOT CLASSIFIED

DNF	34	Tony GILHAM	Golf GTI - Team Hard	10	19:29.907	2 Laps		76.53	1:46.901	3
DNF	5	Chris LEVETT	Scirocco R - JWB Motorsport	7	12:59.929	5 Laps	3 Laps	80.36	1:46.821	4
DNF	50	Darelle WILSON	Golf GTI - Team Hard	6	11:31.008	6 Laps	1 Lap	77.75	1:47.967	3
DNF	7	David GARNSWORTHY	Caddy Van - Vanworx	4	7:51.798	8 Laps	2 Laps	75.91	1:52.063	3
DNF	40	Simon TOMLINSON	Golf GTI - AWM/Warranty Direct	1	2:08.088	11 Laps	3 Laps	69.90		

FASTEST LAP

4	Stewart LINES	Scirocco R - KPM Racing	10	1:45.857	84.59 mph	136.13 kph
---	---------------	-------------------------	----	----------	-----------	------------

Weather / Track : Bright / Dry

These results are provisional until the conclusion of any judicial and technical matters.

Donington Park GP

Circuit Length = 2.4873 miles

Start: 15:48 Flag 16:10 End: 16:11

Clerk Of Course :

Timekeeper :

APR Volkswagen Racing Cup

RACE 2 - ROUND 14 - LAP CHART

LAP 1			LAP 2			LAP 3			LAP 4			LAP 5		
NO	BEHIND	LAP TIME	NO	BEHIND	LAP TIME	NO	BEHIND	LAP TIME	NO	BEHIND	LAP TIME	NO	BEHIND	LAP TIME
8		1:54.096	8		1:47.087	8		1:46.974	30		1:46.749	30		1:46.894
30	0.291	1:54.387	30	0.807	1:47.603	30	0.333	1:46.500	8	0.025	1:47.107	8	0.404	1:47.273
13	0.630	1:54.726	13	1.134	1:47.591	13	0.860	1:46.700	13	0.540	1:46.762	15	1.073	1:47.019
15	1.258	1:55.354	15	1.419	1:47.248	15	1.306	1:46.861	15	0.948	1:46.724	4	1.304	1:46.936
4	1.704	1:55.800	4	1.838	1:47.221	4	1.511	1:46.647	4	1.262	1:46.833	13	2.714	1:49.068
77	2.719	1:56.815	11	3.806	1:47.912	11	4.620	1:47.788	77	6.176	1:48.136	34	7.181	1:47.742
11	2.981	1:57.077	77	4.700	1:49.068	77	5.122	1:47.396	34	6.333	1:47.108	77	7.795	1:48.513
32	3.606	1:57.702	34	6.380	1:49.315	34	6.307	1:46.901	5	7.731	1:46.821	5	8.108	1:47.271
34	4.152	1:58.248	5	7.426	1:50.051	5	7.992	1:47.540	11	7.922	1:50.384	11	9.356	1:48.328
5	4.462	1:58.558	32	7.982	1:51.463	32	8.716	1:47.708	32	9.401	1:47.767	32	10.119	1:47.612
47	5.292	1:59.388	50	8.556	1:50.086	50	9.549	1:47.967	81	12.355	1:49.188	81	12.977	1:47.516
50	5.557	1:59.653	81	8.861	1:49.922	81	10.249	1:48.362	14	12.685	1:49.178	14	13.344	1:47.553
81	6.026	2:00.122	47	9.142	1:50.937	14	10.589	1:47.658	47	15.206	1:50.896	47	16.770	1:48.458
14	9.049	2:03.145	14	9.905	1:47.943	47	11.392	1:49.224	41	18.797	1:48.502	41	18.666	1:46.763
2	10.123	2:04.219	2	12.856	1:49.820	2	16.682	1:50.800	33	19.703	1:49.244	33	21.047	1:48.238
20	10.604	2:04.700	41	14.004	1:49.738	41	17.377	1:50.347	50	21.343	1:58.876	50	23.853	1:49.404
41	11.353	2:05.449	20	15.333	1:51.816	33	17.541	1:48.990	48	22.577	1:49.679	48	24.926	1:49.243
33	11.682	2:05.778	33	15.525	1:50.930	48	19.980	1:50.711	51	24.978	1:50.528	51	27.604	1:49.520
48	12.211	2:06.307	48	16.243	1:51.119	51	21.532	1:50.888	20	27.375	1:52.469	99	30.093	1:49.472
31	12.998	2:07.094	51	17.618	1:51.472	20	21.988	1:53.629	99	27.515	1:49.633	20	39.515	1:59.034
51	13.233	2:07.329	31	20.638	1:54.727	99	24.964	1:50.793	65	33.083	1:51.690	65	40.404	1:54.215
69	13.715	2:07.811	99	21.145	1:53.271	31	27.444	1:53.780	31	33.601	1:53.239	31	40.804	1:54.097
40	13.992	2:08.088	69	22.231	1:55.603	65	28.475	1:52.150	69	35.436	1:52.712	69	41.471	1:52.929
99	14.961	2:09.057	19	22.867	1:54.820	69	29.806	1:54.549	44	36.290	1:52.973	44	42.533	1:53.137
19	15.134	2:09.230	65	23.299	1:54.763	44	30.399	1:51.731	7	36.559	1:52.344	85	44.318	1:52.965
65	15.623	2:09.719	44	25.642	1:54.464	7	31.297	1:52.063	85	38.247	1:51.917	96	47.207	1:51.338
44	18.265	2:12.361	7	26.208	1:54.214	85	33.412	1:52.996	96	42.763	1:51.956	19	1 Lap	3:38.153
7	19.081	2:13.177	85	27.390	1:54.690	96	37.889	1:53.644	2	44.919	2:15.319 P			
85	19.787	2:13.883	96	31.219	1:52.392	19	52.469	2:16.576 P						
96	25.914	2:20.010												

Weather / Track : Bright / Dry

Results can be found at www.tsl-timing.com

Page 1 of 3

Donington Park GP

Circuit Length = 2.4873 miles

Start: 15:48 Flag 16:10 End: 16:11

Printed - 16:14 Sunday, 06 October 2013

APR Volkswagen Racing Cup

RACE 2 - ROUND 14 - LAP CHART

LAP 6			LAP 7			LAP 8			LAP 9			LAP 10		
NO	BEHIND	LAP TIME	NO	BEHIND	LAP TIME	NO	BEHIND	LAP TIME	NO	BEHIND	LAP TIME	NO	BEHIND	LAP TIME
8		1:47.311	8		1:47.513	8		1:47.864	8		1:46.613	8		1:46.387
30	0.373	1:48.088	30	0.042	1:47.182	30	0.498	1:48.320	30	0.377	1:46.492	30	0.542	1:46.552
4	0.886	1:47.297	4	0.585	1:47.212	4	0.599	1:47.878	4	1.367	1:47.381	4	0.837	1:45.857
15	1.746	1:48.388	13	1.707	1:46.518	13	1.034	1:47.191	13	1.588	1:47.167	13	1.423	1:46.222
13	2.702	1:47.703	15	2.111	1:47.878	15	1.972	1:47.725	15	4.039	1:48.680	77	8.467	1:47.540
77	7.985	1:47.905	77	7.801	1:47.329	77	6.373	1:46.436	77	7.314	1:47.554	15	10.771	1:53.119
34	8.528	1:49.062	34	8.468	1:47.453	34	7.582	1:46.978	34	9.161	1:48.192	11	16.004	1:49.547
5	8.826	1:48.433	32	10.022	1:47.544	32	10.059	1:47.901	11	12.844	1:48.581	41	16.371	1:46.502
32	9.991	1:47.587	11	10.850	1:48.032	11	10.876	1:47.890	14	12.847	1:46.903	47	18.034	1:47.621
11	10.331	1:48.690	14	13.722	1:47.160	14	12.557	1:46.699	41	16.256	1:46.430	14	18.723	1:52.263
14	14.075	1:48.446	41	17.786	1:47.966	41	16.439	1:46.517	47	16.800	1:46.309	81	21.174	1:47.925
47	16.561	1:47.506	47	18.016	1:48.968	47	17.104	1:46.952	81	19.636	1:47.872	32	22.962	1:48.469
41	17.333	1:46.382	81	18.704	1:47.900	81	18.377	1:47.537	32	20.880	1:57.434	33	27.083	1:48.472
81	18.317	1:53.055	5	22.568	2:01.255 P	33	23.071	1:48.202	33	24.998	1:48.540	48	37.947	1:49.769
33	21.809	1:48.477	33	22.733	1:48.437	48	31.532	1:49.287	48	34.565	1:49.646	99	38.178	1:49.242
48	27.127	1:49.916	48	30.109	1:50.495	99	33.457	1:48.624	99	35.323	1:48.479	51	44.552	1:50.522
51	30.365	1:50.476	99	32.697	1:49.494	51	36.670	1:50.103	51	40.417	1:50.360	65	58.930	1:50.233
99	30.716	1:48.338	51	34.431	1:51.579	65	50.100	1:50.159	20	55.073	1:51.249	31	1:01.720	1:51.547
50	41.160	2:05.022 P	20	47.523	1:50.848	20	50.437	1:50.778	65	55.084	1:51.597	69	1:03.410	1:51.386
65	43.956	1:51.267	65	47.805	1:51.362	31	52.413	1:50.650	31	56.560	1:50.760	44	1:03.775	1:51.235
20	44.188	1:52.388	31	49.627	1:52.000	69	54.230	1:51.469	69	58.411	1:50.794	20	1:06.404	1:57.718
31	45.140	1:52.051	44	50.388	1:51.294	44	55.032	1:52.508	44	58.927	1:50.508	85	1:08.011	1:53.472
44	46.607	1:51.789	69	50.625	1:51.380	85	55.846	1:52.325	85	1:00.926	1:51.693	96	1:08.787	1:52.084
69	46.758	1:53.002	85	51.385	1:50.492	96	58.684	1:51.514	96	1:03.090	1:51.019	2	1 Lap	1:49.380
85	48.406	1:51.803	96	55.034	1:51.913	2	1 Lap	1:49.039	2	1 Lap	1:49.278	34	1:31.682	3:08.908 P
96	50.634	1:51.142	2	1 Lap	1:49.654	19	1 Lap	1:51.177	19	1 Lap	1:57.912	19	1 Lap	2:09.340
19	1 Lap	1:52.570	19	1 Lap	1:52.654									
2	1 Lap	3:53.857												

Weather / Track : Bright / Dry

APR Volkswagen Racing Cup

RACE 2 - ROUND 14 - LAP CHART

LAP 11			LAP 12		
NO	BEHIND	LAP TIME	NO	BEHIND	LAP TIME
8		1:46.496	8		1:46.281
30	0.226	1:46.180	30	0.167	1:46.222
4	0.890	1:46.549	4	0.609	1:46.000
13	1.126	1:46.199	13	1.093	1:46.248
77	10.178	1:48.207	77	12.081	1:48.184
15	14.867	1:50.592	41	17.088	1:46.694
41	16.675	1:46.800	15	18.883	1:50.297
11	17.703	1:48.195	47	20.040	1:48.053
47	18.268	1:46.730	14	20.381	1:47.470
14	19.192	1:46.965	11	22.435	1:51.013
81	22.522	1:47.844	81	24.540	1:48.299
32	24.990	1:48.524	32	27.598	1:48.889
33	29.146	1:48.559	33	31.337	1:48.472
99	40.952	1:49.270	19	2 Laps	2:29.783 P
48	42.059	1:50.608	99	43.821	1:49.150
51	48.601	1:50.545	48	45.397	1:49.619
65	1:03.148	1:50.714	51	52.753	1:50.433
31	1:07.526	1:52.302	65	1:07.616	1:50.749
69	1:07.850	1:50.936	44	1:12.887	1:50.727
44	1:08.441	1:51.162	31	1:13.315	1:52.070
20	1:13.153	1:53.245	69	1:13.745	1:52.176
96	1:14.562	1:52.271	20	1:16.947	1:50.075
85	1:14.794	1:53.279	96	1:19.874	1:51.593
2	1 Lap	1:49.821	85	1:20.866	1:52.353
			2	1 Lap	1:51.275

Weather / Track : Bright / Dry

Results can be found at www.tsl-timing.com

Page 3 of 3

Donington Park GP
Circuit Length = 2.4873 miles
Start: 15:48 Flag 16:10 End: 16:11

Printed - 16:14 Sunday, 06 October 2013

APR Volkswagen Racing Cup

RACE 2 - ROUND 14 - SECTOR ANALYSIS

SECTOR 1 = FL to I1, SECTOR 2 = I1 to I2, SECTOR 3 = I2 to FL, DIFF = Difference To Personal Best Lap

P1		8		Aaron MASON		Scirocco R - AWM/Warranty Direct				
LAP	SECTOR 1		SECTOR 2		SECTOR 3		LAP TIME	MPH	DIFF	TIME OF DAY
1 -		104.2	44.444	110.0	41.429	79.3	1:54.096	78.48	7.815	15:50:26.819
2 -	23.826	111.2	42.099	110.9	41.162	78.6	1:47.087	83.61	0.806	15:52:13.906
3 -	23.632	114.7	42.029	110.7	41.313	79.3	1:46.974	83.70	0.693	15:54:00.880
4 -	23.452	116.1	41.935	111.8	41.720	78.4	1:47.107	83.60	0.826	15:55:47.987
5 -	23.923	112.2	41.980	112.7	41.370	79.2	1:47.273	83.47	0.992	15:57:35.260
6 -	23.670	113.7	42.211	111.4	41.430	78.6	1:47.311	83.44	1.030	15:59:22.571
7 -	23.466	115.1	42.300	107.0	41.747	79.2	1:47.513	83.28	1.232	16:01:10.084
8 -	23.583	113.7	42.064	111.6	42.217	78.2	1:47.864	83.01	1.583	16:02:57.948
9 -	23.506	115.9	41.922	110.7	41.185	79.1	1:46.613	83.99	0.332	16:04:44.561
10 -	23.540	115.3	41.951	111.6	40.896	78.1	1:46.387 (2)	84.16	0.106	16:06:30.948
11 -	23.582	116.9	41.982	111.2	40.932	79.3	1:46.496 (3)	84.08	0.215	16:08:17.444
12 -	23.408	114.9	41.894	112.4	40.979	80.5	1:46.281 (1)	84.25		16:10:03.725

P2		30		Martin DEPPER		Scirocco R - KPM Racing				
LAP	SECTOR 1		SECTOR 2		SECTOR 3		LAP TIME	MPH	DIFF	TIME OF DAY
1 -		100.0	45.046	110.9	41.398	78.2	1:54.387	78.28	8.207	15:50:27.110
2 -	23.913	112.7	42.154	111.4	41.536	78.2	1:47.603	83.21	1.423	15:52:14.713
3 -	23.640	116.3	41.864	110.7	40.996	78.7	1:46.500	84.07	0.320	15:54:01.213
4 -	23.457	117.5	41.841	110.1	41.451	78.2	1:46.749	83.88	0.569	15:55:47.962
5 -	23.781	115.5	41.986	109.4	41.127	78.4	1:46.894	83.76	0.714	15:57:34.856
6 -	23.812	111.8	42.664	112.0	41.612	78.6	1:48.088	82.84	1.908	15:59:22.944
7 -	23.562	115.5	41.891	109.6	41.729	78.4	1:47.182	83.54	1.002	16:01:10.126
8 -	23.850	109.2	41.937	111.2	42.533	78.6	1:48.320	82.66	2.140	16:02:58.446
9 -	23.494	116.9	41.892	110.5	41.106	78.1	1:46.492 (3)	84.08	0.312	16:04:44.938
10 -	23.523	117.1	42.078	110.7	40.951	78.0	1:46.552	84.03	0.372	16:06:31.490
11 -	23.460	116.7	41.883	110.1	40.837	78.4	1:46.180 (1)	84.33		16:08:17.670
12 -	23.527	115.9	41.789	111.4	40.906	78.2	1:46.222 (2)	84.29	0.042	16:10:03.892

P3		4		Stewart LINES		Scirocco R - KPM Racing				
LAP	SECTOR 1		SECTOR 2		SECTOR 3		LAP TIME	MPH	DIFF	TIME OF DAY
1 -		101.9	45.217	108.9	42.528	80.2	1:55.800	77.32	9.943	15:50:28.523
2 -	23.602	113.3	42.066	112.2	41.553	80.0	1:47.221	83.51	1.364	15:52:15.744
3 -	23.553	112.7	41.739	112.7	41.355	82.0	1:46.647	83.96	0.790	15:54:02.391
4 -	23.838	111.6	41.705	112.2	41.290	81.3	1:46.833	83.81	0.976	15:55:49.224
5 -	23.590	110.7	42.023	113.1	41.323	80.6	1:46.936	83.73	1.079	15:57:36.160
6 -	23.786	113.9	41.999	112.4	41.512	79.7	1:47.297	83.45	1.440	15:59:23.457
7 -	23.546	111.4	41.873	111.8	41.793	81.2	1:47.212	83.52	1.355	16:01:10.669
8 -	23.554	109.4	41.977	112.5	42.347	81.2	1:47.878	83.00	2.021	16:02:58.547
9 -	23.869	115.5	41.692	112.9	41.820	79.8	1:47.381	83.38	1.524	16:04:45.928
10 -	23.337	112.5	41.709	112.7	40.811	79.8	1:45.857 (1)	84.59		16:06:31.785
11 -	23.582	112.7	41.703	112.9	41.264	79.6	1:46.549 (3)	84.04	0.692	16:08:18.334
12 -	23.349	114.7	41.495	113.3	41.156	80.3	1:46.000 (2)	84.47	0.143	16:10:04.334

P4		13		Joe FULBROOK		Golf GTI - AWM/Warranty Direct				
LAP	SECTOR 1		SECTOR 2		SECTOR 3		LAP TIME	MPH	DIFF	TIME OF DAY
1 -		99.8	44.768	110.3	41.613	78.7	1:54.726	78.05	8.527	15:50:27.449
2 -	23.895	111.2	41.988	113.3	41.708	79.0	1:47.591	83.22	1.392	15:52:15.040
3 -	23.739	110.7	41.771	113.1	41.190	78.4	1:46.700	83.92	0.501	15:54:01.740
4 -	23.656	112.0	41.992	112.4	41.114	78.5	1:46.762	83.87	0.563	15:55:48.502
5 -	23.698	111.6	41.851	113.7	43.519	77.7	1:49.068	82.09	2.869	15:57:37.570
6 -	24.155	107.8	42.053	112.7	41.495	78.1	1:47.703	83.14	1.504	15:59:25.273
7 -	23.481	111.6	41.760	112.7	41.277	78.7	1:46.518	84.06	0.319	16:01:11.791
8 -	23.539	111.8	41.688	113.3	41.964	79.4	1:47.191	83.53	0.992	16:02:58.982
9 -	23.872	111.4	41.640	113.9	41.655	78.5	1:47.167	83.55	0.968	16:04:46.149
10 -	23.445	112.0	41.795	113.3	40.982	78.4	1:46.222 (2)	84.29	0.023	16:06:32.371
11 -	23.442	113.9	41.629	114.1	41.128	80.7	1:46.199 (1)	84.31		16:08:18.570
12 -	23.420	112.9	41.461	114.1	41.367	79.9	1:46.248 (3)	84.27	0.049	16:10:04.818

Weather / Track : Bright / Dry

Donington Park GP
Circuit Length = 2.4873 miles
Start: 15:48 Flag 16:10 End: 16:11

APR Volkswagen Racing Cup

RACE 2 - ROUND 14 - SECTOR ANALYSIS

SECTOR 1 = FL to I1, SECTOR 2 = I1 to I2, SECTOR 3 = I2 to FL, DIFF = Difference To Personal Best Lap

P5		77		David SUTTON		Golf GTI - AWM/Warranty Direct				
LAP	SECTOR 1		SECTOR 2		SECTOR 3		LAP TIME	MPH	DIFF	TIME OF DAY
1 -		102.2	43.934	112.9	43.041	78.8	1:56.815	76.65	10.379	15:50:29.538
2 -	23.798	113.1	43.431	111.4	41.839	79.4	1:49.068	82.09	2.632	15:52:18.606
3 -	23.772	111.1	42.452	110.7	41.172	79.4	1:47.396 (3)	83.37	0.960	15:54:06.002
4 -	23.593	111.6	42.337	111.4	42.206	79.0	1:48.136	82.80	1.700	15:55:54.138
5 -	23.837	116.1	42.405	108.9	42.271	79.2	1:48.513	82.51	2.077	15:57:42.651
6 -	23.724	114.1	42.052	111.2	42.129	78.5	1:47.905	82.98	1.469	15:59:30.556
7 -	23.646	116.3	42.321	110.9	41.362	79.4	1:47.329 (2)	83.42	0.893	16:01:17.885
8 -	23.569	114.1	41.856	111.1	41.011	79.4	1:46.436 (1)	84.12		16:03:04.321
9 -	23.538	114.7	42.198	110.9	41.818	79.0	1:47.554	83.25	1.118	16:04:51.875
10 -	23.647	114.9	42.193	110.1	41.700	79.7	1:47.540	83.26	1.104	16:06:39.415
11 -	23.734	109.4	42.628	108.7	41.845	78.9	1:48.207	82.75	1.771	16:08:27.622
12 -	23.826	111.8	42.451	110.9	41.907	77.9	1:48.184	82.77	1.748	16:10:15.806

P6		41		Sam MORGAN		Golf GTI - KPM Racing				
LAP	SECTOR 1		SECTOR 2		SECTOR 3		LAP TIME	MPH	DIFF	TIME OF DAY
1 -		90.3	48.957	111.2	43.032	79.2	2:05.449	71.37	19.067	15:50:38.172
2 -	24.028	104.8	43.981	114.3	41.729	79.7	1:49.738	81.59	3.356	15:52:27.910
3 -	23.901	117.7	41.976	110.1	44.470	79.0	1:50.347	81.14	3.965	15:54:18.257
4 -	23.940	105.0	42.676	112.4	41.886	80.2	1:48.502	82.52	2.120	15:56:06.759
5 -	23.475	117.3	42.085	113.1	41.203	80.4	1:46.763	83.87	0.381	15:57:53.522
6 -	23.470	118.3	41.740	113.5	41.172	80.5	1:46.382 (1)	84.17		15:59:39.904
7 -	23.215	116.5	43.102	112.4	41.649	79.4	1:47.966	82.93	1.584	16:01:27.870
8 -	23.517	117.3	41.757	112.9	41.243	79.9	1:46.517	84.06	0.135	16:03:14.387
9 -	23.490	118.5	41.788	112.7	41.152	80.1	1:46.430 (2)	84.13	0.048	16:05:00.817
10 -	23.356	117.9	41.710	113.7	41.436	79.9	1:46.502 (3)	84.07	0.120	16:06:47.319
11 -	23.751	117.7	41.721	112.4	41.328	79.7	1:46.800	83.84	0.418	16:08:34.119
12 -	23.419	118.1	42.033	113.3	41.242	79.7	1:46.694	83.92	0.312	16:10:20.813

P7		15		Ross WYLIE		Scirocco R - Slidesports				
LAP	SECTOR 1		SECTOR 2		SECTOR 3		LAP TIME	MPH	DIFF	TIME OF DAY
1 -		102.7	44.684	112.5	42.034	79.0	1:55.354	77.62	8.630	15:50:28.077
2 -	23.598	113.3	42.084	113.9	41.566	79.1	1:47.248	83.49	0.524	15:52:15.325
3 -	23.628	111.6	41.855	113.5	41.378	79.3	1:46.861 (2)	83.79	0.137	15:54:02.186
4 -	23.770	115.7	41.734	113.1	41.220	78.8	1:46.724 (1)	83.90		15:55:48.910
5 -	23.653	110.9	41.981	112.5	41.385	78.4	1:47.019 (3)	83.67	0.295	15:57:35.929
6 -	24.306	113.5	42.230	111.8	41.852	77.5	1:48.388	82.61	1.664	15:59:24.317
7 -	23.706	113.1	42.057	111.6	42.115	77.4	1:47.878	83.00	1.154	16:01:12.195
8 -	23.900	111.8	41.998	110.5	41.827	79.1	1:47.725	83.12	1.001	16:02:59.920
9 -	23.756	111.6	42.634	100.7	42.290	78.1	1:48.680	82.39	1.956	16:04:48.600
10 -	23.947	109.4	46.298	91.0	42.874	77.2	1:53.119	79.15	6.395	16:06:41.719
11 -	24.516	108.2	43.805	100.6	42.271	78.6	1:50.592	80.96	3.868	16:08:32.311
12 -	23.874	110.7	42.334	109.8	44.089	65.5	1:50.297	81.18	3.573	16:10:22.608

P8		47		Tom BARLEY		Golf GTI - Team Hard				
LAP	SECTOR 1		SECTOR 2		SECTOR 3		LAP TIME	MPH	DIFF	TIME OF DAY
1 -		84.9	44.585	112.7	43.797	78.3	1:59.388	75.00	13.079	15:50:32.111
2 -	24.135	99.5	44.317	110.5	42.485	79.4	1:50.937	80.71	4.628	15:52:23.048
3 -	24.055	103.2	43.545	111.8	41.624	79.1	1:49.224	81.98	2.915	15:54:12.272
4 -	23.772	104.6	42.600	111.6	44.524	79.6	1:50.896	80.74	4.587	15:56:03.168
5 -	23.841	104.2	43.083	110.1	41.534	80.4	1:48.458	82.56	2.149	15:57:51.626
6 -	23.657	106.6	42.472	110.9	41.377	79.8	1:47.506	83.29	1.197	15:59:39.132
7 -	23.661	109.1	43.960	112.4	41.347	77.9	1:48.968	82.17	2.659	16:01:28.100
8 -	23.792	107.2	42.048	111.2	41.112	80.0	1:46.952 (3)	83.72	0.643	16:03:15.052
9 -	23.525	110.1	42.042	111.4	40.742	80.4	1:46.309 (1)	84.23		16:05:01.361
10 -	23.524	110.7	42.692	109.4	41.405	79.5	1:47.621	83.20	1.312	16:06:48.982
11 -	23.636	113.5	42.357	110.7	40.737	79.8	1:46.730 (2)	83.89	0.421	16:08:35.712
12 -	23.730	107.0	42.633	112.4	41.690	80.1	1:48.053	82.87	1.744	16:10:23.765

Weather / Track : Bright / Dry

Donington Park GP
 Circuit Length = 2.4873 miles
 Start: 15:48 Flag 16:10 End: 16:11

APR Volkswagen Racing Cup

RACE 2 - ROUND 14 - SECTOR ANALYSIS

SECTOR 1 = FL to I1, SECTOR 2 = I1 to I2, SECTOR 3 = I2 to FL, DIFF = Difference To Personal Best Lap

P9	14	Josh CAYGILL		Golf GTI - AWM/Warranty Direct						
LAP	SECTOR 1		SECTOR 2		SECTOR 3		LAP TIME	MPH	DIFF	TIME OF DAY
1 -		86.0	47.953	110.3	42.132	79.3	2:03.145	72.71	16.446	15:50:35.868
2 -	23.871	105.8	42.468	111.1	41.604	78.9	1:47.943	82.95	1.244	15:52:23.811
3 -	23.821	107.0	42.325	111.6	41.512	79.0	1:47.658	83.17	0.959	15:54:11.469
4 -	23.980	103.4	41.958	112.2	43.240	78.4	1:49.178	82.01	2.479	15:56:00.647
5 -	23.902	107.3	41.676	111.4	41.975	79.0	1:47.553	83.25	0.854	15:57:48.200
6 -	23.826	105.0	42.844	110.0	41.776	78.7	1:48.446	82.57	1.747	15:59:36.646
7 -	23.765	108.0	41.968	109.6	41.427	79.3	1:47.160	83.56	0.461	16:01:23.806
8 -	23.739	111.1	41.794	110.1	41.166	79.3	1:46.699 (1)	83.92		16:03:10.505
9 -	23.704	110.7	41.737	111.1	41.462	78.9	1:46.903 (2)	83.76	0.204	16:04:57.408
10 -	23.922	106.6	42.460	109.4	45.881	78.7	1:52.263	79.76	5.564	16:06:49.671
11 -	23.802	111.2	41.972	111.2	41.191	79.6	1:46.965 (3)	83.71	0.266	16:08:36.636
12 -	23.648	112.0	42.088	112.0	41.734	79.0	1:47.470	83.32	0.771	16:10:24.106

P10	11	Philip HOUSE		Scirocco R - PH Motorsport						
LAP	SECTOR 1		SECTOR 2		SECTOR 3		LAP TIME	MPH	DIFF	TIME OF DAY
1 -		101.9	43.839	111.6	43.164	80.2	1:57.077	76.48	9.289	15:50:29.800
2 -	23.947	110.5	42.555	109.6	41.410	79.2	1:47.912 (3)	82.97	0.124	15:52:17.712
3 -	24.029	108.0	42.605	109.1	41.154	78.7	1:47.788 (1)	83.07		15:54:05.500
4 -	23.886	110.3	42.417	109.6	44.081	80.0	1:50.384	81.12	2.596	15:55:55.884
5 -	24.093	109.8	42.320	107.8	41.915	77.9	1:48.328	82.66	0.540	15:57:44.212
6 -	24.076	110.5	42.436	107.5	42.178	78.7	1:48.690	82.38	0.902	15:59:32.902
7 -	24.133	109.4	42.370	109.2	41.529	78.4	1:48.032	82.88	0.244	16:01:20.934
8 -	24.154	111.4	42.210	108.7	41.526	78.3	1:47.890 (2)	82.99	0.102	16:03:08.824
9 -	24.078	110.1	42.197	107.3	42.306	74.7	1:48.581	82.46	0.793	16:04:57.405
10 -	24.945	104.3	42.458	109.2	42.144	78.0	1:49.547	81.74	1.759	16:06:46.952
11 -	24.424	111.2	42.238	107.8	41.533	78.5	1:48.195	82.76	0.407	16:08:35.147
12 -	24.031	111.4	42.800	108.7	44.182	56.6	1:51.013	80.66	3.225	16:10:26.160

P11	81	Henry GILBERT		Golf GTI - Henry Gilbert Racing						
LAP	SECTOR 1		SECTOR 2		SECTOR 3		LAP TIME	MPH	DIFF	TIME OF DAY
1 -		94.1	44.445	112.4	43.900	80.6	2:00.122	74.54	12.606	15:50:32.845
2 -	24.087	100.4	43.242	111.4	42.593	81.0	1:49.922	81.46	2.406	15:52:22.767
3 -	24.017	109.2	42.379	112.5	41.966	79.7	1:48.362	82.63	0.846	15:54:11.129
4 -	23.979	107.3	42.041	114.3	43.168	79.8	1:49.188	82.00	1.672	15:56:00.317
5 -	23.760	109.2	41.957	112.0	41.799	80.1	1:47.516 (1)	83.28		15:57:47.833
6 -	23.956	104.5	42.965	110.9	46.134	81.2	1:53.055	79.20	5.539	15:59:40.888
7 -	23.821	107.0	42.294	113.7	41.785	80.3	1:47.900	82.98	0.384	16:01:28.788
8 -	23.888	105.6	42.083	112.7	41.566	80.3	1:47.537 (2)	83.26	0.021	16:03:16.325
9 -	23.872	107.7	42.295	111.6	41.705	78.6	1:47.872	83.01	0.356	16:05:04.197
10 -	23.911	106.3	42.350	111.2	41.664	80.5	1:47.925	82.96	0.409	16:06:52.122
11 -	23.921	105.0	42.516	111.2	41.407	79.0	1:47.844 (3)	83.03	0.328	16:08:39.966
12 -	24.006	106.6	42.537	109.2	41.756	78.4	1:48.299	82.68	0.783	16:10:28.265

P12	32	Kieran GRIFFIN		Scirocco R - JWB Motorsport						
LAP	SECTOR 1		SECTOR 2		SECTOR 3		LAP TIME	MPH	DIFF	TIME OF DAY
1 -		99.7	44.578	110.9	42.701	79.2	1:57.702	76.07	10.158	15:50:30.425
2 -	24.274	108.0	43.720	108.0	43.469	79.6	1:51.463	80.33	3.919	15:52:21.888
3 -	23.980	110.1	42.076	112.0	41.652	79.8	1:47.708	83.13	0.164	15:54:09.596
4 -	23.978	111.2	42.116	112.2	41.673	79.1	1:47.767	83.09	0.223	15:55:57.363
5 -	24.177	107.5	42.021	112.2	41.414	79.8	1:47.612 (3)	83.21	0.068	15:57:44.975
6 -	24.034	108.0	41.731	113.9	41.822	79.7	1:47.587 (2)	83.22	0.043	15:59:32.562
7 -	23.962	105.6	42.196	112.5	41.386	79.8	1:47.544 (1)	83.26		16:01:20.106
8 -	24.159	107.8	42.312	112.4	41.430	77.2	1:47.901	82.98	0.357	16:03:08.007
9 -	24.142	101.8	42.063	112.2	51.229	77.4	1:57.434	76.25	9.890	16:05:05.441
10 -	24.107	104.8	42.039	112.9	42.323	78.4	1:48.469	82.55	0.925	16:06:53.910
11 -	24.092	105.8	42.027	112.5	42.405	78.9	1:48.524	82.51	0.980	16:08:42.434
12 -	24.224	104.2	42.328	112.2	42.337	75.4	1:48.889	82.23	1.345	16:10:31.323

Weather / Track : Bright / Dry

Donington Park GP
Circuit Length = 2.4873 miles
Start: 15:48 Flag 16:10 End: 16:11

APR Volkswagen Racing Cup

RACE 2 - ROUND 14 - SECTOR ANALYSIS

SECTOR 1 = FL to I1, SECTOR 2 = I1 to I2, SECTOR 3 = I2 to FL, DIFF = Difference To Personal Best Lap

P13 33		Tommy HILL		Golf GTI - JWB Motorsport						
LAP	SECTOR 1		SECTOR 2		SECTOR 3		LAP TIME	MPH	DIFF	TIME OF DAY
1 -		87.8	47.379	114.5	44.045	81.8	2:05.778	71.19	17.576	15:50:38.501
2 -	24.066	103.5	44.110	113.7	42.754	79.5	1:50.930	80.72	2.728	15:52:29.431
3 -	23.861	106.0	42.398	112.5	42.731	82.9	1:48.990	82.15	0.788	15:54:18.421
4 -	24.076	96.1	42.869	113.3	42.299	80.4	1:49.244	81.96	1.042	15:56:07.665
5 -	23.994	107.2	42.316	112.5	41.928	80.7	1:48.238 (2)	82.72	0.036	15:57:55.903
6 -	23.987	107.7	42.576	112.4	41.914	80.7	1:48.477	82.54	0.275	15:59:44.380
7 -	23.928	108.5	42.600	112.0	41.909	80.6	1:48.437 (3)	82.57	0.235	16:01:32.817
8 -	23.826	107.3	42.475	112.5	41.901	80.0	1:48.202 (1)	82.75		16:03:21.019
9 -	23.994	106.0	42.370	112.4	42.176	80.3	1:48.540	82.49	0.338	16:05:09.559
10 -	23.969	104.8	42.546	111.6	41.957	81.1	1:48.472	82.55	0.270	16:06:58.031
11 -	23.832	106.0	42.683	111.8	42.044	80.3	1:48.559	82.48	0.357	16:08:46.590
12 -	23.949	107.0	42.567	112.0	41.956	81.0	1:48.472	82.55	0.270	16:10:35.062

P14 99		Jack WALKER-TULLEY		Golf GTI - CMW Racing						
LAP	SECTOR 1		SECTOR 2		SECTOR 3		LAP TIME	MPH	DIFF	TIME OF DAY
1 -		78.3	49.360	107.7	44.442	75.9	2:09.057	69.38	20.719	15:50:41.780
2 -	24.886	105.6	44.333	107.3	44.052	78.0	1:53.271	79.05	4.933	15:52:35.051
3 -	24.355	104.8	44.071	107.2	42.367	77.1	1:50.793	80.82	2.455	15:54:25.844
4 -	24.367	111.1	42.414	110.0	42.852	78.2	1:49.633	81.67	1.295	15:56:15.477
5 -	24.838	112.9	42.611	108.4	42.023	78.4	1:49.472	81.79	1.134	15:58:04.949
6 -	24.196	112.7	42.247	109.4	41.895	78.4	1:48.338 (1)	82.65		15:59:53.287
7 -	24.386	91.4	43.455	107.5	41.653	77.8	1:49.494	81.78	1.156	16:01:42.781
8 -	24.303	113.3	42.635	107.8	41.686	77.4	1:48.624 (3)	82.43	0.286	16:03:31.405
9 -	24.180	110.5	42.466	108.7	41.833	77.5	1:48.479 (2)	82.54	0.141	16:05:19.884
10 -	24.101	112.5	42.629	109.1	42.512	78.0	1:49.242	81.96	0.904	16:07:09.126
11 -	24.242	112.4	43.328	107.2	41.700	77.9	1:49.270	81.94	0.932	16:08:58.396
12 -	24.379	112.9	42.738	107.3	42.033	76.3	1:49.150	82.03	0.812	16:10:47.546

P15 48		Richard MORGAN		Golf GTI - Slidesports						
LAP	SECTOR 1		SECTOR 2		SECTOR 3		LAP TIME	MPH	DIFF	TIME OF DAY
1 -		87.7	48.832	111.6	44.999	80.8	2:06.307	70.89	17.064	15:50:39.030
2 -	24.098	105.0	43.832	111.1	43.189	80.6	1:51.119	80.58	1.876	15:52:30.149
3 -	23.923	104.3	44.282	111.1	42.506	79.4	1:50.711	80.88	1.468	15:54:20.860
4 -	24.134	105.3	42.961	108.9	42.584	81.0	1:49.679	81.64	0.436	15:56:10.539
5 -	24.010	101.8	42.967	109.6	42.266	80.7	1:49.243 (1)	81.96		15:57:59.782
6 -	23.768	106.3	42.555	110.5	43.593	80.3	1:49.916	81.46	0.673	15:59:49.698
7 -	24.256	103.0	43.149	110.3	43.090	79.0	1:50.495	81.03	1.252	16:01:40.193
8 -	24.132	106.0	42.779	108.7	42.376	80.9	1:49.287 (2)	81.93	0.044	16:03:29.480
9 -	24.290	102.4	42.940	109.8	42.416	80.3	1:49.646	81.66	0.403	16:05:19.126
10 -	24.185	102.4	43.124	108.9	42.460	79.6	1:49.769	81.57	0.526	16:07:08.895
11 -	24.255	106.5	43.828	108.4	42.525	80.2	1:50.608	80.95	1.365	16:08:59.503
12 -	24.233	109.6	42.941	111.1	42.445	78.3	1:49.619 (3)	81.68	0.376	16:10:49.122

P16 51		Simon ANDREWS		Golf GTI - Warranty Direct Racing						
LAP	SECTOR 1		SECTOR 2		SECTOR 3		LAP TIME	MPH	DIFF	TIME OF DAY
1 -		84.2	49.605	107.0	44.675	80.7	2:07.329	70.32	17.809	15:50:40.052
2 -	24.478	101.5	43.582	112.9	43.412	80.7	1:51.472	80.32	1.952	15:52:31.524
3 -	24.092	101.9	43.272	111.6	43.524	80.8	1:50.888	80.75	1.368	15:54:22.412
4 -	24.083	103.8	43.655	112.2	42.790	80.8	1:50.528	81.01	1.008	15:56:12.940
5 -	23.801	104.5	43.275	112.2	42.444	79.5	1:49.520 (1)	81.76		15:58:02.460
6 -	24.281	104.5	43.467	109.2	42.728	80.1	1:50.476	81.05	0.956	15:59:52.936
7 -	24.679	92.4	44.132	111.4	42.768	79.5	1:51.579	80.25	2.059	16:01:44.515
8 -	24.206	102.7	43.406	110.1	42.491	80.1	1:50.103 (2)	81.32	0.583	16:03:34.618
9 -	24.045	103.2	43.625	110.1	42.690	79.8	1:50.360 (3)	81.13	0.840	16:05:24.978
10 -	24.209	101.8	43.566	108.9	42.747	80.2	1:50.522	81.01	1.002	16:07:15.500
11 -	24.188	103.8	43.715	108.4	42.642	79.5	1:50.545	81.00	1.025	16:09:06.045
12 -	24.306	101.8	43.456	109.4	42.671	80.0	1:50.433	81.08	0.913	16:10:56.478

Weather / Track : Bright / Dry

Donington Park GP
 Circuit Length = 2.4873 miles
 Start: 15:48 Flag 16:10 End: 16:11

APR Volkswagen Racing Cup

RACE 2 - ROUND 14 - SECTOR ANALYSIS

SECTOR 1 = FL to I1, SECTOR 2 = I1 to I2, SECTOR 3 = I2 to FL, DIFF = Difference To Personal Best Lap

P17 65		Craig MILNER		Golf GTI - 20Ten Racing						
LAP	SECTOR 1		SECTOR 2		SECTOR 3		LAP TIME	MPH	DIFF	TIME OF DAY
1 -		79.3	49.643	110.9	43.829	76.8	2:09.719	69.02	19.560	15:50:42.442
2 -	24.985	101.2	45.421	110.0	44.357	79.1	1:54.763	78.02	4.604	15:52:37.205
3 -	24.618	102.7	45.431	108.5	42.101	78.5	1:52.150	79.84	1.991	15:54:29.355
4 -	24.296	102.1	44.645	109.8	42.749	78.0	1:51.690	80.17	1.531	15:56:21.045
5 -	24.706	101.5	44.859	111.2	44.650	79.1	1:54.215	78.39	4.056	15:58:15.260
6 -	24.469	100.6	43.946	111.8	42.852	79.3	1:51.267	80.47	1.108	16:00:06.527
7 -	24.384	105.6	43.499	110.0	43.479	77.9	1:51.362	80.40	1.203	16:01:57.889
8 -	24.424	103.5	43.306	110.0	42.429	78.9	1:50.159 (1)	81.28		16:03:48.048
9 -	25.568	101.8	43.370	111.6	42.659	78.4	1:51.597	80.23	1.438	16:05:39.645
10 -	24.631	103.2	43.518	111.1	42.084	78.3	1:50.233 (2)	81.23	0.074	16:07:29.878
11 -	24.666	98.3	43.591	110.1	42.457	78.1	1:50.714 (3)	80.87	0.555	16:09:20.592
12 -	24.398	101.5	43.530	110.5	42.821	77.0	1:50.749	80.85	0.590	16:11:11.341

P18 44		Robin RILEY		Scirocco R - AWM/Warranty Direct						
LAP	SECTOR 1		SECTOR 2		SECTOR 3		LAP TIME	MPH	DIFF	TIME OF DAY
1 -		77.9	51.147	108.7	46.695	77.7	2:12.361	67.65	21.853	15:50:45.084
2 -	25.381	100.4	45.114	109.2	43.969	79.2	1:54.464	78.22	3.956	15:52:39.548
3 -	24.705	102.1	44.370	109.1	42.656	79.7	1:51.731	80.14	1.223	15:54:31.279
4 -	24.879	102.4	44.159	107.7	43.935	79.4	1:52.973	79.26	2.465	15:56:24.252
5 -	24.598	101.5	44.873	109.6	43.666	79.8	1:53.137	79.14	2.629	15:58:17.389
6 -	24.443	105.1	44.293	110.1	43.053	78.8	1:51.789	80.10	1.281	16:00:09.178
7 -	24.701	104.0	43.555	111.1	43.038	79.9	1:51.294	80.45	0.786	16:02:00.472
8 -	25.244	100.3	44.587	109.8	42.677	79.6	1:52.508	79.58	2.000	16:03:52.980
9 -	24.587	107.2	43.094	110.5	42.827	79.6	1:50.508 (1)	81.02		16:05:43.488
10 -	24.559	107.5	44.474	107.5	42.202	79.5	1:51.235	80.50	0.727	16:07:34.723
11 -	24.315	102.9	44.047	110.5	42.800	79.2	1:51.162 (3)	80.55	0.654	16:09:25.885
12 -	24.577	107.0	43.828	108.4	42.322	78.5	1:50.727 (2)	80.86	0.219	16:11:16.612

P19 31		Paul DEHADRAY		Golf GTI - JWB Motorsport						
LAP	SECTOR 1		SECTOR 2		SECTOR 3		LAP TIME	MPH	DIFF	TIME OF DAY
1 -		85.9	49.604	110.5	44.663	79.7	2:07.094	70.45	16.444	15:50:39.817
2 -	25.221	100.3	45.913	108.5	43.593	80.2	1:54.727	78.05	4.077	15:52:34.544
3 -	24.648	101.3	45.781	110.3	43.351	79.1	1:53.780	78.69	3.130	15:54:28.324
4 -	24.558	103.0	45.065	109.6	43.616	79.9	1:53.239	79.07	2.589	15:56:21.563
5 -	24.943	96.8	45.082	111.1	44.072	79.9	1:54.097	78.48	3.447	15:58:15.660
6 -	24.580	102.9	44.024	110.9	43.447	79.5	1:52.051	79.91	1.401	16:00:07.711
7 -	24.646	103.8	44.661	110.3	42.693	79.5	1:52.000	79.95	1.350	16:01:59.711
8 -	24.353	106.5	44.099	110.5	42.198	79.6	1:50.650 (1)	80.92		16:03:50.361
9 -	24.308	107.0	43.921	110.5	42.531	76.5	1:50.760 (2)	80.84	0.110	16:05:41.121
10 -	24.548	102.4	44.481	109.8	42.518	78.4	1:51.547 (3)	80.27	0.897	16:07:32.668
11 -	24.525	105.0	45.119	109.2	42.658	78.4	1:52.302	79.73	1.652	16:09:24.970
12 -	24.246	104.6	44.368	110.1	43.456	78.9	1:52.070	79.90	1.420	16:11:17.040

P20 69		Mark CLYNES		Golf GTI - JWB Motorsport						
LAP	SECTOR 1		SECTOR 2		SECTOR 3		LAP TIME	MPH	DIFF	TIME OF DAY
1 -		80.2	49.460	109.6	44.397	79.3	2:07.811	70.05	17.017	15:50:40.534
2 -	24.964	98.2	46.330	108.4	44.309	78.5	1:55.603	77.45	4.809	15:52:36.137
3 -	24.741	97.3	46.537	108.5	43.271	78.4	1:54.549	78.17	3.755	15:54:30.686
4 -	24.706	97.5	44.588	109.2	43.418	78.6	1:52.712	79.44	1.918	15:56:23.398
5 -	24.934	98.9	44.129	109.8	43.866	78.7	1:52.929	79.29	2.135	15:58:16.327
6 -	24.852	96.1	44.632	109.4	43.518	78.9	1:53.002	79.24	2.208	16:00:09.329
7 -	24.965	101.2	43.524	110.7	42.891	79.8	1:51.380 (3)	80.39	0.586	16:02:00.709
8 -	24.687	101.0	44.307	109.2	42.475	78.9	1:51.469	80.33	0.675	16:03:52.178
9 -	24.396	102.1	43.748	110.0	42.650	77.9	1:50.794 (1)	80.82		16:05:42.972
10 -	24.523	102.9	44.345	109.1	42.518	78.4	1:51.386	80.39	0.592	16:07:34.358
11 -	24.428	101.2	43.912	109.6	42.596	76.6	1:50.936 (2)	80.71	0.142	16:09:25.294
12 -	24.436	102.9	44.034	108.9	43.706	78.0	1:52.176	79.82	1.382	16:11:17.470

Weather / Track : Bright / Dry

Donington Park GP
Circuit Length = 2.4873 miles
Start: 15:48 Flag 16:10 End: 16:11

APR Volkswagen Racing Cup

RACE 2 - ROUND 14 - SECTOR ANALYSIS

SECTOR 1 = FL to I1, SECTOR 2 = I1 to I2, SECTOR 3 = I2 to FL, DIFF = Difference To Personal Best Lap

P21	20	Graham PERKINS			Golf GTI - Team Hard					
LAP	SECTOR 1		SECTOR 2		SECTOR 3		LAP TIME	MPH	DIFF	TIME OF DAY
1 -		87.7	48.704	109.1	43.769	78.1	2:04.700	71.80	14.625	15:50:37.423
2 -	24.540	103.8	44.137	110.3	43.139	77.9	1:51.816	80.08	1.741	15:52:29.239
3 -	24.491	105.6	44.149	108.7	44.989	68.7	1:53.629	78.80	3.554	15:54:22.868
4 -	24.958	106.0	44.290	108.4	43.221	78.0	1:52.469	79.61	2.394	15:56:15.337
5 -	30.103	96.5	45.088	108.4	43.843	76.9	1:59.034	75.22	8.959	15:58:14.371
6 -	24.646	106.3	44.465	108.9	43.277	78.8	1:52.388	79.67	2.313	16:00:06.759
7 -	24.445	103.8	43.414	111.4	42.989	76.8	1:50.848 (3)	80.78	0.773	16:01:57.607
8 -	24.925	100.3	43.967	109.6	41.886	78.5	1:50.778 (2)	80.83	0.703	16:03:48.385
9 -	24.714	112.7	43.799	108.7	42.736	75.4	1:51.249	80.49	1.174	16:05:39.634
10 -	31.632	99.8	43.942	108.0	42.144	77.5	1:57.718	76.06	7.643	16:07:37.352
11 -	24.106	106.8	43.188	108.9	45.951	77.9	1:53.245	79.07	3.170	16:09:30.597
12 -	24.329	111.1	43.154	109.4	42.592	77.7	1:50.075 (1)	81.34		16:11:20.672

P22	96	Cameron THOMPSON			Golf GTI - Zest Racecar Engineering					
LAP	SECTOR 1		SECTOR 2		SECTOR 3		LAP TIME	MPH	DIFF	TIME OF DAY
1 -		85.3	1:04.206	106.3	44.162	77.2	2:20.010	63.95	28.991	15:50:52.733
2 -	24.899	97.5	44.082	109.4	43.411	77.8	1:52.392	79.67	1.373	15:52:45.125
3 -	24.805	102.1	44.179	108.2	44.660	77.8	1:53.644	78.79	2.625	15:54:38.769
4 -	24.551	102.4	44.083	109.6	43.322	78.3	1:51.956	79.98	0.937	15:56:30.725
5 -	24.552	103.2	43.766	110.0	43.020	78.3	1:51.338 (3)	80.42	0.319	15:58:22.063
6 -	24.299	103.7	44.100	110.3	42.743	77.9	1:51.142 (2)	80.56	0.123	16:00:13.205
7 -	24.338	102.1	44.585	110.1	42.990	78.4	1:51.913	80.01	0.894	16:02:05.118
8 -	24.678	98.8	44.460	109.2	42.376	77.9	1:51.514	80.29	0.495	16:03:56.632
9 -	24.377	100.7	43.756	108.7	42.886	77.9	1:51.019 (1)	80.65		16:05:47.651
10 -	24.648	96.2	43.556	111.1	43.880	78.1	1:52.084	79.89	1.065	16:07:39.735
11 -	24.709	97.1	44.068	112.0	43.494	77.4	1:52.271	79.75	1.252	16:09:32.006
12 -	25.088	101.9	44.386	109.4	42.119	76.5	1:51.593	80.24	0.574	16:11:23.599

P23	85	Matthew WILSON			Golf GTI - Complete Racing					
LAP	SECTOR 1		SECTOR 2		SECTOR 3		LAP TIME	MPH	DIFF	TIME OF DAY
1 -		77.0	50.890	108.0	47.298	76.3	2:13.883	66.88	23.391	15:50:46.606
2 -	25.337	93.8	45.496	107.8	43.857	77.0	1:54.690	78.07	4.198	15:52:41.296
3 -	24.861	101.8	45.052	107.3	43.083	77.4	1:52.996	79.24	2.504	15:54:34.292
4 -	24.398	102.6	44.662	108.5	42.857	77.3	1:51.917	80.00	1.425	15:56:26.209
5 -	24.420	104.8	45.199	108.2	43.346	77.9	1:52.965	79.26	2.473	15:58:19.174
6 -	24.325	99.8	44.839	108.5	42.639	77.7	1:51.803 (3)	80.09	1.311	16:00:10.977
7 -	24.203	103.5	44.341	107.7	41.948	78.7	1:50.492 (1)	81.04		16:02:01.469
8 -	24.621	100.9	44.513	107.8	43.191	77.9	1:52.325	79.71	1.833	16:03:53.794
9 -	24.342	102.6	44.924	107.8	42.427	77.3	1:51.693 (2)	80.17	1.201	16:05:45.487
10 -	24.317	102.7	45.499	105.5	43.656	78.0	1:53.472	78.91	2.980	16:07:38.959
11 -	24.387	103.7	45.014	107.5	43.878	78.7	1:53.279	79.04	2.787	16:09:32.238
12 -	24.442	101.9	45.424	105.5	42.487	78.7	1:52.353	79.69	1.861	16:11:24.591

P24	2	Kieran GALLAGHER			Golf GTI - Team Hard					
LAP	SECTOR 1		SECTOR 2		SECTOR 3		LAP TIME	MPH	DIFF	TIME OF DAY
1 -		84.9	48.416	110.1	43.869	79.3	2:04.219	72.08	15.180	15:50:36.942
2 -	24.350	107.5	42.859	109.8	42.611	78.9	1:49.820	81.53	0.781	15:52:26.762
3 -	23.981	113.5	42.934	109.2	43.885	78.7	1:50.800	80.81	1.761	15:54:17.562
4 -	24.725	95.5	50.558	75.9	IN PIT		2:15.319 P	66.17	26.280	15:56:32.881
5 -	OUTLAP	100.6	44.190	108.7	42.622	78.8	3:53.857	38.29	2:04.818	16:00:26.738
6 -	24.355	105.1	43.215	109.8	42.084	77.9	1:49.654	81.66	0.615	16:02:16.392
7 -	24.248	110.7	42.856	108.4	41.935	77.4	1:49.039 (1)	82.12		16:04:05.431
8 -	24.067	109.6	42.702	108.9	42.509	76.9	1:49.278 (2)	81.94	0.239	16:05:54.709
9 -	24.103	110.7	42.616	108.0	42.661	78.4	1:49.380 (3)	81.86	0.341	16:07:44.089
10 -	24.023	111.4	43.632	106.1	42.166	76.8	1:49.821	81.53	0.782	16:09:33.910
11 -	24.011	109.4	44.263	103.0	43.001	77.6	1:51.275	80.47	2.236	16:11:25.185

Weather / Track : Bright / Dry

Donington Park GP
Circuit Length = 2.4873 miles
Start: 15:48 Flag 16:10 End: 16:11

APR Volkswagen Racing Cup

RACE 2 - ROUND 14 - SECTOR ANALYSIS

SECTOR 1 = FL to I1, SECTOR 2 = I1 to I2, SECTOR 3 = I2 to FL, DIFF = Difference To Personal Best Lap

P25 19		David FAIRBROTHER			Scirocco R - Slidesports/Pall-Ex					
LAP	SECTOR 1		SECTOR 2		SECTOR 3		LAP TIME	MPH	DIFF	TIME OF DAY
1 -		78.1	49.303	109.1	44.881	78.1	2:09.230	69.29	18.053	15:50:41.953
2 -	25.032	103.2	45.118	110.0	44.670	78.5	1:54.820	77.98	3.643	15:52:36.773
3 -	24.407	99.1	49.148	67.2	IN PIT		2:16.576	P 65.56	25.399	15:54:53.349
4 -	OUTLAP	92.9	45.925	108.4	44.021	77.8	3:38.153	41.04	1:46.976	15:58:31.502
5 -	24.881	100.7	45.193	105.8	42.496	77.8	1:52.570 (2)	79.54	1.393	16:00:24.072
6 -	24.586	103.5	44.946	106.5	43.122	78.8	1:52.654 (3)	79.48	1.477	16:02:16.726
7 -	24.703	105.1	43.487	108.0	42.987	79.0	1:51.177 (1)	80.54		16:04:07.903
8 -	25.240	87.2	45.277	107.3	47.395	72.9	1:57.912	75.94	6.735	16:06:05.815
9 -	28.380	81.6	50.328	97.6	50.632	76.8	2:09.340	69.23	18.163	16:08:15.155
10 -	32.616	86.2	59.420	85.7	IN PIT		2:29.783	P 59.78	38.606	16:10:44.938

P26 34		Tony GILHAM			Golf GTI - Team Hard					
LAP	SECTOR 1		SECTOR 2		SECTOR 3		LAP TIME	MPH	DIFF	TIME OF DAY
1 -		93.2	44.318	114.1	43.067	80.5	1:58.248	75.72	11.347	15:50:30.971
2 -	23.948	103.5	43.525	110.5	41.842	82.0	1:49.315	81.91	2.414	15:52:20.286
3 -	23.398	106.8	42.197	114.5	41.306	82.1	1:46.901 (1)	83.76		15:54:07.187
4 -	23.398	106.3	42.111	114.5	41.599	81.6	1:47.108 (3)	83.60	0.207	15:55:54.295
5 -	23.953	102.7	42.000	113.5	41.789	81.1	1:47.742	83.11	0.841	15:57:42.037
6 -	23.501	104.3	42.197	113.9	43.364	79.6	1:49.062	82.10	2.161	15:59:31.099
7 -	23.609	104.3	41.928	112.5	41.916	80.7	1:47.453	83.33	0.552	16:01:18.552
8 -	23.563	106.5	41.903	112.5	41.512	79.9	1:46.978 (2)	83.70	0.077	16:03:05.530
9 -	23.625	106.3	42.187	111.1	42.380	77.1	1:48.192	82.76	1.291	16:04:53.722
10 -			64.9		IN PIT		3:08.908	P 47.40	1:22.007	16:08:02.630

P27 5		Chris LEVETT			Scirocco R - JWB Motorsport					
LAP	SECTOR 1		SECTOR 2		SECTOR 3		LAP TIME	MPH	DIFF	TIME OF DAY
1 -		86.0	44.544	113.7	42.801	80.5	1:58.558	75.52	11.737	15:50:31.281
2 -	23.890	106.3	43.302	110.5	42.859	80.3	1:50.051	81.36	3.230	15:52:21.332
3 -	23.834	113.7	42.179	111.8	41.527	80.0	1:47.540 (3)	83.26	0.719	15:54:08.872
4 -	23.773	112.0	41.930	112.2	41.118	79.6	1:46.821 (1)	83.82		15:55:55.693
5 -	23.632	112.2	41.578	112.7	42.061	80.7	1:47.271 (2)	83.47	0.450	15:57:42.964
6 -	24.159	111.8	41.811	112.5	42.463	80.1	1:48.433	82.58	1.612	15:59:31.397
7 -	24.078	114.7	43.813	88.0	IN PIT		2:01.255	P 73.84	14.434	16:01:32.652

P28 50		Darelle WILSON			Golf GTI - Team Hard					
LAP	SECTOR 1		SECTOR 2		SECTOR 3		LAP TIME	MPH	DIFF	TIME OF DAY
1 -		87.4	44.894	112.4	43.305	79.4	1:59.653	74.83	11.686	15:50:32.376
2 -	24.197	102.7	43.777	111.2	42.112	80.3	1:50.086 (3)	81.34	2.119	15:52:22.462
3 -	23.959	108.2	42.346	112.0	41.662	80.0	1:47.967 (1)	82.93		15:54:10.429
4 -	24.023	108.2	42.580	112.7	52.273	81.0	1:58.876	75.32	10.909	15:56:09.305
5 -	24.082	106.8	42.964	109.2	42.358	79.4	1:49.404 (2)	81.84	1.437	15:57:58.709
6 -	24.060	106.1	42.858	110.3	IN PIT		2:05.022	P 71.62	17.055	16:00:03.731

P29 7		David GARNSWORTHY			Caddy Van - Vanworx					
LAP	SECTOR 1		SECTOR 2		SECTOR 3		LAP TIME	MPH	DIFF	TIME OF DAY
1 -		76.0	50.817	109.1	46.229	82.5	2:13.177	67.23	21.114	15:50:45.900
2 -	25.516	91.0	45.012	112.2	43.686	82.5	1:54.214 (3)	78.40	2.151	15:52:40.114
3 -	25.118	95.8	44.336	115.5	42.609	82.1	1:52.063 (1)	79.90		15:54:32.177
4 -	24.772	98.5	43.736	113.9	43.836	80.5	1:52.344 (2)	79.70	0.281	15:56:24.521

P30 40		Simon TOMLINSON			Golf GTI - AWM/Warranty Direct					
LAP	SECTOR 1		SECTOR 2		SECTOR 3		LAP TIME	MPH	DIFF	TIME OF DAY
1 -		79.7	48.869	111.1	44.397	77.4	2:08.088	69.90		15:50:40.811

Weather / Track : Bright / Dry

Donington Park GP
 Circuit Length = 2.4873 miles
 Start: 15:48 Flag 16:10 End: 16:11

APR Volkswagen Racing Cup

RACE 2 - ROUND 14 - BEST SECTORS

SECTOR 1			SECTOR 2			SECTOR 3			IDEAL / BEST COMPARISON						
POS	NO	NAME	TIME	NO	NAME	TIME	NO	NAME	TIME	POS	NO	NAME	IDEAL	BEST	DIFF
1	41	MORGAN	23.215	13	FULBROOK	41.461	47	BARLEY	40.737						
2	4	LINES	23.337	4	LINES	41.495	4	LINES	40.811	1	4	LINES	1:45.643	1:45.857	0.214
3	34	GILHAM	23.398	5	LEVETT	41.578	30	DEPPER	40.837	2	13	FULBROOK	1:45.863	1:46.199	0.336
4	8	MASON	23.408	14	CAYGILL	41.676	8	MASON	40.896	3	41	MORGAN	1:46.077	1:46.382	0.305
5	13	FULBROOK	23.420	41	MORGAN	41.710	13	FULBROOK	40.982	4	30	DEPPER	1:46.083	1:46.180	0.097
6	30	DEPPER	23.457	32	GRIFFIN	41.731	77	SUTTON	41.011	5	8	MASON	1:46.198	1:46.281	0.083
7	47	BARLEY	23.524	15	WYLIE	41.734	5	LEVETT	41.118	6	47	BARLEY	1:46.303	1:46.309	0.006
8	77	SUTTON	23.538	30	DEPPER	41.789	41	MORGAN	41.152	7	5	LEVETT	1:46.328	1:46.821	0.493
9	15	WYLIE	23.598	77	SUTTON	41.856	11	HOUSE	41.154	8	77	SUTTON	1:46.405	1:46.436	0.031
10	5	LEVETT	23.632	8	MASON	41.894	14	CAYGILL	41.166	9	14	CAYGILL	1:46.490	1:46.699	0.209
11	14	CAYGILL	23.648	34	GILHAM	41.903	15	WYLIE	41.220	10	15	WYLIE	1:46.552	1:46.724	0.172
12	81	GILBERT	23.760	81	GILBERT	41.957	34	GILHAM	41.306	11	34	GILHAM	1:46.607	1:46.901	0.294
13	48	MORGAN	23.768	47	BARLEY	42.042	32	GRIFFIN	41.386	12	32	GRIFFIN	1:47.079	1:47.544	0.465
14	51	ANDREWS	23.801	11	HOUSE	42.197	81	GILBERT	41.407	13	81	GILBERT	1:47.124	1:47.516	0.392
15	33	HILL	23.826	99	WALKER-TULLEY	42.247	99	WALKER-TULLEY	41.653	14	11	HOUSE	1:47.237	1:47.788	0.551
16	11	HOUSE	23.886	33	HILL	42.316	50	WILSON	41.662	15	50	WILSON	1:47.967	1:47.967	0.000
17	50	WILSON	23.959	50	WILSON	42.346	20	PERKINS	41.886	16	99	WALKER-TULLEY	1:48.001	1:48.338	0.337
18	32	GRIFFIN	23.962	48	MORGAN	42.555	33	HILL	41.901	17	33	HILL	1:48.043	1:48.202	0.159
19	2	GALLAGHER	23.981	2	GALLAGHER	42.616	2	GALLAGHER	41.935	18	2	GALLAGHER	1:48.532	1:49.039	0.507
20	99	WALKER-TULLEY	24.101	44	RILEY	43.094	85	WILSON	41.948	19	48	MORGAN	1:48.589	1:49.243	0.654
21	20	PERKINS	24.106	20	PERKINS	43.154	65	MILNER	42.084	20	20	PERKINS	1:49.146	1:50.075	0.929
22	85	WILSON	24.203	51	ANDREWS	43.272	96	THOMPSON	42.119	21	51	ANDREWS	1:49.517	1:49.520	0.003
23	31	DEHADRAY	24.246	65	MILNER	43.306	31	DEHADRAY	42.198	22	44	RILEY	1:49.611	1:50.508	0.897
24	65	MILNER	24.296	19	FAIRBROTHER	43.487	44	RILEY	42.202	23	65	MILNER	1:49.686	1:50.159	0.473
25	96	THOMPSON	24.299	69	CLYNES	43.524	48	MORGAN	42.266	24	96	THOMPSON	1:49.974	1:51.019	1.045
26	44	RILEY	24.315	96	THOMPSON	43.556	51	ANDREWS	42.444	25	31	DEHADRAY	1:50.365	1:50.650	0.285
27	69	CLYNES	24.396	7	GARNSWORTHY	43.736	69	CLYNES	42.475	26	19	FAIRBROTHER	1:50.390	1:51.177	0.787
28	19	FAIRBROTHER	24.407	31	DEHADRAY	43.921	19	FAIRBROTHER	42.496	27	69	CLYNES	1:50.395	1:50.794	0.399
29	7	GARNSWORTHY	24.772	85	WILSON	44.341	7	GARNSWORTHY	42.609	28	85	WILSON	1:50.492	1:50.492	0.000
30	40	TOMLINSON	25.095	40	TOMLINSON	44.606	40	TOMLINSON	44.397	29	7	GARNSWORTHY	1:51.117	1:52.063	0.946
										30	40	TOMLINSON	1:54.098		

Weather / Track : Bright / Dry

Results can be found at www.tsl-timing.com

Donington Park GP

Circuit Length = 2.4873 miles

Start: 15:48 Flag 16:10 End: 16:11

Printed - 16:13 Sunday, 06 October 2013

APR Volkswagen Racing Cup

RACE 2 - ROUND 14 - BEST SPEEDS

SECTOR 1				SECTOR 2			FINISH LINE		
POS	NO	NAME	MPH	NO	NAME	MPH	NO	NAME	MPH
1	41	Sam MORGAN	118.5	7	David GARNSWORTHY	115.5	33	Tommy HILL	82.9
2	30	Martin DEPPER	117.5	33	Tommy HILL	114.5	7	David GARNSWORTHY	82.5
3	8	Aaron MASON	116.9	34	Tony GILHAM	114.5	34	Tony GILHAM	82.1
4	77	David SUTTON	116.3	41	Sam MORGAN	114.3	4	Stewart LINES	82.0
5	15	Ross WYLIE	115.7	81	Henry GILBERT	114.3	81	Henry GILBERT	81.2
6	4	Stewart LINES	115.5	13	Joe FULBROOK	114.1	48	Richard MORGAN	81.0
7	5	Chris LEVETT	114.7	15	Ross WYLIE	113.9	50	Darelle WILSON	81.0
8	13	Joe FULBROOK	113.9	32	Kieran GRIFFIN	113.9	51	Simon ANDREWS	80.8
9	2	Kieran GALLAGHER	113.5	5	Chris LEVETT	113.7	5	Chris LEVETT	80.7
10	47	Tom BARLEY	113.5	4	Stewart LINES	113.3	13	Joe FULBROOK	80.7
11	99	Jack WALKER-TULLEY	113.3	51	Simon ANDREWS	112.9	8	Aaron MASON	80.5
12	20	Graham PERKINS	112.7	77	David SUTTON	112.9	41	Sam MORGAN	80.5
13	14	Josh CAYGILL	112.0	8	Aaron MASON	112.7	47	Tom BARLEY	80.4
14	11	Phillip HOUSE	111.4	47	Tom BARLEY	112.7	11	Phillip HOUSE	80.2
15	32	Kieran GRIFFIN	111.2	50	Darelle WILSON	112.7	31	Paul DEHADRAY	80.2
16	48	Richard MORGAN	109.6	14	Josh CAYGILL	112.2	44	Robin RILEY	79.9
17	81	Henry GILBERT	109.2	30	Martin DEPPER	112.0	32	Kieran GRIFFIN	79.8
18	33	Tommy HILL	108.5	96	Cameron THOMPSON	112.0	69	Mark CLYNES	79.8
19	50	Darelle WILSON	108.2	65	Craig MILNER	111.8	77	David SUTTON	79.7
20	44	Robin RILEY	107.5	11	Phillip HOUSE	111.6	14	Josh CAYGILL	79.6
21	31	Paul DEHADRAY	107.0	48	Richard MORGAN	111.6	2	Kieran GALLAGHER	79.3
22	34	Tony GILHAM	106.8	20	Graham PERKINS	111.4	15	Ross WYLIE	79.3
23	65	Craig MILNER	105.6	31	Paul DEHADRAY	111.1	65	Craig MILNER	79.3
24	19	David FAIRBROTHER	105.1	40	Simon TOMLINSON	111.1	19	David FAIRBROTHER	79.0
25	85	Matthew WILSON	104.8	44	Robin RILEY	111.1	20	Graham PERKINS	78.8
26	51	Simon ANDREWS	104.5	69	Mark CLYNES	110.7	30	Martin DEPPER	78.7
27	96	Cameron THOMPSON	103.7	2	Kieran GALLAGHER	110.1	85	Matthew WILSON	78.7
28	69	Mark CLYNES	102.9	19	David FAIRBROTHER	110.0	99	Jack WALKER-TULLEY	78.4
29	7	David GARNSWORTHY	98.5	99	Jack WALKER-TULLEY	110.0	96	Cameron THOMPSON	78.4
30	40	Simon TOMLINSON	92.4	85	Matthew WILSON	108.5	40	Simon TOMLINSON	77.4

Weather / Track : Bright / Dry

Results can be found at www.tsl-timing.com

Donington Park GP
Circuit Length = 2.4873 miles
Start: 15:48 Flag 16:10 End: 16:11

Printed - 16:14 Sunday, 06 October 2013

APR Volkswagen Racing Cup

RACE 2 - ROUND 14 - POSITION CHART

No	Name	Lap												
		Pos	1	2	3	4	5	6	7	8	9	10	11	12
4	LINES	1	8	8	8	30	30	8	8	8	8	8	8	8
30	DEPPER	2	30	30	30	8	8	30	30	30	30	30	30	30
5	LEVETT	3	13	13	13	13	15	4	4	4	4	4	4	4
13	FULBROOK	4	15	15	15	15	4	15	13	13	13	13	13	13
8	MASON	5	4	4	4	4	13	13	15	15	15	77	77	77
15	WYLIE	6	77	11	11	77	34	77	77	77	77	15	15	41
11	HOUSE	7	11	77	77	34	77	34	34	34	34	11	41	15
77	SUTTON	8	32	34	34	5	5	5	32	32	11	41	11	47
47	BARLEY	9	34	5	5	11	11	32	11	11	14	47	47	14
32	GRIFFIN	10	5	32	32	32	32	11	14	14	41	14	14	11
34	GILHAM	11	47	50	50	81	81	14	41	41	47	81	81	81
50	WILSON	12	50	81	81	14	14	47	47	47	81	32	32	32
48	MORGAN	13	81	47	14	47	47	41	81	81	32	33	33	33
2	GALLAGHER	14	14	14	47	41	41	81	5	33	33	48	99	99
81	GILBERT	15	2	2	2	33	33	33	33	48	48	99	48	48
31	DEHADRAY	16	20	41	41	50	50	48	48	99	99	51	51	51
96	THOMPSON	17	41	20	33	48	48	51	99	51	51	65	65	65
20	PERKINS	18	33	33	48	51	51	99	51	65	20	31	31	44
69	CLYNES	19	48	48	51	20	99	50	20	20	65	69	69	31
51	ANDREWS	20	31	51	20	99	20	65	65	31	31	44	44	69
44	RILEY	21	51	31	99	65	65	20	31	69	69	20	20	20
7	GARNSWORTHY	22	69	99	31	31	31	31	44	44	44	85	96	96
40	TOMLINSON	23	40	69	65	69	69	44	69	85	85	96	85	85
85	WILSON	24	99	19	69	44	44	69	85	96	96	34	2	
19	FAIRBROTHER	25	19	65	44	7	85	85	96	2	2	2		
41	MORGAN	26	65	44	7	85	96	96	2	19	19	19		
14	CAYGILL	27	44	7	85	96	19	2	19					
33	HILL	28	7	85	96	2	2	19						
99	WALKER-TULLEY	29	85	96	19	19								
65	MILNER	30	96											

Weather / Track : Bright / Dry

Results can be found at www.tsl-timing.com

Donington Park GP
 Circuit Length = 2.4873 miles
 Start: 15:48 Flag 16:10 End: 16:11

Printed - 16:16 Sunday, 06 October 2013