



VOLKSWAGEN RACING CUP

Round 11 & 12
Brands Hatch GP

-
10th & 11th August 2013



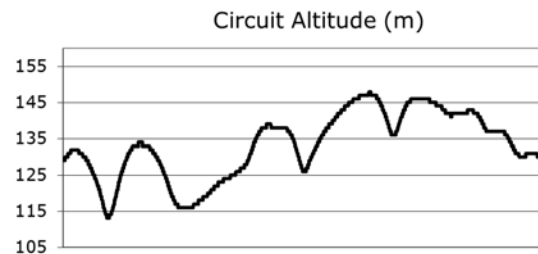
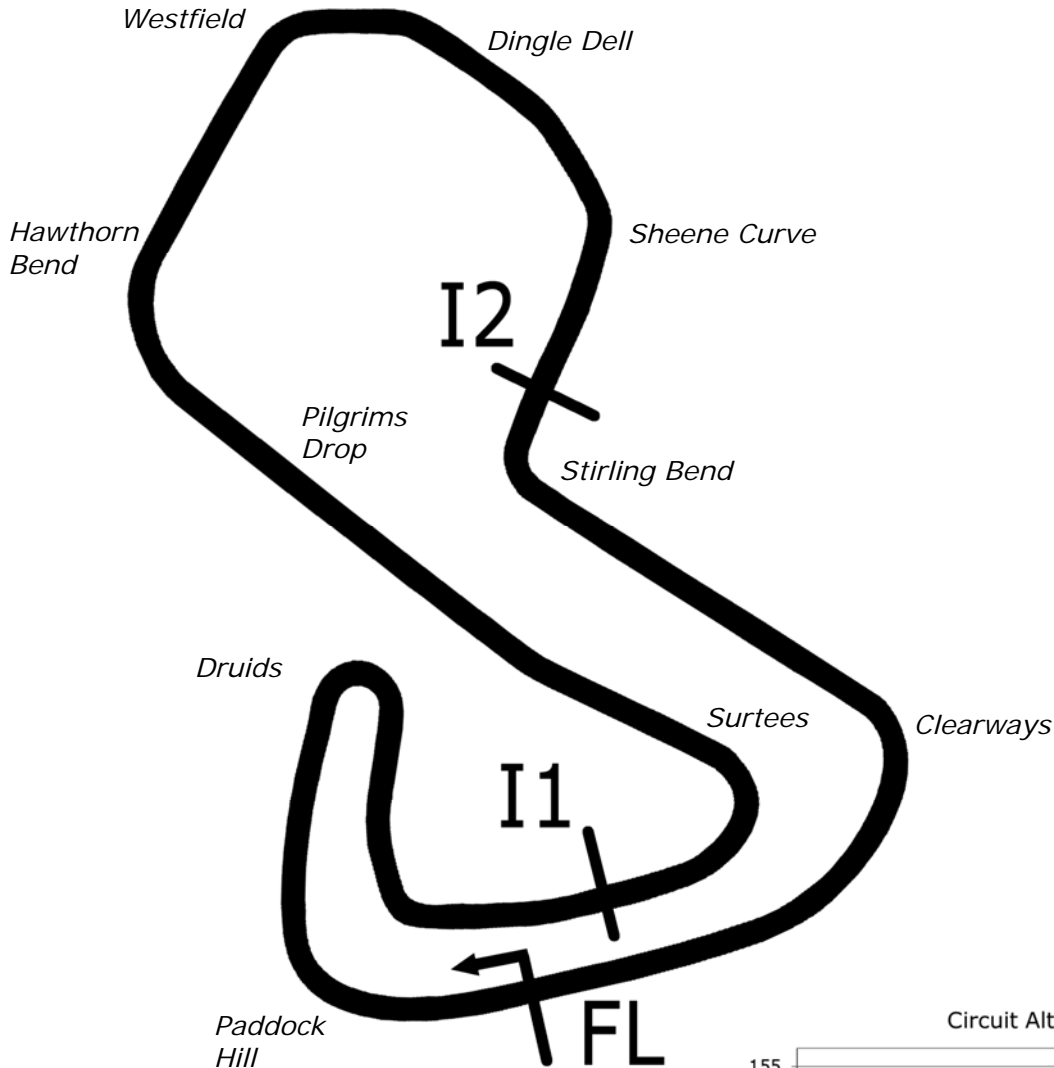
Results Provided by Timing Solutions Ltd
www.tsl-timing.com

Brands Hatch GP



SPORTS TIMING

TIMING SOLUTIONS LTD



Length	2.4333 miles	3916.0 m	
FL		51.36032 N	0.26032 E
I1	1116m	51.35934 N	0.25955 E
I2	2928m	51.35532 N	0.26250 E
Pit Entry	3646m	51.35911 N	0.25743 E
Pit Exit	26m after FL	51.36027 N	0.26078 E
Pit Entry-Pit Exit 277m, 16.6s @60kph, 12.4s @80kph			

All results available at www.tsl-timing.com

APR Volkswagen Racing Cup

QUALIFYING - RACE 7 - ROUND 11 - CLASSIFICATION

POS	NO	NAME	ENTRY	TIME	ON	LAPS	GAP	DIFF	MPH
1	5	Nick BEAUMONT	Scirocco R - JWB Motorsport	1:41.279	11	11			86.49
2	77	David SUTTON	Golf GTI - Team Hard	1:41.489	9	11	0.210	0.210	86.31
3	15	Ross WYLIE	Scirocco R - Slidesports	1:41.551	10	10	0.272	0.062	86.26
4	13	Joe FULBROOK	Golf GTI - AWM/Warranty Direct	1:41.594	9	12	0.315	0.043	86.22
5	8	Aaron MASON	Scirocco R - AWM/Warranty Direct	1:41.640	9	10	0.361	0.046	86.18
6	11	Philip HOUSE	Scirocco R - PH Motorsport	1:41.675	12	12	0.396	0.035	86.15
7	3	Chris PANAYIOTOU	Golf GTI - KPM Racing	1:41.723	12	12	0.444	0.048	86.11
8	4	Stewart LINES	Scirocco R - KPM Racing	1:41.738	12	12	0.459	0.015	86.10
9	30	Martin DEPPE	Scirocco R - KPM Racing	1:41.846	9	11	0.567	0.108	86.01
10	81	Henry GILBERT	Golf GTI - Henry Gilbert Racing	1:41.884	11	11	0.605	0.038	85.97
11	47 *	Tom BARLEY	Golf GTI - Team Hard	1:41.952	8	9	0.673	0.068	85.92
12	14	Josh CAYGILL	Golf GTI - AWM/Warranty Direct	1:42.100	8	12	0.821	0.148	85.79
13	32	Kieran GRIFFIN	Scirocco R - JWB Motorsport	1:42.610	10	10	1.331	0.510	85.37
14	9	Peter WYHINNY	SEAT Leon Cupra - Volkswagen Racing	1:43.242	8	11	1.963	0.632	84.84
15	41	Sam MORGAN	Golf GTI - Team Hard	1:43.645	10	10	2.366	0.403	84.51
16	24	Philip MORRIS	Golf GTI - KPM Racing	1:43.754	11	11	2.475	0.109	84.42
17	99	Jack WALKER-TULLEY	Golf GTI - CMW Racing	1:43.844	11	11	2.565	0.090	84.35
18	2 *	Kieran GALLAGHER	Golf GTI - Team Hard	1:43.962	5	10	2.683	0.118	84.26
19	40	Simon TOMLINSON	Golf GTI - AWM/Warranty Direct	1:44.700	6	11	3.421	0.738	83.66
20	19	David FAIRBROTHER	Scirocco R - Slidesports/Pall-Ex	1:44.712	10	10	3.433	0.012	83.65
21	48	Richard MORGAN	Golf GTI - Slidesports	1:44.989	12	12	3.710	0.277	83.43
22	51	Simon ANDREWS	Golf GTI - Warranty Direct Racing	1:45.237	10	11	3.958	0.248	83.23
23	20	Graham PERKINS	Golf GTI - Team Hard	1:45.646	9	11	4.367	0.409	82.91
24	55	Richard LEVETT	Golf GTI - JWB Motorsport	1:47.111	6	10	5.832	1.465	81.78
25	69	Mark CLYNES	Golf GTI - JWB Motorsport	1:47.586	10	10	6.307	0.475	81.42
26	31	Paul DEHADRAY	Golf GTI - JWB Motorsport	1:48.252	7	10	6.973	0.666	80.92
27	7	David GARNSWORTHY	Caddy Van - Vanworx	1:51.428	8	8	10.149	3.176	78.61

Cars 2 & 47 - Please fit a working transponder

Weather / Track : Cloudy / Dry

These results are provisional until the conclusion of any judicial and technical matters.

Brands Hatch GP

Circuit Length = 2.4332 miles

Start: 17:04 Flag 17:24 End: 17:26

Clerk Of Course :

Timekeeper :

APR Volkswagen Racing Cup

QUALIFYING - RACE 7 - ROUND 11 - SECTOR ANALYSIS

SECTOR 1 = FL to I1, SECTOR 2 = I1 to I2, SECTOR 3 = I2 to FL, DIFF = Difference To Personal Best Lap

P1		5		Nick BEAUMONT		Scirocco R - JWB Motorsport					
LAP		SECTOR 1		SECTOR 2		SECTOR 3		LAP TIME	MPH	DIFF	TIME OF DAY
1 -	OUTLAP	76.7	52.627	68.5	27.234	101.3	2:04.618	70.29	23.339	17:07:13.395	
2 -	35.512	86.8	48.828	73.9	27.657	94.6	1:51.997	78.21	10.718	17:09:05.392	
3 -	34.558	88.7	48.709	59.8	32.307	111.4	1:55.574	75.79	14.295	17:11:00.966	
4 -	32.455	91.0	46.476	79.0	25.290	112.9	1:44.221	84.05	2.942	17:12:45.187	
5 -	32.278	90.9	45.610	82.7	24.668	113.9	1:42.556	85.41	1.277	17:14:27.743	
6 -	32.090	90.9	47.009	64.9	31.554	112.5	1:50.653	79.16	9.374	17:16:18.396	
7 -	32.051	90.8	45.361	86.1	24.493	113.1	1:41.905 (2)	85.96	0.626	17:18:00.301	
8 -	32.257	91.1	45.790	80.9	24.696	112.5	1:42.743	85.25	1.464	17:19:43.044	
9 -	31.862	91.5	45.424	83.9	24.735	112.7	1:42.021 (3)	85.86	0.742	17:21:25.065	
10 -	33.271	87.2	46.235	80.6	24.610	113.3	1:44.116	84.13	2.837	17:23:09.181	
11 -	31.666	91.8	45.056	83.2	24.557	116.5	1:41.279 (1)	86.49		17:24:50.460	

P2		77		David SUTTON		Golf GTI - Team Hard					
LAP		SECTOR 1		SECTOR 2		SECTOR 3		LAP TIME	MPH	DIFF	TIME OF DAY
1 -	36.158	87.1	48.679	81.9	26.137	110.5	1:50.974	78.93	9.485	17:08:19.271	
2 -	33.666	87.8	46.854	86.9	25.224	110.9	1:45.744	82.84	4.255	17:10:05.015	
3 -	32.893	88.3	46.186	84.8	25.027	110.9	1:44.106	84.14	2.617	17:11:49.121	
4 -	32.460	88.5	45.942	87.8	24.946	111.4	1:43.348	84.76	1.859	17:13:32.469	
5 -	32.272	89.0	45.726	85.7	24.883	111.2	1:42.881	85.14	1.392	17:15:15.350	
6 -	32.203	89.4	45.600	89.5	24.666	110.5	1:42.469	85.48	0.980	17:16:57.819	
7 -	31.932	90.0	45.197	89.0	24.967	110.3	1:42.096	85.80	0.607	17:18:39.915	
8 -	31.750	90.1	45.284	88.3	24.711	110.1	1:41.745	86.09	0.256	17:20:21.660	
9 -	31.813	90.4	45.035	87.6	24.641	110.7	1:41.489 (1)	86.31		17:22:03.149	
10 -	31.630	90.0	45.436	90.9	24.572	110.9	1:41.638 (2)	86.18	0.149	17:23:44.787	
11 -	31.563	90.4	45.535	90.5	24.593	110.0	1:41.691 (3)	86.14	0.202	17:25:26.478	

P3		15		Ross WYLIE		Scirocco R - Slidesports					
LAP		SECTOR 1		SECTOR 2		SECTOR 3		LAP TIME	MPH	DIFF	TIME OF DAY
1 -	35.818	78.5	50.250	77.6	25.355	116.5	1:51.423	78.61	9.872	17:08:59.189	
2 -	32.651	89.0	45.221	87.3	24.610	115.3	1:42.482	85.47	0.931	17:10:41.671	
3 -	37.793	72.6	48.321	83.7	25.715	115.9	1:51.829	78.33	10.278	17:12:33.500	
4 -	31.917	91.9	45.512	88.5	24.494	115.3	1:41.923 (3)	85.94	0.372	17:14:15.423	
5 -	35.289	68.2	57.468	65.7	30.827	85.4	2:03.584	70.88	22.033	17:16:19.007	
6 -	38.905	81.3	49.288	83.6	25.457	115.7	1:53.650	77.07	12.099	17:18:12.657	
7 -	31.910	91.9	45.465	86.2	24.499	115.7	1:41.874 (2)	85.98	0.323	17:19:54.531	
8 -	34.231	78.0	53.003	76.3	25.680	114.9	1:52.914	77.57	11.363	17:21:47.445	
9 -	32.160	91.4	45.298	86.1	24.599	115.3	1:42.057	85.83	0.506	17:23:29.502	
10 -	31.896	92.0	45.087	86.1	24.568	114.7	1:41.551 (1)	86.26		17:25:11.053	

P4		13		Joe FULBROOK		Golf GTI - AWM/Warranty Direct					
LAP		SECTOR 1		SECTOR 2		SECTOR 3		LAP TIME	MPH	DIFF	TIME OF DAY
1 -	OUTLAP	83.9	51.917	77.9	26.549	110.3	1:59.994	73.00	18.400	17:06:24.989	
2 -	35.479	87.0	46.813	85.0	25.704	107.8	1:47.996	81.11	6.402	17:08:12.985	
3 -	33.295	86.8	45.895	89.4	25.516	107.0	1:44.706	83.66	3.112	17:09:57.691	
4 -	32.638	87.8	45.629	89.0	24.932	111.1	1:43.199	84.88	1.605	17:11:40.890	
5 -	32.587	88.3	45.350	91.5	25.381	107.8	1:43.318	84.78	1.724	17:13:24.208	
6 -	32.314	89.3	45.198	90.8	24.841	112.0	1:42.353	85.58	0.759	17:15:06.561	
7 -	32.222	89.0	46.008	88.5	25.010	109.6	1:43.240	84.84	1.646	17:16:49.801	
8 -	32.074	89.9	45.083	85.0	25.171	111.6	1:42.328 (3)	85.60	0.734	17:18:32.129	
9 -	31.975	90.0	44.891	87.7	24.728	111.8	1:41.594 (1)	86.22		17:20:13.723	
10 -	31.867	89.4	47.067	81.1	25.238	111.2	1:44.172	84.09	2.578	17:21:57.895	
11 -	31.957	90.3	45.343	89.4	25.137	111.6	1:42.437	85.51	0.843	17:23:40.332	
12 -	31.938	89.9	45.231	92.3	24.743	112.0	1:41.912 (2)	85.95	0.318	17:25:22.244	

P5		8		Aaron MASON		Scirocco R - AWM/Warranty Direct					
LAP		SECTOR 1		SECTOR 2		SECTOR 3		LAP TIME	MPH	DIFF	TIME OF DAY
1 -	OUTLAP	74.5	50.139	74.8	26.073	107.0	1:57.324	74.66	15.684	17:06:23.735	
2 -	35.050	88.7	46.573	86.8	25.363	109.4	1:46.986	81.87	5.346	17:08:10.721	

Weather / Track : Cloudy / Dry

Brands Hatch GP

Circuit Length = 2.4332 miles

Start: 17:04 Flag 17:24 End: 17:26

APR Volkswagen Racing Cup

QUALIFYING - RACE 7 - ROUND 11 - SECTOR ANALYSIS

SECTOR 1 = FL to I1, SECTOR 2 = I1 to I2, SECTOR 3 = I2 to FL, DIFF = Difference To Personal Best Lap

3 -	33.146	89.1	46.165	87.0	24.894	112.5	1:44.205	84.06	2.565	17:09:54.926
4 -	32.423	91.8	45.735	89.3	24.785	111.8	1:42.943	85.09	1.303	17:11:37.869
5 -	32.292	91.1	45.412	88.7	24.566	112.7	1:42.270 (3)	85.65	0.630	17:13:20.139
6 -	32.094	91.8	45.302	82.1	24.941	112.9	1:42.337	85.59	0.697	17:15:02.476
7 -	34.832	89.3	47.108	88.8	24.666	111.6	1:46.606	82.17	4.966	17:16:49.082
8 -	32.138	91.3	45.347	87.8	24.747	113.1	1:42.232 (2)	85.68	0.592	17:18:31.314
9 -	32.172	90.9	45.126	89.2	24.342	112.5	1:41.640 (1)	86.18		17:20:12.954
10 -	36.740	85.5	48.879	63.9	27.460	111.8	1:53.079	77.46	11.439	17:22:06.033

P6	11	Philip HOUSE		Scirocco R - PH Motorsport						
LAP	SECTOR 1	SECTOR 2	SECTOR 3	LAP TIME	MPH	DIFF	TIME OF DAY			
1 -	OUTLAP	85.7	50.436	81.0	26.486	108.7	1:57.417	74.60	15.742	17:06:20.003
2 -	34.420	88.3	46.653	84.4	25.043	110.3	1:46.116	82.54	4.441	17:08:06.119
3 -	34.970	81.4	46.757	70.3	25.314	110.9	1:47.041	81.83	5.366	17:09:53.160
4 -	32.198	90.0	45.259	88.0	24.610	110.5	1:42.067 (3)	85.82	0.392	17:11:35.227
5 -	32.011	89.7	45.849	90.1	24.821	109.8	1:42.681	85.31	1.006	17:13:17.908
6 -	35.857	77.5	45.905	90.5	24.672	109.6	1:46.434	82.30	4.759	17:15:04.342
7 -	32.120	90.6	45.464	89.1	24.627	108.9	1:42.211	85.70	0.536	17:16:46.553
8 -	32.026	89.1	45.343	89.4	26.992	86.4	1:44.361	83.93	2.686	17:18:30.914
9 -	36.743	57.4	51.643	80.7	26.221	110.0	1:54.607	76.43	12.932	17:20:25.521
10 -	32.014	90.5	46.745	82.9	25.655	108.9	1:44.414	83.89	2.739	17:22:09.935
11 -	31.848	89.4	45.178	91.0	24.739	108.7	1:41.765 (2)	86.07	0.090	17:23:51.700
12 -	31.900	89.3	45.108	90.8	24.667	108.9	1:41.675 (1)	86.15		17:25:33.375

P7	3	Chris PANAYIOTOU		Golf GTI - KPM Racing						
LAP	SECTOR 1	SECTOR 2	SECTOR 3	LAP TIME	MPH	DIFF	TIME OF DAY			
1 -	OUTLAP	83.5	50.849	77.1	25.903	113.1	1:58.024	74.22	16.301	17:06:21.530
2 -	33.594	90.6	46.535	82.4	24.704	115.9	1:44.833	83.55	3.110	17:08:06.363
3 -	33.204	89.8	45.864	88.0	25.117	113.9	1:44.185	84.07	2.462	17:09:50.548
4 -	32.484	90.0	45.701	86.7	24.534	114.9	1:42.719	85.27	0.996	17:11:33.267
5 -	32.471	92.0	48.033	86.3	24.468	115.5	1:44.972	83.44	3.249	17:13:18.239
6 -	32.882	92.0	46.169	84.9	24.585	114.5	1:43.636	84.52	1.913	17:15:01.875
7 -	32.061	91.8	46.228	86.7	24.316	115.1	1:42.605	85.37	0.882	17:16:44.480
8 -	32.756	90.6	46.280	88.3	24.242	115.1	1:43.278	84.81	1.555	17:18:27.758
9 -	32.106	92.0	45.830	87.2	24.247	112.0	1:42.183 (2)	85.72	0.460	17:20:09.941
10 -	33.573	86.5	54.220	65.9	29.797	113.5	1:57.590	74.49	15.867	17:22:07.531
11 -	32.120	91.6	45.935	87.6	24.373	114.7	1:42.428 (3)	85.52	0.705	17:23:49.959
12 -	31.976	92.4	45.321	89.4	24.426	114.1	1:41.723 (1)	86.11		17:25:31.682

P8	4	Stewart LINES		Scirocco R - KPM Racing						
LAP	SECTOR 1	SECTOR 2	SECTOR 3	LAP TIME	MPH	DIFF	TIME OF DAY			
1 -	OUTLAP	85.3	50.764	76.5	26.495	108.0	1:59.190	73.49	17.452	17:06:18.899
2 -	34.300	89.8	46.799	84.9	25.731	112.2	1:46.830	81.99	5.092	17:08:05.729
3 -	34.118	84.0	46.673	84.7	24.779	115.1	1:45.570	82.97	3.832	17:09:51.299
4 -	32.363	90.4	45.739	87.0	24.514	115.7	1:42.616	85.36	0.878	17:11:33.915
5 -	32.633	91.5	45.693	84.3	24.847	114.9	1:43.173	84.90	1.435	17:13:17.088
6 -	32.054	92.3	45.464	85.9	24.563	115.3	1:42.081 (3)	85.81	0.343	17:14:59.169
7 -	32.087	91.6	45.157	85.0	25.243	114.3	1:42.487	85.47	0.749	17:16:41.656
8 -	32.660	90.1	45.419	87.0	24.641	113.9	1:42.720	85.27	0.982	17:18:24.376
9 -	32.073	91.4	45.339	88.4	24.670	113.3	1:42.082	85.81	0.344	17:20:06.458
10 -	32.347	91.6	46.225	86.9	25.486	113.3	1:44.058	84.18	2.320	17:21:50.516
11 -	32.242	92.3	45.308	89.1	24.399	115.7	1:41.949 (2)	85.92	0.211	17:23:32.465
12 -	32.090	91.8	45.122	89.0	24.526	114.3	1:41.738 (1)	86.10		17:25:14.203

P9	30	Martin DEPPE		Scirocco R - KPM Racing						
LAP	SECTOR 1	SECTOR 2	SECTOR 3	LAP TIME	MPH	DIFF	TIME OF DAY			
1 -	OUTLAP	86.3	50.604	76.5	26.561	109.8	1:57.824	74.34	15.978	17:06:19.322
2 -	34.330	89.7	46.728	86.0	25.615	109.6	1:46.673	82.11	4.827	17:08:05.995
3 -	33.105	88.7	45.709	89.7	25.131	110.7	1:43.945	84.27	2.099	17:09:49.940
4 -	32.619	86.5	45.521	88.4	24.916	111.4	1:43.056	85.00	1.210	17:11:32.996
5 -	32.326	90.0	45.996	85.8	25.027	111.4	1:43.349	84.75	1.503	17:13:16.345

Weather / Track : Cloudy / Dry

Brands Hatch GP

Circuit Length = 2.4332 miles

Start: 17:04 Flag 17:24 End: 17:26

APR Volkswagen Racing Cup

QUALIFYING - RACE 7 - ROUND 11 - SECTOR ANALYSIS

SECTOR 1 = FL to I1, SECTOR 2 = I1 to I2, SECTOR 3 = I2 to FL, DIFF = Difference To Personal Best Lap

6 -	32.087	90.9	45.476	89.7	24.836	111.6	1:42.399	85.54	0.553	17:14:58.744
7 -	32.036	90.4	45.042	84.0	25.755	109.6	1:42.833	85.18	0.987	17:16:41.577
8 -	33.334	87.2	46.673	83.1	24.908	112.0	1:44.915	83.49	3.069	17:18:26.492
9 -	32.134	90.0	45.125	89.9	24.587	112.2	1:41.846 (1)	86.01		17:20:08.338
10 -	31.916	90.6	45.334	90.3	24.639	111.4	1:41.889 (2)	85.97	0.043	17:21:50.227
11 -	31.990	89.9	45.557	89.3	24.602	112.7	1:42.149 (3)	85.75	0.303	17:23:32.376

P10 81		Henry GILBERT		Golf GTI - Henry Gilbert Racing						
LAP	SECTOR 1		SECTOR 2		SECTOR 3		LAP TIME	MPH	DIFF	TIME OF DAY
1 -	34.596	86.4	47.778	82.3	25.589	110.7	1:53.283	77.32	11.399	17:08:27.912
2 -	33.328	88.4	46.376	80.1	25.278	111.8	1:44.982	83.44	3.098	17:10:12.894
3 -	32.877	89.1	45.742	83.6	25.107	112.5	1:43.726	84.45	1.842	17:11:56.620
4 -	32.486	89.5	45.524	85.7	24.826	113.5	1:42.836	85.18	0.952	17:13:39.456
5 -	32.331	89.8	45.370	86.3	24.711	112.7	1:42.412 (3)	85.53	0.528	17:15:21.868
6 -	32.362	89.1	45.276	86.7	24.635	112.7	1:42.273 (2)	85.65	0.389	17:17:04.141
7 -	33.408	89.1	46.381	81.3	25.017	112.7	1:44.806	83.58	2.922	17:18:48.947
8 -	32.414	90.4	45.462	85.5	24.653	113.1	1:42.529	85.43	0.645	17:20:31.476
9 -	32.121	91.1	45.923	82.6	24.809	113.3	1:42.853	85.16	0.969	17:22:14.329
10 -	32.415	90.3	46.209	83.8	25.637	112.4	1:44.261	84.01	2.377	17:23:58.590
11 -	32.194	90.4	45.138	86.3	24.552	112.9	1:41.884 (1)	85.97		17:25:40.474

P11 47		Tom BARLEY		Golf GTI - Team Hard						
LAP	SECTOR 1		SECTOR 2		SECTOR 3		LAP TIME	MPH	DIFF	TIME OF DAY
1 -							5:30.624	26.49	3:48.672	17:12:05.327
2 -							1:44.604	83.74	2.652	17:13:49.931
3 -							1:43.540	84.60	1.588	17:15:33.471
4 -							1:43.446 (3)	84.68	1.494	17:17:16.917
5 -							1:43.030 (2)	85.02	1.078	17:18:59.947
6 -							1:47.633	81.38	5.681	17:20:47.580
7 -							1:43.642	84.52	1.690	17:22:31.222
8 -							1:41.952 (1)	85.92		17:24:13.174
9 -							1:43.756	84.42	1.804	17:25:56.930

P12 14		Josh CAYGILL		Golf GTI - AWM/Warranty Direct						
LAP	SECTOR 1		SECTOR 2		SECTOR 3		LAP TIME	MPH	DIFF	TIME OF DAY
1 -	OUTLAP	75.9	51.137	83.7	25.948	108.7	1:58.110	74.16	16.010	17:06:29.852
2 -	33.728	91.0	47.001	86.7	25.519	108.2	1:46.248	82.44	4.148	17:08:16.100
3 -	32.660	91.5	46.321	89.2	25.034	110.0	1:44.015	84.21	1.915	17:10:00.115
4 -	32.377	92.1	45.820	87.8	24.885	111.1	1:43.082	84.97	0.982	17:11:43.197
5 -	32.475	92.3	45.537	89.7	24.837	111.2	1:42.849	85.17	0.749	17:13:26.046
6 -	31.890	92.8	45.781	89.1	24.819	111.1	1:42.490 (3)	85.47	0.390	17:15:08.536
7 -	32.353	91.9	45.762	87.1	24.787	110.5	1:42.902	85.12	0.802	17:16:51.438
8 -	31.877	92.4	45.605	89.7	24.618	111.1	1:42.100 (1)	85.79		17:18:33.538
9 -	31.997	92.3	45.484	90.3	24.848	110.3	1:42.329 (2)	85.60	0.229	17:20:15.867
10 -	32.058	92.0	45.986	90.8	24.875	110.7	1:42.919	85.11	0.819	17:21:58.786
11 -	32.008	91.8	45.874	87.2	30.394	99.7	1:48.276	80.90	6.176	17:23:47.062
12 -	32.958	91.9	46.240	90.9	25.005	109.6	1:44.203	84.06	2.103	17:25:31.265

P13 32		Kieran GRIFFIN		Scirocco R - JWB Motorsport						
LAP	SECTOR 1		SECTOR 2		SECTOR 3		LAP TIME	MPH	DIFF	TIME OF DAY
1 -	35.444	86.7	49.615	73.7	27.216	110.9	1:52.275	78.02	9.665	17:09:06.666
2 -	34.600	88.5	47.981	67.7	27.745	109.4	1:50.326	79.39	7.716	17:10:56.992
3 -	33.737	88.7	46.831	82.5	25.574	111.1	1:46.142	82.52	3.532	17:12:43.134
4 -	33.146	90.1	46.075	82.6	25.168	110.7	1:44.389	83.91	1.779	17:14:27.523
5 -	33.407	89.3	46.594	73.5	26.194	111.1	1:46.195	82.48	3.585	17:16:13.718
6 -	33.181	90.4	45.460	85.8	25.199	111.4	1:43.840	84.35	1.230	17:17:57.558
7 -	32.606	91.9	45.766	79.5	25.217	111.8	1:43.589	84.56	0.979	17:19:41.147
8 -	32.749	90.9	45.624	79.9	25.157	111.2	1:43.530 (3)	84.61	0.920	17:21:24.677
9 -	32.697	90.1	45.392	82.6	24.935	111.4	1:43.024 (2)	85.02	0.414	17:23:07.701
10 -	32.460	90.5	45.151	83.6	24.999	114.9	1:42.610 (1)	85.37		17:24:50.311

Weather / Track : Cloudy / Dry

Results can be found at www.tsl-timing.com

Page 3 of 7

Brands Hatch GP

Circuit Length = 2.4332 miles

Start: 17:04 Flag 17:24 End: 17:26

Printed - 17:30 Saturday, 10 August 2013

APR Volkswagen Racing Cup

QUALIFYING - RACE 7 - ROUND 11 - SECTOR ANALYSIS

SECTOR 1 = FL to I1, SECTOR 2 = I1 to I2, SECTOR 3 = I2 to FL, DIFF = Difference To Personal Best Lap

P14		9		Peter WYHINNY		SEAT Leon Cupra - Volkswagen Racing				
LAP		SECTOR 1	SECTOR 2	SECTOR 3	LAP TIME	MPH	DIFF	TIME OF DAY		
1 -	OUTLAP	79.1	53.941	69.1	27.897	108.9	2:09.067	67.87	25.825	17:06:54.367
2 -	36.457	87.0	48.466	78.6	26.105	111.4	1:51.028	78.89	7.786	17:08:45.395
3 -	32.989	89.7	46.490	84.6	25.103	111.2	1:44.582	83.76	1.340	17:10:29.977
4 -	32.632	90.5	47.435	79.6	25.187	111.4	1:45.254	83.22	2.012	17:12:15.231
5 -	32.749	90.0	45.671	87.4	24.937	111.2	1:43.357 (3)	84.75	0.115	17:13:58.588
6 -	36.724	88.3	46.502	78.3	25.450	111.1	1:48.676	80.60	5.434	17:15:47.264
7 -	32.353	90.6	46.278	87.3	25.118	110.7	1:43.749	84.43	0.507	17:17:31.013
8 -	32.417	89.7	45.944	86.4	24.881	111.8	1:43.242 (1)	84.84		17:19:14.255
9 -	32.732	89.5	45.800	87.0	24.789	112.0	1:43.321 (2)	84.78	0.079	17:20:57.576
10 -	32.371	90.1	46.484	88.8	26.297	109.4	1:45.152	83.30	1.910	17:22:42.728
11 -	33.286	89.4	45.995	84.6	25.426	109.8	1:44.707	83.66	1.465	17:24:27.435

P15		41		Sam MORGAN		Golf GTI - Team Hard				
LAP		SECTOR 1	SECTOR 2	SECTOR 3	LAP TIME	MPH	DIFF	TIME OF DAY		
1 -	36.334	83.9	51.264	76.8	26.374	108.5	1:53.972	76.85	10.327	17:09:03.120
2 -	34.858	87.9	48.547	83.3	25.896	109.1	1:49.301	80.14	5.656	17:10:52.421
3 -	33.843	88.3	48.032	84.4	25.398	109.2	1:47.273	81.65	3.628	17:12:39.694
4 -	33.726	88.7	47.253	87.7	25.049	109.8	1:46.028	82.61	2.383	17:14:25.722
5 -	32.814	89.4	46.872	86.5	24.910	109.2	1:44.596	83.74	0.951	17:16:10.318
6 -	32.758	89.4	46.584	89.1	24.680	110.9	1:44.022 (2)	84.21	0.377	17:17:54.340
7 -	32.776	88.8	46.700	90.0	25.141	110.0	1:44.617	83.73	0.972	17:19:38.957
8 -	33.172	89.2	46.963	88.4	26.744	110.7	1:46.879	81.96	3.234	17:21:25.836
9 -	33.262	89.9	46.508	87.0	24.647	111.2	1:44.417 (3)	83.89	0.772	17:23:10.253
10 -	32.585	89.7	46.254	89.5	24.806	110.7	1:43.645 (1)	84.51		17:24:53.898

P16		24		Philip MORRIS		Golf GTI - KPM Racing				
LAP		SECTOR 1	SECTOR 2	SECTOR 3	LAP TIME	MPH	DIFF	TIME OF DAY		
1 -	OUTLAP	82.2	54.587	73.7	28.256	106.5	2:08.242	68.30	24.488	17:07:10.018
2 -	37.320	85.9	51.704	77.3	28.855	98.5	1:57.879	74.31	14.125	17:09:07.897
3 -	35.221	89.5	48.366	75.4	26.577	112.0	1:50.164	79.51	6.410	17:10:58.061
4 -	34.315	91.1	47.130	86.7	25.076	111.1	1:46.521	82.23	2.767	17:12:44.582
5 -	33.662	91.0	46.385	87.8	24.985	111.8	1:45.032	83.40	1.278	17:14:29.614
6 -	33.154	90.8	46.587	83.6	25.192	112.5	1:44.933 (3)	83.48	1.179	17:16:14.547
7 -	33.099	91.5	45.972	87.8	25.267	111.8	1:44.338 (2)	83.95	0.584	17:17:58.885
8 -	37.114	78.8	49.723	84.8	25.177	112.2	1:52.014	78.20	8.260	17:19:50.899
9 -	32.879	90.1	47.244	76.7	25.577	111.6	1:45.700	82.87	1.946	17:21:36.599
10 -	32.852	90.5	47.350	85.1	25.088	111.6	1:45.290	83.19	1.536	17:23:21.889
11 -	32.642	91.4	46.084	88.8	25.028	112.0	1:43.754 (1)	84.42		17:25:05.643

P17		99		Jack WALKER-TULLEY		Golf GTI - CMW Racing				
LAP		SECTOR 1	SECTOR 2	SECTOR 3	LAP TIME	MPH	DIFF	TIME OF DAY		
1 -	OUTLAP	70.4	54.252	67.2	29.383	106.5	2:06.439	69.28	22.595	17:06:45.433
2 -	34.449	88.4	48.360	77.0	26.147	109.8	1:48.956	80.39	5.112	17:08:34.389
3 -	33.107	89.3	46.968	82.1	25.079	110.7	1:45.154	83.30	1.310	17:10:19.543
4 -	35.356	77.3	47.567	76.7	25.362	110.1	1:48.285	80.89	4.441	17:12:07.828
5 -	32.556	89.4	46.401	85.5	25.400	109.8	1:44.357	83.94	0.513	17:13:52.185
6 -	32.533	89.5	46.259	83.3	25.444	110.0	1:44.236 (3)	84.03	0.392	17:15:36.421
7 -	34.124	86.8	48.225	75.7	25.964	108.9	1:48.313	80.87	4.469	17:17:24.734
8 -	32.715	88.8	46.463	83.9	25.296	108.9	1:44.474	83.84	0.630	17:19:09.208
9 -	32.530	89.5	46.181	85.0	25.214	110.3	1:43.925 (2)	84.29	0.081	17:20:53.133
10 -	34.261	76.5	52.025	71.1	25.593	110.0	1:51.879	78.29	8.035	17:22:45.012
11 -	32.467	90.4	46.222	86.5	25.155	109.6	1:43.844 (1)	84.35		17:24:28.856

P18		2		Kieran GALLAGHER		Golf GTI - Team Hard				
LAP		SECTOR 1	SECTOR 2	SECTOR 3	LAP TIME	MPH	DIFF	TIME OF DAY		
1 -					1:53.876	76.92	9.914	17:08:26.085		
2 -					1:48.727	80.56	4.765	17:10:14.812		
3 -					1:45.238 (3)	83.23	1.276	17:12:00.050		

Brands Hatch GP

Circuit Length = 2.4332 miles

Start: 17:04 Flag 17:24 End: 17:26

Weather / Track : Cloudy / Dry

APR Volkswagen Racing Cup

QUALIFYING - RACE 7 - ROUND 11 - SECTOR ANALYSIS

SECTOR 1 = FL to I1, SECTOR 2 = I1 to I2, SECTOR 3 = I2 to FL, DIFF = Difference To Personal Best Lap

4 -							1:44.683 (2)	83.67	0.721	17:13:44.733
5 -							1:43.962 (1)	84.26		17:15:28.695
6 -							1:46.691	82.10	2.729	17:17:15.386
7 -							1:46.750	82.05	2.788	17:19:02.136
8 -							1:50.227	79.47	6.265	17:20:52.363
9 -							1:46.227	82.46	2.265	17:22:38.590
10 -							1:47.973	81.12	4.011	17:24:26.563

P19	40	Simon TOMLINSON					Golf GTI - AWM/Warranty Direct				
LAP		SECTOR 1		SECTOR 2		SECTOR 3		LAP TIME	MPH	DIFF	TIME OF DAY
1 -	OUTLAP	76.0	53.923	60.1	27.536	108.5	2:07.977	68.44	23.277	17:06:57.668	
2 -	35.985	88.1	48.681	79.2	26.178	109.4	1:50.844	79.02	6.144	17:08:48.512	
3 -	34.151	91.8	47.596	82.6	25.478	110.1	1:47.225	81.69	2.525	17:10:35.737	
4 -	33.605	92.1	46.886	80.0	25.475	111.4	1:45.966 (3)	82.66	1.266	17:12:21.703	
5 -	33.728	90.3	49.724	80.9	25.877	108.7	1:49.329	80.12	4.629	17:14:11.032	
6 -	33.138	92.6	46.385	79.7	25.177	110.7	1:44.700 (1)	83.66		17:15:55.732	
7 -	33.004	93.2	47.754	79.6	25.480	110.3	1:46.238	82.45	1.538	17:17:41.970	
8 -	33.076	93.3	47.607	79.7	25.450	110.5	1:46.133	82.53	1.433	17:19:28.103	
9 -	33.909	92.1	47.079	80.6	25.017	111.1	1:46.005	82.63	1.305	17:21:14.108	
10 -	32.730	88.5	47.964	79.1	25.130	108.4	1:45.824 (2)	82.77	1.124	17:22:59.932	
11 -	33.799	88.7	50.108	77.0	26.718	89.7	1:50.625	79.18	5.925	17:24:50.557	

P20	19	David FAIRBROTHER					Scirocco R - Slidesports/Pall-Ex				
LAP		SECTOR 1		SECTOR 2		SECTOR 3		LAP TIME	MPH	DIFF	TIME OF DAY
1 -	37.122	81.7	52.012	77.7	25.905	110.1	1:55.039	76.14	10.327	17:09:01.196	
2 -	34.225	88.1	47.772	82.2	25.353	108.9	1:47.350	81.60	2.638	17:10:48.546	
3 -	33.382	87.4	47.575	82.2	25.565	109.6	1:46.522	82.23	1.810	17:12:35.068	
4 -	33.082	87.7	47.465	81.7	25.539	109.1	1:46.086	82.57	1.374	17:14:21.154	
5 -	33.099	87.1	47.230	80.4	25.855	108.7	1:46.184	82.49	1.472	17:16:07.338	
6 -	32.845	87.1	47.250	79.9	25.250	108.5	1:45.345 (3)	83.15	0.633	17:17:52.683	
7 -	36.392	82.8	50.364	83.0	25.475	109.4	1:52.231	78.05	7.519	17:19:44.914	
8 -	33.318	87.3	47.120	83.0	25.476	109.4	1:45.914	82.70	1.202	17:21:30.828	
9 -	32.836	88.4	46.794	83.6	25.461	109.8	1:45.091 (2)	83.35	0.379	17:23:15.919	
10 -	32.818	88.4	46.484	84.2	25.410	110.0	1:44.712 (1)	83.65		17:25:00.631	

P21	48	Richard MORGAN					Golf GTI - Slidesports				
LAP		SECTOR 1		SECTOR 2		SECTOR 3		LAP TIME	MPH	DIFF	TIME OF DAY
1 -	OUTLAP	63.5	51.790	81.0	26.535	110.9	2:01.372	72.17	16.383	17:06:32.137	
2 -	34.476	88.0	48.668	83.8	25.466	109.8	1:48.610	80.65	3.621	17:08:20.747	
3 -	33.510	88.6	47.579	83.3	25.193	110.7	1:46.282	82.42	1.293	17:10:07.029	
4 -	33.239	89.1	47.677	83.6	25.376	110.1	1:46.292	82.41	1.303	17:11:53.321	
5 -	33.405	89.0	47.047	83.7	24.976	110.0	1:45.428 (3)	83.08	0.439	17:13:38.749	
6 -	33.476	90.0	46.770	82.7	25.205	110.1	1:45.451	83.07	0.462	17:15:24.200	
7 -	32.959	89.4	47.380	81.1	25.173	110.3	1:45.512	83.02	0.523	17:17:09.712	
8 -	33.385	88.5	47.634	83.0	25.134	110.3	1:46.153	82.52	1.164	17:18:55.865	
9 -	33.092	87.9	47.240	82.6	25.046	109.4	1:45.378 (2)	83.12	0.389	17:20:41.243	
10 -	33.170	88.6	47.633	80.6	25.314	109.6	1:46.117	82.54	1.128	17:22:27.360	
11 -	33.263	88.7	47.473	84.2	25.005	109.1	1:45.741	82.84	0.752	17:24:13.101	
12 -	33.097	85.1	46.921	85.2	24.971	110.3	1:44.989 (1)	83.43		17:25:58.090	

P22	51	Simon ANDREWS					Golf GTI - Warranty Direct Racing				
LAP		SECTOR 1		SECTOR 2		SECTOR 3		LAP TIME	MPH	DIFF	TIME OF DAY
1 -	OUTLAP	68.4	53.884	64.9	26.954	110.9	2:07.748	68.57	22.511	17:06:56.507	
2 -	36.025	82.2	48.774	80.1	25.632	112.4	1:50.431	79.32	5.194	17:08:46.938	
3 -	34.301	86.4	47.842	81.4	25.409	112.5	1:47.552	81.44	2.315	17:10:34.490	
4 -	33.672	89.0	47.709	81.4	25.457	112.7	1:46.838	81.99	1.601	17:12:21.328	
5 -	33.434	90.8	47.909	81.9	25.658	111.4	1:47.001	81.86	1.764	17:14:08.329	
6 -	33.533	88.7	47.420	81.9	25.545	111.6	1:46.498 (3)	82.25	1.261	17:15:54.827	
7 -	33.520	89.8	47.758	84.2	25.401	112.5	1:46.679	82.11	1.442	17:17:41.506	
8 -	33.260	90.6	47.485	83.9	25.602	110.9	1:46.347 (2)	82.37	1.110	17:19:27.853	
9 -	34.143	82.3	48.214	84.6	25.328	112.0	1:47.685	81.34	2.448	17:21:15.538	

Weather / Track : Cloudy / Dry

Brands Hatch GP

Circuit Length = 2.4332 miles

Start: 17:04 Flag 17:24 End: 17:26

APR Volkswagen Racing Cup

QUALIFYING - RACE 7 - ROUND 11 - SECTOR ANALYSIS

SECTOR 1 = FL to I1, SECTOR 2 = I1 to I2, SECTOR 3 = I2 to FL, DIFF = Difference To Personal Best Lap

10 -	32.839	89.1	47.201	84.3	25.197	112.7	1:45.237 (1)	83.23		17:23:00.775
11 -	33.607	76.4	48.357	84.6	25.338	112.4	1:47.302	81.63	2.065	17:24:48.077

P23 20		Graham PERKINS		Golf GTI - Team Hard						
LAP	SECTOR 1	SECTOR 2	SECTOR 3	LAP TIME	MPH	DIFF	TIME OF DAY			
1 -	OUTLAP	81.2	53.857	67.7	27.543	107.8	2:08.392	68.22	22.746	17:06:55.114
2 -	36.304	87.8	49.046	80.6	25.696	110.0	1:51.046	78.88	5.400	17:08:46.160
3 -	33.797	89.8	48.381	83.7	25.562	109.1	1:47.740	81.30	2.094	17:10:33.900
4 -	33.525	91.1	47.543	83.2	25.378	109.6	1:46.446	82.29	0.800	17:12:20.346
5 -	33.274	90.0	47.743	82.3	25.696	108.4	1:46.713	82.08	1.067	17:14:07.059
6 -	33.561	90.4	48.329	83.7	25.259	109.2	1:47.149	81.75	1.503	17:15:54.208
7 -	33.158	91.3	47.979	82.4	25.304	108.5	1:46.441 (3)	82.29	0.795	17:17:40.649
8 -	33.215	90.1	47.462	83.3	25.528	109.2	1:46.205 (2)	82.48	0.559	17:19:26.854
9 -	33.201	90.3	47.163	86.5	25.282	109.2	1:45.646 (1)	82.91		17:21:12.500
10 -	33.078	90.3	48.929	86.2	25.240	108.9	1:47.247	81.67	1.601	17:22:59.747
11 -	34.110	65.1	47.518	86.9	25.306	109.1	1:46.934	81.91	1.288	17:24:46.681

P24 55		Richard LEVETT		Golf GTI - JWB Motorsport						
LAP	SECTOR 1	SECTOR 2	SECTOR 3	LAP TIME	MPH	DIFF	TIME OF DAY			
1 -	35.828	79.4	51.605	80.7	25.489	111.1	1:52.922	77.57	5.811	17:09:12.702
2 -	34.642	79.4	48.801	82.2	25.698	112.2	1:49.141	80.26	2.030	17:11:01.843
3 -	55.554	83.2	49.263	77.4	25.905	110.9	2:10.722	67.01	23.611	17:13:12.565
4 -	33.923	89.7	49.295	74.4	26.775	101.2	1:49.993	79.63	2.882	17:15:02.558
5 -	35.499	88.4	49.049	65.5	25.867	111.1	1:50.415	79.33	3.304	17:16:52.973
6 -	33.298	90.0	47.960	80.7	25.853	109.2	1:47.111 (1)	81.78		17:18:40.084
7 -	34.079	89.8	48.363	80.5	25.492	111.1	1:47.934	81.15	0.823	17:20:28.018
8 -	33.809	89.3	48.707	77.1	25.837	110.3	1:48.353	80.84	1.242	17:22:16.371
9 -	33.953	89.4	47.971	78.7	25.870	108.9	1:47.794 (2)	81.26	0.683	17:24:04.165
10 -	34.028	88.5	48.009	79.7	25.804	110.3	1:47.841 (3)	81.22	0.730	17:25:52.006

P25 69		Mark CLYNES		Golf GTI - JWB Motorsport						
LAP	SECTOR 1	SECTOR 2	SECTOR 3	LAP TIME	MPH	DIFF	TIME OF DAY			
1 -	35.694	86.5	49.517	77.4	27.495	107.2	1:52.706	77.72	5.120	17:09:07.640
2 -	34.602	86.3	48.867	76.1	26.665	109.2	1:50.134	79.53	2.548	17:10:57.774
3 -	34.225	87.6	49.152	80.1	25.968	110.5	1:49.345	80.11	1.759	17:12:47.119
4 -	34.078	85.8	48.693	79.6	25.839	111.1	1:48.610 (3)	80.65	1.024	17:14:35.729
5 -	34.598	86.4	49.010	76.9	26.192	109.2	1:49.800	79.77	2.214	17:16:25.529
6 -	34.361	85.1	48.823	81.4	25.809	110.0	1:48.993	80.37	1.407	17:18:14.522
7 -	34.069	86.8	48.401	79.1	25.899	109.4	1:48.369 (2)	80.83	0.783	17:20:02.891
8 -	34.102	87.1	49.594	82.8	25.816	110.3	1:49.512	79.98	1.926	17:21:52.403
9 -	34.103	86.8	48.719	74.4	26.316	110.1	1:49.138	80.26	1.552	17:23:41.541
10 -	33.558	87.3	48.434	83.8	25.594	107.5	1:47.586 (1)	81.42		17:25:29.127

P26 31		Paul DEHADRAY		Golf GTI - JWB Motorsport						
LAP	SECTOR 1	SECTOR 2	SECTOR 3	LAP TIME	MPH	DIFF	TIME OF DAY			
1 -	40.402	72.3	54.182	71.6	29.408	103.5	2:03.992	70.64	15.740	17:09:18.363
2 -	37.121	83.4	51.019	73.6	26.576	109.8	1:54.716	76.36	6.464	17:11:13.079
3 -	35.048	89.1	48.922	76.9	26.320	110.0	1:50.290	79.42	2.038	17:13:03.369
4 -	34.577	89.7	48.772	78.8	25.919	110.5	1:49.268 (3)	80.16	1.016	17:14:52.637
5 -	34.098	88.5	48.840	80.8	27.047	110.3	1:49.985	79.64	1.733	17:16:42.622
6 -	34.641	88.3	49.277	81.1	26.925	110.9	1:50.843	79.02	2.591	17:18:33.465
7 -	33.937	89.8	48.244	81.5	26.071	110.5	1:48.252 (1)	80.92		17:20:21.717
8 -	34.521	89.9	48.957	82.3	25.850	112.0	1:49.328	80.12	1.076	17:22:11.045
9 -	33.586	89.7	48.181	83.8	26.803	111.6	1:48.570 (2)	80.68	0.318	17:23:59.615
10 -	34.740	88.6	48.884	79.9	26.105	101.2	1:49.729	79.83	1.477	17:25:49.344

P27 7		David GARNSWORTHY		Caddy Van - Vanworx						
LAP	SECTOR 1	SECTOR 2	SECTOR 3	LAP TIME	MPH	DIFF	TIME OF DAY			
1 -	OUTLAP	53.8	1:25.215	52.6			5:09.403	28.31	3:17.975	17:10:12.595
2 -	OUTLAP	81.5	52.791	65.6	26.404	107.2	2:04.142	70.56	12.714	17:12:16.737

Weather / Track : Cloudy / Dry

Brands Hatch GP
Circuit Length = 2.4332 miles
Start: 17:04 Flag 17:24 End: 17:26

APR Volkswagen Racing Cup

QUALIFYING - RACE 7 - ROUND 11 - SECTOR ANALYSIS

SECTOR 1 = FL to I1, SECTOR 2 = I1 to I2, SECTOR 3 = I2 to FL, DIFF = Difference To Personal Best Lap

3 -	35.804	85.1	55.127	71.0	26.727	106.8	1:57.658	74.45	6.230	17:14:14.395
4 -	36.430	81.2	50.564	73.0			2:43.726	53.50	52.298	17:16:58.121
5 -	OUTLAP	89.0	49.951	82.4	26.571	106.3	1:57.979	74.24	6.551	17:18:56.100
6 -	34.874	87.9	51.937	84.5	26.231	106.0	1:53.042 (3)	77.49	1.614	17:20:49.142
7 -	34.781	88.5	51.448	84.3	26.443	105.8	1:52.672 (2)	77.74	1.244	17:22:41.814
8 -	35.458	79.2	49.859	84.9	26.111	106.3	1:51.428 (1)	78.61		17:24:33.242

APR Volkswagen Racing Cup

QUALIFYING - RACE 7 - ROUND 11 - BEST SECTORS

SECTOR 1			SECTOR 2			SECTOR 3			IDEAL / BEST COMPARISON						
POS	NO	NAME	TIME	NO	NAME	TIME	NO	NAME	TIME	POS	NO	NAME	IDEAL	BEST	DIFF
1	77	SUTTON	31.563	13	FULBROOK	44.891	81	GILBERT	22.126				PERFECT LAP	1:38.580	
2	5	BEAUMONT	31.666	77	SUTTON	45.035	3	PANAYIOTOU	24.242	1	81	GILBERT	1:39.385	1:41.884	2.499
3	11	HOUSE	31.848	30	DEPPER	45.042	8	MASON	24.342	2	77	SUTTON	1:41.170	1:41.489	0.319
4	13	FULBROOK	31.867	5	BEAUMONT	45.056	4	LINES	24.399	3	5	BEAUMONT	1:41.215	1:41.279	0.064
5	14	CAYGILL	31.877	15	WYLIE	45.087	5	BEAUMONT	24.493	4	15	WYLIE	1:41.477	1:41.551	0.074
6	15	WYLIE	31.896	11	HOUSE	45.108	15	WYLIE	24.494	5	13	FULBROOK	1:41.486	1:41.594	0.108
7	30	DEPPER	31.916	4	LINES	45.122	77	SUTTON	24.572	6	3	PANAYIOTOU	1:41.539	1:41.723	0.184
8	3	PANAYIOTOU	31.976	8	MASON	45.126	30	DEPPER	24.587	7	30	DEPPER	1:41.545	1:41.846	0.301
9	4	LINES	32.054	81	GILBERT	45.138	11	HOUSE	24.610	8	8	MASON	1:41.562	1:41.640	0.078
10	8	MASON	32.094	32	GRIFFIN	45.151	14	CAYGILL	24.618	9	11	HOUSE	1:41.566	1:41.675	0.109
11	81	GILBERT	32.121	3	PANAYIOTOU	45.321	41	MORGAN	24.647	10	4	LINES	1:41.575	1:41.738	0.163
12	9	WYHINNY	32.353	14	CAYGILL	45.484	13	FULBROOK	24.728	11	14	CAYGILL	1:41.979	1:42.100	0.121
13	32	GRIFFIN	32.460	9	WYHINNY	45.671	9	WYHINNY	24.789	12	32	GRIFFIN	1:42.546	1:42.610	0.064
14	99	WALKER-TULLEY	32.467	24	MORRIS	45.972	32	GRIFFIN	24.935	13	9	WYHINNY	1:42.813	1:43.242	0.429
15	41	MORGAN	32.585	99	WALKER-TULLEY	46.181	48	MORGAN	24.971	14	41	MORGAN	1:43.486	1:43.645	0.159
16	24	MORRIS	32.642	41	MORGAN	46.254	24	MORRIS	24.985	15	24	MORRIS	1:43.599	1:43.754	0.155
17	40	TOMLINSON	32.730	40	TOMLINSON	46.385	40	TOMLINSON	25.017	16	99	WALKER-TULLEY	1:43.727	1:43.844	0.117
18	19	FAIRBROTHER	32.818	19	FAIRBROTHER	46.484	99	WALKER-TULLEY	25.079	17	40	TOMLINSON	1:44.132	1:44.700	0.568
19	51	ANDREWS	32.839	48	MORGAN	46.770	51	ANDREWS	25.197	18	19	FAIRBROTHER	1:44.552	1:44.712	0.160
20	48	MORGAN	32.959	20	PERKINS	47.163	20	PERKINS	25.240	19	48	MORGAN	1:44.700	1:44.989	0.289
21	20	PERKINS	33.078	51	ANDREWS	47.201	19	FAIRBROTHER	25.250	20	51	ANDREWS	1:45.237	1:45.237	0.000
22	55	LEVETT	33.298	55	LEVETT	47.960	55	LEVETT	25.489	21	20	PERKINS	1:45.481	1:45.646	0.165
23	69	CLYNES	33.558	31	DEHADRAY	48.181	69	CLYNES	25.594	22	55	LEVETT	1:46.747	1:47.111	0.364
24	31	DEHADRAY	33.586	69	CLYNES	48.401	31	DEHADRAY	25.850	23	69	CLYNES	1:47.553	1:47.586	0.033
25	7	GARNSWORTHY	34.781	7	GARNSWORTHY	49.859	7	GARNSWORTHY	26.111	24	31	DEHADRAY	1:47.617	1:48.252	0.635
26										25	7	GARNSWORTHY	1:50.751	1:51.428	0.677
27										26	47	BARLEY		1:41.952	
										27	2	GALLAGHER		1:43.962	

Weather / Track : Cloudy / Dry

Results can be found at www.tsl-timing.com

Brands Hatch GP

Circuit Length = 2.4332 miles

Start: 17:04 Flag 17:24 End: 17:26

Printed - 17:29 Saturday, 10 August 2013

APR Volkswagen Racing Cup

QUALIFYING - RACE 7 - ROUND 11 - BEST SPEEDS

POS	SECTOR 1			SECTOR 2			FINISH LINE		
	NO	NAME	MPH	NO	NAME	MPH	NO	NAME	MPH
1	40	Simon TOMLINSON	93.3	13	Joe FULBROOK	92.3	5	Nick BEAUMONT	116.5
2	14	Josh CAYGILL	92.8	11	Phillip HOUSE	91.0	15	Ross WYLIE	116.5
3	3	Chris PANAYIOTOU	92.4	14	Josh CAYGILL	90.9	3	Chris PANAYIOTOU	115.9
4	4	Stewart LINES	92.3	77	David SUTTON	90.9	4	Stewart LINES	115.7
5	15	Ross WYLIE	92.0	30	Martin DEPPER	90.3	32	Kieran GRIFFIN	114.9
6	32	Kieran GRIFFIN	91.9	41	Sam MORGAN	90.0	81	Henry GILBERT	113.5
7	5	Nick BEAUMONT	91.8	3	Chris PANAYIOTOU	89.4	8	Aaron MASON	113.1
8	8	Aaron MASON	91.8	8	Aaron MASON	89.3	30	Martin DEPPER	112.7
9	24	Phillip MORRIS	91.5	4	Stewart LINES	89.1	51	Simon ANDREWS	112.7
10	20	Graham PERKINS	91.3	9	Peter WYHINNY	88.8	24	Phillip MORRIS	112.5
11	81	Henry GILBERT	91.1	24	Phillip MORRIS	88.8	55	Richard LEVETT	112.2
12	30	Martin DEPPER	90.9	15	Ross WYLIE	88.5	9	Peter WYHINNY	112.0
13	51	Simon ANDREWS	90.8	20	Graham PERKINS	86.9	13	Joe FULBROOK	112.0
14	9	Peter WYHINNY	90.6	81	Henry GILBERT	86.7	31	Paul DEHADRAY	112.0
15	11	Phillip HOUSE	90.6	99	Jack WALKER-TULLEY	86.5	40	Simon TOMLINSON	111.4
16	77	David SUTTON	90.4	5	Nick BEAUMONT	86.1	77	David SUTTON	111.4
17	99	Jack WALKER-TULLEY	90.4	32	Kieran GRIFFIN	85.8	14	Josh CAYGILL	111.2
18	13	Joe FULBROOK	90.3	48	Richard MORGAN	85.2	41	Sam MORGAN	111.2
19	48	Richard MORGAN	90.0	7	David GARNSWORTHY	84.9	69	Mark CLYNES	111.1
20	55	Richard LEVETT	90.0	51	Simon ANDREWS	84.6	11	Phillip HOUSE	110.9
21	31	Paul DEHADRAY	89.9	19	David FAIRBROTHER	84.2	48	Richard MORGAN	110.9
22	41	Sam MORGAN	89.9	31	Paul DEHADRAY	83.8	99	Jack WALKER-TULLEY	110.7
23	7	David GARNSWORTHY	89.0	69	Mark CLYNES	83.8	19	David FAIRBROTHER	110.1
24	19	David FAIRBROTHER	88.4	40	Simon TOMLINSON	82.6	20	Graham PERKINS	110.0
25	69	Mark CLYNES	87.6	55	Richard LEVETT	82.2	7	David GARNSWORTHY	107.2
26									
27									

Weather / Track : Cloudy / Dry

Results can be found at www.tsl-timing.com

Brands Hatch GP

Circuit Length = 2.4332 miles

Start: 17:04 Flag 17:24 End: 17:26

Printed - 17:29 Saturday, 10 August 2013

APR Volkswagen Racing Cup RACE 7 - ROUND 11 - GRID

ROW 14	27	7	1:51.428 David GARNSWORTHY	
ROW 13	25	69	1:47.586 Mark CLYNES	26 31 1:48.252 Paul DEHADRAY
ROW 12	23	20	1:45.646 Graham PERKINS	24 55 1:47.111 Richard LEVETT
ROW 11	21	48	1:44.989 Richard MORGAN	22 51 1:45.237 Simon ANDREWS
ROW 10	19	40	1:44.700 Simon TOMLINSON	20 19 1:44.712 David FAIRBROTHER
ROW 9	17	99	1:43.844 Jack WALKER-TULLEY	18 2 1:43.962 Kieran GALLAGHER
ROW 8	15	41	1:43.645 Sam MORGAN	16 24 1:43.754 Phillip MORRIS
ROW 7	13	32	1:42.610 Kieran GRIFFIN	14 9 1:43.242 Peter WYHINNY
ROW 6	11	47	1:41.952 Tom BARLEY	12 14 1:42.100 Josh CAYGILL
ROW 5	9	30	1:41.846 Martin DEPPER	10 81 1:41.884 Henry GILBERT
ROW 4	7	3	1:41.723 Chris PANAYIOTOU	8 4 1:41.738 Stewart LINES
ROW 3	5	8	1:41.640 Aaron MASON	6 11 1:41.675 Philip HOUSE
ROW 2	3	15	1:41.551 Ross WYLIE	4 13 1:41.594 Joe FULBROOK
ROW 1	1	5	1:41.279 Nick BEAUMONT	2 77 1:41.489 David SUTTON
Pole				

Brands Hatch GP
Circuit Length = 2.4332 miles

These results are provisional until the conclusion of any judicial and technical matters.

Clerk Of Course :		Timekeeper :
-------------------	--	--------------

APR Volkswagen Racing Cup

RACE 7 - ROUND 11 - CLASSIFICATION

POS	NO	NAME	ENTRY	LAPS	TIME	GAP	DIFF	MPH	BEST	ON
1	5	Nick BEAUMONT	Scirocco R - JWB Motorsport	12	20:38.300			84.88	1:41.075	11
2	8	Aaron MASON	Scirocco R - AWM/Warranty Direct	12	20:39.500	1.200	1.200	84.80	1:41.621	11
3	4	Stewart LINES	Scirocco R - KPM Racing	12	20:41.390	3.090	1.890	84.67	1:41.396	8
4	3	Chris PANAYIOTOU	Golf GTI - KPM Racing	12	20:41.830	3.530	0.440	84.64	1:41.424	8
5	81	Henry GILBERT	Golf GTI - Henry Gilbert Racing	12	20:43.617	5.317	1.787	84.52	1:41.793	8
6	30	Martin DEPPE	Scirocco R - KPM Racing	12	20:44.155	5.855	0.538	84.48	1:41.744	5
7	11	Philip HOUSE	Scirocco R - PH Motorsport	12	20:45.024	6.724	0.869	84.43	1:42.205	10
8	14	Josh CAYGILL	Golf GTI - AWM/Warranty Direct	12	20:52.432	14.132	7.408	83.93	1:42.270	9
9	13 *	Joe FULBROOK	Golf GTI - AWM/Warranty Direct	12	20:53.574	15.274	1.142	83.85	1:42.310	11
10	2	Kieran GALLAGHER	Golf GTI - Team Hard	12	21:00.340	22.040	6.766	83.40	1:42.204	6
11	32	Kieran GRIFFIN	Scirocco R - JWB Motorsport	12	21:01.166	22.866	0.826	83.34	1:42.794	7
12	9	Peter WYHINNY	SEAT Leon Cupra - Volkswagen Racing	12	21:02.867	24.567	1.701	83.23	1:43.180	11
13	47 *	Tom BARLEY	Golf GTI - Team Hard	12	21:04.791	26.491	1.924	83.11	1:43.032	7
14	99	Jack WALKER-TULLEY	Golf GTI - CMW Racing	12	21:08.446	30.146	3.655	82.87	1:43.897	6
15	48	Richard MORGAN	Golf GTI - Slidesports	12	21:22.834	44.534	14.388	81.94	1:44.684	7
16	24	Philip MORRIS	Golf GTI - KPM Racing	12	21:23.761	45.461	0.927	81.88	1:44.470	11
17	19	David FAIRBROTHER	Scirocco R - Slidesports/Pall-Ex	12	21:26.052	47.752	2.291	81.73	1:44.135	4
18	41	Sam MORGAN	Golf GTI - Team Hard	12	21:41.977	1:03.677	15.925	80.73	1:44.118	12
19	51	Simon ANDREWS	Golf GTI - Warranty Direct Racing	12	21:48.190	1:09.890	6.213	80.35	1:46.031	11
20	40	Simon TOMLINSON	Golf GTI - AWM/Warranty Direct	12	21:55.838	1:17.538	7.648	79.88	1:46.390	11
21	69	Mark CLYNES	Golf GTI - JWB Motorsport	12	21:56.056	1:17.756	0.218	79.87	1:45.894	12
22	31	Paul DEHADRAY	Golf GTI - JWB Motorsport	12	21:57.401	1:19.101	1.345	79.79	1:46.484	10
23	55	Richard LEVETT	Golf GTI - JWB Motorsport	12	21:57.475	1:19.175	0.074	79.78	1:46.034	12
24	7	David GARNSWORTHY	Caddy Van - Vanworx	11	22:11.151	1 Lap	1 Lap	72.38	1:49.111	10

NOT CLASSIFIED

DNF	15	Ross WYLIE	Scirocco R - Slidesports	2	3:35.530	10 Laps	9 Laps	81.28	1:42.932	2
DNF	20	Graham PERKINS	Golf GTI - Team Hard	1	2:03.371	11 Laps	1 Lap	71.00	2:03.371	1
DNF	77	David SUTTON	Golf GTI - Team Hard	0						

FASTEST LAP

	5	Nick BEAUMONT	Scirocco R - JWB Motorsport	11	1:41.075			86.66 mph	139.47 kph	
--	---	---------------	-----------------------------	----	----------	--	--	-----------	------------	--

* Car 47 - 5 second penalty, Track limits.

* Car 14 - Transponder stopped working after 7 laps, please check.

Brands Hatch GP

Circuit Length = 2.4332 miles

Start: 11:44 Flag 12:04 End: 12:06

Weather / Track : Cloudy / Dry

These results are provisional until the conclusion of any judicial and technical matters.

Clerk Of Course :		Timekeeper :	
-------------------	--	--------------	--

APR Volkswagen Racing Cup

RACE 7 - ROUND 11 - LAP CHART

LAP 1			LAP 2			LAP 3			LAP 4			LAP 5		
NO	BEHIND	LAP TIME	NO	BEHIND	LAP TIME	NO	BEHIND	LAP TIME	NO	BEHIND	LAP TIME	NO	BEHIND	LAP TIME
11		1:52.123	11		1:43.149	8		1:43.965	8		1:41.904	8		1:42.022
15	0.475	1:52.598	15	0.258	1:42.932	11	0.172	1:44.407	5	1.502	1:43.092	5	0.795	1:41.315
8	0.950	1:53.073	8	0.270	1:42.469	5	0.314	1:43.190	11	1.861	1:43.593	3	2.441	1:42.071
5	1.640	1:53.763	5	1.359	1:42.868	81	0.689	1:42.834	3	2.392	1:43.318	4	2.749	1:41.870
81	2.325	1:54.448	81	2.090	1:42.914	3	0.978	1:42.913	4	2.901	1:42.981	11	2.824	1:42.985
13	2.417	1:54.540	3	2.300	1:42.558	4	1.824	1:42.990	81	3.434	1:44.649	81	3.326	1:41.914
3	2.891	1:55.014	4	3.069	1:42.988	30	2.481	1:42.762	30	3.913	1:43.336	30	3.635	1:41.744
4	3.230	1:55.353	13	3.818	1:44.550	13	3.625	1:44.042	13	5.398	1:43.677	9	8.435	1:44.007
30	3.241	1:55.364	30	3.954	1:43.862	14	4.814	1:43.681	9	6.450	1:43.437	14	8.684	1:43.799
9	4.056	1:56.179	9	5.031	1:44.124	9	4.917	1:44.121	14	6.907	1:43.997	13	9.106	1:45.730
14	4.759	1:56.882	14	5.368	1:43.758	47	5.182	1:43.718	47	7.075	1:43.797	47	9.273	1:44.220
47	4.770	1:56.893	47	5.699	1:44.078	32	10.163	1:45.359	2	12.216	1:43.780	2	12.984	1:42.790
32	6.007	1:58.130	32	9.039	1:46.181	2	10.340	1:45.258	32	13.296	1:45.037	32	14.943	1:43.669
2	6.071	1:58.194	2	9.317	1:46.395	99	10.412	1:44.841	99	13.618	1:45.110	99	15.627	1:44.031
99	7.380	1:59.503	99	9.806	1:45.575	48	13.878	1:46.209	48	18.014	1:46.040	48	21.447	1:45.455
41	8.001	2:00.124	48	11.904	1:46.350	19	15.856	1:45.465	19	18.087	1:44.135	19	21.989	1:45.924
48	8.703	2:00.826	24	14.466	1:48.108	24	17.013	1:46.782	24	19.811	1:44.702	24	22.839	1:45.050
24	9.507	2:01.630	19	14.626	1:47.854	31	24.484	1:50.194	51	30.919	1:47.927	7	1 Lap	3:17.812
19	9.921	2:02.044	31	18.525	1:50.454	51	24.896	1:49.805	31	32.407	1:49.827	51	36.437	1:47.540
31	11.220	2:03.343	51	19.326	1:49.468	69	25.329	1:49.433	69	32.662	1:49.237	31	39.090	1:48.705
20	11.248	2:03.371	69	20.131	1:49.964	55	26.345	1:49.852	55	33.170	1:48.729	69	39.164	1:48.524
51	13.007	2:05.130	55	20.728	1:50.385	40	27.325	1:49.384	40	33.214	1:47.793	40	40.529	1:49.337
69	13.316	2:05.439	40	22.176	1:50.807	7	33.434	1:52.824	41	38.273	1:46.155	55	40.945	1:49.797
55	13.492	2:05.615	7	24.845	1:52.032	41	34.022	1:47.431				41	41.322	1:45.071
40	14.518	2:06.641	41	30.826	2:05.974									
7	15.962	2:08.085												

Weather / Track : Cloudy / Dry

Brands Hatch GP
 Circuit Length = 2.4332 miles
 Start: 11:44 Flag 12:04 End: 12:06

APR Volkswagen Racing Cup

RACE 7 - ROUND 11 - LAP CHART

LAP 6			LAP 7			LAP 8			LAP 9			LAP 10		
NO	BEHIND	LAP TIME	NO	BEHIND	LAP TIME	NO	BEHIND	LAP TIME	NO	BEHIND	LAP TIME	NO	BEHIND	LAP TIME
8		1:41.684	8		1:42.740	8		1:41.957	8		1:43.081	5		1:42.562
5	0.480	1:41.369	5	0.201	1:42.461	5	0.189	1:41.945	5	0.158	1:43.050	8	0.564	1:43.284
3	2.869	1:42.112	3	1.973	1:41.844	3	1.440	1:41.424	3	0.387	1:42.028	4	1.360	1:43.682
4	3.272	1:42.207	4	2.446	1:41.914	4	1.885	1:41.396	4	0.398	1:41.594	3	1.496	1:43.829
81	4.094	1:42.452	81	3.787	1:42.433	81	3.623	1:41.793	81	2.884	1:42.342	81	2.284	1:42.120
30	4.406	1:42.455	30	4.088	1:42.422	30	3.938	1:41.807	30	3.187	1:42.330	30	2.602	1:42.135
11	5.034	1:43.894	11	4.901	1:42.607	11	5.162	1:42.218	11	4.703	1:42.622	11	4.188	1:42.205
9	10.577	1:43.826	13	11.158	1:42.545	13	11.739	1:42.538	13	11.100	1:42.442	13	11.220	1:42.840
13	11.353	1:43.931	9	11.353	1:43.516	14	12.802	1:43.394	14	11.991	1:42.270	14	11.560	1:42.289
14	11.457	1:44.457	14	11.365	1:42.648	47	14.177	1:44.312	2	16.976	1:43.791	47	17.547	1:43.216
47	11.530	1:43.941	47	11.822	1:43.032	9	14.409	1:45.013	47	17.051	1:45.955	2	18.125	1:43.869
2	13.504	1:42.204	2	14.761	1:43.997	2	16.266	1:43.462	32	18.701	1:43.314	32	19.428	1:43.447
32	17.049	1:43.790	32	17.103	1:42.794	32	18.468	1:43.322	9	18.852	1:47.524	9	20.532	1:44.400
99	17.840	1:43.897	99	19.001	1:43.901	99	22.076	1:45.032	99	23.317	1:44.322	99	24.674	1:44.077
19	26.380	1:46.075	19	28.400	1:44.760	48	31.803	1:45.214	48	33.706	1:44.984	48	36.335	1:45.349
48	26.602	1:46.839	48	28.546	1:44.684	19	32.507	1:46.064	19	35.802	1:46.376	24	38.843	1:45.596
24	27.179	1:46.024	24	29.274	1:44.835	24	33.015	1:45.698	24	35.967	1:46.033	19	39.273	1:46.191
51	41.715	1:46.962	51	45.382	1:46.407	51	50.496	1:47.071	41	56.400	1:47.840	41	58.122	1:44.442
7	1 Lap	1:57.604	41	49.224	1:45.992	41	51.641	1:44.374	51	56.828	1:49.413	51	1:00.216	1:46.108
31	45.611	1:48.205	40	52.610	1:47.985	40	58.466	1:47.813	40	1:02.273	1:46.888	40	1:06.344	1:46.791
41	45.972	1:46.334	31	52.743	1:49.872	31	59.576	1:48.790	31	1:03.839	1:47.344	31	1:07.603	1:46.484
40	47.365	1:48.520	69	53.201	1:48.133	69	59.649	1:48.405	69	1:03.912	1:47.344	69	1:07.751	1:46.559
69	47.808	1:50.328	55	53.522	1:48.206	55	1:00.368	1:48.803	55	1:04.341	1:47.054	55	1:08.239	1:46.618
55	48.056	1:48.795	7	1 Lap	1:54.480	7	1 Lap	1:49.762	7	1 Lap	1:49.613	7	1 Lap	1:49.950

Weather / Track : Cloudy / Dry

Brands Hatch GP
 Circuit Length = 2.4332 miles
 Start: 11:44 Flag 12:04 End: 12:06

APR Volkswagen Racing Cup

RACE 7 - ROUND 11 - LAP CHART

LAP 11			LAP 12		
NO	BEHIND	LAP TIME	NO	BEHIND	LAP TIME
5		1:41.075	5		1:41.610
8	1.110	1:41.621	8	1.200	1:41.700
3	2.621	1:42.200	4	3.090	1:41.883
4	2.817	1:42.532	3	3.530	1:42.519
81	3.760	1:42.551	81	5.317	1:43.167
30	4.124	1:42.597	30	5.855	1:43.341
11	5.654	1:42.541	11	6.724	1:42.680
13	12.455	1:42.310	14	14.132	1:42.735
14	13.007	1:42.522	13	15.274	1:44.429
47	19.972	1:43.500	47	21.491	1:43.129
2	20.327	1:43.277	2	22.040	1:43.323
32	21.645	1:43.292	32	22.866	1:42.831
9	22.637	1:43.180	9	24.567	1:43.540
99	27.584	1:43.985	99	30.146	1:44.172
48	40.943	1:45.683	48	44.534	1:45.201
24	42.238	1:44.470	24	45.461	1:44.833
19	43.765	1:45.567	19	47.752	1:45.597
41	1:01.169	1:44.122	41	1:03.677	1:44.118
51	1:05.172	1:46.031	51	1:09.890	1:46.328
40	1:11.659	1:46.390	40	1:17.538	1:47.489
31	1:13.398	1:46.870	69	1:17.756	1:45.894
69	1:13.472	1:46.796	31	1:19.101	1:47.313
55	1:14.751	1:47.587	55	1:19.175	1:46.034
7	1 Lap	1:49.111	7	1 Lap	1:49.878

Weather / Track : Cloudy / Dry

Results can be found at www.tsl-timing.com

Page 3 of 3

Brands Hatch GP
Circuit Length = 2.4332 miles
Start: 11:44 Flag 12:04 End: 12:06

Printed - 12:10 Sunday, 11 August 2013

APR Volkswagen Racing Cup

RACE 7 - ROUND 11 - SECTOR ANALYSIS

SECTOR 1 = FL to I1, SECTOR 2 = I1 to I2, SECTOR 3 = I2 to FL, DIFF = Difference To Personal Best Lap

P1		5		Nick BEAUMONT		Scirocco R - JWB Motorsport				
LAP	SECTOR 1	SECTOR 2	SECTOR 3	LAP TIME	MPH	DIFF	TIME OF DAY			
1 -		88.4	47.517	76.1	25.422	113.9	1:53.763	77.00	12.688	11:46:05.816
2 -	32.531	89.9	45.675	82.8	24.662	113.9	1:42.868	85.15	1.793	11:47:48.684
3 -	32.146	90.6	46.157	83.5	24.887	113.5	1:43.190	84.89	2.115	11:49:31.874
4 -	32.355	91.4	46.287	86.5	24.450	113.7	1:43.092	84.97	2.017	11:51:14.966
5 -	31.686	91.6	45.252	85.2	24.377	114.3	1:41.315 (2)	86.46	0.240	11:52:56.281
6 -	31.871	90.9	45.257	85.1	24.241	114.5	1:41.369 (3)	86.41	0.294	11:54:37.650
7 -	31.786	91.0	46.150	87.0	24.525	114.1	1:42.461	85.49	1.386	11:56:20.111
8 -	31.985	90.6	45.579	86.8	24.381	114.5	1:41.945	85.92	0.870	11:58:02.056
9 -	31.975	90.4	46.061	87.0	25.014	113.3	1:43.050	85.00	1.975	11:59:45.106
10 -	32.847	89.4	44.999	92.3	24.716	113.5	1:42.562	85.41	1.487	12:01:27.668
11 -	31.611	90.5	45.109	85.4	24.355	113.9	1:41.075 (1)	86.66		12:03:08.743
12 -	32.151	89.8	45.149	84.8	24.310	113.7	1:41.610	86.21	0.535	12:04:50.353

P2		8		Aaron MASON		Scirocco R - AWM/Warranty Direct				
LAP	SECTOR 1	SECTOR 2	SECTOR 3	LAP TIME	MPH	DIFF	TIME OF DAY			
1 -		89.2	47.678	80.7	25.002	112.0	1:53.073	77.47	11.452	11:46:05.126
2 -	32.494	91.9	45.259	81.9	24.716	113.5	1:42.469	85.48	0.848	11:47:47.595
3 -	32.485	92.8	46.531	85.7	24.949	112.2	1:43.965	84.25	2.344	11:49:31.560
4 -	32.105	91.1	45.141	88.5	24.658	112.5	1:41.904	85.96	0.283	11:51:13.464
5 -	32.061	91.4	45.302	91.0	24.659	112.5	1:42.022	85.86	0.401	11:52:55.486
6 -	32.010	91.4	45.225	89.7	24.449	112.0	1:41.684 (2)	86.14	0.063	11:54:37.170
7 -	32.192	90.3	45.902	88.5	24.646	113.1	1:42.740	85.26	1.119	11:56:19.910
8 -	32.105	90.3	45.281	88.1	24.571	113.7	1:41.957	85.91	0.336	11:58:01.867
9 -	31.963	92.4	46.012	88.3	25.106	110.3	1:43.081	84.98	1.460	11:59:44.948
10 -	32.593	90.6	45.258	86.4	25.433	112.4	1:43.284	84.81	1.663	12:01:28.232
11 -	32.232	91.5	45.078	87.9	24.311	113.5	1:41.621 (1)	86.20		12:03:09.853
12 -	32.210	92.4	45.081	88.3	24.409	111.4	1:41.700 (3)	86.13	0.079	12:04:51.553

P3		4		Stewart LINES		Scirocco R - KPM Racing				
LAP	SECTOR 1	SECTOR 2	SECTOR 3	LAP TIME	MPH	DIFF	TIME OF DAY			
1 -		89.3	48.138	64.9	25.638	114.9	1:55.353	75.93	13.957	11:46:07.406
2 -	33.044	88.3	45.506	85.5	24.438	114.7	1:42.988	85.05	1.592	11:47:50.394
3 -	32.352	91.0	46.046	84.3	24.592	115.1	1:42.990	85.05	1.594	11:49:33.384
4 -	32.030	91.1	46.493	87.6	24.458	115.9	1:42.981	85.06	1.585	11:51:16.365
5 -	31.742	92.8	45.646	85.0	24.482	113.1	1:41.870 (3)	85.99	0.474	11:52:58.235
6 -	32.297	91.6	45.629	87.2	24.281	115.3	1:42.207	85.70	0.811	11:54:40.442
7 -	32.017	91.8	45.771	89.8	24.126	115.5	1:41.914	85.95	0.518	11:56:22.356
8 -	31.884	91.4	45.223	89.9	24.289	115.5	1:41.396 (1)	86.39		11:58:03.752
9 -	31.945	91.8	45.218	84.0	24.431	114.1	1:41.594 (2)	86.22	0.198	11:59:45.346
10 -	32.828	90.0	45.392	86.2	25.462	111.4	1:43.682	84.48	2.286	12:01:29.028
11 -	32.579	90.9	45.665	87.9	24.288	116.1	1:42.532	85.43	1.136	12:03:11.560
12 -	32.307	90.8	45.180	87.9	24.396	114.7	1:41.883	85.97	0.487	12:04:53.443

P4		3		Chris PANAYIOTOU		Golf GTI - KPM Racing				
LAP	SECTOR 1	SECTOR 2	SECTOR 3	LAP TIME	MPH	DIFF	TIME OF DAY			
1 -		89.0	47.725	69.1	25.730	115.3	1:55.014	76.16	13.590	11:46:07.067
2 -	32.470	91.0	45.716	86.9	24.372	114.5	1:42.558	85.41	1.134	11:47:49.625
3 -	32.602	91.3	45.920	86.0	24.391	114.9	1:42.913	85.11	1.489	11:49:32.538
4 -	32.651	89.1	46.324	85.2	24.343	115.3	1:43.318	84.78	1.894	11:51:15.856
5 -	31.956	91.9	45.514	87.3	24.601	113.9	1:42.071	85.82	0.647	11:52:57.927
6 -	32.281	91.5	45.396	87.6	24.435	113.9	1:42.112	85.78	0.688	11:54:40.039
7 -	32.279	91.0	45.327	89.3	24.238	114.1	1:41.844 (2)	86.01	0.420	11:56:21.883
8 -	31.994	91.3	45.073	89.8	24.357	114.1	1:41.424 (1)	86.36		11:58:03.307
9 -	31.837	92.0	45.347	86.5	24.844	112.9	1:42.028 (3)	85.85	0.604	11:59:45.335
10 -	32.823	89.8	45.696	87.1	25.310	111.4	1:43.829	84.36	2.405	12:01:29.164
11 -	32.270	91.8	45.268	87.0	24.662	115.1	1:42.200	85.71	0.776	12:03:11.364
12 -	32.686	91.6	45.352	84.3	24.481	115.7	1:42.519	85.44	1.095	12:04:53.883

Weather / Track : Cloudy / Dry

Brands Hatch GP

Circuit Length = 2.4332 miles

Start: 11:44 Flag 12:04 End: 12:06

APR Volkswagen Racing Cup

RACE 7 - ROUND 11 - SECTOR ANALYSIS

SECTOR 1 = FL to I1, SECTOR 2 = I1 to I2, SECTOR 3 = I2 to FL, DIFF = Difference To Personal Best Lap

P5 81		Henry GILBERT		Golf GTI - Henry Gilbert Racing									
LAP	SECTOR 1	SECTOR 2	SECTOR 3	LAP TIME	MPH	DIFF	TIME OF DAY						
1 -		88.8	47.707	69.3	25.411	113.7	1:54.448	76.53	12.655	11:46:06.501			
2 -	32.839	90.5	45.482	84.9	24.593	114.3	1:42.914	85.11	1.121	11:47:49.415			
3 -	32.323	90.3	46.003	84.9	24.508	114.3	1:42.834	85.18	1.041	11:49:32.249			
4 -	32.898	88.3	46.955	84.6	24.796	114.1	1:44.649	83.70	2.856	11:51:16.898			
5 -	32.140	91.1	45.137	84.3	24.637	113.9	1:41.914 (2)	85.95	0.121	11:52:58.812			
6 -	32.550	89.4	45.308	86.4	24.594	114.3	1:42.452	85.50	0.659	11:54:41.264			
7 -	32.307	90.4	45.676	86.3	24.450	114.1	1:42.433	85.51	0.640	11:56:23.697			
8 -	31.968	90.3	45.256	82.2	24.569	113.3	1:41.793 (1)	86.05		11:58:05.490			
9 -	32.169	91.1	45.290	86.3	24.883	112.5	1:42.342	85.59	0.549	11:59:47.832			
10 -	32.252	91.0	45.307	85.1	24.561	113.5	1:42.120 (3)	85.77	0.327	12:01:29.952			
11 -	32.189	91.1	45.736	86.0	24.626	113.1	1:42.551	85.41	0.758	12:03:12.503			
12 -	32.386	89.8	46.340	85.9	24.441	113.5	1:43.167	84.90	1.374	12:04:55.670			

P6 30		Martin DEPPER		Scirocco R - KPM Racing									
LAP	SECTOR 1	SECTOR 2	SECTOR 3	LAP TIME	MPH	DIFF	TIME OF DAY						
1 -		89.5	47.993	64.9	25.465	112.7	1:55.364	75.93	13.620	11:46:07.417			
2 -	33.518	88.3	45.508	86.7	24.836	111.8	1:43.862	84.34	2.118	11:47:51.279			
3 -	32.778	90.0	45.479	90.3	24.505	112.7	1:42.762	85.24	1.018	11:49:34.041			
4 -	31.664	91.4	46.595	88.6	25.077	110.3	1:43.336	84.77	1.592	11:51:17.377			
5 -	31.973	90.5	45.090	88.6	24.681	112.0	1:41.744 (1)	86.09		11:52:59.121			
6 -	32.629	88.6	45.296	87.3	24.530	112.7	1:42.455	85.49	0.711	11:54:41.576			
7 -	32.151	89.9	45.751	89.1	24.520	112.2	1:42.422	85.52	0.678	11:56:23.998			
8 -	32.052	90.0	45.053	88.0	24.702	111.4	1:41.807 (2)	86.04	0.063	11:58:05.805			
9 -	32.049	90.4	45.346	88.7	24.935	110.7	1:42.330	85.60	0.586	11:59:48.135			
10 -	32.228	90.4	45.293	88.4	24.614	112.0	1:42.135 (3)	85.76	0.391	12:01:30.270			
11 -	31.982	91.4	45.838	86.5	24.777	110.9	1:42.597	85.38	0.853	12:03:12.867			
12 -	32.157	89.8	46.498	88.0	24.686	112.9	1:43.341	84.76	1.597	12:04:56.208			

P7 11		Philip HOUSE		Scirocco R - PH Motorsport									
LAP	SECTOR 1	SECTOR 2	SECTOR 3	LAP TIME	MPH	DIFF	TIME OF DAY						
1 -		87.7	47.079	91.3	24.956	109.1	1:52.123	78.12	9.918	11:46:04.176			
2 -	32.360	87.7	45.915	87.8	24.874	109.8	1:43.149	84.92	0.944	11:47:47.325			
3 -	32.525	88.8	46.492	85.1	25.390	109.2	1:44.407	83.90	2.202	11:49:31.732			
4 -	32.296	88.6	46.694	87.6	24.603	109.1	1:43.593	84.56	1.388	11:51:15.325			
5 -	32.102	87.8	45.689	90.1	25.194	107.2	1:42.985	85.05	0.780	11:52:58.310			
6 -	33.695	84.9	45.416	88.0	24.783	107.0	1:43.894	84.31	1.689	11:54:42.204			
7 -	32.283	86.8	45.523	90.1	24.801	107.5	1:42.607	85.37	0.402	11:56:24.811			
8 -	32.101	87.2	45.327	89.5	24.790	108.0	1:42.218 (2)	85.69	0.013	11:58:07.029			
9 -	32.249	87.3	45.704	89.2	24.669	108.2	1:42.622	85.36	0.417	11:59:49.651			
10 -	32.058	87.6	45.424	90.8	24.723	108.0	1:42.205 (1)	85.70		12:01:31.856			
11 -	32.270	86.9	45.578	89.7	24.693	108.4	1:42.541 (3)	85.42	0.336	12:03:14.397			
12 -	32.183	87.3	45.680	90.4	24.817	89.2	1:42.680	85.31	0.475	12:04:57.077			

P8 14		Josh CAYGILL		Golf GTI - AWM/Warranty Direct									
LAP	SECTOR 1	SECTOR 2	SECTOR 3	LAP TIME	MPH	DIFF	TIME OF DAY						
1 -		91.4	48.341	69.3	26.081	110.1	1:56.882	74.94	14.612	11:46:08.935			
2 -	32.646	92.4	46.024	90.1	25.088	112.0	1:43.758	84.42	1.488	11:47:52.693			
3 -	32.172	93.2	46.633	85.8	24.876	111.2	1:43.681	84.48	1.411	11:49:36.374			
4 -	32.334	93.2	46.792	89.0	24.871	112.2	1:43.997	84.23	1.727	11:51:20.371			
5 -	32.147	92.9	46.396	90.8	25.256	112.2	1:43.799	84.39	1.529	11:53:04.170			
6 -	32.117	92.1	46.193	90.6	26.147	110.1	1:44.457	83.86	2.187	11:54:48.627			
7 -	32.262	92.5	45.407	89.7	24.979	111.1	1:42.648	85.33	0.378	11:56:31.275			
8 -							1:43.394	84.72	1.124	11:58:14.669			
9 -							1:42.270 (1)	85.65		11:59:56.939			
10 -							1:42.289 (2)	85.63	0.019	12:01:39.228			
11 -							1:42.522 (3)	85.44	0.252	12:03:21.750			
12 -							1:42.735	85.26	0.465	12:05:04.485			

Weather / Track : Cloudy / Dry

Brands Hatch GP

Circuit Length = 2.4332 miles

Start: 11:44 Flag 12:04 End: 12:06

APR Volkswagen Racing Cup

RACE 7 - ROUND 11 - SECTOR ANALYSIS

SECTOR 1 = FL to I1, SECTOR 2 = I1 to I2, SECTOR 3 = I2 to FL, DIFF = Difference To Personal Best Lap

P9 13		Joe FULBROOK		Golf GTI - AWM/Warranty Direct						
LAP	SECTOR 1	SECTOR 2	SECTOR 3	LAP TIME	MPH	DIFF	TIME OF DAY			
1 -		87.0	47.520	69.1	25.865	109.6	1:54.540	76.47	12.230	11:46:06.593
2 -	33.712	87.4	45.827	85.2	25.011	111.6	1:44.550	83.78	2.240	11:47:51.143
3 -	32.697	88.1	46.180	87.7	25.165	112.0	1:44.042	84.19	1.732	11:49:35.185
4 -	32.448	88.6	45.698	86.4	25.531	109.8	1:43.677	84.49	1.367	11:51:18.862
5 -	34.764	89.0	45.620	88.3	25.346	111.8	1:45.730	82.85	3.420	11:53:04.592
6 -	32.331	89.8	46.107	89.4	25.493	110.5	1:43.931	84.28	1.621	11:54:48.523
7 -	31.990	90.4	45.053	89.1	25.502	111.6	1:42.545	85.42	0.235	11:56:31.068
8 -	32.066	89.9	45.194	91.6	25.278	111.6	1:42.538 (3)	85.43	0.228	11:58:13.606
9 -	32.108	88.8	45.265	88.7	25.069	112.2	1:42.442 (2)	85.51	0.132	11:59:56.048
10 -	32.356	90.6	45.565	88.1	24.919	112.2	1:42.840	85.17	0.530	12:01:38.888
11 -	32.247	90.5	45.171	89.1	24.892	112.2	1:42.310 (1)	85.62		12:03:21.198
12 -	32.210	90.5	47.076	87.8	25.143	106.3	1:44.429	83.88	2.119	12:05:05.627

P10 2		Kieran GALLAGHER		Golf GTI - Team Hard						
LAP	SECTOR 1	SECTOR 2	SECTOR 3	LAP TIME	MPH	DIFF	TIME OF DAY			
1 -		83.7	48.768	72.3	25.840	114.9	1:58.194	74.11	15.990	11:46:10.247
2 -	34.222	89.4	47.105	80.2	25.068	114.1	1:46.395	82.33	4.191	11:47:56.642
3 -	33.612	91.3	46.611	82.1	25.035	113.3	1:45.258	83.22	3.054	11:49:41.900
4 -	33.352	86.2	45.950	84.8	24.478	113.7	1:43.780	84.40	1.576	11:51:25.680
5 -	32.413	91.9	45.688	85.7	24.689	113.3	1:42.790 (2)	85.22	0.586	11:53:08.470
6 -	32.040	91.8	45.541	83.1	24.623	113.3	1:42.204 (1)	85.70		11:54:50.674
7 -	32.175	90.9	46.883	84.7	24.939	113.1	1:43.997	84.23	1.793	11:56:34.671
8 -	32.637	90.0	45.928	87.9	24.897	112.5	1:43.462	84.66	1.258	11:58:18.133
9 -	32.398	87.9	46.328	87.7	25.065	111.6	1:43.791	84.39	1.587	12:00:01.924
10 -	32.837	85.8	46.122	86.0	24.910	113.9	1:43.869	84.33	1.665	12:01:45.793
11 -	32.542	90.5	45.921	82.9	24.814	114.1	1:43.277 (3)	84.81	1.073	12:03:29.070
12 -	32.574	90.6	45.816	85.2	24.933	112.2	1:43.323	84.78	1.119	12:05:12.393

P11 32		Kieran GRIFFIN		Scirocco R - JWB Motorsport						
LAP	SECTOR 1	SECTOR 2	SECTOR 3	LAP TIME	MPH	DIFF	TIME OF DAY			
1 -		86.0	48.445	72.1	26.432	110.9	1:58.130	74.15	15.336	11:46:10.183
2 -	33.936	88.1	46.798	82.1	25.447	111.1	1:46.181	82.49	3.387	11:47:56.364
3 -	33.237	89.8	46.796	82.9	25.326	111.1	1:45.359	83.14	2.565	11:49:41.723
4 -	33.124	89.1	46.682	83.9	25.231	110.9	1:45.037	83.39	2.243	11:51:26.760
5 -	32.701	90.6	45.947	83.3	25.021	111.6	1:43.669	84.49	0.875	11:53:10.429
6 -	32.632	90.6	46.138	87.4	25.020	111.6	1:43.790	84.39	0.996	11:54:54.219
7 -	32.357	91.4	45.651	83.9	24.786	112.2	1:42.794 (1)	85.21		11:56:37.013
8 -	32.604	90.4	45.868	84.3	24.850	112.0	1:43.322	84.78	0.528	11:58:20.335
9 -	32.717	90.8	45.631	80.4	24.966	111.8	1:43.314	84.78	0.520	12:00:03.649
10 -	32.567	89.2	45.817	83.3	25.063	112.2	1:43.447	84.67	0.653	12:01:47.096
11 -	32.521	91.5	45.868	83.3	24.903	111.6	1:43.292 (3)	84.80	0.498	12:03:30.388
12 -	32.406	92.4	45.714	82.7	24.711	112.0	1:42.831 (2)	85.18	0.037	12:05:13.219

P12 9		Peter WYHINNY		SEAT Leon Cupra - Volkswagen Racing						
LAP	SECTOR 1	SECTOR 2	SECTOR 3	LAP TIME	MPH	DIFF	TIME OF DAY			
1 -		90.0	48.388	60.8	25.748	112.5	1:56.179	75.39	12.999	11:46:08.232
2 -	33.096	89.9	45.875	84.5	25.153	112.9	1:44.124	84.12	0.944	11:47:52.356
3 -	32.269	91.1	46.547	90.9	25.305	108.9	1:44.121	84.13	0.941	11:49:36.477
4 -	32.142	91.1	46.459	87.1	24.836	112.2	1:43.437 (2)	84.68	0.257	11:51:19.914
5 -	32.553	90.3	46.228	90.1	25.226	112.0	1:44.007	84.22	0.827	11:53:03.921
6 -	32.431	86.7	46.441	90.0	24.954	110.7	1:43.826	84.37	0.646	11:54:47.747
7 -	32.233	89.7	45.459	89.0	25.824	106.6	1:43.516 (3)	84.62	0.336	11:56:31.263
8 -	32.776	89.9	46.932	85.9	25.305	109.8	1:45.013	83.41	1.833	11:58:16.276
9 -	35.905	90.3	46.167	85.9	25.452	104.0	1:47.524	81.46	4.344	12:00:03.800
10 -	33.095	90.0	45.854	88.0	25.451	106.6	1:44.400	83.90	1.220	12:01:48.200
11 -	32.559	88.8	45.797	87.0	24.824	111.1	1:43.180 (1)	84.89		12:03:31.380
12 -	32.430	88.7	46.326	87.3	24.784	110.1	1:43.540	84.60	0.360	12:05:14.920

Weather / Track : Cloudy / Dry

Brands Hatch GP
Circuit Length = 2.4332 miles
Start: 11:44 Flag 12:04 End: 12:06

APR Volkswagen Racing Cup

RACE 7 - ROUND 11 - SECTOR ANALYSIS

SECTOR 1 = FL to I1, SECTOR 2 = I1 to I2, SECTOR 3 = I2 to FL, DIFF = Difference To Personal Best Lap

P13 47		Tom BARLEY		Golf GTI - Team Hard						
LAP	SECTOR 1	SECTOR 2	SECTOR 3	LAP TIME	MPH	DIFF	TIME OF DAY			
1 -		88.0	48.209	69.3	26.352	110.3	1:56.893	74.93	13.861	11:46:08.946
2 -	33.329	89.2	45.887	82.4	24.862	113.7	1:44.078	84.16	1.046	11:47:53.024
3 -	32.454	91.0	46.405	83.9	24.859	113.1	1:43.718	84.45	0.686	11:49:36.742
4 -	32.412	90.8	46.604	84.5	24.781	114.5	1:43.797	84.39	0.765	11:51:20.539
5 -	33.213	90.1	46.036	85.8	24.971	112.9	1:44.220	84.05	1.188	11:53:04.759
6 -	32.398	91.4	46.143	86.3	25.400	112.5	1:43.941	84.27	0.909	11:54:48.700
7 -	32.472	90.8	45.530	88.4	25.030	112.9	1:43.032 (1)	85.02		11:56:31.732
8 -	32.705	89.7	46.228	87.3	25.379	111.1	1:44.312	83.97	1.280	11:58:16.044
9 -	35.806	90.0	45.477	86.7	24.672	112.7	1:45.955	82.67	2.923	12:00:01.999
10 -	32.423	90.3	45.857	86.4	24.936	111.6	1:43.216 (3)	84.86	0.184	12:01:45.215
11 -	32.587	89.3	45.966	86.5	24.947	111.2	1:43.500	84.63	0.468	12:03:28.715
12 -	32.274	89.4	46.002	86.0	24.853	111.6	1:43.129 (2)	84.94	0.097	12:05:11.844

P14 99		Jack WALKER-TULLEY		Golf GTI - CMW Racing						
LAP	SECTOR 1	SECTOR 2	SECTOR 3	LAP TIME	MPH	DIFF	TIME OF DAY			
1 -		85.0	49.789	77.2	25.647	109.2	1:59.503	73.30	15.606	11:46:11.556
2 -	33.118	89.7	47.162	77.0	25.295	110.7	1:45.575	82.97	1.678	11:47:57.131
3 -	33.493	89.3	46.456	81.4	24.892	110.3	1:44.841	83.55	0.944	11:49:41.972
4 -	33.729	87.4	46.324	82.2	25.057	110.7	1:45.110	83.33	1.213	11:51:27.082
5 -	32.672	89.5	46.208	84.4	25.151	110.5	1:44.031	84.20	0.134	11:53:11.113
6 -	32.369	89.4	46.361	85.5	25.167	110.0	1:43.897 (1)	84.31		11:54:55.010
7 -	32.342	88.4	46.380	84.5	25.179	109.6	1:43.901 (2)	84.30	0.004	11:56:38.911
8 -	32.820	88.5	47.024	86.0	25.188	109.2	1:45.032	83.40	1.135	11:58:23.943
9 -	32.702	88.7	46.308	83.7	25.312	109.6	1:44.322	83.96	0.425	12:00:08.265
10 -	32.476	89.5	46.306	84.4	25.295	109.8	1:44.077	84.16	0.180	12:01:52.342
11 -	32.588	88.4	46.286	83.8	25.111	109.6	1:43.985 (3)	84.24	0.088	12:03:36.327
12 -	32.551	88.6	46.225	84.8	25.396	104.2	1:44.172	84.09	0.275	12:05:20.499

P15 48		Richard MORGAN		Golf GTI - Slidesports						
LAP	SECTOR 1	SECTOR 2	SECTOR 3	LAP TIME	MPH	DIFF	TIME OF DAY			
1 -		88.4	50.513	77.7	25.637	107.8	2:00.826	72.49	16.142	11:46:12.879
2 -	33.669	88.4	47.418	80.8	25.263	110.0	1:46.350	82.36	1.666	11:47:59.229
3 -	33.434	88.8	47.593	80.5	25.182	110.7	1:46.209	82.47	1.525	11:49:45.438
4 -	33.200	87.9	47.389	84.8	25.451	110.1	1:46.040	82.60	1.356	11:51:31.478
5 -	33.128	88.7	47.113	81.8	25.214	111.8	1:45.455	83.06	0.771	11:53:16.933
6 -	33.093	88.3	48.566	82.1	25.180	111.6	1:46.839	81.99	2.155	11:55:03.772
7 -	33.035	88.6	46.611	84.0	25.038	112.0	1:44.684 (1)	83.67		11:56:48.456
8 -	33.132	87.6	46.917	85.8	25.165	109.8	1:45.214	83.25	0.530	11:58:33.670
9 -	32.963	89.4	46.789	82.9	25.232	109.8	1:44.984 (2)	83.43	0.300	12:00:18.654
10 -	33.248	89.1	46.891	82.7	25.210	109.8	1:45.349	83.15	0.665	12:02:04.003
11 -	33.297	88.8	47.257	82.8	25.129	110.0	1:45.683	82.88	0.999	12:03:49.686
12 -	33.076	88.7	47.008	82.2	25.117	109.8	1:45.201 (3)	83.26	0.517	12:05:34.887

P16 24		Philip MORRIS		Golf GTI - KPM Racing						
LAP	SECTOR 1	SECTOR 2	SECTOR 3	LAP TIME	MPH	DIFF	TIME OF DAY			
1 -		87.6	51.291	76.8	25.821	110.9	2:01.630	72.01	17.160	11:46:13.683
2 -	34.083	89.7	48.730	83.4	25.295	111.8	1:48.108	81.02	3.638	11:48:01.791
3 -	33.188	89.4	48.177	82.0	25.417	111.8	1:46.782	82.03	2.312	11:49:48.573
4 -	32.886	90.8	46.459	84.3	25.357	112.0	1:44.702 (2)	83.66	0.232	11:51:33.275
5 -	33.161	90.4	46.730	85.1	25.159	112.2	1:45.050	83.38	0.580	11:53:18.325
6 -	33.037	91.1	47.489	77.9	25.498	112.5	1:46.024	82.62	1.554	11:55:04.349
7 -	32.901	90.0	46.870	84.8	25.064	112.5	1:44.835	83.55	0.365	11:56:49.184
8 -	32.939	90.9	47.295	80.1	25.464	111.2	1:45.698	82.87	1.228	11:58:34.882
9 -	32.808	91.3	46.626	88.0	26.599	111.1	1:46.033	82.61	1.563	12:00:20.915
10 -	33.166	91.1	46.506	86.8	25.924	111.1	1:45.596	82.95	1.126	12:02:06.511
11 -	33.120	88.7	46.029	87.9	25.321	111.6	1:44.470 (1)	83.85		12:03:50.981
12 -	32.742	91.1	46.527	85.4	25.564	102.9	1:44.833 (3)	83.55	0.363	12:05:35.814

Weather / Track : Cloudy / Dry

Brands Hatch GP
Circuit Length = 2.4332 miles
Start: 11:44 Flag 12:04 End: 12:06

APR Volkswagen Racing Cup

RACE 7 - ROUND 11 - SECTOR ANALYSIS

SECTOR 1 = FL to I1, SECTOR 2 = I1 to I2, SECTOR 3 = I2 to FL, DIFF = Difference To Personal Best Lap

P17 19		David FAIRBROTHER					Scirocco R - Slidesports/Pall-Ex			
LAP	SECTOR 1	SECTOR 2		SECTOR 3		LAP TIME	MPH	DIFF	TIME OF DAY	
1 -		86.4	50.924	76.0	25.946	110.9	2:02.044	71.77	17.909	11:46:14.097
2 -	34.009	87.9	48.698	83.4	25.147	111.8	1:47.854	81.21	3.719	11:48:01.951
3 -	33.372	88.0	46.868	85.5	25.225	110.7	1:45.465 (3)	83.05	1.330	11:49:47.416
4 -	32.885	89.9	46.478	81.2	24.772	111.1	1:44.135 (1)	84.12		11:51:31.551
5 -	33.412	88.3	46.973	79.8	25.539	111.4	1:45.924	82.69	1.789	11:53:17.475
6 -	32.926	88.6	47.820	79.9	25.329	109.6	1:46.075	82.58	1.940	11:55:03.550
7 -	32.802	87.7	46.486	82.4	25.472	110.3	1:44.760 (2)	83.61	0.625	11:56:48.310
8 -	33.078	87.3	47.604	79.1	25.382	110.9	1:46.064	82.59	1.929	11:58:34.374
9 -	32.839	89.1	46.985	81.8	26.552	110.7	1:46.376	82.34	2.241	12:00:20.750
10 -	32.929	88.0	46.824	81.2	26.438	112.9	1:46.191	82.49	2.056	12:02:06.941
11 -	33.084	88.0	46.821	81.9	25.662	109.8	1:45.567	82.97	1.432	12:03:52.508
12 -	32.875	87.7	47.169	82.5	25.553	109.2	1:45.597	82.95	1.462	12:05:38.105

P18 41		Sam MORGAN					Golf GTI - Team Hard			
LAP	SECTOR 1	SECTOR 2		SECTOR 3		LAP TIME	MPH	DIFF	TIME OF DAY	
1 -		87.4	50.399	79.7	25.598	110.3	2:00.124	72.92	16.006	11:46:12.177
2 -	34.766	88.1	1:05.431	82.9	25.777	107.8	2:05.974	69.53	21.856	11:48:18.151
3 -	33.632	87.1	48.310	82.2	25.489	108.9	1:47.431	81.53	3.313	11:50:05.582
4 -	33.873	86.3	47.053	88.0	25.229	109.2	1:46.155	82.51	2.037	11:51:51.737
5 -	32.784	89.0	46.892	84.2	25.395	110.5	1:45.071	83.37	0.953	11:53:36.808
6 -	33.542	88.1	47.586	83.7	25.206	110.1	1:46.334	82.38	2.216	11:55:23.142
7 -	33.200	87.3	47.576	86.4	25.216	108.4	1:45.992	82.64	1.874	11:57:09.134
8 -	32.800	87.4	46.642	85.0	24.932	109.4	1:44.374 (3)	83.92	0.256	11:58:53.508
9 -	32.902	88.5	49.105	86.5	25.833	107.8	1:47.840	81.22	3.722	12:00:41.348
10 -	32.642	87.3	46.716	87.2	25.084	108.5	1:44.442	83.87	0.324	12:02:25.790
11 -	32.707	87.3	46.393	84.8	25.022	108.7	1:44.122 (2)	84.13	0.004	12:04:09.912
12 -	32.559	88.1	46.507	88.0	25.052	108.9	1:44.118 (1)	84.13		12:05:54.030

P19 51		Simon ANDREWS					Golf GTI - Warranty Direct Racing			
LAP	SECTOR 1	SECTOR 2		SECTOR 3		LAP TIME	MPH	DIFF	TIME OF DAY	
1 -		84.9	50.764	71.3	27.526	111.8	2:05.130	70.00	19.099	11:46:17.183
2 -	34.496	88.0	49.157	81.4	25.815	112.0	1:49.468	80.02	3.437	11:48:06.651
3 -	34.056	88.7	49.706	78.1	26.043	112.5	1:49.805	79.77	3.774	11:49:56.456
4 -	34.115	87.0	48.166	82.7	25.646	111.6	1:47.927	81.16	1.896	11:51:44.383
5 -	33.548	89.2	47.953	83.5	26.039	110.9	1:47.540	81.45	1.509	11:53:31.923
6 -	33.424	89.5	47.937	85.2	25.601	111.4	1:46.962	81.89	0.931	11:55:18.885
7 -	33.334	88.4	47.612	83.5	25.461	111.8	1:46.407	82.32	0.376	11:57:05.292
8 -	33.435	90.0	47.760	81.4	25.876	111.8	1:47.071	81.81	1.040	11:58:52.363
9 -	33.768	89.5	50.166	84.2	25.479	112.4	1:49.413	80.06	3.382	12:00:41.776
10 -	33.237	90.3	47.234	86.4	25.637	112.2	1:46.108 (2)	82.55	0.077	12:02:27.884
11 -	33.174	90.1	47.352	82.5	25.505	111.2	1:46.031 (1)	82.61		12:04:13.915
12 -	33.222	90.0	47.870	82.1	25.236	112.2	1:46.328 (3)	82.38	0.297	12:06:00.243

P20 40		Simon TOMLINSON					Golf GTI - AWM/Warranty Direct			
LAP	SECTOR 1	SECTOR 2		SECTOR 3		LAP TIME	MPH	DIFF	TIME OF DAY	
1 -		83.7	52.607	64.4	27.030	109.1	2:06.641	69.17	20.251	11:46:18.694
2 -	35.995	87.0	49.123	79.9	25.689	110.0	1:50.807	79.05	4.417	11:48:09.501
3 -	34.872	90.9	48.714	81.4	25.798	110.3	1:49.384	80.08	2.994	11:49:58.885
4 -	34.420	91.1	47.641	80.7	25.732	111.6	1:47.793	81.26	1.403	11:51:46.678
5 -	35.021	88.4	48.595	83.5	25.721	110.7	1:49.337	80.11	2.947	11:53:36.015
6 -	34.023	88.6	48.777	80.6	25.720	109.4	1:48.520	80.72	2.130	11:55:24.535
7 -	33.711	90.4	48.537	82.0	25.737	108.4	1:47.985	81.12	1.595	11:57:12.520
8 -	34.317	85.9	47.796	82.6	25.700	109.2	1:47.813	81.25	1.423	11:59:00.333
9 -	33.632	91.1	47.628	81.5	25.628	109.6	1:46.888 (3)	81.95	0.498	12:00:47.221
10 -	33.682	91.9	47.433	82.6	25.676	108.9	1:46.791 (2)	82.02	0.401	12:02:34.012
11 -	33.625	88.6	47.256	78.3	25.509	109.6	1:46.390 (1)	82.33		12:04:20.402
12 -	34.173	90.6	47.831	80.9	25.485	108.2	1:47.489	81.49	1.099	12:06:07.891

Weather / Track : Cloudy / Dry

Brands Hatch GP
Circuit Length = 2.4332 miles
Start: 11:44 Flag 12:04 End: 12:06

APR Volkswagen Racing Cup

RACE 7 - ROUND 11 - SECTOR ANALYSIS

SECTOR 1 = FL to I1, SECTOR 2 = I1 to I2, SECTOR 3 = I2 to FL, DIFF = Difference To Personal Best Lap

P21 69		Mark CLYNES		Golf GTI - JWB Motorsport								
LAP	SECTOR 1	SECTOR 2	SECTOR 3	LAP TIME	MPH	DIFF	TIME OF DAY					
1 -		86.0	50.624	74.3	27.627	109.2	2:05.439	69.83	19.545	11:46:17.492		
2 -	34.671	88.0	49.293	81.9	26.000	110.5	1:49.964	79.66	4.070	11:48:07.456		
3 -	33.895	87.2	49.333	76.8	26.205	110.7	1:49.433	80.04	3.539	11:49:56.889		
4 -	34.073	88.0	48.900	81.9	26.264	112.0	1:49.237	80.19	3.343	11:51:46.126		
5 -	33.970	88.0	48.852	79.1	25.702	107.3	1:48.524	80.71	2.630	11:53:34.650		
6 -	34.188	87.4	49.623	78.2	26.517	106.8	1:50.328	79.39	4.434	11:55:24.978		
7 -	34.099	87.9	48.085	83.4	25.949	110.3	1:48.133	81.00	2.239	11:57:13.111		
8 -	34.175	88.0	48.868	79.4	25.362	112.2	1:48.405	80.80	2.511	11:59:01.516		
9 -	33.585	89.5	48.373	82.6	25.386	111.6	1:47.344	81.60	1.450	12:00:48.860		
10 -	33.570	88.5	47.590	82.5	25.399	111.4	1:46.559 (2)	82.20	0.665	12:02:35.419		
11 -	33.297	88.6	48.056	82.1	25.443	111.8	1:46.796 (3)	82.02	0.902	12:04:22.215		
12 -	33.252	89.5	47.331	82.8	25.311	109.4	1:45.894 (1)	82.72		12:06:08.109		

P22 31		Paul DEHADRAY		Golf GTI - JWB Motorsport								
LAP	SECTOR 1	SECTOR 2	SECTOR 3	LAP TIME	MPH	DIFF	TIME OF DAY					
1 -		85.8	51.326	73.3	26.496	109.6	2:03.343	71.01	16.859	11:46:15.396		
2 -	34.500	88.0	49.409	76.4	26.545	107.8	1:50.454	79.30	3.970	11:48:05.850		
3 -	34.124	88.0	49.906	78.9	26.164	109.2	1:50.194	79.49	3.710	11:49:56.044		
4 -	34.051	87.8	49.571	82.3	26.205	109.4	1:49.827	79.76	3.343	11:51:45.871		
5 -	33.853	87.7	48.811	81.2	26.041	109.4	1:48.705	80.58	2.221	11:53:34.576		
6 -	33.663	88.1	48.644	83.9	25.898	109.8	1:48.205	80.95	1.721	11:55:22.781		
7 -	34.231	87.3	49.428	83.3	26.213	108.0	1:49.872	79.72	3.388	11:57:12.653		
8 -	34.014	87.2	49.046	82.2	25.730	109.8	1:48.790	80.52	2.306	11:59:01.443		
9 -	33.574	87.3	48.144	83.7	25.626	110.1	1:47.344	81.60	0.860	12:00:48.787		
10 -	33.188	88.5	47.754	85.5	25.542	110.1	1:46.484 (1)	82.26		12:02:35.271		
11 -	33.265	88.3	48.043	84.6	25.562	109.4	1:46.870 (2)	81.96	0.386	12:04:22.141		
12 -	33.024	89.1	48.675	84.7	25.614	109.6	1:47.313 (3)	81.62	0.829	12:06:09.454		

P23 55		Richard LEVETT		Golf GTI - JWB Motorsport								
LAP	SECTOR 1	SECTOR 2	SECTOR 3	LAP TIME	MPH	DIFF	TIME OF DAY					
1 -		88.7	51.337	66.9	26.564	112.2	2:05.615	69.73	19.581	11:46:17.668		
2 -	34.827	91.4	50.087	78.2	25.471	112.2	1:50.385	79.35	4.351	11:48:08.053		
3 -	34.805	90.3	49.381	78.7	25.666	112.2	1:49.852	79.74	3.818	11:49:57.905		
4 -	34.263	90.0	48.173	82.2	26.293	108.0	1:48.729	80.56	2.695	11:51:46.634		
5 -	34.836	90.5	49.373	81.9	25.588	112.9	1:49.797	79.78	3.763	11:53:36.431		
6 -	34.432	90.3	48.705	81.3	25.658	113.3	1:48.795	80.51	2.761	11:55:25.226		
7 -	34.126	85.7	48.850	82.0	25.230	112.7	1:48.206	80.95	2.172	11:57:13.432		
8 -	34.396	88.3	48.789	80.2	25.618	111.8	1:48.803	80.51	2.769	11:59:02.235		
9 -	33.680	90.4	47.951	81.5	25.423	112.4	1:47.054 (3)	81.82	1.020	12:00:49.289		
10 -	33.553	90.4	47.577	83.2	25.488	111.8	1:46.618 (2)	82.16	0.584	12:02:35.907		
11 -	33.631	90.6	47.706	80.7	26.250	108.5	1:47.587	81.42	1.553	12:04:23.494		
12 -	33.595	90.5	47.501	85.0	24.938	113.1	1:46.034 (1)	82.61		12:06:09.528		

P24 7		David GARNSWORTHY		Caddy Van - Vanworx								
LAP	SECTOR 1	SECTOR 2	SECTOR 3	LAP TIME	MPH	DIFF	TIME OF DAY					
1 -		85.8	52.909	69.8	26.913	109.2	2:08.085	68.39	18.974	11:46:20.138		
2 -	35.949	87.6	50.346	82.2	25.737	109.6	1:52.032	78.19	2.921	11:48:12.170		
3 -	35.254	87.0	51.034	81.3	26.536	107.3	1:52.824	77.64	3.713	11:50:04.994		
4 -	35.791	89.2	1:32.763	72.8			3:17.812	44.28	1:28.701	11:53:22.806		
5 -	OUTLAP	84.0	50.705	81.1	25.896	108.9	1:57.604	74.48	8.493	11:55:20.410		
6 -	35.164	87.8	53.372	81.0	25.944	108.5	1:54.480	76.51	5.369	11:57:14.890		
7 -	34.920	89.9	49.271	85.2	25.571	108.5	1:49.762 (3)	79.80	0.651	11:59:04.652		
8 -	34.585	91.1	49.295	86.0	25.733	108.0	1:49.613 (2)	79.91	0.502	12:00:54.265		
9 -	34.819	89.0	49.209	85.2	25.922	107.7	1:49.950	79.67	0.839	12:02:44.215		
10 -	34.409	89.4	48.968	81.1	25.734	108.2	1:49.111 (1)	80.28		12:04:33.326		
11 -	34.276	89.2	49.817	83.6	25.785	108.5	1:49.878	79.72	0.767	12:06:23.204		

Weather / Track : Cloudy / Dry

Brands Hatch GP
Circuit Length = 2.4332 miles
Start: 11:44 Flag 12:04 End: 12:06

APR Volkswagen Racing Cup

RACE 7 - ROUND 11 - SECTOR ANALYSIS

SECTOR 1 = FL to I1, SECTOR 2 = I1 to I2, SECTOR 3 = I2 to FL, DIFF = Difference To Personal Best Lap

P25	15	Ross WYLIE		Scirocco R - Slidesports						
LAP	SECTOR 1	SECTOR 2	SECTOR 3	LAP TIME	MPH	DIFF	TIME OF DAY			
1 -	87.8	47.646	87.1	25.073	115.7	1:52.598 (2)	77.79	9.666	11:46:04.651	
2 -	32.169	90.9	45.840	84.7	24.923	114.7	1:42.932 (1)	85.10	11:47:47.583	

P26	20	Graham PERKINS		Golf GTI - Team Hard						
LAP	SECTOR 1	SECTOR 2	SECTOR 3	LAP TIME	MPH	DIFF	TIME OF DAY			
1 -	87.9	51.271	70.1	26.236	110.5	2:03.371 (1)	71.00		11:46:15.424	

APR Volkswagen Racing Cup

RACE 7 - ROUND 11 - BEST SECTORS

SECTOR 1			SECTOR 2			SECTOR 3			IDEAL / BEST COMPARISON						
POS	NO	NAME	TIME	NO	NAME	TIME	NO	NAME	TIME	POS	NO	NAME	IDEAL	BEST	DIFF
1	5	BEAUMONT	31.611	5	BEAUMONT	44.999	4	LINES	24.126				PERFECT LAP	1:40.736	
2	30	DEPPER	31.664	13	FULBROOK	45.053	3	PANAYIOTOU	24.238	1	5	BEAUMONT	1:40.851	1:41.075	0.224
3	4	LINES	31.742	30	DEPPER	45.053	5	BEAUMONT	24.241	2	4	LINES	1:41.048	1:41.396	0.348
4	3	PANAYIOTOU	31.837	3	PANAYIOTOU	45.073	8	MASON	24.311	3	3	PANAYIOTOU	1:41.148	1:41.424	0.276
5	8	MASON	31.963	8	MASON	45.078	81	GILBERT	24.441	4	30	DEPPER	1:41.222	1:41.744	0.522
6	81	GILBERT	31.968	81	GILBERT	45.137	2	GALLAGHER	24.478	5	8	MASON	1:41.352	1:41.621	0.269
7	13	FULBROOK	31.990	4	LINES	45.180	30	DEPPER	24.505	6	81	GILBERT	1:41.546	1:41.793	0.247
8	2	GALLAGHER	32.040	11	HOUSE	45.327	11	HOUSE	24.603	7	13	FULBROOK	1:41.935	1:42.310	0.375
9	11	HOUSE	32.058	14	CAYGILL	45.407	47	BARLEY	24.672	8	11	HOUSE	1:41.988	1:42.205	0.217
10	14	CAYGILL	32.117	9	WYHINNY	45.459	32	GRIFFIN	24.711	9	2	GALLAGHER	1:42.059	1:42.204	0.145
11	9	WYHINNY	32.142	47	BARLEY	45.477	19	FAIRBROTHER	24.772	10	9	WYHINNY	1:42.385	1:43.180	0.795
12	15	WYLIE	32.169	2	GALLAGHER	45.541	9	WYHINNY	24.784	11	14	CAYGILL	1:42.395	1:42.270	-0.125
13	47	BARLEY	32.274	32	GRIFFIN	45.631	14	CAYGILL	24.871	12	47	BARLEY	1:42.423	1:43.032	0.609
14	99	WALKER-TULLEY	32.342	15	WYLIE	45.840	13	FULBROOK	24.892	13	32	GRIFFIN	1:42.699	1:42.794	0.095
15	32	GRIFFIN	32.357	24	MORRIS	46.029	99	WALKER-TULLEY	24.892	14	15	WYLIE	1:42.932	1:42.932	0.000
16	41	MORGAN	32.559	99	WALKER-TULLEY	46.208	15	WYLIE	24.923	15	99	WALKER-TULLEY	1:43.442	1:43.897	0.455
17	24	MORRIS	32.742	41	MORGAN	46.393	41	MORGAN	24.932	16	24	MORRIS	1:43.835	1:44.470	0.635
18	19	FAIRBROTHER	32.802	19	FAIRBROTHER	46.478	55	LEVETT	24.938	17	41	MORGAN	1:43.884	1:44.118	0.234
19	48	MORGAN	32.963	48	MORGAN	46.611	48	MORGAN	25.038	18	19	FAIRBROTHER	1:44.052	1:44.135	0.083
20	31	DEHADRAY	33.024	77	SUTTON	47.068	24	MORRIS	25.064	19	48	MORGAN	1:44.612	1:44.684	0.072
21	51	ANDREWS	33.174	51	ANDREWS	47.234	51	ANDREWS	25.236	20	51	ANDREWS	1:45.644	1:46.031	0.387
22	69	CLYNES	33.252	40	TOMLINSON	47.256	69	CLYNES	25.311	21	69	CLYNES	1:45.894	1:45.894	0.000
23	55	LEVETT	33.553	69	CLYNES	47.331	40	TOMLINSON	25.485	22	55	LEVETT	1:45.992	1:46.034	0.042
24	40	TOMLINSON	33.625	55	LEVETT	47.501	31	DEHADRAY	25.542	23	31	DEHADRAY	1:46.320	1:46.484	0.164
25	7	GARNSWORTHY	34.276	31	DEHADRAY	47.754	7	GARNSWORTHY	25.571	24	40	TOMLINSON	1:46.366	1:46.390	0.024
26				7	GARNSWORTHY	48.968	20	PERKINS	26.236	25	7	GARNSWORTHY	1:48.815	1:49.111	0.296
27				20	PERKINS	51.271				26	20	PERKINS		2:03.371	

Weather / Track : Cloudy / Dry

Brands Hatch GP

Circuit Length = 2.4332 miles

Start: 11:44 Flag 12:04 End: 12:06

Results can be found at www.tsl-timing.com

Printed - 12:08 Sunday, 11 August 2013

APR Volkswagen Racing Cup

RACE 7 - ROUND 11 - BEST SPEEDS

SECTOR 1				SECTOR 2			FINISH LINE		
POS	NO	NAME	MPH	NO	NAME	MPH	NO	NAME	MPH
1	14	Josh CAYGILL	93.2	5	Nick BEAUMONT	92.3	4	Stewart LINES	116.1
2	4	Stewart LINES	92.8	13	Joe FULBROOK	91.6	3	Chris PANAYIOTOU	115.7
3	8	Aaron MASON	92.8	11	Philip HOUSE	91.3	15	Ross WYLIE	115.7
4	32	Kieran GRIFFIN	92.4	8	Aaron MASON	91.0	2	Kieran GALLAGHER	114.9
5	3	Chris PANAYIOTOU	92.0	9	Peter WYHINNY	90.9	5	Nick BEAUMONT	114.5
6	2	Kieran GALLAGHER	91.9	14	Josh CAYGILL	90.8	47	Tom BARLEY	114.5
7	40	Simon TOMLINSON	91.9	30	Martin DEPPER	90.3	81	Henry GILBERT	114.3
8	5	Nick BEAUMONT	91.6	4	Stewart LINES	89.9	8	Aaron MASON	113.7
9	30	Martin DEPPER	91.4	3	Chris PANAYIOTOU	89.8	55	Richard LEVETT	113.3
10	47	Tom BARLEY	91.4	47	Tom BARLEY	88.4	9	Peter WYHINNY	112.9
11	55	Richard LEVETT	91.4	24	Phillip MORRIS	88.0	19	David FAIRBROTHER	112.9
12	15	Ross WYLIE	91.3	41	Sam MORGAN	88.0	30	Martin DEPPER	112.9
13	24	Phillip MORRIS	91.3	2	Kieran GALLAGHER	87.9	24	Phillip MORRIS	112.5
14	7	David GARNSWORTHY	91.1	32	Kieran GRIFFIN	87.4	51	Simon ANDREWS	112.5
15	9	Peter WYHINNY	91.1	15	Ross WYLIE	87.1	13	Joe FULBROOK	112.2
16	81	Henry GILBERT	91.1	51	Simon ANDREWS	86.4	14	Josh CAYGILL	112.2
17	13	Joe FULBROOK	90.6	81	Henry GILBERT	86.4	32	Kieran GRIFFIN	112.2
18	51	Simon ANDREWS	90.3	7	David GARNSWORTHY	86.0	69	Mark CLYNES	112.2
19	19	David FAIRBROTHER	89.9	99	Jack WALKER-TULLEY	86.0	48	Richard MORGAN	112.0
20	99	Jack WALKER-TULLEY	89.7	48	Richard MORGAN	85.8	40	Simon TOMLINSON	111.6
21	69	Mark CLYNES	89.5	19	David FAIRBROTHER	85.5	99	Jack WALKER-TULLEY	110.7
22	48	Richard MORGAN	89.4	31	Paul DEHADRAY	85.5	20	Graham PERKINS	110.5
23	31	Paul DEHADRAY	89.1	55	Richard LEVETT	85.0	41	Sam MORGAN	110.5
24	41	Sam MORGAN	89.0	40	Simon TOMLINSON	83.5	31	Paul DEHADRAY	110.1
25	11	Philip HOUSE	88.8	69	Mark CLYNES	83.4	11	Philip HOUSE	109.8
26	20	Graham PERKINS	87.9	20	Graham PERKINS	70.1	7	David GARNSWORTHY	109.6
27	77	David SUTTON	86.8						

Weather / Track : Cloudy / Dry

Results can be found at www.tsl-timing.com


Brands Hatch GP

Circuit Length = 2.4332 miles

Start: 11:44 Flag 12:04 End: 12:06

Printed - 12:09 Sunday, 11 August 2013

APR Volkswagen Racing Cup RACE 12 - ROUND 12 - GRID

ROW 14	27	77 David SUTTON	
ROW 13	25	15 Ross WYLIE	26 20 Graham PERKINS
ROW 12	23	55 Richard LEVETT	24 7 David GARNSWORTHY
ROW 11	21	69 Mark CLYNES	22 31 Paul DEHADRAY
ROW 10	19	51 Simon ANDREWS	20 40 Simon TOMLINSON
ROW 9	17	19 David FAIRBROTHER	18 41 Sam MORGAN
ROW 8	15	48 Richard MORGAN	16 24 Philip MORRIS
ROW 7	13	47 Tom BARLEY	14 99 Jack WALKER-TULLEY
ROW 6	11	32 Kieran GRIFFIN	12 9 Peter WYHINNY
ROW 5	9	13 Joe FULBROOK	10 2 Kieran GALLAGHER
ROW 4	7	11 Philip HOUSE	8 14 Josh CAYGILL
ROW 3	5	8 Aaron MASON	6 5 Nick BEAUMONT
ROW 2	3	3 Chris PANAYIOTOU	4 4 Stewart LINES
ROW 1	1	30 Martin DEPPER	2 81 Henry GILBERT
Pole			
			

Brands Hatch GP
Circuit Length = 2.4332 miles

These results are provisional until the conclusion of any judicial and technical matters.

Clerk Of Course :

Timekeeper :

APR Volkswagen Racing Cup

RACE 12 - ROUND 12 - CLASSIFICATION

POS	NO	NAME	ENTRY	LAPS	TIME	GAP	DIFF	MPH	BEST	ON
1	30	Martin DEPPER	Scirocco R - KPM Racing	12	20:36.468			85.01	1:41.836	5
2	8	Aaron MASON	Scirocco R - AWM/Warranty Direct	12	20:36.560	0.092	0.092	85.00	1:41.494	9
3	4	Stewart LINES	Scirocco R - KPM Racing	12	20:36.765	0.297	0.205	84.99	1:41.334	10
4	3	Chris PANAYIOTOU	Golf GTI - KPM Racing	12	20:37.460	0.992	0.695	84.94	1:41.462	10
5	81	Henry GILBERT	Golf GTI - Henry Gilbert Racing	12	20:42.828	6.360	5.368	84.57	1:42.094	8
6	5	Nick BEAUMONT	Scirocco R - JWB Motorsport	12	20:47.244	10.776	4.416	84.28	1:41.864	5
7	13	Joe FULBROOK	Golf GTI - AWM/Warranty Direct	12	20:48.465	11.997	1.221	84.19	1:41.648	12
8	11	Philip HOUSE	Scirocco R - PH Motorsport	12	20:51.887	15.419	3.422	83.96	1:42.900	12
9	15	Ross WYLIE	Scirocco R - Slidesports	12	20:52.070	15.602	0.183	83.95	1:42.203	5
10	47	Tom BARLEY	Golf GTI - Team Hard	12	21:08.552	32.084	16.482	82.86	1:43.142	10
11	32	Kieran GRIFFIN	Scirocco R - JWB Motorsport	12	21:09.814	33.346	1.262	82.78	1:42.801	12
12	41	Sam MORGAN	Golf GTI - Team Hard	12	21:10.748	34.280	0.934	82.72	1:43.084	12
13	19	David FAIRBROTHER	Scirocco R - Slidesports/Pall-Ex	12	21:32.514	56.046	21.766	81.32	1:45.083	5
14	20	Graham PERKINS	Golf GTI - Team Hard	12	21:33.330	56.862	0.816	81.27	1:44.970	10
15	69	Mark CLYNES	Golf GTI - JWB Motorsport	12	21:34.083	57.615	0.753	81.22	1:45.416	8
16	51 *	Simon ANDREWS	Golf GTI - Warranty Direct Racing	12	21:39.914	1:03.446	5.831	80.86	1:45.513	12
17	24	Philip MORRIS	Golf GTI - KPM Racing	12	21:46.303	1:09.835	6.389	80.46	1:46.088	12
18	31	Paul DEHADRAY	Golf GTI - JWB Motorsport	12	21:48.433	1:11.965	2.130	80.33	1:46.421	12
19	40	Simon TOMLINSON	Golf GTI - AWM/Warranty Direct	12	22:05.465	1:28.997	17.032	79.30	1:45.455	9
20	55	Richard LEVETT	Golf GTI - JWB Motorsport	12	22:10.115	1:33.647	4.650	79.02	1:48.231	5

NOT CLASSIFIED

DNF	48	Richard MORGAN	Golf GTI - Slidesports	11	19:29.327	1 Lap	1 Lap	82.40	1:44.073	8
DNF	77	David SUTTON	Golf GTI - Team Hard	9	15:56.362	3 Laps	2 Laps	82.43	1:43.377	3
DNF	9	Peter WYHINNY	SEAT Leon Cupra - Volkswagen Racing	9	16:03.866	3 Laps	7.504	81.79	1:43.125	6
DNF	14	Josh CAYGILL	Golf GTI - AWM/Warranty Direct	5	8:47.490	7 Laps	4 Laps	83.03	1:43.034	5
DNF	2	Kieran GALLAGHER	Golf GTI - Team Hard	5	8:50.447	7 Laps	2.957	82.57	1:43.396	5
DNF	99	Jack WALKER-TULLEY	Golf GTI - CMW Racing	3	5:25.091	9 Laps	2 Laps	80.83	1:44.535	3

FASTEST LAP

4	Stewart LINES	Scirocco R - KPM Racing	10	1:41.334	86.44 mph	139.12 kph
---	---------------	-------------------------	----	----------	-----------	------------

* Car 51 - 5 Second penalty, Track limits

Weather / Track : Cloudy / Dry

These results are provisional until the conclusion of any judicial and technical matters.

Brands Hatch GP

Circuit Length = 2.4332 miles

Start: 17:43 Flag 18:03 End: 18:05

Clerk Of Course :	Timekeeper :
-------------------	--------------

APR Volkswagen Racing Cup

RACE 12 - ROUND 12 - LAP CHART

LAP 1			LAP 2			LAP 3			LAP 4			LAP 5		
NO	BEHIND	LAP TIME	NO	BEHIND	LAP TIME	NO	BEHIND	LAP TIME	NO	BEHIND	LAP TIME	NO	BEHIND	LAP TIME
30		1:50.857	30		1:43.885	30		1:42.649	30		1:42.099	30		1:41.836
81	0.722	1:51.579	81	0.813	1:43.976	81	0.986	1:42.822	81	1.294	1:42.407	81	1.617	1:42.159
8	0.966	1:51.823	3	1.047	1:43.770	8	1.801	1:42.803	8	1.809	1:42.107	8	2.287	1:42.314
3	1.162	1:52.019	8	1.647	1:44.566	3	2.101	1:43.703	3	2.157	1:42.155	3	2.516	1:42.195
4	1.757	1:52.614	4	1.886	1:44.014	4	2.828	1:43.591	4	2.919	1:42.190	4	3.061	1:41.978
11	2.566	1:53.423	11	2.672	1:43.991	11	3.791	1:43.768	14	4.966	1:43.094	14	6.164	1:43.034
14	3.006	1:53.863	14	2.957	1:43.836	14	3.971	1:43.663	11	5.072	1:43.380	11	6.759	1:43.523
5	3.152	1:54.009	13	4.635	1:44.825	13	5.904	1:43.918	13	7.343	1:43.538	2	9.121	1:43.396
13	3.695	1:54.552	2	5.136	1:45.186	2	6.238	1:43.751	2	7.561	1:43.422	13	9.543	1:44.036
2	3.835	1:54.692	99	5.814	1:45.336	99	7.700	1:44.535	5	10.167	1:44.035	5	10.195	1:41.864
99	4.363	1:55.220	9	6.211	1:45.214	9	8.011	1:44.449	15	10.936	1:44.049	15	11.303	1:42.203
9	4.882	1:55.739	5	7.411	1:48.144	5	8.231	1:43.469	77	12.805	1:43.690	77	17.675	1:46.706
48	6.398	1:57.255	15	8.560	1:45.168	15	8.986	1:43.075	48	14.986	1:46.221	48	18.166	1:45.016
47	6.995	1:57.852	48	8.854	1:46.341	48	10.864	1:44.659	47	16.901	1:47.764	47	18.627	1:43.562
15	7.277	1:58.134	47	9.940	1:46.830	77	11.214	1:43.377	32	18.144	1:47.020	32	19.576	1:43.268
32	7.473	1:58.330	77	10.486	1:44.991	47	11.236	1:43.945	41	18.460	1:45.497	41	20.632	1:44.008
77	9.380	2:00.237	32	11.055	1:47.467	32	13.223	1:44.817	9	20.719	1:54.807	9	22.667	1:43.784
19	9.956	2:00.813	41	12.721	1:46.420	41	15.062	1:44.990	19	22.873	1:45.429	19	26.120	1:45.083
41	10.186	2:01.043	19	14.156	1:48.085	19	19.543	1:48.036	20	23.677	1:45.517	20	27.882	1:46.041
51	10.609	2:01.466	20	14.683	1:47.649	20	20.259	1:48.225	51	26.713	1:47.489	51	31.132	1:46.255
20	10.919	2:01.776	40	15.368	1:48.118	40	20.459	1:47.740	69	27.616	1:47.048	69	31.842	1:46.062
40	11.135	2:01.992	51	16.822	1:50.098	51	21.323	1:47.150	31	30.109	1:47.802	31	36.721	1:48.448
69	11.622	2:02.479	69	17.450	1:49.713	69	22.667	1:47.866	24	30.420	1:47.935	24	37.123	1:48.539
31	11.996	2:02.853	31	18.372	1:50.261	31	24.406	1:48.683	55	31.519	1:48.386	55	37.914	1:48.231
55	12.652	2:03.509	55	18.784	1:50.017	24	24.584	1:47.761	40	49.086	2:10.726	40	55.592	1:48.342
24	16.557	2:07.414	24	19.472	1:46.800	55	25.232	1:49.097						

Weather / Track : Cloudy / Dry

Brands Hatch GP

Circuit Length = 2.4332 miles

Start: 17:43 Flag 18:03 End: 18:05

APR Volkswagen Racing Cup

RACE 12 - ROUND 12 - LAP CHART

LAP 6			LAP 7			LAP 8			LAP 9			LAP 10		
NO	BEHIND	LAP TIME	NO	BEHIND	LAP TIME	NO	BEHIND	LAP TIME	NO	BEHIND	LAP TIME	NO	BEHIND	LAP TIME
30		1:42.337	30		1:42.195	30		1:42.199	30		1:42.281	30		1:41.971
81	1.656	1:42.376	8	1.953	1:42.167	8	1.367	1:41.613	8	0.580	1:41.494	8	0.114	1:41.505
8	1.981	1:42.031	3	2.292	1:42.140	3	1.689	1:41.596	3	1.297	1:41.889	3	0.788	1:41.462
3	2.347	1:42.168	4	2.676	1:41.791	4	2.381	1:41.904	4	1.836	1:41.736	4	1.199	1:41.334
4	3.080	1:42.356	81	3.385	1:43.924	81	3.280	1:42.094	81	3.255	1:42.256	81	3.870	1:42.586
11	8.340	1:43.918	11	9.359	1:43.214	11	10.439	1:43.279	5	10.599	1:41.936	5	10.689	1:42.061
13	10.046	1:42.840	13	10.022	1:42.171	13	10.797	1:42.974	13	12.084	1:43.568	13	12.659	1:42.546
5	10.625	1:42.767	5	10.353	1:41.923	5	10.944	1:42.790	11	12.389	1:44.231	11	13.446	1:43.028
15	11.364	1:42.398	15	11.518	1:42.349	15	11.783	1:42.464	15	12.783	1:43.281	15	13.640	1:42.828
77	20.983	1:45.645	77	23.066	1:44.278	77	24.700	1:43.833	77	26.024	1:43.605	47	28.147	1:43.142
48	21.152	1:45.323	48	23.634	1:44.677	48	25.508	1:44.073	47	26.976	1:43.423	48	30.196	1:44.752
47	21.398	1:45.108	47	24.323	1:45.120	47	25.834	1:43.710	48	27.415	1:44.188	32	30.440	1:44.780
32	21.519	1:44.280	32	24.677	1:45.353	32	26.307	1:43.829	32	27.631	1:43.605	41	31.000	1:44.851
41	21.910	1:43.615	41	24.972	1:45.257	41	26.667	1:43.894	41	28.120	1:43.734	19	45.473	1:46.177
9	23.455	1:43.125	9	25.267	1:44.007	9	31.696	1:48.628	9	33.528	1:44.113	20	45.623	1:44.970
19	29.173	1:45.390	19	32.832	1:45.854	19	37.240	1:46.607	19	41.267	1:46.308	69	50.410	1:45.653
20	31.283	1:45.738	20	35.280	1:46.192	20	39.632	1:46.551	20	42.624	1:45.273	51	51.273	1:45.769
51	35.124	1:46.329	51	39.346	1:46.417	69	42.789	1:45.416	69	46.728	1:46.220	31	1:01.613	1:46.969
69	35.490	1:45.985	69	39.572	1:46.277	51	43.816	1:46.669	51	47.475	1:45.940	24	1:01.723	1:46.377
31	41.713	1:47.329	31	46.505	1:46.987	31	52.116	1:47.810	31	56.615	1:46.780	40	1:17.315	1:47.960
24	42.060	1:47.274	24	46.814	1:46.949	24	52.486	1:47.871	24	57.317	1:47.112	55	1:18.938	1:50.684
55	44.658	1:49.081	55	51.121	1:48.658	55	1:01.883	1:52.961	55	1:10.225	1:50.623			
40	1:00.471	1:47.216	40	1:04.427	1:46.151	40	1:08.152	1:45.924	40	1:11.326	1:45.455			

Weather / Track : Cloudy / Dry

Brands Hatch GP

Circuit Length = 2.4332 miles

Start: 17:43 Flag 18:03 End: 18:05

APR Volkswagen Racing Cup

RACE 12 - ROUND 12 - LAP CHART

LAP 11			LAP 12		
NO	BEHIND	LAP TIME	NO	BEHIND	LAP TIME
30		1:41.946	30		1:42.213
8	0.363	1:42.195	8	0.092	1:41.942
4	0.793	1:41.540	4	0.297	1:41.717
3	1.252	1:42.410	3	0.992	1:41.953
81	5.537	1:43.613	81	6.360	1:43.036
5	11.090	1:42.347	5	10.776	1:41.899
13	12.562	1:41.849	13	11.997	1:41.648
11	14.732	1:43.232	11	15.419	1:42.900
15	15.144	1:43.450	15	15.602	1:42.671
47	30.786	1:44.585	47	32.084	1:43.511
32	32.758	1:44.264	32	33.346	1:42.801
41	33.409	1:44.355	41	34.280	1:43.084
48	35.072	1:46.822	19	56.046	1:47.603
19	50.656	1:47.129	20	56.862	1:48.168
20	50.907	1:47.230	69	57.615	1:45.829
69	53.999	1:45.535	51	58.446	1:45.513
51	55.146	1:45.819	24	1:09.835	1:46.088
24	1:05.960	1:46.183	31	1:11.965	1:46.421
31	1:07.757	1:48.090	40	1:28.997	1:48.519
40	1:22.691	1:47.322	55	1:33.647	1:49.475
55	1:26.385	1:49.393			

Weather / Track : Cloudy / Dry

Results can be found at www.tsl-timing.com

Page 3 of 3

Brands Hatch GP
Circuit Length = 2.4332 miles
Start: 17:43 Flag 18:03 End: 18:05

Printed - 18:07 Sunday, 11 August 2013

APR Volkswagen Racing Cup

RACE 12 - ROUND 12 - SECTOR ANALYSIS

SECTOR 1 = FL to I1, SECTOR 2 = I1 to I2, SECTOR 3 = I2 to FL, DIFF = Difference To Personal Best Lap

P1		30		Martin DEPPER		Scirocco R - KPM Racing				
LAP	SECTOR 1	SECTOR 2	SECTOR 3	LAP TIME	MPH	DIFF	TIME OF DAY			
1 -		89.1	46.155	89.0	24.964	111.1	1:50.857	79.01	9.021	17:44:59.895
2 -	33.132	89.3	45.847	89.3	24.906	111.4	1:43.885	84.32	2.049	17:46:43.780
3 -	32.491	90.4	45.503	88.0	24.655	112.0	1:42.649	85.33	0.813	17:48:26.429
4 -	32.269	90.1	45.273	90.0	24.557	112.0	1:42.099	85.79	0.263	17:50:08.528
5 -	32.096	89.9	45.051	89.7	24.689	111.8	1:41.836 (1)	86.01		17:51:50.364
6 -	32.181	90.6	45.321	89.4	24.835	112.0	1:42.337	85.59	0.501	17:53:32.701
7 -	32.192	89.7	45.355	90.8	24.648	111.8	1:42.195	85.71	0.359	17:55:14.896
8 -	32.035	90.8	45.453	89.8	24.711	111.8	1:42.199	85.71	0.363	17:56:57.095
9 -	32.203	89.9	45.455	89.1	24.623	111.6	1:42.281	85.64	0.445	17:58:39.376
10 -	31.937	90.6	45.280	89.8	24.754	112.4	1:41.971 (3)	85.90	0.135	18:00:21.347
11 -	32.195	91.0	45.213	89.2	24.538	111.6	1:41.946 (2)	85.92	0.110	18:02:03.293
12 -	32.094	91.3	45.390	88.8	24.729	111.6	1:42.213	85.70	0.377	18:03:45.506

P2		8		Aaron MASON		Scirocco R - AWM/Warranty Direct				
LAP	SECTOR 1	SECTOR 2	SECTOR 3	LAP TIME	MPH	DIFF	TIME OF DAY			
1 -		89.8	46.152	87.2	24.980	112.7	1:51.823	78.33	10.329	17:45:00.861
2 -	34.008	91.6	45.851	86.3	24.707	113.9	1:44.566	83.77	3.072	17:46:45.427
3 -	32.453	90.6	45.722	87.2	24.628	112.7	1:42.803	85.20	1.309	17:48:28.230
4 -	32.304	90.6	45.027	88.5	24.776	112.5	1:42.107	85.79	0.613	17:50:10.337
5 -	32.304	91.0	45.384	87.7	24.626	113.3	1:42.314	85.61	0.820	17:51:52.651
6 -	32.144	91.8	45.170	88.5	24.717	114.1	1:42.031	85.85	0.537	17:53:34.682
7 -	32.108	91.3	45.450	89.3	24.609	112.2	1:42.167	85.74	0.673	17:55:16.849
8 -	32.119	90.0	45.106	89.0	24.388	113.1	1:41.613 (3)	86.20	0.119	17:56:58.462
9 -	31.937	92.1	45.061	89.4	24.496	112.7	1:41.494 (1)	86.30		17:58:39.956
10 -	32.057	91.4	45.101	89.5	24.347	113.3	1:41.505 (2)	86.29	0.011	18:00:21.461
11 -	32.438	91.6	45.179	86.7	24.578	113.5	1:42.195	85.71	0.701	18:02:03.656
12 -	32.067	92.6	45.339	89.8	24.536	112.9	1:41.942	85.92	0.448	18:03:45.598

P3		4		Stewart LINES		Scirocco R - KPM Racing				
LAP	SECTOR 1	SECTOR 2	SECTOR 3	LAP TIME	MPH	DIFF	TIME OF DAY			
1 -		90.3	46.875	83.3	24.697	114.7	1:52.614	77.78	11.280	17:45:01.652
2 -	33.618	91.4	46.027	85.1	24.369	115.3	1:44.014	84.21	2.680	17:46:45.666
3 -	32.698	91.3	46.197	87.9	24.696	114.5	1:43.591	84.56	2.257	17:48:29.257
4 -	32.257	91.5	45.473	86.9	24.460	114.7	1:42.190	85.72	0.856	17:50:11.447
5 -	31.975	91.5	45.480	88.0	24.523	115.1	1:41.978	85.89	0.644	17:51:53.425
6 -	32.191	91.9	45.488	85.4	24.677	113.9	1:42.356	85.58	1.022	17:53:35.781
7 -	31.985	92.0	45.465	89.2	24.341	114.9	1:41.791	86.05	0.457	17:55:17.572
8 -	31.941	91.6	45.491	88.4	24.472	115.1	1:41.904	85.96	0.570	17:56:59.476
9 -	31.847	91.9	45.398	87.6	24.491	114.7	1:41.736	86.10	0.402	17:58:41.212
10 -	31.903	91.9	45.150	88.8	24.281	115.1	1:41.334 (1)	86.44		18:00:22.546
11 -	31.979	92.8	45.352	89.5	24.209	114.5	1:41.540 (2)	86.26	0.206	18:02:04.086
12 -	31.988	92.5	45.330	86.4	24.399	116.7	1:41.717 (3)	86.11	0.383	18:03:45.803

P4		3		Chris PANAYIOTOU		Golf GTI - KPM Racing				
LAP	SECTOR 1	SECTOR 2	SECTOR 3	LAP TIME	MPH	DIFF	TIME OF DAY			
1 -		89.1	46.643	86.4	24.773	113.1	1:52.019	78.19	10.557	17:45:01.057
2 -	33.571	91.1	45.781	85.9	24.418	114.9	1:43.770	84.41	2.308	17:46:44.827
3 -	32.872	91.1	46.389	88.0	24.442	114.5	1:43.703	84.47	2.241	17:48:28.530
4 -	32.387	91.8	45.435	88.8	24.333	115.1	1:42.155	85.75	0.693	17:50:10.685
5 -	32.463	90.5	45.176	89.3	24.556	114.3	1:42.195	85.71	0.733	17:51:52.880
6 -	32.444	91.4	45.356	86.1	24.368	115.7	1:42.168	85.73	0.706	17:53:35.048
7 -	32.123	91.6	45.395	86.9	24.622	114.3	1:42.140	85.76	0.678	17:55:17.188
8 -	32.087	92.4	45.146	87.8	24.363	115.3	1:41.596 (2)	86.22	0.134	17:56:58.784
9 -	32.206	91.4	45.352	86.5	24.331	113.5	1:41.889 (3)	85.97	0.427	17:58:40.673
10 -	32.068	91.9	45.005	90.4	24.389	114.7	1:41.462 (1)	86.33		18:00:22.135
11 -	32.210	92.3	45.794	85.9	24.406	114.7	1:42.410	85.53	0.948	18:02:04.545
12 -	32.062	92.5	45.619	88.6	24.272	115.1	1:41.953	85.92	0.491	18:03:46.498

Weather / Track : Cloudy / Dry

Brands Hatch GP
Circuit Length = 2.4332 miles
Start: 17:43 Flag 18:03 End: 18:05

APR Volkswagen Racing Cup

RACE 12 - ROUND 12 - SECTOR ANALYSIS

SECTOR 1 = FL to I1, SECTOR 2 = I1 to I2, SECTOR 3 = I2 to FL, DIFF = Difference To Personal Best Lap

P5		81		Henry GILBERT		Golf GTI - Henry Gilbert Racing				
LAP	SECTOR 1		SECTOR 2		SECTOR 3		LAP TIME	MPH	DIFF	TIME OF DAY
1 -		88.7	46.439	87.9	24.966	112.7	1:51.579	78.50	9.485	17:45:00.617
2 -	33.735	89.5	45.574	86.1	24.667	113.1	1:43.976	84.24	1.882	17:46:44.593
3 -	32.548	90.3	45.678	84.9	24.596	113.1	1:42.822	85.19	0.728	17:48:27.415
4 -	32.287	89.2	45.456	85.9	24.664	112.7	1:42.407	85.53	0.313	17:50:09.822
5 -	32.207	89.7	45.315	87.7	24.637	113.1	1:42.159 (2)	85.74	0.065	17:51:51.981
6 -	32.316	89.4	45.433	86.1	24.627	112.9	1:42.376	85.56	0.282	17:53:34.357
7 -	32.166	90.1	47.188	84.7	24.570	114.1	1:43.924	84.29	1.830	17:55:18.281
8 -	32.242	90.3	45.356	86.8	24.496	113.7	1:42.094 (1)	85.80		17:57:00.375
9 -	32.170	90.4	45.570	85.5	24.516	112.7	1:42.256 (3)	85.66	0.162	17:58:42.631
10 -	32.177	90.0	45.711	87.1	24.698	112.5	1:42.586	85.39	0.492	18:00:25.217
11 -	32.716	89.7	45.933	85.1	24.964	112.0	1:43.613	84.54	1.519	18:02:08.830
12 -	32.519	89.8	45.815	84.0	24.702	112.0	1:43.036	85.01	0.942	18:03:51.866

P6		5		Nick BEAUMONT		Scirocco R - JWB Motorsport				
LAP	SECTOR 1		SECTOR 2		SECTOR 3		LAP TIME	MPH	DIFF	TIME OF DAY
1 -		87.4	47.209	83.7	25.106	115.3	1:54.009	76.83	12.145	17:45:03.047
2 -	37.341	90.4	46.172	83.5	24.631	113.3	1:48.144	81.00	6.280	17:46:51.191
3 -	32.578	90.6	46.017	88.8	24.874	115.1	1:43.469	84.66	1.605	17:48:34.660
4 -	33.428	87.1	46.097	84.6	24.510	113.7	1:44.035	84.20	2.171	17:50:18.695
5 -	32.150	89.2	45.200	87.0	24.514	114.9	1:41.864 (1)	85.99		17:52:00.559
6 -	32.084	90.4	45.988	86.0	24.695	114.1	1:42.767	85.23	0.903	17:53:43.326
7 -	32.146	90.8	45.205	88.6	24.572	114.9	1:41.923 (3)	85.94	0.059	17:55:25.249
8 -	32.149	91.1	45.482	85.8	25.159	115.7	1:42.790	85.22	0.926	17:57:08.039
9 -	31.902	91.0	45.310	87.7	24.724	113.5	1:41.936	85.93	0.072	17:58:49.975
10 -	32.049	90.1	45.335	84.9	24.677	113.3	1:42.061	85.82	0.197	18:00:32.036
11 -	32.272	88.8	45.601	83.7	24.474	113.3	1:42.347	85.58	0.483	18:02:14.383
12 -	31.952	90.4	45.430	85.8	24.517	112.9	1:41.899 (2)	85.96	0.035	18:03:56.282

P7		13		Joe FULBROOK		Golf GTI - AWM/Warranty Direct				
LAP	SECTOR 1		SECTOR 2		SECTOR 3		LAP TIME	MPH	DIFF	TIME OF DAY
1 -		85.7	47.185	84.0	25.453	111.4	1:54.552	76.47	12.904	17:45:03.590
2 -	33.634	88.1	46.049	88.8	25.142	111.8	1:44.825	83.56	3.177	17:46:48.415
3 -	32.978	89.0	45.871	90.3	25.069	112.0	1:43.918	84.29	2.270	17:48:32.333
4 -	32.662	89.3	45.669	86.2	25.207	111.1	1:43.538	84.60	1.890	17:50:15.871
5 -	33.577	89.0	45.449	87.4	25.010	111.2	1:44.036	84.20	2.388	17:51:59.907
6 -	32.420	89.5	45.185	89.5	25.235	110.5	1:42.840	85.17	1.192	17:53:42.747
7 -	32.151	89.1	45.101	89.5	24.919	110.7	1:42.171 (3)	85.73	0.523	17:55:24.918
8 -	32.231	90.5	45.408	88.1	25.335	111.6	1:42.974	85.06	1.326	17:57:07.892
9 -	32.412	90.9	46.249	90.1	24.907	112.2	1:43.568	84.58	1.920	17:58:51.460
10 -	32.388	89.9	45.029	92.1	25.129	111.2	1:42.546	85.42	0.898	18:00:34.006
11 -	31.980	90.4	45.065	87.2	24.804	111.1	1:41.849 (2)	86.00	0.201	18:02:15.855
12 -	31.983	90.3	44.924	89.0	24.741	110.5	1:41.648 (1)	86.17		18:03:57.503

P8		11		Philip HOUSE		Scirocco R - PH Motorsport				
LAP	SECTOR 1		SECTOR 2		SECTOR 3		LAP TIME	MPH	DIFF	TIME OF DAY
1 -		87.3	46.717	87.3	25.333	110.9	1:53.423	77.23	10.523	17:45:02.461
2 -	33.325	89.4	45.879	89.1	24.787	110.7	1:43.991	84.23	1.091	17:46:46.452
3 -	32.670	89.1	46.176	87.9	24.922	110.3	1:43.768	84.41	0.868	17:48:30.220
4 -	32.306	90.0	45.853	90.3	25.221	108.5	1:43.380	84.73	0.480	17:50:13.600
5 -	32.623	90.9	45.985	88.7	24.915	107.7	1:43.523	84.61	0.623	17:51:57.123
6 -	32.389	90.3	45.829	88.5	25.700	105.8	1:43.918	84.29	1.018	17:53:41.041
7 -	32.407	88.1	45.802	89.0	25.005	108.5	1:43.214 (3)	84.87	0.314	17:55:24.255
8 -	32.393	87.8	45.804	89.2	25.082	108.9	1:43.279	84.81	0.379	17:57:07.534
9 -	32.252	88.6	47.137	90.4	24.842	109.6	1:44.231	84.04	1.331	17:58:51.765
10 -	32.556	87.4	45.602	91.5	24.870	108.0	1:43.028 (2)	85.02	0.128	18:00:34.793
11 -	32.620	87.3	45.789	88.7	24.823	108.7	1:43.232	84.85	0.332	18:02:18.025
12 -	32.314	88.1	45.690	89.0	24.896	108.4	1:42.900 (1)	85.12		18:04:00.925

Weather / Track : Cloudy / Dry

Brands Hatch GP
Circuit Length = 2.4332 miles
Start: 17:43 Flag 18:03 End: 18:05

APR Volkswagen Racing Cup

RACE 12 - ROUND 12 - SECTOR ANALYSIS

SECTOR 1 = FL to I1, SECTOR 2 = I1 to I2, SECTOR 3 = I2 to FL, DIFF = Difference To Personal Best Lap

P9 15		Ross WYLIE		Scirocco R - Slidesports						
LAP	SECTOR 1	SECTOR 2	SECTOR 3	LAP TIME	MPH	DIFF	TIME OF DAY			
1 -		87.9	47.549	79.7	26.083	112.5	1:58.134	74.15	15.931	17:45:07.172
2 -	33.915	89.5	46.048	88.3	25.205	112.4	1:45.168	83.29	2.965	17:46:52.340
3 -	32.517	90.0	45.768	87.0	24.790	112.2	1:43.075	84.98	0.872	17:48:35.415
4 -	32.962	89.0	46.393	85.0	24.694	112.7	1:44.049	84.18	1.846	17:50:19.464
5 -	32.175	90.0	45.309	85.7	24.719	112.2	1:42.203 (1)	85.71		17:52:01.667
6 -	32.246	89.3	45.392	88.6	24.760	112.2	1:42.398 (3)	85.54	0.195	17:53:44.065
7 -	32.292	89.1	45.321	88.0	24.736	113.5	1:42.349 (2)	85.58	0.146	17:55:26.414
8 -	32.029	90.4	45.463	86.8	24.972	112.4	1:42.464	85.49	0.261	17:57:08.878
9 -	32.277	89.9	46.051	83.2	24.953	111.6	1:43.281	84.81	1.078	17:58:52.159
10 -	32.432	89.7	45.649	82.6	24.747	112.0	1:42.828	85.18	0.625	18:00:34.987
11 -	32.702	89.4	45.852	85.0	24.896	112.4	1:43.450	84.67	1.247	18:02:18.437
12 -	32.263	90.0	45.599	85.9	24.809	109.1	1:42.671	85.31	0.468	18:04:01.108

P10 47		Tom BARLEY		Golf GTI - Team Hard						
LAP	SECTOR 1	SECTOR 2	SECTOR 3	LAP TIME	MPH	DIFF	TIME OF DAY			
1 -		88.7	48.197	79.1	26.587	108.4	1:57.852	74.32	14.710	17:45:06.890
2 -	34.924	88.1	46.695	86.0	25.211	112.4	1:46.830	81.99	3.688	17:46:53.720
3 -	32.641	90.6	46.393	84.6	24.911	112.7	1:43.945	84.27	0.803	17:48:37.665
4 -	32.951	89.2	49.390	85.2	25.423	111.2	1:47.764	81.28	4.622	17:50:25.429
5 -	32.452	89.5	46.049	84.4	25.061	113.3	1:43.562	84.58	0.420	17:52:08.991
6 -	32.600	90.1	46.986	85.0	25.522	111.1	1:45.108	83.34	1.966	17:53:54.099
7 -	33.280	90.0	46.311	87.8	25.529	112.2	1:45.120	83.33	1.978	17:55:39.219
8 -	32.235	89.2	46.545	84.3	24.930	113.1	1:43.710	84.46	0.568	17:57:22.929
9 -	32.600	91.0	46.016	84.9	24.807	111.8	1:43.423 (2)	84.69	0.281	17:59:06.352
10 -	32.000	90.3	46.010	85.7	25.132	110.0	1:43.142 (1)	84.92		18:00:49.494
11 -	32.923	88.5	46.464	84.5	25.198	110.7	1:44.585	83.75	1.443	18:02:34.079
12 -	32.502	89.3	45.985	86.5	25.024	110.7	1:43.511 (3)	84.62	0.369	18:04:17.590

P11 32		Kieran GRIFFIN		Scirocco R - JWB Motorsport						
LAP	SECTOR 1	SECTOR 2	SECTOR 3	LAP TIME	MPH	DIFF	TIME OF DAY			
1 -		87.6	48.292	84.9	26.519	110.3	1:58.330	74.02	15.529	17:45:07.368
2 -	34.721	87.9	46.927	84.3	25.819	111.8	1:47.467	81.51	4.666	17:46:54.835
3 -	33.460	91.1	46.352	84.0	25.005	112.4	1:44.817	83.57	2.016	17:48:39.652
4 -	32.977	91.3	47.652	81.8	26.391	110.7	1:47.020	81.85	4.219	17:50:26.672
5 -	32.805	91.3	45.549	86.8	24.914	112.7	1:43.268 (2)	84.82	0.467	17:52:09.940
6 -	32.860	90.4	46.165	81.8	25.255	112.2	1:44.280	84.00	1.479	17:53:54.220
7 -	33.478	89.8	46.431	81.7	25.444	112.9	1:45.353	83.14	2.552	17:55:39.573
8 -	33.104	90.1	45.820	84.7	24.905	112.9	1:43.829	84.36	1.028	17:57:23.402
9 -	32.603	91.9	46.056	81.9	24.946	113.7	1:43.605 (3)	84.55	0.804	17:59:07.007
10 -	32.946	90.5	46.918	80.9	24.916	112.0	1:44.780	83.60	1.979	18:00:51.787
11 -	33.169	89.1	46.287	86.5	24.808	111.4	1:44.264	84.01	1.463	18:02:36.051
12 -	32.282	92.5	45.650	82.7	24.869	112.2	1:42.801 (1)	85.21		18:04:18.852

P12 41		Sam MORGAN		Golf GTI - Team Hard						
LAP	SECTOR 1	SECTOR 2	SECTOR 3	LAP TIME	MPH	DIFF	TIME OF DAY			
1 -		86.8	49.773	82.0	26.112	111.1	2:01.043	72.36	17.959	17:45:10.081
2 -	33.960	89.2	47.196	86.8	25.264	110.3	1:46.420	82.31	3.336	17:46:56.501
3 -	33.167	89.5	46.696	85.9	25.127	110.9	1:44.990	83.43	1.906	17:48:41.491
4 -	32.580	89.7	46.643	83.1	26.274	111.2	1:45.497	83.03	2.413	17:50:26.988
5 -	33.180	89.3	46.120	87.0	24.708	112.0	1:44.008	84.22	0.924	17:52:10.996
6 -	32.366	90.3	46.264	85.3	24.985	112.0	1:43.615 (2)	84.54	0.531	17:53:54.611
7 -	33.634	89.8	46.219	83.2	25.404	112.5	1:45.257	83.22	2.173	17:55:39.868
8 -	33.142	90.3	46.039	85.4	24.713	112.2	1:43.894	84.31	0.810	17:57:23.762
9 -	32.772	86.3	46.273	86.3	24.689	112.4	1:43.734 (3)	84.44	0.650	17:59:07.496
10 -	32.797	90.1	46.836	81.5	25.218	111.4	1:44.851	83.54	1.767	18:00:52.347
11 -	32.903	89.7	46.491	83.5	24.961	111.1	1:44.355	83.94	1.271	18:02:36.702
12 -	32.429	89.0	45.756	84.2	24.899	110.5	1:43.084 (1)	84.97		18:04:19.786

Weather / Track : Cloudy / Dry

Brands Hatch GP
Circuit Length = 2.4332 miles
Start: 17:43 Flag 18:03 End: 18:05

APR Volkswagen Racing Cup

RACE 12 - ROUND 12 - SECTOR ANALYSIS

SECTOR 1 = FL to I1, SECTOR 2 = I1 to I2, SECTOR 3 = I2 to FL, DIFF = Difference To Personal Best Lap

P13 19		David FAIRBROTHER					Scirocco R - Slidesports/Pall-Ex			
LAP	SECTOR 1	SECTOR 2		SECTOR 3		LAP TIME	MPH	DIFF	TIME OF DAY	
1 -		85.9	50.218	76.7	26.689	108.7	2:00.813	72.50	15.730	17:45:09.851
2 -	35.193	86.9	47.394	82.2	25.498	108.9	1:48.085	81.04	3.002	17:46:57.936
3 -	34.857	87.4	47.888	84.2	25.291	108.4	1:48.036	81.08	2.953	17:48:45.972
4 -	33.104	87.0	46.785	81.4	25.540	108.2	1:45.429 (3)	83.08	0.346	17:50:31.401
5 -	33.072	87.0	46.784	80.8	25.227	108.9	1:45.083 (1)	83.36		17:52:16.484
6 -	33.024	87.1	46.814	80.3	25.552	108.9	1:45.390 (2)	83.11	0.307	17:54:01.874
7 -	33.160	86.9	46.922	83.4	25.772	103.4	1:45.854	82.75	0.771	17:55:47.728
8 -	33.515	86.2	47.250	78.2	25.842	108.0	1:46.607	82.16	1.524	17:57:34.335
9 -	33.299	86.9	47.372	78.3	25.637	108.7	1:46.308	82.40	1.225	17:59:20.643
10 -	33.213	87.4	47.010	81.8	25.954	109.4	1:46.177	82.50	1.094	18:01:06.820
11 -	33.385	89.0	47.775	79.5	25.969	109.1	1:47.129	81.76	2.046	18:02:53.949
12 -	33.574	88.7	47.791	78.5	26.238	107.5	1:47.603	81.40	2.520	18:04:41.552

P14 20		Graham PERKINS					Golf GTI - Team Hard			
LAP	SECTOR 1	SECTOR 2		SECTOR 3		LAP TIME	MPH	DIFF	TIME OF DAY	
1 -		83.9	49.470	79.2	26.219	111.2	2:01.776	71.93	16.806	17:45:10.814
2 -	34.661	89.0	47.595	87.2	25.393	110.1	1:47.649	81.37	2.679	17:46:58.463
3 -	34.585	88.6	48.350	85.5	25.290	110.0	1:48.225	80.94	3.255	17:48:46.688
4 -	33.541	89.2	46.691	87.1	25.285	108.9	1:45.517 (3)	83.01	0.547	17:50:32.205
5 -	33.185	89.3	47.508	86.5	25.348	107.0	1:46.041	82.60	1.071	17:52:18.246
6 -	33.444	88.3	46.993	86.4	25.301	107.3	1:45.738	82.84	0.768	17:54:03.984
7 -	33.251	89.3	47.394	86.7	25.547	108.0	1:46.192	82.49	1.222	17:55:50.176
8 -	33.821	81.3	47.396	86.1	25.334	109.2	1:46.551	82.21	1.581	17:57:36.727
9 -	33.097	89.3	47.042	84.5	25.134	107.8	1:45.273 (2)	83.21	0.303	17:59:22.000
10 -	32.768	90.3	46.560	85.8	25.642	108.5	1:44.970 (1)	83.45		18:01:06.970
11 -	33.420	89.3	47.788	78.6	26.022	106.1	1:47.230	81.69	2.260	18:02:54.200
12 -	34.178	88.6	47.286	81.6	26.704	99.5	1:48.168	80.98	3.198	18:04:42.368

P15 69		Mark CLYNES					Golf GTI - JWB Motorsport			
LAP	SECTOR 1	SECTOR 2		SECTOR 3		LAP TIME	MPH	DIFF	TIME OF DAY	
1 -		78.1	49.513	80.5	26.570	110.3	2:02.479	71.52	17.063	17:45:11.517
2 -	35.216	86.3	48.745	84.8	25.752	110.9	1:49.713	79.84	4.297	17:47:01.230
3 -	34.175	88.0	48.219	83.5	25.472	110.7	1:47.866	81.21	2.450	17:48:49.096
4 -	34.192	89.0	47.442	86.9	25.414	110.9	1:47.048	81.83	1.632	17:50:36.144
5 -	33.629	88.3	47.095	86.0	25.338	111.6	1:46.062	82.59	0.646	17:52:22.206
6 -	33.519	88.7	47.205	84.0	25.261	111.6	1:45.985	82.65	0.569	17:54:08.191
7 -	33.389	88.0	47.378	81.0	25.510	111.8	1:46.277	82.42	0.861	17:55:54.468
8 -	33.186	89.4	46.928	85.4	25.302	110.5	1:45.416 (1)	83.09		17:57:39.884
9 -	33.674	88.7	47.068	85.0	25.478	109.1	1:46.220	82.46	0.804	17:59:26.104
10 -	33.259	89.3	46.914	86.9	25.480	109.6	1:45.653 (3)	82.91	0.237	18:01:11.757
11 -	33.106	88.5	47.110	86.7	25.319	110.1	1:45.535 (2)	83.00	0.119	18:02:57.292
12 -	33.322	87.7	47.071	87.4	25.436	109.2	1:45.829	82.77	0.413	18:04:43.121

P16 51		Simon ANDREWS					Golf GTI - Warranty Direct Racing			
LAP	SECTOR 1	SECTOR 2		SECTOR 3		LAP TIME	MPH	DIFF	TIME OF DAY	
1 -		85.5	50.504	78.6	26.755	113.7	2:01.466	72.11	15.953	17:45:10.504
2 -	35.756	87.0	48.906	84.8	25.436	113.5	1:50.098	79.56	4.585	17:47:00.602
3 -	34.319	89.0	47.474	81.5	25.357	113.9	1:47.150	81.75	1.637	17:48:47.752
4 -	34.580	90.3	47.690	83.3	25.219	113.3	1:47.489	81.49	1.976	17:50:35.241
5 -	33.572	89.8	47.264	85.0	25.419	112.4	1:46.255	82.44	0.742	17:52:21.496
6 -	33.657	89.2	47.320	82.7	25.352	112.2	1:46.329	82.38	0.816	17:54:07.825
7 -	33.537	90.3	47.307	83.8	25.573	112.5	1:46.417	82.31	0.904	17:55:54.242
8 -	33.981	88.8	47.376	82.9	25.312	113.1	1:46.669	82.12	1.156	17:57:40.911
9 -	33.184	89.2	47.419	82.3	25.337	112.7	1:45.940	82.68	0.427	17:59:26.851
10 -	33.072	91.1	47.364	84.7	25.333	112.5	1:45.769 (2)	82.82	0.256	18:01:12.620
11 -	33.399	91.3	47.257	85.8	25.163	112.9	1:45.819 (3)	82.78	0.306	18:02:58.439
12 -	32.899	91.6	47.287	84.9	25.327	112.4	1:45.513 (1)	83.02		18:04:43.952

Weather / Track : Cloudy / Dry

Brands Hatch GP
Circuit Length = 2.4332 miles
Start: 17:43 Flag 18:03 End: 18:05

APR Volkswagen Racing Cup

RACE 12 - ROUND 12 - SECTOR ANALYSIS

SECTOR 1 = FL to I1, SECTOR 2 = I1 to I2, SECTOR 3 = I2 to FL, DIFF = Difference To Personal Best Lap

P17 24		Philip MORRIS		Golf GTI - KPM Racing								
LAP	SECTOR 1	SECTOR 2	SECTOR 3	LAP TIME	MPH	DIFF	TIME OF DAY					
1 -		87.0	47.742	82.9	25.655	109.8	2:07.414	68.75	21.326	17:45:16.452		
2 -	34.498	89.7	47.032	85.0	25.270	111.4	1:46.800	82.02	0.712	17:47:03.252		
3 -	34.050	90.6	47.900	86.5	25.811	111.4	1:47.761	81.28	1.673	17:48:51.013		
4 -	34.058	90.9	47.996	87.7	25.881	110.7	1:47.935	81.15	1.847	17:50:38.948		
5 -	34.096	90.4	48.479	84.0	25.964	110.0	1:48.539	80.70	2.451	17:52:27.487		
6 -	33.627	89.9	47.942	80.2	25.705	112.4	1:47.274	81.65	1.186	17:54:14.761		
7 -	33.380	89.5	48.029	84.8	25.540	110.7	1:46.949	81.90	0.861	17:56:01.710		
8 -	33.315	91.1	48.507	86.5	26.049	112.4	1:47.871	81.20	1.783	17:57:49.581		
9 -	33.146	91.5	48.655	86.1	25.311	111.1	1:47.112	81.78	1.024	17:59:36.693		
10 -	33.004	90.5	48.046	82.1	25.327	110.9	1:46.377 (3)	82.34	0.289	18:01:23.070		
11 -	33.311	91.3	47.574	85.5	25.298	110.5	1:46.183 (2)	82.49	0.095	18:03:09.253		
12 -	33.501	89.9	47.089	86.3	25.498	110.0	1:46.088 (1)	82.57		18:04:55.341		

P18 31		Paul DEHADRAY		Golf GTI - JWB Motorsport								
LAP	SECTOR 1	SECTOR 2	SECTOR 3	LAP TIME	MPH	DIFF	TIME OF DAY					
1 -		86.3	49.921	85.5	26.257	111.2	2:02.853	71.30	16.432	17:45:11.891		
2 -	35.647	88.8	48.858	87.3	25.756	111.6	1:50.261	79.44	3.840	17:47:02.152		
3 -	34.269	89.1	48.588	84.7	25.826	111.2	1:48.683	80.59	2.262	17:48:50.835		
4 -	33.893	90.1	48.069	84.9	25.840	111.4	1:47.802	81.25	1.381	17:50:38.637		
5 -	34.076	90.1	48.379	82.5	25.993	110.9	1:48.448	80.77	2.027	17:52:27.085		
6 -	33.442	89.7	48.159	84.3	25.728	111.1	1:47.329	81.61	0.908	17:54:14.414		
7 -	33.466	89.2	47.941	83.8	25.580	110.9	1:46.987	81.87	0.566	17:56:01.401		
8 -	33.201	89.3	48.724	83.5	25.885	110.7	1:47.810	81.25	1.389	17:57:49.211		
9 -	33.059	90.1	48.174	85.7	25.547	110.3	1:46.780 (2)	82.03	0.359	17:59:35.991		
10 -	33.077	88.8	48.240	86.3	25.652	110.3	1:46.969 (3)	81.89	0.548	18:01:22.960		
11 -	33.141	89.2	48.794	86.2	26.155	110.9	1:48.090	81.04	1.669	18:03:11.050		
12 -	33.161	89.8	47.717	86.4	25.543	110.3	1:46.421 (1)	82.31		18:04:57.471		

P19 40		Simon TOMLINSON		Golf GTI - AWM/Warranty Direct								
LAP	SECTOR 1	SECTOR 2	SECTOR 3	LAP TIME	MPH	DIFF	TIME OF DAY					
1 -		84.6	49.250	78.6	26.886	110.1	2:01.992	71.80	16.537	17:45:11.030		
2 -	35.406	86.8	47.460	82.3	25.252	110.3	1:48.118	81.02	2.663	17:46:59.148		
3 -	34.352	89.4	48.180	79.0	25.208	112.0	1:47.740	81.30	2.285	17:48:46.888		
4 -	56.468	85.1	48.519	82.6	25.739	109.2	2:10.726	67.00	25.271	17:50:57.614		
5 -	34.696	88.6	47.929	79.3	25.717	109.8	1:48.342	80.85	2.887	17:52:45.956		
6 -	34.293	91.4	47.448	80.6	25.475	108.4	1:47.216	81.70	1.761	17:54:33.172		
7 -	34.150	91.4	46.708	84.5	25.293	110.0	1:46.151 (3)	82.52	0.696	17:56:19.323		
8 -	33.484	91.9	47.186	81.4	25.254	109.4	1:45.924 (2)	82.69	0.469	17:58:05.247		
9 -	33.308	92.6	46.835	86.8	25.312	110.7	1:45.455 (1)	83.06		17:59:50.702		
10 -	34.585	87.3	48.076	83.3	25.299	108.9	1:47.960	81.13	2.505	18:01:38.662		
11 -	33.789	91.9	48.038	80.0	25.495	107.8	1:47.322	81.62	1.867	18:03:25.984		
12 -	34.219	89.3	48.209	78.7	26.091	101.2	1:48.519	80.72	3.064	18:05:14.503		

P20 55		Richard LEVETT		Golf GTI - JWB Motorsport								
LAP	SECTOR 1	SECTOR 2	SECTOR 3	LAP TIME	MPH	DIFF	TIME OF DAY					
1 -		79.5	50.293	79.1	26.130	112.5	2:03.509	70.92	15.278	17:45:12.547		
2 -	35.756	85.8	48.573	78.4	25.688	112.7	1:50.017	79.62	1.786	17:47:02.564		
3 -	34.501	89.5	48.789	81.0	25.807	112.5	1:49.097	80.29	0.866	17:48:51.661		
4 -	34.948	88.7	47.920	80.8	25.518	112.0	1:48.386 (2)	80.82	0.155	17:50:40.047		
5 -	34.264	88.5	48.017	81.5	25.950	110.9	1:48.231 (1)	80.93		17:52:28.278		
6 -	34.606	89.0	48.103	81.1	26.372	108.9	1:49.081	80.30	0.850	17:54:17.359		
7 -	34.453	90.4	48.122	78.6	26.083	109.6	1:48.658 (3)	80.61	0.427	17:56:06.017		
8 -	34.891	88.1	50.837	56.1	27.233	107.8	1:52.961	77.54	4.730	17:57:58.978		
9 -	35.117	87.8	49.389	77.3	26.117	109.6	1:50.623	79.18	2.392	17:59:49.601		
10 -	35.270	87.1	49.359	80.2	26.055	110.7	1:50.684	79.14	2.453	18:01:40.285		
11 -	34.492	89.2	48.636	78.4	26.265	109.6	1:49.393	80.07	1.162	18:03:29.678		
12 -	34.651	87.7	48.718	79.7	26.106	108.7	1:49.475	80.01	1.244	18:05:19.153		

Weather / Track : Cloudy / Dry

Brands Hatch GP
Circuit Length = 2.4332 miles
Start: 17:43 Flag 18:03 End: 18:05

APR Volkswagen Racing Cup

RACE 12 - ROUND 12 - SECTOR ANALYSIS

SECTOR 1 = FL to I1, SECTOR 2 = I1 to I2, SECTOR 3 = I2 to FL, DIFF = Difference To Personal Best Lap

P21 48		Richard MORGAN		Golf GTI - Slidesports						
LAP	SECTOR 1	SECTOR 2	SECTOR 3	LAP TIME	MPH	DIFF	TIME OF DAY			
1 -		88.3	48.309	81.7	26.237	110.3	1:57.255	74.70	13.182	17:45:06.293
2 -	33.454	89.3	47.325	84.0	25.562	112.2	1:46.341	82.37	2.268	17:46:52.634
3 -	33.098	90.1	46.515	85.8	25.046	111.2	1:44.659 (3)	83.69	0.586	17:48:37.293
4 -	33.101	86.2	48.077	87.1	25.043	111.1	1:46.221	82.46	2.148	17:50:23.514
5 -	33.162	89.8	46.912	83.6	24.942	111.6	1:45.016	83.41	0.943	17:52:08.530
6 -	32.703	90.4	47.064	84.4	25.556	110.0	1:45.323	83.17	1.250	17:53:53.853
7 -	33.187	90.3	46.475	85.0	25.015	111.6	1:44.677	83.68	0.604	17:55:38.530
8 -	32.712	90.0	46.512	84.7	24.849	111.2	1:44.073 (1)	84.17		17:57:22.603
9 -	32.555	90.8	46.733	84.5	24.900	112.7	1:44.188 (2)	84.07	0.115	17:59:06.791
10 -	32.943	90.8	46.920	84.4	24.889	110.9	1:44.752	83.62	0.679	18:00:51.543
11 -	33.152	88.1	47.746	81.3	25.924	108.5	1:46.822	82.00	2.749	18:02:38.365

P22 77		David SUTTON		Golf GTI - Team Hard						
LAP	SECTOR 1	SECTOR 2	SECTOR 3	LAP TIME	MPH	DIFF	TIME OF DAY			
1 -		85.7	49.539	78.4	25.897	114.3	2:00.237	72.85	16.860	17:45:09.275
2 -	33.887	90.0	46.219	86.5	24.885	116.1	1:44.991	83.43	1.614	17:46:54.266
3 -	32.522	92.3	46.407	84.5	24.448	117.5	1:43.377 (1)	84.73		17:48:37.643
4 -	32.583	91.6	46.464	88.3	24.643	115.7	1:43.690 (3)	84.48	0.313	17:50:21.333
5 -	32.629	90.8	47.652	85.4	26.425	110.3	1:46.706	82.09	3.329	17:52:08.039
6 -	32.783	88.1	47.211	85.8	25.651	110.3	1:45.645	82.91	2.268	17:53:53.684
7 -	32.962	87.6	46.358	85.7	24.958	111.1	1:44.278	84.00	0.901	17:55:37.962
8 -	32.776	88.3	46.088	87.7	24.969	110.9	1:43.833	84.36	0.456	17:57:21.795
9 -	32.567	87.6	46.280	88.1	24.758	110.7	1:43.605 (2)	84.55	0.228	17:59:05.400

P23 9		Peter WYHINNY		SEAT Leon Cupra - Volkswagen Racing						
LAP	SECTOR 1	SECTOR 2	SECTOR 3	LAP TIME	MPH	DIFF	TIME OF DAY			
1 -		89.8	48.284	85.0	25.000	113.1	1:55.739	75.68	12.614	17:45:04.777
2 -	33.543	90.3	46.728	89.1	24.943	112.9	1:45.214	83.25	2.089	17:46:49.991
3 -	33.126	88.3	46.415	89.0	24.908	112.7	1:44.449	83.86	1.324	17:48:34.440
4 -	34.309	89.4	50.549	85.1	29.949	108.4	1:54.807	76.30	11.682	17:50:29.247
5 -	32.869	89.2	46.056	88.7	24.859	111.1	1:43.784 (2)	84.40	0.659	17:52:13.031
6 -	32.403	89.1	45.932	87.9	24.790	111.4	1:43.125 (1)	84.94		17:53:56.156
7 -	32.635	89.7	46.033	84.3	25.339	112.2	1:44.007 (3)	84.22	0.882	17:55:40.163
8 -	35.404	89.1	48.270	86.9	24.954	110.5	1:48.628	80.64	5.503	17:57:28.791
9 -	32.258	89.7	46.666	83.1	25.189	109.8	1:44.113	84.13	0.988	17:59:12.904

P24 14		Josh CAYGILL		Golf GTI - AWM/Warranty Direct						
LAP	SECTOR 1	SECTOR 2	SECTOR 3	LAP TIME	MPH	DIFF	TIME OF DAY			
1 -		91.5	47.094	88.0	25.389	112.4	1:53.863	76.93	10.829	17:45:02.901
2 -	32.936	91.8	46.099	85.8	24.801	112.0	1:43.836	84.36	0.802	17:46:46.737
3 -	32.616	93.0	46.095	83.3	24.952	113.1	1:43.663 (3)	84.50	0.629	17:48:30.400
4 -	32.252	91.9	45.980	87.0	24.862	110.0	1:43.094 (2)	84.96	0.060	17:50:13.494
5 -	32.282	91.9	45.681	91.8	25.071	110.0	1:43.034 (1)	85.01		17:51:56.528

P25 2		Kieran GALLAGHER		Golf GTI - Team Hard						
LAP	SECTOR 1	SECTOR 2	SECTOR 3	LAP TIME	MPH	DIFF	TIME OF DAY			
1 -		86.9	47.594	86.9	24.992	114.3	1:54.692	76.37	11.296	17:45:03.730
2 -	34.340	87.8	45.984	86.5	24.862	112.0	1:45.186	83.27	1.790	17:46:48.916
3 -	33.159	90.0	46.013	85.1	24.579	114.5	1:43.751 (3)	84.43	0.355	17:48:32.667
4 -	32.533	87.0	46.026	88.7	24.863	113.9	1:43.422 (2)	84.69	0.026	17:50:16.089
5 -	32.838	91.1	45.709	87.4	24.849	112.4	1:43.396 (1)	84.72		17:51:59.485

P26 99		Jack WALKER-TULLEY		Golf GTI - CMW Racing						
LAP	SECTOR 1	SECTOR 2	SECTOR 3	LAP TIME	MPH	DIFF	TIME OF DAY			
1 -		86.5	48.095	83.8	25.189	110.3	1:55.220 (3)	76.02	10.685	17:45:04.258
2 -	33.655	88.0	46.566	84.8	25.115	110.0	1:45.336 (2)	83.16	0.801	17:46:49.594
3 -	32.963	88.6	46.497	87.2	25.075	110.0	1:44.535 (1)	83.79		17:48:34.129

Weather / Track : Cloudy / Dry

Brands Hatch GP
Circuit Length = 2.4332 miles
Start: 17:43 Flag 18:03 End: 18:05

APR Volkswagen Racing Cup

RACE 12 - ROUND 12 - BEST SECTORS

SECTOR 1			SECTOR 2			SECTOR 3			IDEAL / BEST COMPARISON						
POS	NO	NAME	TIME	NO	NAME	TIME	NO	NAME	TIME	POS	NO	NAME	IDEAL	BEST	DIFF
1	4	LINES	31.847	13	FULBROOK	44.924	4	LINES	24.209				PERFECT LAP	1:40.980	
2	5	BEAUMONT	31.902	3	PANAYIOTOU	45.005	3	PANAYIOTOU	24.272	1	4	LINES	1:41.206	1:41.334	0.128
3	8	MASON	31.937	8	MASON	45.027	8	MASON	24.347	2	8	MASON	1:41.311	1:41.494	0.183
4	30	DEPPER	31.937	30	DEPPER	45.051	77	SUTTON	24.448	3	3	PANAYIOTOU	1:41.339	1:41.462	0.123
5	13	FULBROOK	31.980	4	LINES	45.150	5	BEAUMONT	24.474	4	30	DEPPER	1:41.526	1:41.836	0.310
6	47	BARLEY	32.000	5	BEAUMONT	45.200	81	GILBERT	24.496	5	5	BEAUMONT	1:41.576	1:41.864	0.288
7	15	WYLIE	32.029	15	WYLIE	45.309	30	DEPPER	24.538	6	13	FULBROOK	1:41.645	1:41.648	0.003
8	3	PANAYIOTOU	32.062	81	GILBERT	45.315	2	GALLAGHER	24.579	7	81	GILBERT	1:41.977	1:42.094	0.117
9	14	CAYGILL	32.100	32	GRIFFIN	45.549	41	MORGAN	24.689	8	15	WYLIE	1:42.032	1:42.203	0.171
10	81	GILBERT	32.166	11	HOUSE	45.602	15	WYLIE	24.694	9	14	CAYGILL	1:42.582	1:43.034	0.452
11	11	HOUSE	32.252	14	CAYGILL	45.681	13	FULBROOK	24.741	10	32	GRIFFIN	1:42.639	1:42.801	0.162
12	9	WYHINNY	32.258	2	GALLAGHER	45.709	11	HOUSE	24.787	11	11	HOUSE	1:42.641	1:42.900	0.259
13	32	GRIFFIN	32.282	41	MORGAN	45.756	9	WYHINNY	24.790	12	2	GALLAGHER	1:42.790	1:43.396	0.606
14	41	MORGAN	32.366	9	WYHINNY	45.932	14	CAYGILL	24.801	13	47	BARLEY	1:42.792	1:43.142	0.350
15	77	SUTTON	32.418	47	BARLEY	45.985	47	BARLEY	24.807	14	41	MORGAN	1:42.811	1:43.084	0.273
16	2	GALLAGHER	32.502	77	SUTTON	46.088	32	GRIFFIN	24.808	15	77	SUTTON	1:42.954	1:43.377	0.423
17	48	MORGAN	32.555	48	MORGAN	46.475	48	MORGAN	24.849	16	9	WYHINNY	1:42.980	1:43.125	0.145
18	20	PERKINS	32.768	99	WALKER-TULLEY	46.497	99	WALKER-TULLEY	25.075	17	48	MORGAN	1:43.879	1:44.073	0.194
19	51	ANDREWS	32.899	20	PERKINS	46.560	20	PERKINS	25.134	18	20	PERKINS	1:44.462	1:44.970	0.508
20	99	WALKER-TULLEY	32.963	40	TOMLINSON	46.708	51	ANDREWS	25.163	19	99	WALKER-TULLEY	1:44.535	1:44.535	0.000
21	24	MORRIS	33.004	19	FAIRBROTHER	46.784	40	TOMLINSON	25.208	20	19	FAIRBROTHER	1:45.035	1:45.083	0.048
22	19	FAIRBROTHER	33.024	69	CLYNES	46.914	19	FAIRBROTHER	25.227	21	40	TOMLINSON	1:45.224	1:45.455	0.231
23	31	DEHADRAY	33.059	24	MORRIS	47.032	69	CLYNES	25.261	22	69	CLYNES	1:45.281	1:45.416	0.135
24	69	CLYNES	33.106	51	ANDREWS	47.257	24	MORRIS	25.270	23	24	MORRIS	1:45.306	1:46.088	0.782
25	40	TOMLINSON	33.308	31	DEHADRAY	47.717	55	LEVETT	25.518	24	51	ANDREWS	1:45.319	1:45.513	0.194
26	55	LEVETT	34.264	55	LEVETT	47.920	31	DEHADRAY	25.543	25	31	DEHADRAY	1:46.319	1:46.421	0.102
										26	55	LEVETT	1:47.702	1:48.231	0.529

Weather / Track : Cloudy / Dry

Results can be found at www.tsl-timing.com

Brands Hatch GP

Circuit Length = 2.4332 miles

Start: 17:43 Flag 18:03 End: 18:05

Printed - 18:07 Sunday, 11 August 2013

APR Volkswagen Racing Cup

RACE 12 - ROUND 12 - BEST SPEEDS

POS	SECTOR 1			SECTOR 2			FINISH LINE		
	NO	NAME	MPH	NO	NAME	MPH	NO	NAME	MPH
1	14	Josh CAYGILL	93.0	13	Joe FULBROOK	92.1	77	David SUTTON	117.5
2	4	Stewart LINES	92.8	14	Josh CAYGILL	91.8	4	Stewart LINES	116.7
3	8	Aaron MASON	92.6	11	Philip HOUSE	91.5	3	Chris PANAYIOTOU	115.7
4	40	Simon TOMLINSON	92.6	30	Martin DEPPER	90.8	5	Nick BEAUMONT	115.7
5	3	Chris PANAYIOTOU	92.5	3	Chris PANAYIOTOU	90.4	2	Kieran GALLAGHER	114.5
6	32	Kieran GRIFFIN	92.5	8	Aaron MASON	89.8	8	Aaron MASON	114.1
7	77	David SUTTON	92.3	4	Stewart LINES	89.5	81	Henry GILBERT	114.1
8	51	Simon ANDREWS	91.6	9	Peter WYHINNY	89.1	51	Simon ANDREWS	113.9
9	24	Philip MORRIS	91.5	5	Nick BEAUMONT	88.8	32	Kieran GRIFFIN	113.7
10	30	Martin DEPPER	91.3	2	Kieran GALLAGHER	88.7	15	Ross WYLIE	113.5
11	2	Kieran GALLAGHER	91.1	15	Ross WYLIE	88.6	47	Tom BARLEY	113.3
12	5	Nick BEAUMONT	91.1	77	David SUTTON	88.3	9	Peter WYHINNY	113.1
13	47	Tom BARLEY	91.0	81	Henry GILBERT	87.9	14	Josh CAYGILL	113.1
14	11	Philip HOUSE	90.9	47	Tom BARLEY	87.8	48	Richard MORGAN	112.7
15	13	Joe FULBROOK	90.9	24	Philip MORRIS	87.7	55	Richard LEVETT	112.7
16	48	Richard MORGAN	90.8	69	Mark CLYNES	87.4	41	Sam MORGAN	112.5
17	15	Ross WYLIE	90.4	31	Paul DEHADRAY	87.3	24	Philip MORRIS	112.4
18	55	Richard LEVETT	90.4	20	Graham PERKINS	87.2	30	Martin DEPPER	112.4
19	81	Henry GILBERT	90.4	99	Jack WALKER-TULLEY	87.2	13	Joe FULBROOK	112.2
20	9	Peter WYHINNY	90.3	48	Richard MORGAN	87.1	40	Simon TOMLINSON	112.0
21	20	Graham PERKINS	90.3	41	Sam MORGAN	87.0	69	Mark CLYNES	111.8
22	41	Sam MORGAN	90.3	32	Kieran GRIFFIN	86.8	31	Paul DEHADRAY	111.6
23	31	Paul DEHADRAY	90.1	40	Simon TOMLINSON	86.8	20	Graham PERKINS	111.2
24	69	Mark CLYNES	89.4	51	Simon ANDREWS	85.8	11	Philip HOUSE	110.9
25	19	David FAIRBROTHER	89.0	19	David FAIRBROTHER	84.2	99	Jack WALKER-TULLEY	110.3
26	99	Jack WALKER-TULLEY	88.6	55	Richard LEVETT	81.5	19	David FAIRBROTHER	109.4

Weather / Track : Cloudy / Dry

Results can be found at www.tsl-timing.com

Brands Hatch GP

Circuit Length = 2.4332 miles

Start: 17:43 Flag 18:03 End: 18:05

Printed - 18:07 Sunday, 11 August 2013