



VOLKSWAGEN RACING CUP

**Round 5 & 6
Silverstone Arena GP**

25th & 26th May 2013



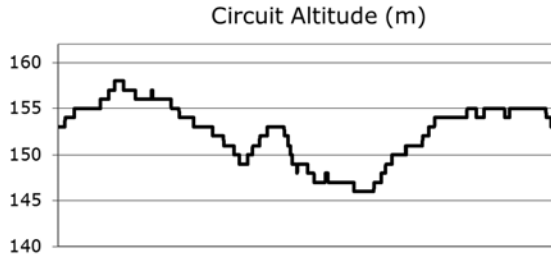
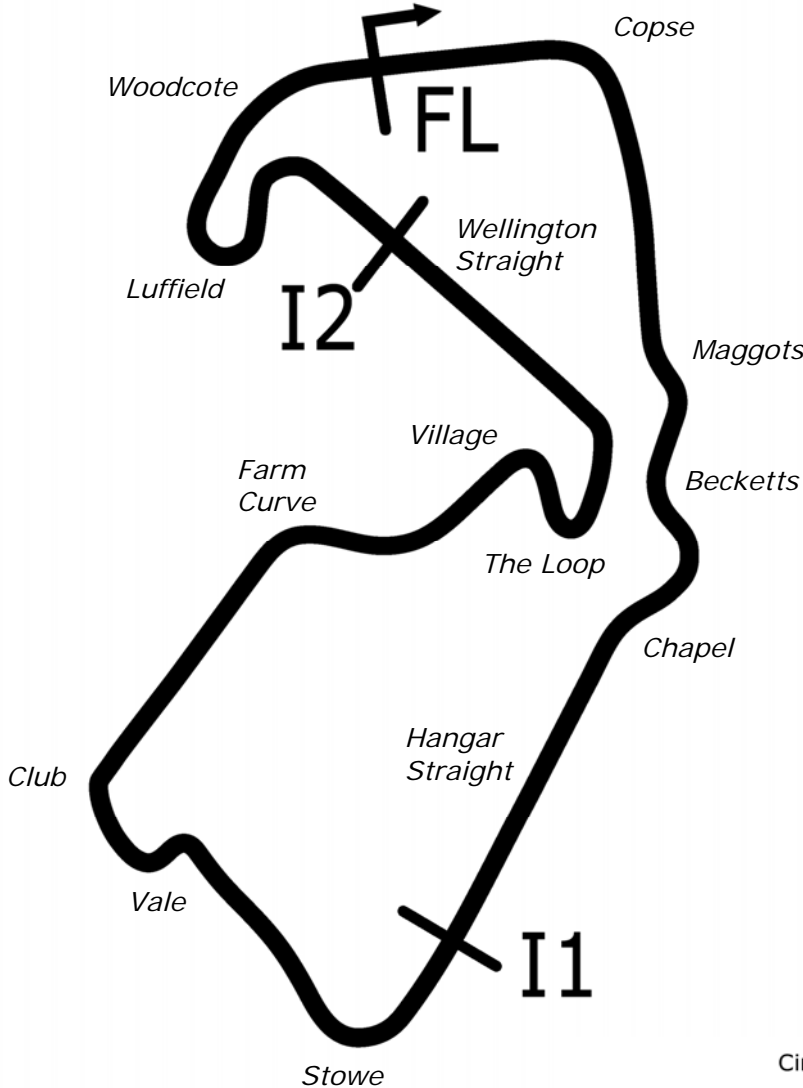
Results Provided by Timing Solutions Ltd
www.tsl-timing.com

Silverstone GP



SPORTS TIMING

TIMING SOLUTIONS LTD



Length	3.6605 miles	5891.0 m	
FL		52.07872 N	-1.01711 E
I1	2033m	52.06559 N	-1.01486 E
I2	4857m	52.07603 N	-1.01669 E
Pit Entry	5839m	52.07859 N	-1.01758 E
Pit Exit	305m after FL	52.07880 N	-1.01268 E
Pit Entry-Pit Exit 336m, 20.1s @60kph, 15.1s @80kph			

All results available at www.tsl-timing.com

APR Volkswagen Racing Cup

QUALIFYING - RACE 1 - ROUND 5 - CLASSIFICATION

POS	NO	NAME	ENTRY	TIME	ON	LAPS	GAP	DIFF	MPH
1	11	Philip HOUSE	Scirocco R	2:26.565	6	8			89.91
2	8	Aaron MASON	Scirocco R	2:26.790	6	8	0.225	0.225	89.77
3	30	Martin DEPPE	Scirocco R	2:27.213	6	7	0.648	0.423	89.51
4	81	Henry GILBERT	Golf GTI	2:27.583	7	8	1.018	0.370	89.29
5	15	Ross WYLIE	Scirocco R	2:27.596	8	8	1.031	0.013	89.28
6	13	Joe FULBROOK	Golf GTI	2:27.828	4	8	1.263	0.232	89.14
7	4	Stewart LINES	Scirocco R	2:28.602	3	4	2.037	0.774	88.67
8	5	Chris LEVETT	Scirocco R	2:28.762	5	5	2.197	0.160	88.58
9	19	David FAIRBROTHER	Scirocco R	2:29.325	8	8	2.760	0.563	88.24
10	9	Peter WYHINNY	SEAT Leon Cupra	2:29.580	4	7	3.015	0.255	88.09
11	32	Kieran GRIFFIN	Scirocco R	2:29.700	6	8	3.135	0.120	88.02
12	14	Josh CAYGILL	Golf GTI	2:29.794	6	8	3.229	0.094	87.97
13	21	Andy WILMOT	Golf GTI	2:29.869	7	8	3.304	0.075	87.92
14	47	Tom BARLEY	Golf GTI	2:30.639	4	8	4.074	0.770	87.47
15	40	Simon TOMLINSON	Golf GTI	2:31.032	8	8	4.467	0.393	87.25
16	12	Tony HARBERMAN	Beetle RSI	2:31.104	5	6	4.539	0.072	87.21
17	52	Alex DZIURZYNSKI	Corrado	2:31.159	5	8	4.594	0.055	87.17
18	99	Jack WALKER-TULLY	Golf GTI	2:31.279	4	8	4.714	0.120	87.10
19	44	Robin RILEY	Scirocco R	2:31.848	8	8	5.283	0.569	86.78
20	77	David SUTTON	Golf GTI	2:32.063	4	5	5.498	0.215	86.66
21	31	Paul DEHADRAY	Golf GTI	2:32.936	5	8	6.371	0.873	86.16
22	24	Philip MORRIS	Golf GTI	2:33.798	4	7	7.233	0.862	85.68
23	43	Didge DZIURZYNSKI	Golf GTI	2:35.246	2	3	8.681	1.448	84.88
24	65	Craig MILNER	Golf GTI	2:35.526	5	8	8.961	0.280	84.73
25	69	Mark CLYNES	Golf GTI	2:36.092	5	7	9.527	0.566	84.42
26	96	Cameron THOMPSON	Golf GTI	2:38.940	3	4	12.375	2.848	82.91
27	17	Dominic PETTIT	Golf GTI	2:39.133	2	4	12.568	0.193	82.80
28	55	Ash SHUTTLEWOOD	Golf GTI	2:43.332	2	6	16.767	4.199	80.68

Cars 12 & 13 - Please fit a working transponder

Weather / Track : Bright / Dry

These results are provisional until the conclusion of any judicial and technical matters.

Silverstone GP

Circuit Length = 3.6605 miles

Start: 14:20 Flag 14:40 End: 14:42

Clerk Of Course :	Timekeeper :
-------------------	--------------

APR Volkswagen Racing Cup

QUALIFYING - RACE 1 - ROUND 5 - SECTOR ANALYSIS

SECTOR 1 = FL to I1, SECTOR 2 = I1 to I2, SECTOR 3 = I2 to FL, DIFF = Difference To Personal Best Lap

P1		11		Philip HOUSE		Scirocco R				
LAP	SECTOR 1		SECTOR 2		SECTOR 3		LAP TIME	MPH	DIFF	TIME OF DAY
1 -	51.080	118.7	1:18.666	112.5	27.864	109.3	2:37.610	83.61	11.045	14:23:45.733
2 -	46.956	120.6	1:16.387	113.5	27.270	109.3	2:30.613	87.49	4.048	14:26:16.346
3 -	45.657	121.5	1:15.763	113.5	27.077	108.7	2:28.497	88.74	1.932	14:28:44.843
4 -	45.669	120.9	1:15.379	113.3	27.122	108.6	2:28.170 (3)	88.93	1.605	14:31:13.013
5 -	45.325	121.3	1:15.251	114.5	26.824	110.2	2:27.400 (2)	89.40	0.835	14:33:40.413
6 -	44.883	123.3	1:14.749	116.3	26.933	110.2	2:26.565 (1)	89.91		14:36:06.978
7 -	46.476	106.0	1:17.743	114.5	28.530	104.8	2:32.749	86.27	6.184	14:38:39.727
8 -	54.779	92.1	1:29.199	112.9	28.030	98.5	2:52.008	76.61	25.443	14:41:31.735

P2		8		Aaron MASON		Scirocco R				
LAP	SECTOR 1		SECTOR 2		SECTOR 3		LAP TIME	MPH	DIFF	TIME OF DAY
1 -	49.963	116.7	1:18.461	113.1	27.685	108.6	2:36.109	84.41	9.319	14:23:35.793
2 -	45.933	121.3	1:15.728	113.7	27.285	109.1	2:28.946	88.47	2.156	14:26:04.739
3 -	45.259	120.4	1:15.598	114.1	27.069	108.2	2:27.926	89.08	1.136	14:28:32.665
4 -	45.364	120.6	1:15.569	114.1	27.305	107.7	2:28.238	88.89	1.448	14:31:00.903
5 -	47.796	119.1	1:23.030	110.1	27.670	109.3	2:38.496	83.14	11.706	14:33:39.399
6 -	44.795	123.3	1:14.983	118.1	27.012	109.3	2:26.790 (1)	89.77		14:36:06.189
7 -	44.958	122.6	1:15.685	115.5	27.190	108.4	2:27.833 (3)	89.13	1.043	14:38:34.022
8 -	44.866	122.4	1:15.534	114.9	27.318	109.3	2:27.718 (2)	89.20	0.928	14:41:01.740

P3		30		Martin DEPPER		Scirocco R				
LAP	SECTOR 1		SECTOR 2		SECTOR 3		LAP TIME	MPH	DIFF	TIME OF DAY
1 -	50.950	119.1	1:20.877	111.6	27.511	109.3	2:39.338	82.70	12.125	14:23:52.052
2 -	46.098	122.2	1:16.500	115.1	27.357	109.6	2:29.955	87.87	2.742	14:26:22.007
3 -	45.492	121.1	1:15.760	114.1	26.590	111.4	2:27.842 (3)	89.13	0.629	14:28:49.849
4 -	45.757	120.9	1:15.529	114.5	26.583	110.5	2:27.869	89.11	0.656	14:31:17.718
5 -	45.081	123.3	1:15.588	114.1	26.660	110.2	2:27.329 (2)	89.44	0.116	14:33:45.047
6 -	45.027	122.0	1:15.467	114.9	26.719	110.5	2:27.213 (1)	89.51		14:36:12.260
7 -	45.242	121.5	1:15.949	114.9	IN PIT		2:33.614 P	85.78	6.401	14:38:45.874

P4		81		Henry GILBERT		Golf GTI				
LAP	SECTOR 1		SECTOR 2		SECTOR 3		LAP TIME	MPH	DIFF	TIME OF DAY
1 -	52.253	114.5	1:20.894	105.8	27.748	107.9	2:40.895	81.90	13.312	14:23:53.059
2 -	46.606	122.2	1:17.520	114.3	27.243	109.3	2:31.369	87.05	3.786	14:26:24.428
3 -	45.987	123.3	1:17.033	113.5	27.064	109.4	2:30.084	87.80	2.501	14:28:54.512
4 -	45.543	121.7	1:16.138	113.7	27.042	109.6	2:28.723 (3)	88.60	1.140	14:31:23.235
5 -	45.735	120.9	1:16.057	114.5	27.123	109.6	2:28.915	88.49	1.332	14:33:52.150
6 -	45.151	121.7	1:15.714	114.9	27.073	109.8	2:27.938 (2)	89.07	0.355	14:36:20.088
7 -	45.032	121.7	1:15.508	114.1	27.043	110.0	2:27.583 (1)	89.29		14:38:47.671
8 -	45.453	120.4	1:18.553	110.1	28.487	103.4	2:32.493	86.41	4.910	14:41:20.164

P5		15		Ross WYLIE		Scirocco R				
LAP	SECTOR 1		SECTOR 2		SECTOR 3		LAP TIME	MPH	DIFF	TIME OF DAY
1 -	57.013	86.8	1:34.354	83.7	28.792	111.4	3:00.159	73.14	32.563	14:24:32.824
2 -	46.783	123.8	1:17.339	116.7	27.405	110.9	2:31.527	86.96	3.931	14:27:04.351
3 -	45.699	123.5	1:21.859	114.5	28.179	110.3	2:35.737	84.61	8.141	14:29:40.088
4 -	45.417	125.2	1:15.905	116.9	27.210	110.0	2:28.532 (3)	88.72	0.936	14:32:08.620
5 -	44.792	124.0	1:16.722	114.5	27.182	110.2	2:28.696	88.62	1.100	14:34:37.316
6 -	46.631	122.4	1:16.228	115.9	27.077	109.4	2:29.936	87.88	2.340	14:37:07.252
7 -	44.876	124.2	1:15.968	115.5	27.292	108.9	2:28.136 (2)	88.95	0.540	14:39:35.388
8 -	44.684	123.3	1:15.765	115.7	27.147	109.8	2:27.596 (1)	89.28		14:42:02.984

P6		13		Joe FULBROOK		Golf GTI				
LAP	SECTOR 1		SECTOR 2		SECTOR 3		LAP TIME	MPH	DIFF	TIME OF DAY
1 -	49.996	113.7	1:18.554	115.3	27.608	108.6	2:36.158	84.38	8.330	14:23:36.949
2 -	45.905	123.8	1:15.837	115.9	27.196	108.7	2:28.938	88.47	1.110	14:26:05.887
3 -	45.721	120.9	1:16.463	113.5	27.046	109.6	2:29.230	88.30	1.402	14:28:35.117

Silverstone GP

Circuit Length = 3.6605 miles

Start: 14:20 Flag 14:40 End: 14:42

Weather / Track : Bright / Dry

APR Volkswagen Racing Cup

QUALIFYING - RACE 1 - ROUND 5 - SECTOR ANALYSIS

SECTOR 1 = FL to I1, SECTOR 2 = I1 to I2, SECTOR 3 = I2 to FL, DIFF = Difference To Personal Best Lap

4 -	45.412	122.4	1:15.297	114.1	27.119	109.6	2:27.828 (1)	89.14			14:31:02.945
5 -							2:34.995	85.02	7.167		14:33:37.940
6 -							2:28.818	88.54	0.990		14:36:06.758
7 -							2:28.736 (3)	88.59	0.908		14:38:35.494
8 -							2:28.156 (2)	88.94	0.328		14:41:03.650

P7	4	Stewart LINES				Scirocco R					
LAP	SECTOR 1		SECTOR 2		SECTOR 3		LAP TIME	MPH	DIFF	TIME OF DAY	
1 -	49.910	119.1	1:19.194	103.2	29.302	106.7	2:38.406 (3)	83.19	9.804	14:23:50.871	
2 -	46.134	121.3	1:16.896	114.7	27.157	107.9	2:30.187 (2)	87.74	1.585	14:26:21.058	
3 -	45.282	120.0	1:16.106	114.1	27.214	100.9	2:28.602 (1)	88.67		14:28:49.660	
4 -	1:07.995	77.5	1:23.729	111.8	IN PIT		3:03.145	P 71.95	34.543	14:31:52.805	

P8	5	Chris LEVETT				Scirocco R					
LAP	SECTOR 1		SECTOR 2		SECTOR 3		LAP TIME	MPH	DIFF	TIME OF DAY	
1 -	OUTLAP	119.6	1:35.307	87.3	IN PIT		4:12.691	P 52.14	1:43.929	14:25:42.756	
2 -	OUTLAP	120.2	1:20.400	114.1	27.706	107.9	6:54.863	31.76	4:26.101	14:32:37.619	
3 -	47.110	120.4	1:17.433	113.9	26.907	107.9	2:31.450 (3)	87.01	2.688	14:35:09.069	
4 -	46.001	120.2	1:16.230	113.7	26.851	108.2	2:29.082 (2)	88.39	0.320	14:37:38.151	
5 -	45.705	121.7	1:16.179	112.9	26.878	107.5	2:28.762 (1)	88.58		14:40:06.913	

P9	19	David FAIRBROTHER				Scirocco R					
LAP	SECTOR 1		SECTOR 2		SECTOR 3		LAP TIME	MPH	DIFF	TIME OF DAY	
1 -	56.021	113.1	1:28.784	99.4	28.882	100.9	2:53.687	75.87	24.362	14:24:21.798	
2 -	50.148	108.2	1:19.775	111.4	28.059	108.4	2:37.982	83.41	8.657	14:26:59.780	
3 -	47.484	115.7	1:18.006	113.3	27.671	108.7	2:33.161	86.03	3.836	14:29:32.941	
4 -	46.533	122.6	1:16.517	113.3	27.156	108.4	2:30.206 (2)	87.73	0.881	14:32:03.147	
5 -	46.122	119.4	1:16.826	112.0	27.263	107.9	2:30.211 (3)	87.72	0.886	14:34:33.358	
6 -	46.047	120.0	1:16.709	113.5	27.505	107.7	2:30.261	87.69	0.936	14:37:03.619	
7 -	47.074	118.7	1:17.683	103.8	27.187	108.6	2:31.944	86.72	2.619	14:39:35.563	
8 -	46.064	120.0	1:16.170	112.0	27.091	109.4	2:29.325 (1)	88.24		14:42:04.888	

P10	9	Peter WYHINNY				SEAT Leon Cupra					
LAP	SECTOR 1		SECTOR 2		SECTOR 3		LAP TIME	MPH	DIFF	TIME OF DAY	
1 -	49.851	122.4	1:20.133	103.7	30.037	109.1	2:40.021	82.35	10.441	14:23:42.561	
2 -	46.810	122.0	1:17.391	113.5	27.524	108.2	2:31.725	86.85	2.145	14:26:14.286	
3 -	46.143	120.0	1:18.076	114.3	27.266	108.0	2:31.485 (3)	86.99	1.905	14:28:45.771	
4 -	45.801	120.6	1:16.543	114.1	27.236	107.5	2:29.580 (1)	88.09		14:31:15.351	
5 -	46.864	116.5	1:17.409	114.5	IN PIT		2:36.816	P 84.03	7.236	14:33:52.167	
6 -	OUTLAP	117.9	1:17.406	110.9	27.800	107.7	4:02.545	54.33	1:32.965	14:37:54.712	
7 -	46.154	117.7	1:17.028	113.1	27.601	106.8	2:30.783 (2)	87.39	1.203	14:40:25.495	

P11	32	Kieran GRIFFIN				Scirocco R					
LAP	SECTOR 1		SECTOR 2		SECTOR 3		LAP TIME	MPH	DIFF	TIME OF DAY	
1 -	54.760	111.4	1:22.907	110.1	29.211	108.6	2:46.878	78.96	17.178	14:24:04.716	
2 -	47.681	120.6	1:19.357	111.8	28.520	108.0	2:35.558	84.71	5.858	14:26:40.274	
3 -	47.009	119.6	1:18.337	111.4	27.731	108.7	2:33.077	86.08	3.377	14:29:13.351	
4 -	46.501	120.4	1:17.199	111.8	27.592	108.2	2:31.292	87.10	1.592	14:31:44.643	
5 -	46.090	119.6	1:16.930	110.7	27.549	108.6	2:30.569	87.52	0.869	14:34:15.212	
6 -	45.578	120.2	1:16.690	112.7	27.432	108.7	2:29.700 (1)	88.02		14:36:44.912	
7 -	45.693	119.8	1:16.646	115.9	27.832	105.6	2:30.171 (3)	87.75	0.471	14:39:15.083	
8 -	45.691	119.6	1:16.606	110.7	27.547	108.0	2:29.844 (2)	87.94	0.144	14:41:44.927	

P12	14	Josh CAYGILL				Golf GTI					
LAP	SECTOR 1		SECTOR 2		SECTOR 3		LAP TIME	MPH	DIFF	TIME OF DAY	
1 -	49.899	117.3	1:19.148	113.7	27.689	109.1	2:36.736	84.07	6.942	14:23:40.537	
2 -	55.012	116.3	1:19.592	114.3	27.420	111.4	2:42.024	81.33	12.230	14:26:22.561	
3 -	47.229	119.1	1:18.001	113.1	27.457	110.7	2:32.687	86.30	2.893	14:28:55.248	
4 -	46.343	119.8	1:16.899	113.5	27.212	110.0	2:30.454 (3)	87.58	0.660	14:31:25.702	

Silverstone GP

Circuit Length = 3.6605 miles

Start: 14:20 Flag 14:40 End: 14:42

Weather / Track : Bright / Dry

APR Volkswagen Racing Cup

QUALIFYING - RACE 1 - ROUND 5 - SECTOR ANALYSIS

SECTOR 1 = FL to I1, SECTOR 2 = I1 to I2, SECTOR 3 = I2 to FL, DIFF = Difference To Personal Best Lap

5 -	45.980	119.8	1:16.965	113.5	27.077	109.6	2:30.022 (2)	87.83	0.228	14:33:55.724
6 -	45.752	120.0	1:16.865	113.1	27.177	109.6	2:29.794 (1)	87.97		14:36:25.518
7 -	45.776	118.9	1:17.223	112.5	27.488	109.1	2:30.487	87.56	0.693	14:38:56.005
8 -	51.978	117.1	1:18.477	113.5	27.508	109.1	2:37.963	83.42	8.169	14:41:33.968

P13 21		Andy WILMOT				Golf GTI				
LAP	SECTOR 1		SECTOR 2		SECTOR 3		LAP TIME	MPH	DIFF	TIME OF DAY
1 -	53.412	103.4	1:23.832	100.4	28.880	105.3	2:46.124	79.32	16.255	14:24:25.095
2 -	49.537	108.9	1:23.423	74.5	29.469	106.5	2:42.429	81.12	12.560	14:27:07.524
3 -	48.092	119.8	1:18.438	114.3	27.798	107.2	2:34.328	85.38	4.459	14:29:41.852
4 -	47.159	120.4	1:17.362	113.9	27.362	107.2	2:31.883	86.76	2.014	14:32:13.735
5 -	46.849	120.9	1:16.739	114.7	27.283	107.7	2:30.871	87.34	1.002	14:34:44.606
6 -	46.279	122.4	1:17.251	113.7	27.072	108.2	2:30.602 (3)	87.50	0.733	14:37:15.208
7 -	46.573	120.2	1:16.195	113.7	27.101	108.4	2:29.869 (1)	87.92		14:39:45.077
8 -	46.006	122.9	1:17.364	113.3	27.117	107.3	2:30.487 (2)	87.56	0.618	14:42:15.564

P14 47		Tom BARLEY				Golf GTI				
LAP	SECTOR 1		SECTOR 2		SECTOR 3		LAP TIME	MPH	DIFF	TIME OF DAY
1 -	53.462	116.9	1:25.073	105.1	28.985	105.5	2:47.520	78.66	16.881	14:24:28.260
2 -	47.628	119.8	1:18.726	111.4	27.616	106.3	2:33.970	85.58	3.331	14:27:02.230
3 -	46.762	121.1	1:18.452	112.7	27.653	107.7	2:32.867	86.20	2.228	14:29:35.097
4 -	46.123	121.5	1:17.129	113.9	27.387	107.5	2:30.639 (1)	87.47		14:32:05.736
5 -	46.236	120.6	1:18.256	112.9	27.592	110.2	2:32.084 (3)	86.64	1.445	14:34:37.820
6 -	46.976	122.0	1:19.511	113.5	27.437	109.6	2:33.924	85.61	3.285	14:37:11.744
7 -	46.298	120.0	1:17.818	111.1	27.621	110.0	2:31.737 (2)	86.84	1.098	14:39:43.481
8 -	46.864	118.3	1:17.997	111.4	27.537	109.6	2:32.398	86.46	1.759	14:42:15.879

P15 40		Simon TOMLINSON				Golf GTI				
LAP	SECTOR 1		SECTOR 2		SECTOR 3		LAP TIME	MPH	DIFF	TIME OF DAY
1 -	51.001	120.4	1:23.089	112.7	29.238	109.1	2:43.328	80.68	12.296	14:23:44.393
2 -	49.066	122.0	1:20.015	113.1	29.056	105.6	2:38.137	83.33	7.105	14:26:22.530
3 -	48.845	122.6	1:19.144	115.9	27.788	110.3	2:35.777	84.59	4.745	14:28:58.307
4 -	47.101	122.0	1:18.840	115.5	27.869	109.8	2:33.810 (3)	85.67	2.778	14:31:32.117
5 -	47.533	122.0	1:19.574	115.3	27.956	109.4	2:35.063	84.98	4.031	14:34:07.180
6 -	47.031	122.6	1:17.803	115.3	27.846	110.2	2:32.680 (2)	86.30	1.648	14:36:39.860
7 -	47.561	121.5	1:19.156	114.3	28.854	106.7	2:35.571	84.70	4.539	14:39:15.431
8 -	46.311	123.1	1:17.178	114.1	27.543	111.3	2:31.032 (1)	87.25		14:41:46.463

P16 12		Tony HARBERMAN				Beetle RSI				
LAP	SECTOR 1		SECTOR 2		SECTOR 3		LAP TIME	MPH	DIFF	TIME OF DAY
1 -							2:46.450 (3)	79.16	15.346	14:24:15.726
2 -							2:35.765 (2)	84.60	4.661	14:26:51.491
3 -					<i>IN PIT</i>		3:00.545 P	72.98	29.441	14:29:52.036
4 -							3:41.362	59.53	1:10.258	14:33:33.399
5 -							2:31.104 (1)	87.21		14:36:04.503
6 -					<i>IN PIT</i>		2:42.284 P	81.20	11.180	14:38:46.787

P17 52		Alex DZIURZYNSKI				Corrado				
LAP	SECTOR 1		SECTOR 2		SECTOR 3		LAP TIME	MPH	DIFF	TIME OF DAY
1 -	1:02.933	78.5	1:25.641	112.2	27.805	107.0	2:56.379	74.71	25.220	14:24:40.853
2 -	47.031	119.8	1:20.077	112.5	27.715	107.2	2:34.823	85.11	3.664	14:27:15.676
3 -	46.665	118.9	1:18.477	112.4	27.427	106.8	2:32.569	86.37	1.410	14:29:48.245
4 -	46.679	119.6	1:17.651	116.3	27.468	106.3	2:31.798 (3)	86.81	0.639	14:32:20.043
5 -	45.971	120.4	1:17.797	114.3	27.391	107.0	2:31.159 (1)	87.17		14:34:51.202
6 -	46.214	120.0	1:17.799	113.1	27.573	107.2	2:31.586 (2)	86.93	0.427	14:37:22.788
7 -	46.016	120.4	1:18.123	113.3	27.764	107.5	2:31.903	86.75	0.744	14:39:54.691
8 -	45.920	122.6	1:18.644	113.3	27.546	107.5	2:32.110	86.63	0.951	14:42:26.801

Weather / Track : Bright / Dry

Silverstone GP
Circuit Length = 3.6605 miles
Start: 14:20 Flag 14:40 End: 14:42

APR Volkswagen Racing Cup

QUALIFYING - RACE 1 - ROUND 5 - SECTOR ANALYSIS

SECTOR 1 = FL to I1, SECTOR 2 = I1 to I2, SECTOR 3 = I2 to FL, DIFF = Difference To Personal Best Lap

P18 99		Jack WALKER-TULLY		Golf GTI						
LAP	SECTOR 1		SECTOR 2		SECTOR 3		LAP TIME	MPH	DIFF	TIME OF DAY
1 -	55.453	106.3	1:28.870	93.7	29.191	108.6	2:53.514	75.94	22.235	14:24:17.667
2 -	48.606	114.5	1:21.335	112.5	27.773	109.1	2:37.714	83.55	6.435	14:26:55.381
3 -	47.000	120.6	1:20.672	108.7	27.745	106.5	2:35.417	84.78	4.138	14:29:30.798
4 -	46.495	119.6	1:17.405	113.9	27.379	107.5	2:31.279 (1)	87.10		14:32:02.077
5 -	47.295	111.6	1:18.837	115.1	27.794	108.6	2:33.926	85.61	2.647	14:34:36.003
6 -	48.600	120.2	1:19.226	112.5	27.516	107.5	2:35.342	84.83	4.063	14:37:11.345
7 -	46.424	118.9	1:18.157	113.1	27.275	107.5	2:31.856 (2)	86.77	0.577	14:39:43.201
8 -	47.671	103.7	1:17.862	112.4	28.080	108.7	2:33.613 (3)	85.78	2.334	14:42:16.814

P19 44		Robin RILEY		Scirocco R						
LAP	SECTOR 1		SECTOR 2		SECTOR 3		LAP TIME	MPH	DIFF	TIME OF DAY
1 -	54.384	119.8	1:29.854	109.2	30.675	109.8	2:54.913	75.33	23.065	14:24:01.916
2 -	49.851	118.5	1:22.840	113.3	29.542	108.4	2:42.233	81.22	10.385	14:26:44.149
3 -	48.774	117.9	1:22.768	113.9	28.884	109.8	2:40.426	82.14	8.578	14:29:24.575
4 -	47.667	123.8	1:20.128	112.5	28.140	111.8	2:35.935	84.50	4.087	14:32:00.510
5 -	50.287	106.8	1:23.813	113.9	28.282	110.7	2:42.382	81.15	10.534	14:34:42.892
6 -	47.180	122.0	1:19.017	115.3	27.713	111.6	2:33.910 (3)	85.62	2.062	14:37:16.802
7 -	46.737	119.4	1:18.369	111.2	27.711	111.3	2:32.817 (2)	86.23	0.969	14:39:49.619
8 -	46.735	122.4	1:17.322	111.6	27.791	110.3	2:31.848 (1)	86.78		14:42:21.467

P20 77		David SUTTON		Golf GTI						
LAP	SECTOR 1		SECTOR 2		SECTOR 3		LAP TIME	MPH	DIFF	TIME OF DAY
1 -	53.159	112.4	1:25.356	67.6	29.819	108.4	2:48.334	78.28	16.271	14:24:26.302
2 -	47.617	120.6	1:18.018	113.9	27.371	109.4	2:33.006 (2)	86.12	0.943	14:26:59.308
3 -	48.010	115.5	1:17.788	112.4	27.473	109.4	2:33.271 (3)	85.97	1.208	14:29:32.579
4 -	46.733	119.8	1:17.047	107.3	28.283	98.8	2:32.063 (1)	86.66		14:32:04.642
5 -	52.430	97.5	1:24.763	103.7	IN PIT		2:51.265 P	76.94	19.202	14:34:55.907

P21 31		Paul DEHADRAY		Golf GTI						
LAP	SECTOR 1		SECTOR 2		SECTOR 3		LAP TIME	MPH	DIFF	TIME OF DAY
1 -	54.871	107.2	1:23.138	105.0	29.482	109.1	2:47.491	78.67	14.555	14:24:06.055
2 -	48.068	121.1	1:22.780	110.5	28.473	110.2	2:39.321	82.71	6.385	14:26:45.376
3 -	48.266	119.4	1:21.574	111.2	28.050	109.1	2:37.890	83.46	4.954	14:29:23.266
4 -	47.184	119.8	1:18.588	114.5	27.776	108.7	2:33.548 (3)	85.82	0.612	14:31:56.814
5 -	46.725	119.8	1:18.330	114.9	27.881	108.7	2:32.936 (1)	86.16		14:34:29.750
6 -	46.761	119.6	1:18.581	113.9	27.783	108.6	2:33.125 (2)	86.05	0.189	14:37:02.875
7 -	48.616	119.8	1:20.393	114.1	28.022	106.3	2:37.031	83.91	4.095	14:39:39.906
8 -	51.243	107.8	1:24.306	111.4	IN PIT		2:50.087 P	77.47	17.151	14:42:29.993

P22 24		Philip MORRIS		Golf GTI						
LAP	SECTOR 1		SECTOR 2		SECTOR 3		LAP TIME	MPH	DIFF	TIME OF DAY
1 -	53.746	117.7	1:27.261	108.4	29.898	110.5	2:50.905	77.10	17.107	14:24:15.509
2 -	50.316	117.9	1:24.486	109.8	IN PIT		2:53.241 P	76.06	19.443	14:27:08.750
3 -	OUTLAP	120.9	1:19.494	113.7	28.556	109.6	3:34.167	61.53	1:00.369	14:30:42.917
4 -	47.356	121.5	1:18.377	114.9	28.065	109.8	2:33.798 (1)	85.68		14:33:16.715
5 -	47.268	121.5	1:19.044	115.5	27.613	110.2	2:33.925 (3)	85.61	0.127	14:35:50.640
6 -	47.193	122.0	1:18.729	114.1	27.951	108.9	2:33.873 (2)	85.64	0.075	14:38:24.513
7 -	48.106	120.9	1:18.401	115.7	27.565	110.3	2:34.072	85.53	0.274	14:40:58.585

P23 43		Didge DZIURZYNSKI		Golf GTI						
LAP	SECTOR 1		SECTOR 2		SECTOR 3		LAP TIME	MPH	DIFF	TIME OF DAY
1 -	53.209	117.7	1:21.429	113.1	28.058	108.2	2:42.696 (2)	80.99	7.450	14:24:16.749
2 -	48.257	119.1	1:19.284	114.7	27.705	108.9	2:35.246 (1)	84.88		14:26:51.995
3 -	55.944	103.0	1:34.794	98.1	IN PIT		3:09.375 P	69.58	34.129	14:30:01.370

Weather / Track : Bright / Dry

Silverstone GP
Circuit Length = 3.6605 miles
Start: 14:20 Flag 14:40 End: 14:42

APR Volkswagen Racing Cup

QUALIFYING - RACE 1 - ROUND 5 - SECTOR ANALYSIS

SECTOR 1 = FL to I1, SECTOR 2 = I1 to I2, SECTOR 3 = I2 to FL, DIFF = Difference To Personal Best Lap

P24 65		Craig MILNER		Golf GTI						
LAP	SECTOR 1		SECTOR 2		SECTOR 3		LAP TIME	MPH	DIFF	TIME OF DAY
1 -	54.003	118.5	1:26.183	108.9	29.069	109.8	2:49.255	77.85	13.729	14:24:03.763
2 -	48.924	117.7	1:23.662	115.3	28.180	112.2	2:40.766	81.96	5.240	14:26:44.529
3 -	48.565	122.9	1:21.553	112.4	28.314	108.7	2:38.432	83.17	2.906	14:29:22.961
4 -	49.019	120.9	1:20.018	115.3	28.146	106.8	2:37.183 (3)	83.83	1.657	14:32:00.144
5 -	47.997	120.4	1:19.515	111.1	28.014	108.0	2:35.526 (1)	84.73		14:34:35.670
6 -	48.204	120.2	1:20.917	114.1	28.930	108.7	2:38.051	83.37	2.525	14:37:13.721
7 -	48.000	117.9	1:21.716	109.1	28.315	107.2	2:38.031	83.38	2.505	14:39:51.752
8 -	47.849	121.5	1:20.698	113.5	28.260	107.0	2:36.807 (2)	84.03	1.281	14:42:28.559

P25 69		Mark CLYNES		Golf GTI						
LAP	SECTOR 1		SECTOR 2		SECTOR 3		LAP TIME	MPH	DIFF	TIME OF DAY
1 -	54.604	117.3	1:25.799	108.0	29.721	105.1	2:50.124	77.45	14.032	14:24:13.324
2 -	51.086	115.7	1:23.285	106.1	29.377	105.1	2:43.748	80.47	7.656	14:26:57.072
3 -	51.322	113.7	1:25.553	109.1	28.753	107.0	2:45.628	79.56	9.536	14:29:42.700
4 -	49.098	117.9	1:20.569	111.2	28.180	108.0	2:37.847 (3)	83.48	1.755	14:32:20.547
5 -	48.345	119.1	1:19.793	111.8	27.954	107.0	2:36.092 (1)	84.42		14:34:56.639
6 -	48.717	117.5	1:20.341	111.4	28.269	106.1	2:37.327 (2)	83.76	1.235	14:37:33.966
7 -	49.253	104.0	1:21.080	111.1	27.908	106.7	2:38.241	83.27	2.149	14:40:12.207

P26 96		Cameron THOMPSON		Golf GTI						
LAP	SECTOR 1		SECTOR 2		SECTOR 3		LAP TIME	MPH	DIFF	TIME OF DAY
1 -	53.153	100.9	1:27.570	101.6	30.047	109.1	2:50.770 (2)	77.16	11.830	14:24:00.001
2 -	49.912	120.2	1:33.607	111.4	29.226	110.2	2:52.745 (3)	76.28	13.805	14:26:52.746
3 -	48.965	120.4	1:21.661	95.0	28.314	112.0	2:38.940 (1)	82.91		14:29:31.686
4 -	48.371	121.1	1:52.011	45.6	IN PIT		3:20.855 P	65.60	41.915	14:32:52.541

P27 17		Dominic PETTIT		Golf GTI						
LAP	SECTOR 1		SECTOR 2		SECTOR 3		LAP TIME	MPH	DIFF	TIME OF DAY
1 -	52.457	112.0	1:22.190	106.6	28.789	102.4	2:43.436 (2)	80.62	4.303	14:24:19.133
2 -	48.469	113.3	1:22.073	106.0	28.591	103.2	2:39.133 (1)	82.80		14:26:58.266
3 -	49.260	110.5	1:21.337	106.8	IN PIT		2:42.964 P	80.86	3.831	14:29:41.230
4 -	OUTLAP	111.8	1:20.832	105.6	IN PIT		6:19.714 P	34.70	3:40.581	14:36:00.944

P28 55		Ash SHUTTLEWOOD		Golf GTI						
LAP	SECTOR 1		SECTOR 2		SECTOR 3		LAP TIME	MPH	DIFF	TIME OF DAY
1 -	56.020	98.1	1:29.136	74.9	30.002	104.2	2:55.158	75.23	11.826	14:24:35.937
2 -	50.137	118.1	1:24.381	111.2	28.814	106.1	2:43.332 (1)	80.68		14:27:19.269
3 -	48.915	118.7	1:28.190	70.4	30.578	106.3	2:47.683 (3)	78.58	4.351	14:30:06.952
4 -	48.644	118.9	1:29.736	107.7	28.281	108.4	2:46.661 (2)	79.06	3.329	14:32:53.613
5 -	48.359	118.9	1:36.444	108.4	28.246	106.3	2:53.049	76.15	9.717	14:35:46.662
6 -	48.462	118.9	1:43.820	63.0	IN PIT		3:18.450 P	66.40	35.118	14:39:05.112

APR Volkswagen Racing Cup

QUALIFYING - RACE 1 - ROUND 5 - BEST SECTORS

SECTOR 1			SECTOR 2			SECTOR 3			IDEAL / BEST COMPARISON						
POS	NO	NAME	TIME	NO	NAME	TIME	NO	NAME	TIME	POS	NO	NAME	IDEAL	BEST	DIFF
1	15	WYLIE	44.684	11	HOUSE	1:14.749	30	DEPPER	26.583				PERFECT LAP	2:26.016	
2	8	MASON	44.795	8	MASON	1:14.983	11	HOUSE	26.824	1	11	HOUSE	2:26.456	2:26.565	0.109
3	11	HOUSE	44.883	13	FULBROOK	1:15.297	5	LEVETT	26.851	2	8	MASON	2:26.790	2:26.790	0.000
4	30	DEPPER	45.027	30	DEPPER	1:15.467	8	MASON	27.012	3	30	DEPPER	2:27.077	2:27.213	0.136
5	81	GILBERT	45.032	81	GILBERT	1:15.508	81	GILBERT	27.042	4	15	WYLIE	2:27.526	2:27.596	0.070
6	4	LINES	45.282	15	WYLIE	1:15.765	13	FULBROOK	27.046	5	81	GILBERT	2:27.582	2:27.583	0.001
7	13	FULBROOK	45.412	4	LINES	1:16.106	21	WILMOT	27.072	6	13	FULBROOK	2:27.755	2:27.828	0.073
8	32	GRIFFIN	45.578	19	FAIRBROTHER	1:16.170	14	CAYGILL	27.077	7	4	LINES	2:28.545	2:28.602	0.057
9	5	LEVETT	45.705	5	LEVETT	1:16.179	15	WYLIE	27.077	8	5	LEVETT	2:28.735	2:28.762	0.027
10	14	CAYGILL	45.752	21	WILMOT	1:16.195	19	FAIRBROTHER	27.091	9	21	WILMOT	2:29.273	2:29.869	0.596
11	9	WYHINNY	45.801	9	WYHINNY	1:16.543	4	LINES	27.157	10	19	FAIRBROTHER	2:29.308	2:29.325	0.017
12	52	DZIURZYNSKI	45.920	32	GRIFFIN	1:16.606	9	WYHINNY	27.236	11	9	WYHINNY	2:29.580	2:29.580	0.000
13	21	WILMOT	46.006	14	CAYGILL	1:16.865	99	WALKER-TULLY	27.275	12	32	GRIFFIN	2:29.616	2:29.700	0.084
14	19	FAIRBROTHER	46.047	77	SUTTON	1:17.047	77	SUTTON	27.371	13	14	CAYGILL	2:29.694	2:29.794	0.100
15	47	BARLEY	46.123	47	BARLEY	1:17.129	47	BARLEY	27.387	14	47	BARLEY	2:30.639	2:30.639	0.000
16	40	TOMLINSON	46.311	40	TOMLINSON	1:17.178	52	DZIURZYNSKI	27.391	15	52	DZIURZYNSKI	2:30.962	2:31.159	0.197
17	99	WALKER-TULLY	46.424	44	RILEY	1:17.322	32	GRIFFIN	27.432	16	40	TOMLINSON	2:31.032	2:31.032	0.000
18	31	DEHADRAY	46.725	99	WALKER-TULLY	1:17.405	40	TOMLINSON	27.543	17	99	WALKER-TULLY	2:31.104	2:31.279	0.175
19	77	SUTTON	46.733	52	DZIURZYNSKI	1:17.651	24	MORRIS	27.565	18	77	SUTTON	2:31.151	2:32.063	0.912
20	44	RILEY	46.735	31	DEHADRAY	1:18.330	43	DZIURZYNSKI	27.705	19	44	RILEY	2:31.768	2:31.848	0.080
21	24	MORRIS	47.193	24	MORRIS	1:18.377	44	RILEY	27.711	20	31	DEHADRAY	2:32.831	2:32.936	0.105
22	65	MILNER	47.849	43	DZIURZYNSKI	1:19.284	31	DEHADRAY	27.776	21	24	MORRIS	2:33.135	2:33.798	0.663
23	43	DZIURZYNSKI	48.257	65	MILNER	1:19.515	69	CLYNES	27.908	22	43	DZIURZYNSKI	2:35.246	2:35.246	0.000
24	69	CLYNES	48.345	69	CLYNES	1:19.793	65	MILNER	28.014	23	65	MILNER	2:35.378	2:35.526	0.148
25	55	SHUTTLEWOOD	48.359	17	PETTIT	1:20.832	55	SHUTTLEWOOD	28.246	24	69	CLYNES	2:36.046	2:36.092	0.046
26	96	THOMPSON	48.371	96	THOMPSON	1:21.661	96	THOMPSON	28.314	25	17	PETTIT	2:37.892	2:39.133	1.241
27	17	PETTIT	48.469	55	SHUTTLEWOOD	1:24.381	17	PETTIT	28.591	26	96	THOMPSON	2:38.346	2:38.940	0.594
28										27	55	SHUTTLEWOOD	2:40.986	2:43.332	2.346
										28	12	HARBERMAN		2:31.104	

Weather / Track : Bright / Dry

Results can be found at www.tsl-timing.com

Silverstone GP

Circuit Length = 3.6605 miles

Start: 14:20 Flag 14:40 End: 14:42

Printed - 14:45 Saturday, 25 May 2013

APR Volkswagen Racing Cup

QUALIFYING - RACE 1 - ROUND 5 - BEST SPEEDS

SECTOR 1				SECTOR 2			FINISH LINE		
POS	NO	NAME	MPH	NO	NAME	MPH	NO	NAME	MPH
1	15	Ross WYLIE	125.2	8	Aaron MASON	118.1	65	Craig MILNER	112.2
2	13	Joe FULBROOK	123.8	15	Ross WYLIE	116.9	96	Cameron THOMPSON	112.0
3	44	Robin RILEY	123.8	11	Philip HOUSE	116.3	44	Robin RILEY	111.8
4	8	Aaron MASON	123.3	52	Alex DZIURZYNSKI	116.3	14	Josh CAYGILL	111.4
5	11	Philip HOUSE	123.3	13	Joe FULBROOK	115.9	15	Ross WYLIE	111.4
6	30	Martin DEPPER	123.3	32	Kieran GRIFFIN	115.9	30	Martin DEPPER	111.4
7	81	Henry GILBERT	123.3	40	Simon TOMLINSON	115.9	40	Simon TOMLINSON	111.3
8	40	Simon TOMLINSON	123.1	24	Philip MORRIS	115.7	24	Philip MORRIS	110.5
9	21	Andy WILMOT	122.9	44	Robin RILEY	115.3	11	Philip HOUSE	110.2
10	65	Craig MILNER	122.9	65	Craig MILNER	115.3	31	Paul DEHADRAY	110.2
11	19	David FAIRBROTHER	122.6	99	Jack WALKER-TULLY	115.1	47	Tom BARLEY	110.2
12	52	Alex DZIURZYNSKI	122.6	30	Martin DEPPER	115.1	81	Henry GILBERT	110.0
13	9	Peter WYHINNY	122.4	31	Paul DEHADRAY	114.9	13	Joe FULBROOK	109.6
14	24	Philip MORRIS	122.0	81	Henry GILBERT	114.9	19	David FAIRBROTHER	109.4
15	47	Tom BARLEY	122.0	4	Stewart LINES	114.7	77	David SUTTON	109.4
16	5	Chris LEVETT	121.7	21	Andy WILMOT	114.7	8	Aaron MASON	109.3
17	4	Stewart LINES	121.3	43	Didge DZIURZYNSKI	114.7	99	Jack WALKER-TULLY	109.1
18	31	Paul DEHADRAY	121.1	9	Peter WYHINNY	114.5	9	Peter WYHINNY	109.1
19	96	Cameron THOMPSON	121.1	14	Josh CAYGILL	114.3	43	Didge DZIURZYNSKI	108.9
20	99	Jack WALKER-TULLY	120.6	5	Chris LEVETT	114.1	32	Kieran GRIFFIN	108.7
21	32	Kieran GRIFFIN	120.6	47	Tom BARLEY	113.9	21	Andy WILMOT	108.4
22	77	David SUTTON	120.6	77	David SUTTON	113.9	55	Ash SHUTTLEWOOD	108.4
23	14	Josh CAYGILL	120.0	19	David FAIRBROTHER	113.5	5	Chris LEVETT	108.2
24	43	Didge DZIURZYNSKI	119.1	69	Mark CLYNES	111.8	69	Mark CLYNES	108.0
25	69	Mark CLYNES	119.1	96	Cameron THOMPSON	111.4	4	Stewart LINES	107.9
26	55	Ash SHUTTLEWOOD	118.9	55	Ash SHUTTLEWOOD	111.2	52	Alex DZIURZYNSKI	107.5
27	17	Dominic PETTIT	113.3	17	Dominic PETTIT	106.8	17	Dominic PETTIT	103.2
28									

Weather / Track : Bright / Dry

Results can be found at www.tsl-timing.com

Silverstone GP
Circuit Length = 3.6605 miles
Start: 14:20 Flag 14:40 End: 14:42

Printed - 14:46 Saturday, 25 May 2013

APR Volkswagen Racing Cup RACE 1 - ROUND 5 - GRID

ROW 14	28	2:43.332 55 Ash SHUTTLEWOOD	27	2:39.133 17 Dominic PETTIT	
ROW 13		26	2:38.940 96 Cameron THOMPSON	25	2:36.092 69 Mark CLYNES
ROW 12	24	2:35.526 65 Craig MILNER	23	2:35.246 43 Didge DZIURZYNSKI	
ROW 11		22	2:33.798 24 Philip MORRIS	21	2:32.936 31 Paul DEHADRAY
ROW 10	20	2:32.063 77 David SUTTON	19	2:31.848 44 Robin RILEY	
ROW 9		18	2:31.279 99 Jack WALKER-TULLY	17	2:31.159 52 Alex DZIURZYNSKI
ROW 8	16	2:31.104 12 Tony HARBERMAN	15	2:31.032 40 Simon TOMLINSON	
ROW 7		14	2:30.639 47 Tom BARLEY	13	2:29.869 21 Andy WILMOT
ROW 6	12	2:29.794 14 Josh CAYGILL	11	2:29.700 32 Kieran GRIFFIN	
ROW 5		10	2:29.580 9 Peter WYHINNY	9	2:29.325 19 David FAIRBROTHER
ROW 4	8	2:28.762 5 Chris LEVETT	7	2:28.602 4 Stewart LINES	
ROW 3		6	2:27.828 13 Joe FULBROOK	5	2:27.596 15 Ross WYLIE
ROW 2	4	2:27.583 81 Henry GILBERT	3	2:27.213 30 Martin DEPPER	
ROW 1		2	2:26.790 8 Aaron MASON	1	2:26.565 11 Philip HOUSE
Pole					

Silverstone GP
Circuit Length = 3.6605 miles

These results are provisional until the conclusion of any judicial and technical matters.

Clerk Of Course :	Timekeeper :
-------------------	--------------

APR Volkswagen Racing Cup

RACE 1 - ROUND 5 - CLASSIFICATION - AMENDED

POS	NO	NAME	ENTRY	LAPS	TIME	GAP	DIFF	MPH	BEST	ON
1	8 *	Aaron MASON	Scirocco R	9	22:09.805			89.18	2:26.808	9
2	11	Philip HOUSE	Scirocco R	9	22:10.838	1.033	1.033	89.11	2:26.321	7
3	15	Ross WYLIE	Scirocco R	9	22:14.420	4.615	3.582	88.87	2:26.954	3
4	13	Joe FULBROOK	Golf GTI	9	22:22.404	12.599	7.984	88.34	2:27.444	3
5	30	Martin DEPPE	Scirocco R	9	22:23.984	14.179	1.580	88.24	2:27.318	2
6	81	Henry GILBERT	Golf GTI	9	22:24.658	14.853	0.674	88.20	2:27.419	3
7	4 *	Stewart LINES	Scirocco R	9	22:28.438	18.633	3.780	87.95	2:27.154	3
8	5	Chris LEVETT	Scirocco R	9	22:31.603	21.798	3.165	87.74	2:28.403	7
9	14	Josh CAYGILL	Golf GTI	9	22:34.029	24.224	2.426	87.59	2:28.589	7
10	9	Peter WYHINNY	SEAT Leon Cupra	9	22:43.858	34.053	9.829	86.95	2:29.738	2
11	21	Andy WILMOT	Golf GTI	9	22:46.895	37.090	3.037	86.76	2:29.440	7
12	99	Jack WALKER-TULLY	Golf GTI	9	22:47.389	37.584	0.494	86.73	2:29.071	7
13	47	Tom BARLEY	Golf GTI	9	22:51.303	41.498	3.914	86.48	2:29.877	6
14	43	Didge DZIURZYNSKI	Golf GTI	9	22:57.453	47.648	6.150	86.10	2:30.236	6
15	19	David FAIRBROTHER	Scirocco R	9	22:57.455	47.650	0.002	86.10	2:29.565	2
16	52	Alex DZIURZYNSKI	Corrado	9	23:04.124	54.319	6.669	85.68	2:29.883	6
17	32	Kieran GRIFFIN	Scirocco R	9	23:12.192	1:02.387	8.068	85.18	2:29.798	8
18	40	Simon TOMLINSON	Golf GTI	9	23:15.133	1:05.328	2.941	85.00	2:32.058	8
19	44	Robin RILEY	Scirocco R	9	23:18.019	1:08.214	2.886	84.83	2:30.269	4
20	24	Philip MORRIS	Golf GTI	9	23:18.734	1:08.929	0.715	84.79	2:32.591	9
21	69	Mark CLYNES	Golf GTI	9	23:26.128	1:16.323	7.394	84.34	2:33.354	6
22	96	Cameron THOMPSON	Golf GTI	9	23:26.585	1:16.780	0.457	84.31	2:33.335	6
23	65	Craig MILNER	Golf GTI	9	23:38.333	1:28.528	11.748	83.61	2:35.100	9
24	31	Paul DEHADRAY	Golf GTI	9	24:26.766	2:16.961	48.433	80.85	2:37.975	4
25	55	Ash SHUTTLEWOOD	Golf GTI	8	22:36.556	1 Lap	1 Lap	77.71	2:37.895	5

NOT CLASSIFIED

DNF	12	Tony HARBERMAN	Beetle RSI	6	15:26.988	3 Laps	2 Laps	85.29	2:31.289	2
DNF	17	Dominic PETTIT	Golf GTI	3	8:13.957	6 Laps	3 Laps	80.03	2:35.178	2
DNF	77	David SUTTON	Golf GTI	3	19:06.934	6 Laps	10:52.977	34.46		

FASTEST LAP

	11	Philip HOUSE	Scirocco R	7	2:26.321			90.06 mph	144.93 kph	
--	----	--------------	------------	---	----------	--	--	-----------	------------	--

Car 4 - 5 second penalty for not respecting track limits

Car 8 - time penalty rescinded

Weather / Track : Bright / Dry

These results are provisional until the conclusion of any judicial and technical matters.

Silverstone GP

Circuit Length = 3.6605 miles

Start: 09:57 Flag 10:19 End: 10:21

Clerk Of Course :		Timekeeper :	
-------------------	--	--------------	--

APR Volkswagen Racing Cup

RACE 1 - ROUND 5 - LAP CHART

LAP 1			LAP 2			LAP 3			LAP 4			LAP 5		
NO	BEHIND	LAP TIME	NO	BEHIND	LAP TIME	NO	BEHIND	LAP TIME	NO	BEHIND	LAP TIME	NO	BEHIND	LAP TIME
8		2:32.116	8		2:27.935	8		2:27.056	8		2:26.894	8		2:27.256
11	0.261	2:32.377	11	0.377	2:28.051	11	0.353	2:27.032	11	1.988	2:28.529	11	1.407	2:26.675
15	0.660	2:32.776	30	0.887	2:27.318	15	0.792	2:26.954	15	2.329	2:28.431	15	2.492	2:27.419
30	1.504	2:33.620	15	0.894	2:28.169	30	2.557	2:28.726	30	4.398	2:28.735	30	5.310	2:28.168
81	2.304	2:34.420	4	2.930	2:27.826	4	3.028	2:27.154	4	4.703	2:28.569	4	5.650	2:28.203
4	3.039	2:35.155	81	3.428	2:29.059	81	3.791	2:27.419	81	4.977	2:28.080	81	6.018	2:28.297
13	3.416	2:35.532	13	3.563	2:28.082	13	3.951	2:27.444	13	5.313	2:28.256	13	6.495	2:28.438
9	5.080	2:37.196	9	6.883	2:29.738	5	10.189	2:29.487	5	13.853	2:30.558	5	15.764	2:29.167
19	5.853	2:37.969	19	7.483	2:29.565	14	10.464	2:28.846	14	14.038	2:30.468	14	16.113	2:29.331
5	6.537	2:38.653	5	7.758	2:29.156	9	10.984	2:31.157	9	14.631	2:30.541	9	17.827	2:30.452
14	6.696	2:38.812	14	8.674	2:29.913	21	16.332	2:31.772	21	22.143	2:32.705	21	24.567	2:29.680
12	8.014	2:40.130	47	11.052	2:30.451	12	16.705	2:32.393	47	22.541	2:32.058	47	25.330	2:30.045
47	8.536	2:40.652	12	11.368	2:31.289	32	16.997	2:32.124	99	22.840	2:32.087	99	25.685	2:30.101
32	9.092	2:41.208	21	11.616	2:29.591	47	17.377	2:33.381	12	23.617	2:33.806	43	31.278	2:33.773
21	9.960	2:42.076	32	11.929	2:30.772	99	17.647	2:31.462	32	23.887	2:33.784	12	31.809	2:35.448
99	10.144	2:42.260	99	13.241	2:31.032	43	20.526	2:30.671	43	24.761	2:31.129	19	35.298	2:31.921
43	13.354	2:45.470	43	16.911	2:31.492	52	25.557	2:31.352	19	30.633	2:31.752	52	36.210	2:32.534
40	14.474	2:46.590	52	21.261	2:33.401	19	25.775	2:45.348	52	30.932	2:32.269	40	43.077	2:34.042
24	14.801	2:46.917	40	22.097	2:35.558	40	29.050	2:34.009	24	35.822	2:32.709	44	43.509	2:33.657
65	15.359	2:47.475	24	22.948	2:36.082	24	30.007	2:34.115	40	36.291	2:34.135	24	44.274	2:35.708
52	15.795	2:47.911	17	23.483	2:35.178	44	33.733	2:35.373	44	37.108	2:30.269	32	47.671	2:51.040
17	16.240	2:48.356	96	25.025	2:35.328	96	34.165	2:36.196	96	41.754	2:34.483	96	48.856	2:34.358
96	17.632	2:49.748	44	25.416	2:35.550	69	34.725	2:36.043	69	42.112	2:34.281	69	49.081	2:34.225
44	17.801	2:49.917	69	25.738	2:35.518	65	36.884	2:37.408	65	46.215	2:36.225	65	54.866	2:35.907
69	18.155	2:50.271	65	26.532	2:39.108	17	46.850	2:50.423 P	31	1:12.356	2:37.975	31	1:23.906	2:38.806
55	22.273	2:54.389	55	37.804	2:43.466	55	59.770	2:49.022	55	1:19.773	2:46.897	55	1:30.412	2:37.895
77	32.350	3:04.466 P	31	49.555	2:40.605	31	1:01.275	2:38.776						
31	36.885	3:09.001				77	1 Lap	6:21.720 P						

Weather / Track : Bright / Dry

APR Volkswagen Racing Cup

RACE 1 - ROUND 5 - LAP CHART

LAP 6			LAP 7			LAP 8			LAP 9		
NO	BEHIND	LAP TIME	NO	BEHIND	LAP TIME	NO	BEHIND	LAP TIME	NO	BEHIND	LAP TIME
8		2:27.047	8		2:27.224	8		2:27.469	8		2:26.808
11	1.210	2:26.850	11	0.307	2:26.321	11	0.444	2:27.606	11	1.033	2:27.397
15	2.525	2:27.080	15	2.772	2:27.471	15	3.365	2:28.062	15	4.615	2:28.058
81	7.412	2:28.441	81	10.048	2:29.860	55	1 Lap	3:01.356	13	12.599	2:27.777
30	7.562	2:29.299	13	10.140	2:29.542	13	11.630	2:28.959	4	13.633	2:27.932
13	7.822	2:28.374	4	10.392	2:29.452	4	12.509	2:29.586	30	14.179	2:28.045
4	8.164	2:29.561	30	10.836	2:30.498	81	12.634	2:30.055	81	14.853	2:29.027
5	17.347	2:28.630	5	18.526	2:28.403	30	12.942	2:29.575	5	21.798	2:28.870
14	18.029	2:28.963	14	19.394	2:28.589	5	19.736	2:28.679	14	24.224	2:29.720
9	20.598	2:29.818	9	23.911	2:30.537	14	21.312	2:29.387	55	1 Lap	2:49.527
21	27.555	2:30.035	21	29.771	2:29.440	9	29.802	2:33.360	9	34.053	2:31.059
47	28.160	2:29.877	99	30.506	2:29.071	21	32.974	2:30.672	21	37.090	2:30.924
99	28.659	2:30.021	47	33.468	2:32.532	99	33.385	2:30.348	99	37.584	2:31.007
43	34.467	2:30.236	43	38.836	2:31.593	47	36.485	2:30.486	47	41.498	2:31.821
19	38.468	2:30.217	19	41.310	2:30.066	43	43.215	2:31.848	43	47.648	2:31.241
12	38.684	2:33.922	52	43.991	2:32.169	19	44.793	2:30.952	19	47.650	2:29.665
52	39.046	2:29.883	44	53.996	2:32.457	52	47.915	2:31.393	52	54.319	2:33.212
44	48.763	2:32.301	40	54.878	2:33.092	44	57.697	2:31.170	32	1:02.387	2:30.810
40	49.010	2:32.980	32	56.056	2:31.738	32	58.385	2:29.798	40	1:05.328	2:32.669
24	50.800	2:33.573	24	57.878	2:34.302	40	59.467	2:32.058	44	1:08.214	2:37.325
32	51.542	2:30.918	96	1:02.318	2:34.398	24	1:03.146	2:32.737	24	1:08.929	2:32.591
96	55.144	2:33.335	69	1:02.527	2:34.363	69	1:09.416	2:34.358	69	1:16.323	2:33.715
69	55.388	2:33.354	65	1:11.804	2:35.911	96	1:09.967	2:35.118	96	1:16.780	2:33.621
65	1:03.117	2:35.298	31	1:49.416	2:40.382	65	1:20.236	2:35.901	65	1:28.528	2:35.100
31	1:36.258	2:39.399	77	4 Laps	9:40.748 P	31	2:02.098	2:40.151	31	2:16.961	2:41.671
55	1:57.369	2:54.004									

Weather / Track : Bright / Dry

Silverstone GP
 Circuit Length = 3.6605 miles
 Start: 09:57 Flag 10:19 End: 10:21

APR Volkswagen Racing Cup

RACE 1 - ROUND 5 - SECTOR ANALYSIS

SECTOR 1 = FL to I1, SECTOR 2 = I1 to I2, SECTOR 3 = I2 to FL, DIFF = Difference To Personal Best Lap

P1		11		Philip HOUSE		Scirocco R				
LAP	SECTOR 1		SECTOR 2		SECTOR 3		LAP TIME	MPH	DIFF	TIME OF DAY
1 -		121.3	1:15.770	114.9	27.151	117.7	2:32.377	86.48	6.056	09:59:50.762
2 -	45.455	122.6	1:15.519	114.5	27.077	117.7	2:28.051	89.00	1.730	10:02:18.813
3 -	45.122	122.0	1:14.894	114.3	27.016	116.1	2:27.032	89.62	0.711	10:04:45.845
4 -	45.191	120.6	1:16.346	112.4	26.992	117.1	2:28.529	88.72	2.208	10:07:14.374
5 -	45.078	120.2	1:14.780	113.3	26.817	117.3	2:26.675 (2)	89.84	0.354	10:09:41.049
6 -	45.157	120.6	1:14.871	113.1	26.822	117.1	2:26.850 (3)	89.73	0.529	10:12:07.899
7 -	44.973	120.4	1:14.675	114.7	26.673	118.1	2:26.321 (1)	90.06		10:14:34.220
8 -	45.060	121.7	1:15.418	113.7	27.128	116.5	2:27.606	89.27	1.285	10:17:01.826
9 -	45.243	120.0	1:15.158	114.3	26.996	116.9	2:27.397	89.40	1.076	10:19:29.223

P2		15		Ross WYLIE		Scirocco R				
LAP	SECTOR 1		SECTOR 2		SECTOR 3		LAP TIME	MPH	DIFF	TIME OF DAY
1 -		122.9	1:15.505	117.5	26.944	120.4	2:32.776	86.25	5.822	09:59:51.161
2 -	45.210	126.1	1:15.678	116.1	27.281	117.1	2:28.169	88.93	1.215	10:02:19.330
3 -	44.873	124.0	1:15.138	116.9	26.943	118.1	2:26.954 (1)	89.67		10:04:46.284
4 -	44.949	123.3	1:16.503	115.9	26.979	119.2	2:28.431	88.78	1.477	10:07:14.715
5 -	45.062	122.4	1:15.295	116.3	27.062	118.7	2:27.419 (3)	89.39	0.465	10:09:42.134
6 -	45.083	123.3	1:15.140	116.3	26.857	117.7	2:27.080 (2)	89.59	0.126	10:12:09.214
7 -	45.209	122.2	1:15.181	115.7	27.081	117.3	2:27.471	89.35	0.517	10:14:36.685
8 -	45.278	122.0	1:15.740	116.1	27.044	116.7	2:28.062	89.00	1.108	10:17:04.747
9 -	45.465	121.1	1:15.468	116.5	27.125	114.3	2:28.058	89.00	1.104	10:19:32.805

P3		8		Aaron MASON		Scirocco R				
LAP	SECTOR 1		SECTOR 2		SECTOR 3		LAP TIME	MPH	DIFF	TIME OF DAY
1 -		120.0	1:15.957	113.9	27.051	116.5	2:32.116	86.62	5.308	09:59:50.501
2 -	45.602	122.6	1:15.469	114.5	26.864	116.5	2:27.935	89.07	1.127	10:02:18.436
3 -	45.182	120.6	1:15.004	113.9	26.870	116.1	2:27.056	89.61	0.248	10:04:45.492
4 -	45.024	120.4	1:15.023	113.5	26.847	116.1	2:26.894 (2)	89.70	0.086	10:07:12.386
5 -	45.270	120.9	1:15.093	114.7	26.893	116.7	2:27.256	89.48	0.448	10:09:39.642
6 -	45.008	120.6	1:15.068	113.1	26.971	116.1	2:27.047 (3)	89.61	0.239	10:12:06.689
7 -	45.144	119.8	1:15.165	114.1	26.915	116.1	2:27.224	89.50	0.416	10:14:33.913
8 -	45.037	120.9	1:15.627	114.3	26.805	116.5	2:27.469	89.35	0.661	10:17:01.382
9 -	45.112	120.0	1:14.702	114.1	26.994	116.3	2:26.808 (1)	89.76		10:19:28.190

P4		13		Joe FULBROOK		Golf GTI				
LAP	SECTOR 1		SECTOR 2		SECTOR 3		LAP TIME	MPH	DIFF	TIME OF DAY
1 -		123.1					2:35.532	84.72	8.088	09:59:53.917
2 -							2:28.082 (3)	88.98	0.638	10:02:21.999
3 -							2:27.444 (1)	89.37		10:04:49.443
4 -							2:28.256	88.88	0.812	10:07:17.699
5 -							2:28.438	88.77	0.994	10:09:46.137
6 -							2:28.374	88.81	0.930	10:12:14.511
7 -							2:29.542	88.12	2.098	10:14:44.053
8 -							2:28.959	88.46	1.515	10:17:13.012
9 -							2:27.777 (2)	89.17	0.333	10:19:40.789

P5		30		Martin DEPPER		Scirocco R				
LAP	SECTOR 1		SECTOR 2		SECTOR 3		LAP TIME	MPH	DIFF	TIME OF DAY
1 -		124.0	1:16.573	115.1	26.817	117.9	2:33.620	85.78	6.302	09:59:52.005
2 -	45.131	122.6	1:15.194	116.3	26.993	118.3	2:27.318 (1)	89.45		10:02:19.323
3 -	45.191	123.1	1:15.096	116.5	28.439	109.1	2:28.726	88.60	1.408	10:04:48.049
4 -	45.955	120.4	1:15.965	114.1	26.815	118.3	2:28.735	88.59	1.417	10:07:16.784
5 -	45.601	120.9	1:15.728	113.7	26.839	119.0	2:28.168 (3)	88.93	0.850	10:09:44.952
6 -	45.541	119.8	1:16.789	113.1	26.969	117.9	2:29.299	88.26	1.981	10:12:14.251
7 -	46.011	122.4	1:17.522	117.1	26.965	118.1	2:30.498	87.56	3.180	10:14:44.749
8 -	45.433	123.3	1:17.374	115.5	26.768	119.8	2:29.575	88.10	2.257	10:17:14.324
9 -	45.316	122.4	1:16.135	114.9	26.594	118.3	2:28.045 (2)	89.01	0.727	10:19:42.369

Silverstone GP

Circuit Length = 3.6605 miles

Start: 09:57 Flag 10:19 End: 10:21

Weather / Track : Bright / Dry

APR Volkswagen Racing Cup

RACE 1 - ROUND 5 - SECTOR ANALYSIS

SECTOR 1 = FL to I1, SECTOR 2 = I1 to I2, SECTOR 3 = I2 to FL, DIFF = Difference To Personal Best Lap

P6		81		Henry GILBERT		Golf GTI				
LAP	SECTOR 1		SECTOR 2		SECTOR 3		LAP TIME	MPH	DIFF	TIME OF DAY
1 -		123.3	1:16.868	114.9	27.009	118.5	2:34.420	85.33	7.001	09:59:52.805
2 -	45.354	122.9	1:16.661	114.9	27.044	119.0	2:29.059	88.40	1.640	10:02:21.864
3 -	45.149	122.6	1:15.419	116.7	26.851	119.4	2:27.419 (1)	89.39		10:04:49.283
4 -	45.078	123.3	1:15.870	116.1	27.132	119.4	2:28.080 (2)	88.99	0.661	10:07:17.363
5 -	45.250	123.8	1:16.376	116.1	26.671	119.8	2:28.297 (3)	88.86	0.878	10:09:45.660
6 -	45.035	123.1	1:16.536	113.1	26.870	118.3	2:28.441	88.77	1.022	10:12:14.101
7 -	45.859	119.6	1:16.992	114.5	27.009	116.7	2:29.860	87.93	2.441	10:14:43.961
8 -	45.380	120.9	1:17.781	115.5	26.894	120.4	2:30.055	87.81	2.636	10:17:14.016
9 -	45.443	120.4	1:16.275	113.3	27.309	118.3	2:29.027	88.42	1.608	10:19:43.043

P7		4		Stewart LINES		Scirocco R				
LAP	SECTOR 1		SECTOR 2		SECTOR 3		LAP TIME	MPH	DIFF	TIME OF DAY
1 -		119.4	1:16.522	115.9	27.035	115.7	2:35.155	84.93	8.001	09:59:53.540
2 -	44.882	123.5	1:16.182	114.9	26.762	115.3	2:27.826 (2)	89.14	0.672	10:02:21.366
3 -	44.981	120.6	1:15.431	114.9	26.742	117.5	2:27.154 (1)	89.55		10:04:48.520
4 -	45.695	120.9	1:15.964	112.5	26.910	116.9	2:28.569	88.69	1.415	10:07:17.089
5 -	45.358	121.7	1:15.858	115.7	26.987	116.9	2:28.203	88.91	1.049	10:09:45.292
6 -	45.269	120.6	1:17.208	114.9	27.084	117.5	2:29.561	88.10	2.407	10:12:14.853
7 -	45.802	122.9	1:16.866	116.5	26.784	116.1	2:29.452	88.17	2.298	10:14:44.305
8 -	45.609	122.6	1:17.119	113.7	26.858	116.5	2:29.586	88.09	2.432	10:17:13.891
9 -	44.769	119.6	1:16.285	115.1	26.878	117.3	2:27.932 (3)	89.08	0.778	10:19:41.823

P8		5		Chris LEVETT		Scirocco R				
LAP	SECTOR 1		SECTOR 2		SECTOR 3		LAP TIME	MPH	DIFF	TIME OF DAY
1 -		121.7	1:18.256	115.5	26.981	119.0	2:38.653	83.06	10.250	09:59:57.038
2 -	46.190	121.7	1:16.248	116.3	26.718	119.8	2:29.156	88.34	0.753	10:02:26.194
3 -	46.183	121.7	1:16.391	113.5	26.913	115.9	2:29.487	88.15	1.084	10:04:55.681
4 -	46.279	117.9	1:17.227	112.0	27.052	116.3	2:30.558	87.52	2.155	10:07:26.239
5 -	45.977	121.1	1:16.371	113.3	26.819	115.7	2:29.167	88.34	0.764	10:09:55.406
6 -	45.636	120.6	1:16.238	113.1	26.756	115.9	2:28.630 (2)	88.66	0.227	10:12:24.036
7 -	45.581	118.9	1:15.979	114.1	26.843	117.3	2:28.403 (1)	88.79		10:14:52.439
8 -	45.565	120.2	1:16.179	112.4	26.935	118.7	2:28.679 (3)	88.63	0.276	10:17:21.118
9 -	45.708	118.9	1:16.121	112.9	27.041	118.3	2:28.870	88.51	0.467	10:19:49.988

P9		14		Josh CAYGILL		Golf GTI				
LAP	SECTOR 1		SECTOR 2		SECTOR 3		LAP TIME	MPH	DIFF	TIME OF DAY
1 -		120.9	1:18.486	115.9	26.805	121.3	2:38.812	82.97	10.223	09:59:57.197
2 -	46.191	121.5	1:16.833	115.5	26.889	119.4	2:29.913	87.90	1.324	10:02:27.110
3 -	45.589	121.5	1:16.334	115.7	26.923	118.7	2:28.846 (2)	88.53	0.257	10:04:55.956
4 -	46.013	120.2	1:17.459	110.9	26.996	119.4	2:30.468	87.57	1.879	10:07:26.424
5 -	45.974	121.1	1:16.647	114.5	26.710	119.8	2:29.331	88.24	0.742	10:09:55.755
6 -	45.834	120.0	1:16.228	114.5	26.901	119.4	2:28.963 (3)	88.46	0.374	10:12:24.718
7 -	45.533	119.6	1:16.176	114.5	26.880	119.4	2:28.589 (1)	88.68		10:14:53.307
8 -	45.831	119.4	1:16.548	113.3	27.008	118.7	2:29.387	88.21	0.798	10:17:22.694
9 -	46.008	118.1	1:16.432	113.3	27.280	118.3	2:29.720	88.01	1.131	10:19:52.414

P10		9		Peter WYHINNY		SEAT Leon Cupra				
LAP	SECTOR 1		SECTOR 2		SECTOR 3		LAP TIME	MPH	DIFF	TIME OF DAY
1 -		122.0	1:17.410	116.1	27.180	117.3	2:37.196	83.83	7.458	09:59:55.581
2 -	45.877	121.1	1:16.610	113.3	27.251	116.5	2:29.738 (1)	88.00		10:02:25.319
3 -	46.099	119.6	1:17.573	113.5	27.485	116.5	2:31.157	87.17	1.419	10:04:56.476
4 -	46.129	121.7	1:16.960	112.9	27.452	116.7	2:30.541	87.53	0.803	10:07:27.017
5 -	45.909	120.9	1:17.221	114.1	27.322	115.9	2:30.452 (3)	87.58	0.714	10:09:57.469
6 -	45.513	121.1	1:17.022	113.1	27.283	115.5	2:29.818 (2)	87.95	0.080	10:12:27.287
7 -	45.772	118.7	1:17.356	111.8	27.409	114.5	2:30.537	87.53	0.799	10:14:57.824
8 -	47.467	110.1	1:18.308	111.6	27.585	114.5	2:33.360	85.92	3.622	10:17:31.184
9 -	45.847	118.9	1:17.742	112.5	27.470	114.1	2:31.059	87.23	1.321	10:20:02.243

Weather / Track : Bright / Dry

Silverstone GP

Circuit Length = 3.6605 miles

Start: 09:57 Flag 10:19 End: 10:21

APR Volkswagen Racing Cup

RACE 1 - ROUND 5 - SECTOR ANALYSIS

SECTOR 1 = FL to I1, SECTOR 2 = I1 to I2, SECTOR 3 = I2 to FL, DIFF = Difference To Personal Best Lap

P11	21	Andy WILMOT		Golf GTI						
LAP		SECTOR 1	SECTOR 2	SECTOR 3	LAP TIME	MPH	DIFF	TIME OF DAY		
1 -		116.1	1:18.017	114.5	27.166	117.5	2:42.076	81.30	12.636	10:00:00.461
2 -	46.498	122.2	1:15.898	115.9	27.195	117.1	2:29.591 (2)	88.09	0.151	10:02:30.052
3 -	46.766	121.5	1:17.756	112.7	27.250	114.3	2:31.772	86.82	2.332	10:05:01.824
4 -	46.499	119.1	1:19.073	111.1	27.133	115.5	2:32.705	86.29	3.265	10:07:34.529
5 -	46.086	120.4	1:16.370	113.1	27.224	115.1	2:29.680 (3)	88.03	0.240	10:10:04.209
6 -	46.391	119.8	1:16.481	112.9	27.163	115.3	2:30.035	87.83	0.595	10:12:34.244
7 -	46.244	118.9	1:16.078	113.7	27.118	115.3	2:29.440 (1)	88.18		10:15:03.684
8 -	46.431	120.2	1:17.281	113.1	26.960	115.9	2:30.672	87.46	1.232	10:17:34.356
9 -	45.804	121.1	1:18.310	112.9	26.810	116.7	2:30.924	87.31	1.484	10:20:05.280

P12	99	Jack WALKER-TULLY		Golf GTI						
LAP		SECTOR 1	SECTOR 2	SECTOR 3	LAP TIME	MPH	DIFF	TIME OF DAY		
1 -		122.2	1:20.542	112.2	27.434	118.7	2:42.260	81.21	13.189	10:00:00.645
2 -	46.563	120.6	1:17.045	114.7	27.424	114.7	2:31.032	87.25	1.961	10:02:31.677
3 -	45.725	122.0	1:18.028	115.5	27.709	117.7	2:31.462	87.00	2.391	10:05:03.139
4 -	45.893	122.6	1:18.681	113.9	27.513	116.5	2:32.087	86.64	3.016	10:07:35.226
5 -	45.900	122.6	1:17.178	114.7	27.023	117.9	2:30.101 (3)	87.79	1.030	10:10:05.327
6 -	45.954	120.9	1:16.898	114.7	27.169	116.9	2:30.021 (2)	87.83	0.950	10:12:35.348
7 -	45.711	119.1	1:16.362	114.5	26.998	116.5	2:29.071 (1)	88.39		10:15:04.419
8 -	45.789	120.6	1:17.347	112.5	27.212	116.9	2:30.348	87.64	1.277	10:17:34.767
9 -	45.494	120.6	1:18.254	111.1	27.259	115.1	2:31.007	87.26	1.936	10:20:05.774

P13	47	Tom BARLEY		Golf GTI						
LAP		SECTOR 1	SECTOR 2	SECTOR 3	LAP TIME	MPH	DIFF	TIME OF DAY		
1 -		120.6	1:19.341	115.7	27.530	115.7	2:40.652	82.02	10.775	09:59:59.037
2 -	45.658	124.2	1:17.257	115.3	27.536	115.5	2:30.451 (3)	87.58	0.574	10:02:29.488
3 -	46.392	119.8	1:19.451	113.5	27.538	117.5	2:33.381	85.91	3.504	10:05:02.869
4 -	46.063	122.0	1:18.532	111.6	27.463	118.1	2:32.058	86.66	2.181	10:07:34.927
5 -	46.088	120.0	1:16.779	112.4	27.178	116.3	2:30.045 (2)	87.82	0.168	10:10:04.972
6 -	46.346	117.9	1:16.459	112.7	27.072	116.7	2:29.877 (1)	87.92		10:12:34.849
7 -	46.138	116.3	1:19.084	108.7	27.310	116.3	2:32.532	86.39	2.655	10:15:07.381
8 -	46.292	117.9	1:16.788	112.0	27.406	116.5	2:30.486	87.56	0.609	10:17:37.867
9 -	47.151	114.5	1:17.406	111.8	27.264	115.5	2:31.821	86.79	1.944	10:20:09.688

P14	43	Didge DZIURZYNSKI		Golf GTI						
LAP		SECTOR 1	SECTOR 2	SECTOR 3	LAP TIME	MPH	DIFF	TIME OF DAY		
1 -		114.9	1:18.740	113.5	27.321	114.7	2:45.470	79.63	15.234	10:00:03.855
2 -	47.306	118.5	1:16.913	112.9	27.273	114.9	2:31.492	86.98	1.256	10:02:35.347
3 -	46.555	117.9	1:16.770	113.7	27.346	114.9	2:30.671 (2)	87.46	0.435	10:05:06.018
4 -	46.579	116.9	1:17.269	111.8	27.281	114.5	2:31.129 (3)	87.19	0.893	10:07:37.147
5 -	46.398	117.5	1:20.052	112.2	27.323	115.1	2:33.773	85.69	3.537	10:10:10.920
6 -	46.066	118.3	1:16.717	112.4	27.453	114.5	2:30.236 (1)	87.71		10:12:41.156
7 -	46.460	115.9	1:17.355	110.9	27.778	113.3	2:31.593	86.92	1.357	10:15:12.749
8 -	46.567	115.5	1:17.686	110.5	27.595	112.9	2:31.848	86.78	1.612	10:17:44.597
9 -	46.733	117.3	1:16.991	112.4	27.517	112.9	2:31.241	87.13	1.005	10:20:15.838

P15	19	David FAIRBROTHER		Scirocco R						
LAP		SECTOR 1	SECTOR 2	SECTOR 3	LAP TIME	MPH	DIFF	TIME OF DAY		
1 -		121.1	1:18.557	112.4	27.203	117.5	2:37.969	83.42	8.404	09:59:56.354
2 -	46.363	119.1	1:16.460	114.3	26.742	117.3	2:29.565 (1)	88.10		10:02:25.919
3 -	1:00.506	111.4	1:17.801	112.0	27.041	115.9	2:45.348	79.69	15.783	10:05:11.267
4 -	46.737	118.7	1:17.374	113.1	27.641	115.7	2:31.752	86.83	2.187	10:07:43.019
5 -	46.749	116.5	1:18.208	111.6	26.964	115.9	2:31.921	86.74	2.356	10:10:14.940
6 -	46.495	117.9	1:16.177	114.1	27.545	114.9	2:30.217	87.72	0.652	10:12:45.157
7 -	46.232	116.9	1:16.696	111.8	27.138	115.5	2:30.066 (3)	87.81	0.501	10:15:15.223
8 -	46.765	117.1	1:17.023	111.8	27.164	116.9	2:30.952	87.29	1.387	10:17:46.175
9 -	46.104	119.6	1:16.327	113.9	27.234	115.3	2:29.665 (2)	88.04	0.100	10:20:15.840

Silverstone GP

Circuit Length = 3.6605 miles

Start: 09:57 Flag 10:19 End: 10:21

Weather / Track : Bright / Dry

APR Volkswagen Racing Cup

RACE 1 - ROUND 5 - SECTOR ANALYSIS

SECTOR 1 = FL to I1, SECTOR 2 = I1 to I2, SECTOR 3 = I2 to FL, DIFF = Difference To Personal Best Lap

P16 52		Alex DZIURZYNSKI			Corrado					
LAP	SECTOR 1		SECTOR 2		SECTOR 3		LAP TIME	MPH	DIFF	TIME OF DAY
1 -		117.9	1:20.040	116.7	27.715	118.3	2:47.911	78.48	18.028	10:00:06.296
2 -	48.236	122.9	1:17.975	113.9	27.190	115.1	2:33.401	85.90	3.518	10:02:39.697
3 -	46.776	115.7	1:17.087	114.1	27.489	115.9	2:31.352 (2)	87.06	1.469	10:05:11.049
4 -	46.286	120.0	1:18.141	115.9	27.842	118.1	2:32.269	86.54	2.386	10:07:43.318
5 -	46.495	122.0	1:18.717	115.7	27.322	117.3	2:32.534	86.39	2.651	10:10:15.852
6 -	45.921	122.4	1:16.568	115.7	27.394	118.1	2:29.883 (1)	87.92		10:12:45.735
7 -	46.827	120.6	1:17.706	113.3	27.636	115.5	2:32.169	86.59	2.286	10:15:17.904
8 -	46.215	119.6	1:17.216	113.3	27.962	115.3	2:31.393 (3)	87.04	1.510	10:17:49.297
9 -	46.472	119.6	1:18.307	112.7	28.433	114.1	2:33.212	86.01	3.329	10:20:22.509

P17 32		Kieran GRIFFIN			Scirocco R					
LAP	SECTOR 1		SECTOR 2		SECTOR 3		LAP TIME	MPH	DIFF	TIME OF DAY
1 -		119.1	1:19.530	114.3	27.697	118.3	2:41.208	81.74	11.410	09:59:59.593
2 -	46.380	120.9	1:16.695	114.5	27.697	118.5	2:30.772 (2)	87.40	0.974	10:02:30.365
3 -	46.471	121.7	1:18.298	113.7	27.355	119.2	2:32.124	86.62	2.326	10:05:02.489
4 -	46.016	119.6	1:19.876	112.7	27.892	115.9	2:33.784	85.69	3.986	10:07:36.273
5 -	46.277	120.6	1:37.000	114.5	27.763	117.1	2:51.040	77.04	21.242	10:10:27.313
6 -	45.739	120.2	1:16.310	117.5	28.869	113.7	2:30.918	87.31	1.120	10:12:58.231
7 -	47.034	116.7	1:17.459	111.4	27.245	116.5	2:31.738	86.84	1.940	10:15:29.969
8 -	45.823	122.9	1:16.642	114.9	27.333	113.3	2:29.798 (1)	87.97		10:17:59.767
9 -	46.128	118.1	1:17.081	114.5	27.601	115.7	2:30.810 (3)	87.38	1.012	10:20:30.577

P18 40		Simon TOMLINSON			Golf GTI					
LAP	SECTOR 1		SECTOR 2		SECTOR 3		LAP TIME	MPH	DIFF	TIME OF DAY
1 -		119.8	1:20.645	111.2	28.230	117.9	2:46.590	79.10	14.532	10:00:04.975
2 -	48.348	120.0	1:19.604	115.1	27.606	116.5	2:35.558	84.71	3.500	10:02:40.533
3 -	47.600	119.8	1:18.792	115.3	27.617	118.7	2:34.009	85.56	1.951	10:05:14.542
4 -	47.050	119.8	1:18.974	113.7	28.111	117.5	2:34.135	85.49	2.077	10:07:48.677
5 -	47.153	123.3	1:19.199	114.5	27.690	116.1	2:34.042	85.54	1.984	10:10:22.719
6 -	46.922	120.6	1:18.882	115.9	27.176	118.5	2:32.980 (3)	86.14	0.922	10:12:55.699
7 -	47.665	119.6	1:18.003	115.5	27.424	118.7	2:33.092	86.07	1.034	10:15:28.791
8 -	46.704	121.5	1:18.086	115.1	27.268	119.4	2:32.058 (1)	86.66		10:18:00.849
9 -	46.855	120.4	1:18.021	114.9	27.793	115.9	2:32.669 (2)	86.31	0.611	10:20:33.518

P19 44		Robin RILEY			Scirocco R					
LAP	SECTOR 1		SECTOR 2		SECTOR 3		LAP TIME	MPH	DIFF	TIME OF DAY
1 -		114.9	1:22.073	116.5	27.678	119.6	2:49.917	77.55	19.648	10:00:08.302
2 -	47.897	124.7	1:20.050	114.1	27.603	119.2	2:35.550	84.71	5.281	10:02:43.852
3 -	48.974	118.7	1:18.752	115.3	27.647	118.7	2:35.373	84.81	5.104	10:05:19.225
4 -	46.657	121.3	1:16.537	116.1	27.075	120.2	2:30.269 (1)	87.69		10:07:49.494
5 -	46.487	123.8	1:19.897	113.9	27.273	120.4	2:33.657	85.76	3.388	10:10:23.151
6 -	46.594	123.3	1:18.321	114.3	27.386	118.3	2:32.301 (3)	86.52	2.032	10:12:55.452
7 -	47.966	123.5	1:17.091	114.7	27.400	118.5	2:32.457	86.43	2.188	10:15:27.909
8 -	46.443	118.5	1:17.139	114.1	27.588	118.1	2:31.170 (2)	87.17	0.901	10:17:59.079
9 -	51.101	118.1	1:18.365	114.5	27.859	117.5	2:37.325	83.76	7.056	10:20:36.404

P20 24		Philip MORRIS			Golf GTI					
LAP	SECTOR 1		SECTOR 2		SECTOR 3		LAP TIME	MPH	DIFF	TIME OF DAY
1 -		119.6	1:20.148	114.1	28.038	118.7	2:46.917	78.94	14.326	10:00:05.302
2 -	48.872	121.1	1:19.297	116.5	27.913	119.6	2:36.082	84.42	3.491	10:02:41.384
3 -	47.685	123.3	1:18.769	117.1	27.661	119.2	2:34.115	85.50	1.524	10:05:15.499
4 -	47.309	122.0	1:17.864	115.1	27.536	117.9	2:32.709 (2)	86.29	0.118	10:07:48.208
5 -	47.331	121.3	1:20.145	117.1	28.232	120.0	2:35.708	84.63	3.117	10:10:23.916
6 -	47.230	121.7	1:17.849	115.1	28.494	115.7	2:33.573	85.80	0.982	10:12:57.489
7 -	47.471	120.6	1:19.068	115.7	27.763	118.3	2:34.302	85.40	1.711	10:15:31.791
8 -	47.285	120.4	1:17.882	114.1	27.570	118.1	2:32.737 (3)	86.27	0.146	10:18:04.528
9 -	46.938	120.6	1:17.557	116.5	28.096	118.3	2:32.591 (1)	86.36		10:20:37.119

Weather / Track : Bright / Dry

Silverstone GP

Circuit Length = 3.6605 miles

Start: 09:57 Flag 10:19 End: 10:21

APR Volkswagen Racing Cup

RACE 1 - ROUND 5 - SECTOR ANALYSIS

SECTOR 1 = FL to I1, SECTOR 2 = I1 to I2, SECTOR 3 = I2 to FL, DIFF = Difference To Personal Best Lap

P21 69		Mark CLYNES		Golf GTI						
LAP	SECTOR 1		SECTOR 2		SECTOR 3		LAP TIME	MPH	DIFF	TIME OF DAY
1 -		114.9	1:21.879	113.5	28.072	117.9	2:50.271	77.39	16.917	10:00:08.656
2 -	48.259	121.3	1:19.952	111.4	27.307	118.3	2:35.518	84.73	2.164	10:02:44.174
3 -	48.831	118.3	1:19.664	113.3	27.548	116.7	2:36.043	84.44	2.689	10:05:20.217
4 -	47.675	121.5	1:19.335	113.5	27.271	118.5	2:34.281	85.41	0.927	10:07:54.498
5 -	48.130	120.4	1:18.726	114.5	27.369	117.1	2:34.225 (3)	85.44	0.871	10:10:28.723
6 -	47.666	119.8	1:18.687	113.1	27.001	118.3	2:33.354 (1)	85.93		10:13:02.077
7 -	48.400	120.4	1:18.647	114.3	27.316	114.7	2:34.363	85.36	1.009	10:15:36.440
8 -	47.835	118.5	1:19.285	111.4	27.238	115.5	2:34.358	85.37	1.004	10:18:10.798
9 -	47.496	118.1	1:18.905	111.2	27.314	116.5	2:33.715 (2)	85.72	0.361	10:20:44.513

P22 96		Cameron THOMPSON		Golf GTI						
LAP	SECTOR 1		SECTOR 2		SECTOR 3		LAP TIME	MPH	DIFF	TIME OF DAY
1 -		117.7	1:21.973	115.9	28.151	118.7	2:49.748	77.63	16.413	10:00:08.133
2 -	47.788	122.4	1:19.649	115.3	27.891	118.5	2:35.328	84.83	1.993	10:02:43.461
3 -	48.957	117.9	1:19.110	114.7	28.129	118.3	2:36.196	84.36	2.861	10:05:19.657
4 -	47.557	119.4	1:19.411	113.3	27.515	116.7	2:34.483	85.30	1.148	10:07:54.140
5 -	47.876	118.5	1:19.055	114.7	27.427	119.0	2:34.358 (3)	85.37	1.023	10:10:28.498
6 -	47.248	119.1	1:18.248	113.5	27.839	117.3	2:33.335 (1)	85.94		10:13:01.833
7 -	48.526	118.1	1:18.417	113.3	27.455	116.7	2:34.398	85.34	1.063	10:15:36.231
8 -	48.354	120.6	1:19.357	114.9	27.407	117.9	2:35.118	84.95	1.783	10:18:11.349
9 -	47.674	118.9	1:18.503	116.1	27.444	118.1	2:33.621 (2)	85.78	0.286	10:20:44.970

P23 65		Craig MILNER		Golf GTI						
LAP	SECTOR 1		SECTOR 2		SECTOR 3		LAP TIME	MPH	DIFF	TIME OF DAY
1 -		120.2	1:20.514	117.1	27.864	119.2	2:47.475	78.68	12.375	10:00:05.860
2 -	49.644	123.5	1:21.173	114.9	28.291	118.7	2:39.108	82.82	4.008	10:02:44.968
3 -	48.122	121.1	1:21.305	117.1	27.981	116.3	2:37.408	83.71	2.308	10:05:22.376
4 -	48.066	121.7	1:20.147	112.5	28.012	116.7	2:36.225	84.35	1.125	10:07:58.601
5 -	48.625	119.6	1:19.356	113.3	27.926	117.9	2:35.907	84.52	0.807	10:10:34.508
6 -	47.696	120.6	1:19.382	110.9	28.220	117.3	2:35.298 (2)	84.85	0.198	10:13:09.806
7 -	48.027	120.6	1:19.674	110.7	28.210	117.1	2:35.911	84.52	0.811	10:15:45.717
8 -	47.647	120.0	1:19.775	109.4	28.479	117.9	2:35.901 (3)	84.52	0.801	10:18:21.618
9 -	47.822	121.3	1:18.941	111.6	28.337	116.7	2:35.100 (1)	84.96		10:20:56.718

P24 31		Paul DEHADRAY		Golf GTI						
LAP	SECTOR 1		SECTOR 2		SECTOR 3		LAP TIME	MPH	DIFF	TIME OF DAY
1 -		113.9	1:30.645	110.7	28.724	115.9	3:09.001	69.72	31.026	10:00:27.386
2 -	49.811	118.3	1:22.459	113.9	28.335	116.7	2:40.605	82.05	2.630	10:03:07.991
3 -	48.976	117.3	1:21.547	113.7	28.253	117.1	2:38.776 (2)	82.99	0.801	10:05:46.767
4 -	48.228	120.4	1:21.340	112.5	28.407	116.7	2:37.975 (1)	83.41		10:08:24.742
5 -	48.955	119.6	1:21.198	112.5	28.653	116.9	2:38.806 (3)	82.98	0.831	10:11:03.548
6 -	49.484	117.9	1:21.282	113.3	28.633	116.5	2:39.399	82.67	1.424	10:13:42.947
7 -	49.356	118.3	1:22.258	113.3	28.768	112.9	2:40.382	82.16	2.407	10:16:23.329
8 -	49.797	117.7	1:21.712	113.1	28.642	114.3	2:40.151	82.28	2.176	10:19:03.480
9 -	50.503	119.4	1:22.351	112.5	28.817	111.4	2:41.671	81.50	3.696	10:21:45.151

P25 55		Ash SHUTTLEWOOD		Golf GTI						
LAP	SECTOR 1		SECTOR 2		SECTOR 3		LAP TIME	MPH	DIFF	TIME OF DAY
1 -		112.5	1:24.018	109.2	28.981	111.8	2:54.389	75.56	16.494	10:00:12.774
2 -	48.965	115.1	1:25.792	104.3	28.709	112.9	2:43.466 (2)	80.61	5.571	10:02:56.240
3 -	49.101	115.1	1:31.178	107.7	28.743	113.3	2:49.022	77.96	11.127	10:05:45.262
4 -	49.305	115.7	1:29.396	107.7	28.196	112.9	2:46.897 (3)	78.95	9.002	10:08:32.159
5 -	48.181	117.7	1:21.707	108.7	28.007	115.1	2:37.895 (1)	83.45		10:11:10.054
6 -	58.524	110.3	1:27.065	108.0	28.415	112.6	2:54.004	75.73	16.109	10:14:04.058
7 -	1:00.210	109.1	1:30.887	86.0	30.259	108.0	3:01.356	72.66	23.461	10:17:05.414
8 -	50.223	114.7	1:28.089	86.3	31.215	109.4	2:49.527	77.73	11.632	10:19:54.941

Weather / Track : Bright / Dry

Silverstone GP

Circuit Length = 3.6605 miles

Start: 09:57 Flag 10:19 End: 10:21

APR Volkswagen Racing Cup

RACE 1 - ROUND 5 - SECTOR ANALYSIS

SECTOR 1 = FL to I1, SECTOR 2 = I1 to I2, SECTOR 3 = I2 to FL, DIFF = Difference To Personal Best Lap

P26	12	Tony HARBERMAN			Beetle RSI					
LAP		SECTOR 1	SECTOR 2	SECTOR 3	LAP TIME	MPH	DIFF	TIME OF DAY		
1 -		124.0	1:18.866	115.5	27.471	115.3	2:40.130	82.29	8.841	09:59:58.515
2 -	45.951	123.3	1:17.348	107.7	27.990	116.9	2:31.289 (1)	87.10		10:02:29.804
3 -	46.606	123.1	1:18.555	112.9	27.232	115.9	2:32.393 (2)	86.47	1.104	10:05:02.197
4 -	46.274	121.5	1:20.042	111.1	27.490	117.1	2:33.806 (3)	85.67	2.517	10:07:36.003
5 -	46.699	122.6	1:21.325	112.7	27.424	115.1	2:35.448	84.77	4.159	10:10:11.451
6 -	47.555	120.2	1:18.280	112.4	28.087	114.1	2:33.922	85.61	2.633	10:12:45.373

P27	17	Dominic PETTIT			Golf GTI					
LAP		SECTOR 1	SECTOR 2	SECTOR 3	LAP TIME	MPH	DIFF	TIME OF DAY		
1 -		118.9	1:20.694	116.7	27.931	118.3	2:48.356 (2)	78.27	13.178	10:00:06.741
2 -	48.134	122.6	1:18.914	116.1	28.130	117.7	2:35.178 (1)	84.92		10:02:41.919
3 -	46.808	119.1	1:24.525	68.8	IN PIT		2:50.423 P	77.32	15.245	10:05:32.342

P28	77	David SUTTON			Golf GTI					
LAP		SECTOR 1	SECTOR 2	SECTOR 3	LAP TIME	MPH	DIFF	TIME OF DAY		
1 -		94.1	1:28.251	77.4	IN PIT		3:04.466 P	71.43		10:00:22.851
2 -	OUTLAP	87.6	1:47.392	84.4	IN PIT		6:21.720 P	34.52		10:06:44.571
3 -	OUTLAP	87.8	1:50.787	78.3	IN PIT		9:40.748 P	22.69		10:16:25.319

APR Volkswagen Racing Cup

RACE 1 - ROUND 5 - BEST SECTORS

SECTOR 1			SECTOR 2			SECTOR 3			IDEAL / BEST COMPARISON						
POS	NO	NAME	TIME	NO	NAME	TIME	NO	NAME	TIME	POS	NO	NAME	IDEAL	BEST	DIFF
1	4	LINES	44.769	11	HOUSE	1:14.675	30	DEPPER	26.594						
2	15	WYLIE	44.873	8	MASON	1:14.702	81	GILBERT	26.671	1	11	HOUSE	2:26.321	2:26.321	0.000
3	11	HOUSE	44.973	30	DEPPER	1:15.096	11	HOUSE	26.673	2	8	MASON	2:26.515	2:26.808	0.293
4	8	MASON	45.008	15	WYLIE	1:15.138	14	CAYGILL	26.710	3	30	DEPPER	2:26.821	2:27.318	0.497
5	81	GILBERT	45.035	81	GILBERT	1:15.419	5	LEVETT	26.718	4	15	WYLIE	2:26.868	2:26.954	0.086
6	30	DEPPER	45.131	4	LINES	1:15.431	4	LINES	26.742	5	4	LINES	2:26.942	2:27.154	0.212
7	99	WALKER-TULLY	45.494	21	WILMOT	1:15.898	19	FAIRBROTHER	26.742	6	81	GILBERT	2:27.125	2:27.419	0.294
8	9	WYHINNY	45.513	5	LEVETT	1:15.979	8	MASON	26.805	7	5	LEVETT	2:28.262	2:28.403	0.141
9	14	CAYGILL	45.533	14	CAYGILL	1:16.176	21	WILMOT	26.810	8	14	CAYGILL	2:28.419	2:28.589	0.170
10	5	LEVETT	45.565	19	FAIRBROTHER	1:16.177	15	WYLIE	26.857	9	21	WILMOT	2:28.512	2:29.440	0.928
11	47	BARLEY	45.658	32	GRIFFIN	1:16.310	99	WALKER-TULLY	26.998	10	99	WALKER-TULLY	2:28.854	2:29.071	0.217
12	32	GRIFFIN	45.739	99	WALKER-TULLY	1:16.362	69	CLYNES	27.001	11	19	FAIRBROTHER	2:29.023	2:29.565	0.542
13	21	WILMOT	45.804	47	BARLEY	1:16.459	47	BARLEY	27.072	12	47	BARLEY	2:29.189	2:29.877	0.688
14	52	DZIURZYNSKI	45.921	44	RILEY	1:16.537	44	RILEY	27.075	13	32	GRIFFIN	2:29.294	2:29.798	0.504
15	12	HARBERMAN	45.951	52	DZIURZYNSKI	1:16.568	40	TOMLINSON	27.176	14	9	WYHINNY	2:29.303	2:29.738	0.435
16	43	DZIURZYNSKI	46.066	9	WYHINNY	1:16.610	9	WYHINNY	27.180	15	52	DZIURZYNSKI	2:29.679	2:29.883	0.204
17	19	FAIRBROTHER	46.104	43	DZIURZYNSKI	1:16.717	52	DZIURZYNSKI	27.190	16	44	RILEY	2:30.055	2:30.269	0.214
18	44	RILEY	46.443	12	HARBERMAN	1:17.348	12	HARBERMAN	27.232	17	43	DZIURZYNSKI	2:30.056	2:30.236	0.180
19	40	TOMLINSON	46.704	24	MORRIS	1:17.557	32	GRIFFIN	27.245	18	12	HARBERMAN	2:30.531	2:31.289	0.758
20	17	PETTIT	46.808	40	TOMLINSON	1:18.003	43	DZIURZYNSKI	27.273	19	40	TOMLINSON	2:31.883	2:32.058	0.175
21	24	MORRIS	46.938	96	THOMPSON	1:18.248	96	THOMPSON	27.407	20	24	MORRIS	2:32.031	2:32.591	0.560
22	96	THOMPSON	47.248	69	CLYNES	1:18.647	24	MORRIS	27.536	21	96	THOMPSON	2:32.903	2:33.335	0.432
23	69	CLYNES	47.496	17	PETTIT	1:18.914	65	MILNER	27.864	22	69	CLYNES	2:33.144	2:33.354	0.210
24	65	MILNER	47.647	65	MILNER	1:18.941	17	PETTIT	27.931	23	17	PETTIT	2:33.653	2:35.178	1.525
25	55	SHUTTLEWOOD	48.181	31	DEHADRAY	1:21.198	55	SHUTTLEWOOD	28.007	24	65	MILNER	2:34.452	2:35.100	0.648
26	31	DEHADRAY	48.228	55	SHUTTLEWOOD	1:21.707	31	DEHADRAY	28.253	25	31	DEHADRAY	2:37.679	2:37.975	0.296
27				77	SUTTON	1:28.251				26	55	SHUTTLEWOOD	2:37.895	2:37.895	0.000
28										27	13	FULBROOK		2:27.444	
										28	77	SUTTON			

Weather / Track : Bright / Dry

Results can be found at www.tsl-timing.com

Silverstone GP

Circuit Length = 3.6605 miles

Start: 09:57 Flag 10:19 End: 10:21

Printed - 10:24 Sunday, 26 May 2013

APR Volkswagen Racing Cup

RACE 1 - ROUND 5 - BEST SPEEDS

POS	SECTOR 1			SECTOR 2			FINISH LINE		
	NO	NAME	MPH	NO	NAME	MPH	NO	NAME	MPH
1	15	Ross WYLIE	126.1	15	Ross WYLIE	117.5	14	Josh CAYGILL	121.3
2	44	Robin RILEY	124.7	32	Kieran GRIFFIN	117.5	15	Ross WYLIE	120.4
3	47	Tom BARLEY	124.2	24	Philip MORRIS	117.1	44	Robin RILEY	120.4
4	12	Tony HARBERMAN	124.0	30	Martin DEPPER	117.1	81	Henry GILBERT	120.4
5	30	Martin DEPPER	124.0	65	Craig MILNER	117.1	24	Philip MORRIS	120.0
6	81	Henry GILBERT	123.8	17	Dominic PETTIT	116.7	5	Chris LEVETT	119.8
7	4	Stewart LINES	123.5	52	Alex DZIURZYNSKI	116.7	30	Martin DEPPER	119.8
8	65	Craig MILNER	123.5	81	Henry GILBERT	116.7	40	Simon TOMLINSON	119.4
9	24	Philip MORRIS	123.3	4	Stewart LINES	116.5	32	Kieran GRIFFIN	119.2
10	40	Simon TOMLINSON	123.3	44	Robin RILEY	116.5	65	Craig MILNER	119.2
11	13	Joe FULBROOK	123.1	5	Chris LEVETT	116.3	96	Cameron THOMPSON	119.0
12	32	Kieran GRIFFIN	122.9	9	Peter WYHINNY	116.1	99	Jack WALKER-TULLY	118.7
13	52	Alex DZIURZYNSKI	122.9	96	Cameron THOMPSON	116.1	69	Mark CLYNES	118.5
14	99	Jack WALKER-TULLY	122.6	14	Josh CAYGILL	115.9	17	Dominic PETTIT	118.3
15	8	Aaron MASON	122.6	21	Andy WILMOT	115.9	52	Alex DZIURZYNSKI	118.3
16	11	Philip HOUSE	122.6	40	Simon TOMLINSON	115.9	11	Philip HOUSE	118.1
17	17	Dominic PETTIT	122.6	47	Tom BARLEY	115.7	47	Tom BARLEY	118.1
18	96	Cameron THOMPSON	122.4	99	Jack WALKER-TULLY	115.5	4	Stewart LINES	117.5
19	21	Andy WILMOT	122.2	12	Tony HARBERMAN	115.5	19	David FAIRBROTHER	117.5
20	9	Peter WYHINNY	122.0	11	Philip HOUSE	114.9	21	Andy WILMOT	117.5
21	5	Chris LEVETT	121.7	8	Aaron MASON	114.7	9	Peter WYHINNY	117.3
22	14	Josh CAYGILL	121.5	69	Mark CLYNES	114.5	12	Tony HARBERMAN	117.1
23	69	Mark CLYNES	121.5	19	David FAIRBROTHER	114.3	31	Paul DEHADRAY	117.1
24	19	David FAIRBROTHER	121.1	31	Paul DEHADRAY	113.9	8	Aaron MASON	116.7
25	31	Paul DEHADRAY	120.4	43	Didge DZIURZYNSKI	113.7	43	Didge DZIURZYNSKI	115.1
26	43	Didge DZIURZYNSKI	118.5	55	Ash SHUTTLEWOOD	109.2	55	Ash SHUTTLEWOOD	115.1
27	55	Ash SHUTTLEWOOD	117.7	77	David SUTTON	84.4			
28	77	David SUTTON	94.1						

Weather / Track : Bright / Dry

Results can be found at www.tsl-timing.com

Silverstone GP

Circuit Length = 3.6605 miles

Start: 09:57 Flag 10:19 End: 10:21

Printed - 10:25 Sunday, 26 May 2013

APR Volkswagen Racing Cup

RACE 1 - ROUND 5 - POSITION CHART

No	Name	Lap										
		Pos	1	2	3	4	5	6	7	8	9	
11	HOUSE	1	8	8	8	8	8	8	8	8	8	8
8	MASON	2	11	11	11	11	11	11	11	11	11	11
30	DEPPER	3	15	30	15	15	15	15	15	15	15	15
81	GILBERT	4	30	15	30	30	30	81	81	13	13	
15	WYLIE	5	81	4	4	4	4	30	13	4	4	
13	FULBROOK	6	4	81	81	81	81	13	4	81	30	
4	LINES	7	13	13	13	13	13	4	30	30	81	
5	LEVETT	8	9	9	5	5	5	5	5	5	5	
19	FAIRBROTHER	9	19	19	14	14	14	14	14	14	14	
9	WYHINNY	10	5	5	9	9	9	9	9	9	9	
32	GRIFFIN	11	14	14	21	21	21	21	21	21	21	
14	CAYGILL	12	12	47	12	47	47	47	99	99	99	
21	WILMOT	13	47	12	32	99	99	99	47	47	47	
47	BARLEY	14	32	21	47	12	43	43	43	43	43	
40	TOMLINSON	15	21	32	99	32	12	19	19	19	19	
12	HARBERMAN	16	99	99	43	43	19	12	52	52	52	
52	DZIURZYNSKI	17	43	43	52	19	52	52	44	44	32	
99	WALKER-TULLY	18	40	52	19	52	40	44	40	32	40	
44	RILEY	19	24	40	40	24	44	40	32	40	44	
77	SUTTON	20	65	24	24	40	24	24	24	24	24	
31	DEHADRAY	21	52	17	44	44	32	32	96	69	69	
24	MORRIS	22	17	96	96	96	96	96	69	96	96	
43	DZIURZYNSKI	23	96	44	69	69	69	69	65	65	65	
65	MILNER	24	44	69	65	65	65	65	31	31	31	
69	CLYNES	25	69	65	17	31	31	31	55	55		
96	THOMPSON	26	55	55	55	55	55					
17	PETTIT	27	77	31	31							
55	SHUTTLEWOOD	28	31	77	77							

Weather / Track : Bright / Dry

Results can be found at www.tsl-timing.com

Silverstone GP
 Circuit Length = 3.6605 miles
 Start: 09:57 Flag 10:19 End: 10:21


Printed - 10:27 Sunday, 26 May 2013

APR Volkswagen Racing Cup

RACE 2 - ROUND 6 - GRID - AMENDED

ROW 14	28 77 David SUTTON	27 17 Dominic PETTIT
ROW 13	26 12 Tony HARBERMAN	25 55 Ash SHUTTLEWOOD
ROW 12	24 31 Paul DEHADRAY	23 65 Craig MILNER
ROW 11	22 96 Cameron THOMPSON	21 69 Mark CLYNES
ROW 10	20 24 Philip MORRIS	19 44 Robin RILEY
ROW 9	18 40 Simon TOMLINSON	17 32 Kieran GRIFFIN
ROW 8	16 52 Alex DZIURZYNSKI	15 19 David FAIRBROTHER
ROW 7	14 43 Didge DZIURZYNSKI	13 47 Tom BARLEY
ROW 6	12 99 Jack WALKER-TULLY	11 21 Andy WILMOT
ROW 5	10 9 Peter WYHINNY	9 14 Josh CAYGILL
ROW 4	8 5 Chris LEVETT	7 4 Stewart LINES
ROW 3	6 8 Aaron MASON	5 11 Philip HOUSE
ROW 2	4 15 Ross WYLIE	3 13 Joe FULBROOK
ROW 1	2 30 Martin DEPPER	1 81 Henry GILBERT

Pole



Silverstone GP
Circuit Length = 3.6605 miles

These results are provisional until the conclusion of any judicial and technical matters.

Clerk Of Course :

Timekeeper :

APR Volkswagen Racing Cup

RACE 2 - ROUND 6 - CLASSIFICATION

POS	NO	NAME	ENTRY	LAPS	TIME	GAP	DIFF	MPH	BEST	ON
1	8	Aaron MASON	Scirocco R	8	19:53.474			88.33	2:27.494	7
2	4	Stewart LINES	Scirocco R	8	19:54.510	1.036	1.036	88.25	2:27.768	8
3	30	Martin DEPPE	Scirocco R	8	19:55.160	1.686	0.650	88.20	2:27.898	7
4	11	Philip HOUSE	Scirocco R	8	19:57.386	3.912	2.226	88.04	2:27.799	7
5	13	Joe FULBROOK	Golf GTI	8	19:59.398	5.924	2.012	87.89	2:28.129	5
6	5	Chris LEVETT	Scirocco R	8	20:00.316	6.842	0.918	87.82	2:28.157	5
7	81	Henry GILBERT	Golf GTI	8	20:01.071	7.597	0.755	87.77	2:28.733	2
8	99	Jack WALKER-TULLY	Golf GTI	8	20:01.458	7.984	0.387	87.74	2:28.233	5
9	15	Ross WYLIE	Scirocco R	8	20:02.428	8.954	0.970	87.67	2:28.648	5
10	21	Andy WILMOT	Golf GTI	8	20:11.576	18.102	9.148	87.01	2:29.016	4
11	77	David SUTTON	Golf GTI	8	20:11.725	18.251	0.149	87.00	2:29.222	2
12	17	Dominic PETTIT	Golf GTI	8	20:12.766	19.292	1.041	86.92	2:29.073	6
13	14	Josh CAYGILL	Golf GTI	8	20:13.000	19.526	0.234	86.91	2:29.908	4
14	9	Peter WYHINNY	SEAT Leon Cupra	8	20:15.160	21.686	2.160	86.75	2:29.937	4
15	32	Kieran GRIFFIN	Scirocco R	8	20:24.468	30.994	9.308	86.09	2:30.828	2
16	43	Didge DZIURZYNSKI	Golf GTI	8	20:25.124	31.650	0.656	86.05	2:31.686	8
17	52	Alex DZIURZYNSKI	Corrado	8	20:27.496	34.022	2.372	85.88	2:31.657	7
18	19	David FAIRBROTHER	Scirocco R	8	20:27.963	34.489	0.467	85.85	2:31.650	4
19	44	Robin RILEY	Scirocco R	8	20:38.294	44.820	10.331	85.13	2:31.693	4
20	96	Cameron THOMPSON	Golf GTI	8	20:39.571	46.097	1.277	85.04	2:32.766	4
21	40	Simon TOMLINSON	Golf GTI	8	20:40.155	46.681	0.584	85.00	2:31.586	5
22	24	Philip MORRIS	Golf GTI	8	20:40.941	47.467	0.786	84.95	2:32.720	7
23	31	Paul DEHADRAY	Golf GTI	8	21:20.574	1:27.100	39.633	82.32	2:37.735	2

NOT CLASSIFIED

DNF	12	Tony HARBERMAN	Beetle RSI	5	13:35.300	3 Laps	3 Laps	80.81	2:33.766	4
DNF	65	Craig MILNER	Golf GTI	4	11:18.469	4 Laps	1 Lap	77.69	2:34.075	3
DNF	55	Ash SHUTTLEWOOD	Golf GTI	4	14:09.046	4 Laps	2:50.577	62.08	3:03.296	1
DNF	47	Tom BARLEY	Golf GTI	1	2:37.867	7 Laps	3 Laps	83.47	2:37.867	1

FASTEST LAP

8	Aaron MASON	Scirocco R	7	2:27.494	89.34 mph	143.78 kph
---	-------------	------------	---	----------	-----------	------------

Weather / Track : Bright / Dry

These results are provisional until the conclusion of any judicial and technical matters.

Silverstone GP

Circuit Length = 3.6605 miles

Start: 16:21 Flag 16:41 End: 16:43

Clerk Of Course :	Timekeeper :
-------------------	--------------

APR Volkswagen Racing Cup

RACE 2 - ROUND 6 - LAP CHART

LAP 1			LAP 2			LAP 3			LAP 4			LAP 5		
NO	BEHIND	LAP TIME	NO	BEHIND	LAP TIME	NO	BEHIND	LAP TIME	NO	BEHIND	LAP TIME	NO	BEHIND	LAP TIME
30		2:33.397	30		2:29.396	8		2:29.476	8		2:28.576	8		2:28.011
4	1.105	2:34.502	4	0.177	2:28.468	4	0.180	2:30.285	4	0.413	2:28.809	4	0.340	2:27.938
81	1.286	2:34.683	81	0.623	2:28.733	30	0.615	2:30.897	30	1.161	2:29.122	30	1.470	2:28.320
8	1.917	2:35.314	8	0.806	2:28.285	81	0.948	2:30.607	81	1.384	2:29.012	81	2.248	2:28.875
11	2.114	2:35.511	11	1.538	2:28.820	11	1.216	2:29.960	11	2.033	2:29.393	11	2.678	2:28.656
15	2.632	2:36.029	15	2.162	2:28.926	15	1.705	2:29.825	13	3.039	2:29.169	13	3.157	2:28.129
99	2.918	2:36.315	13	3.812	2:30.023	13	2.446	2:28.916	5	3.450	2:29.403	5	3.596	2:28.157
5	3.059	2:36.456	5	4.183	2:30.520	5	2.623	2:28.722	99	3.930	2:29.188	99	4.152	2:28.233
13	3.185	2:36.582	99	4.605	2:31.083	99	3.318	2:28.995	15	4.594	2:31.465	15	5.231	2:28.648
9	3.793	2:37.190	9	5.227	2:30.830	9	5.349	2:30.404	9	6.710	2:29.937	9	8.913	2:30.214
47	4.470	2:37.867	14	6.245	2:30.578	14	5.885	2:29.922	14	7.217	2:29.908	21	10.102	2:29.413
14	5.063	2:38.460	77	8.040	2:29.222	77	7.370	2:29.612	21	8.700	2:29.016	14	10.110	2:30.904
43	5.598	2:38.995	21	8.683	2:32.223	21	8.260	2:29.859	77	9.732	2:30.938	77	11.055	2:29.334
21	5.856	2:39.253	43	9.442	2:33.240	32	10.910	2:31.124	17	13.601	2:29.801	17	14.922	2:29.332
52	6.394	2:39.791	52	9.844	2:32.846	43	10.924	2:31.764	43	14.843	2:32.495	43	18.857	2:32.025
19	6.754	2:40.151	32	10.068	2:30.828	17	12.376	2:32.050	32	15.000	2:32.666	32	19.028	2:32.039
77	8.214	2:41.611	17	10.608	2:29.837	52	12.414	2:32.852	52	15.768	2:31.930	19	20.329	2:32.413
32	8.636	2:42.033	19	11.105	2:33.747	19	12.853	2:32.030	19	15.927	2:31.650	52	20.359	2:32.602
24	9.978	2:43.375	96	15.657	2:34.520	96	18.200	2:32.825	96	22.390	2:32.766	96	27.731	2:33.352
17	10.167	2:43.564	24	17.238	2:36.656	44	19.525	2:32.444	44	22.642	2:31.693	44	27.888	2:33.257
96	10.533	2:43.930	44	17.363	2:34.321	24	22.281	2:35.325	24	27.492	2:33.787	24	32.732	2:33.251
44	12.438	2:45.835	65	19.220	2:34.416	65	23.013	2:34.075	40	29.552	2:33.886	40	33.127	2:31.586
40	13.596	2:46.993	40	20.821	2:36.621	40	24.242	2:33.703	12	30.245	2:33.766	31	53.940	2:38.878
65	14.200	2:47.597	12	21.430	2:35.086	12	25.055	2:33.907	31	43.073	2:38.013	12	1:05.638	3:03.404 P
12	15.740	2:49.137	31	24.982	2:37.735	31	33.636	2:38.936	65	1:16.818	3:22.381 P	55	1 Lap	4:17.746
31	16.643	2:50.040	55	1:37.610	3:37.107	55	2:18.225	3:10.897 P						
55	29.899	3:03.296												

Weather / Track : Bright / Dry

Silverstone GP

Circuit Length = 3.6605 miles

Start: 16:21 Flag 16:41 End: 16:43

APR Volkswagen Racing Cup

RACE 2 - ROUND 6 - LAP CHART

LAP 6			LAP 7			LAP 8		
NO	BEHIND	LAP TIME	NO	BEHIND	LAP TIME	NO	BEHIND	LAP TIME
8		2:28.259	8		2:27.494	8		2:28.059
4	0.597	2:28.516	4	1.327	2:28.224	4	1.036	2:27.768
30	1.267	2:28.056	30	1.671	2:27.898	30	1.686	2:28.074
11	3.359	2:28.940	11	3.664	2:27.799	11	3.912	2:28.307
81	3.569	2:29.580	13	5.233	2:28.745	13	5.924	2:28.750
13	3.982	2:29.084	81	6.130	2:30.055	5	6.842	2:28.302
5	4.265	2:28.928	5	6.599	2:29.828	81	7.597	2:29.526
99	4.786	2:28.893	99	7.147	2:29.855	99	7.984	2:28.896
15	5.815	2:28.843	15	8.126	2:29.805	15	8.954	2:28.887
9	11.355	2:30.701	9	14.575	2:30.714	21	18.102	2:31.415
21	11.882	2:30.039	21	14.746	2:30.358	77	18.251	2:30.961
14	12.500	2:30.649	14	15.007	2:30.001	17	19.292	2:30.024
77	12.741	2:29.945	77	15.349	2:30.102	14	19.526	2:32.578
17	15.736	2:29.073	17	17.327	2:29.085	9	21.686	2:35.170
43	23.315	2:32.717	32	27.331	2:31.387	32	30.994	2:31.722
32	23.438	2:32.669	43	28.023	2:32.202	43	31.650	2:31.686
19	24.573	2:32.503	52	28.782	2:31.657	52	34.022	2:33.299
52	24.619	2:32.519	19	29.010	2:31.931	19	34.489	2:33.538
96	32.929	2:33.457	44	38.832	2:31.887	44	44.820	2:34.047
44	34.439	2:34.810	96	39.237	2:33.802	96	46.097	2:34.919
40	36.609	2:31.741	40	41.735	2:32.620	40	46.681	2:33.005
24	37.347	2:32.874	24	42.573	2:32.720	24	47.467	2:32.953
31	1:04.833	2:39.152	31	1:16.398	2:39.059	31	1:27.100	2:38.761

Weather / Track : Bright / Dry

APR Volkswagen Racing Cup

RACE 2 - ROUND 6 - SECTOR ANALYSIS

SECTOR 1 = FL to I1, SECTOR 2 = I1 to I2, SECTOR 3 = I2 to FL, DIFF = Difference To Personal Best Lap

P1		8		Aaron MASON		Scirocco R				
LAP	SECTOR 1		SECTOR 2		SECTOR 3		LAP TIME	MPH	DIFF	TIME OF DAY
1 -		122.2	1:17.565	114.1	26.968	122.4	2:35.314	84.84	7.820	16:24:15.023
2 -	45.436	123.3	1:16.211	117.3	26.638	123.8	2:28.285	88.86	0.791	16:26:43.308
3 -	45.460	121.5	1:17.121	115.3	26.895	120.7	2:29.476	88.15	1.982	16:29:12.784
4 -	45.989	123.5	1:15.509	114.3	27.078	120.9	2:28.576	88.69	1.082	16:31:41.360
5 -	45.482	120.0	1:15.387	113.5	27.142	121.1	2:28.011 (2)	89.03	0.517	16:34:09.371
6 -	45.201	120.0	1:16.343	114.7	26.715	122.2	2:28.259	88.88	0.765	16:36:37.630
7 -	45.056	120.4	1:15.250	114.5	27.188	120.9	2:27.494 (1)	89.34		16:39:05.124
8 -	45.373	121.7	1:15.614	115.3	27.072	120.4	2:28.059 (3)	89.00	0.565	16:41:33.183

P2		4		Stewart LINES		Scirocco R				
LAP	SECTOR 1		SECTOR 2		SECTOR 3		LAP TIME	MPH	DIFF	TIME OF DAY
1 -		123.1	1:17.735	115.9	26.956	120.2	2:34.502	85.29	6.734	16:24:14.211
2 -	45.567	120.6	1:16.159	115.5	26.742	122.4	2:28.468	88.75	0.700	16:26:42.679
3 -	46.086	119.4	1:17.278	114.5	26.921	121.1	2:30.285	87.68	2.517	16:29:12.964
4 -	45.744	120.6	1:15.991	116.7	27.074	120.4	2:28.809	88.55	1.041	16:31:41.773
5 -	45.468	121.7	1:15.358	116.5	27.112	122.0	2:27.938 (2)	89.07	0.170	16:34:09.711
6 -	45.398	121.3	1:15.953	114.9	27.165	119.8	2:28.516	88.72	0.748	16:36:38.227
7 -	45.266	121.1	1:15.947	115.3	27.011	120.0	2:28.224 (3)	88.90	0.456	16:39:06.451
8 -	45.407	120.6	1:15.495	115.9	26.866	121.8	2:27.768 (1)	89.17		16:41:34.219

P3		30		Martin DEPPER		Scirocco R				
LAP	SECTOR 1		SECTOR 2		SECTOR 3		LAP TIME	MPH	DIFF	TIME OF DAY
1 -		120.9	1:17.057	111.8	26.893	120.2	2:33.397	85.90	5.499	16:24:13.106
2 -	46.150	118.9	1:16.364	111.8	26.882	120.2	2:29.396	88.20	1.498	16:26:42.502
3 -	46.120	119.8	1:17.788	113.7	26.989	122.7	2:30.897	87.32	2.999	16:29:13.399
4 -	45.886	121.7	1:16.427	112.4	26.809	122.2	2:29.122	88.36	1.224	16:31:42.521
5 -	45.566	121.1	1:15.943	113.7	26.811	122.2	2:28.320	88.84	0.422	16:34:10.841
6 -	45.514	120.6	1:15.735	114.3	26.807	121.8	2:28.056 (2)	89.00	0.158	16:36:38.897
7 -	45.506	120.4	1:15.644	115.3	26.748	121.8	2:27.898 (1)	89.10		16:39:06.795
8 -	45.449	120.9	1:15.827	114.5	26.798	121.1	2:28.074 (3)	88.99	0.176	16:41:34.869

P4		11		Philip HOUSE		Scirocco R				
LAP	SECTOR 1		SECTOR 2		SECTOR 3		LAP TIME	MPH	DIFF	TIME OF DAY
1 -		121.1	1:17.795	112.4	27.026	122.2	2:35.511	84.73	7.712	16:24:15.220
2 -	45.447	121.7	1:16.299	114.5	27.074	119.6	2:28.820	88.54	1.021	16:26:44.040
3 -	45.861	120.2	1:16.856	112.2	27.243	121.1	2:29.960	87.87	2.161	16:29:14.000
4 -	45.897	120.0	1:16.536	110.9	26.960	119.8	2:29.393	88.20	1.594	16:31:43.393
5 -	45.428	120.0	1:16.196	112.7	27.032	119.6	2:28.656 (3)	88.64	0.857	16:34:12.049
6 -	45.480	120.0	1:16.570	109.6	26.890	120.0	2:28.940	88.47	1.141	16:36:40.989
7 -	45.585	117.9	1:15.423	113.3	26.791	120.0	2:27.799 (1)	89.16		16:39:08.788
8 -	45.701	118.1	1:15.608	113.3	26.998	117.1	2:28.307 (2)	88.85	0.508	16:41:37.095

P5		13		Joe FULBROOK		Golf GTI				
LAP	SECTOR 1		SECTOR 2		SECTOR 3		LAP TIME	MPH	DIFF	TIME OF DAY
1 -		120.0	1:18.038	112.4	27.800	117.9	2:36.582	84.15	8.453	16:24:16.291
2 -	46.269	122.2	1:16.680	113.9	27.074	120.7	2:30.023	87.83	1.894	16:26:46.314
3 -	45.935	120.4	1:16.001	115.9	26.980	120.2	2:28.916	88.49	0.787	16:29:15.230
4 -	45.508	122.0	1:16.704	114.1	26.957	119.6	2:29.169	88.34	1.040	16:31:44.399
5 -	45.483	120.6	1:15.682	116.1	26.964	120.0	2:28.129 (1)	88.96		16:34:12.528
6 -	45.461	122.9	1:16.495	116.5	27.128	120.7	2:29.084	88.39	0.955	16:36:41.612
7 -	45.832	123.5	1:15.811	115.7	27.102	119.4	2:28.745 (2)	88.59	0.616	16:39:10.357
8 -	45.615	119.4	1:16.097	114.5	27.038	118.1	2:28.750 (3)	88.59	0.621	16:41:39.107

P6		5		Chris LEVETT		Scirocco R				
LAP	SECTOR 1		SECTOR 2		SECTOR 3		LAP TIME	MPH	DIFF	TIME OF DAY
1 -		121.5	1:17.437	116.3	27.324	123.6	2:36.456	84.22	8.299	16:24:16.165
2 -	46.328	120.6	1:16.977	114.5	27.215	121.3	2:30.520	87.54	2.363	16:26:46.685

Silverstone GP

Circuit Length = 3.6605 miles

Start: 16:21 Flag 16:41 End: 16:43

Weather / Track : Bright / Dry

APR Volkswagen Racing Cup

RACE 2 - ROUND 6 - SECTOR ANALYSIS

SECTOR 1 = FL to I1, SECTOR 2 = I1 to I2, SECTOR 3 = I2 to FL, DIFF = Difference To Personal Best Lap

3 -	45.916	122.0	1:15.782	115.7	27.024	122.9	2:28.722 (3)	88.60	0.565	16:29:15.407
4 -	45.747	124.2	1:16.861	114.7	26.795	122.4	2:29.403	88.20	1.246	16:31:44.810
5 -	45.486	122.9	1:15.739	115.9	26.932	122.0	2:28.157 (1)	88.94		16:34:12.967
6 -	45.433	123.1	1:16.268	116.3	27.227	122.0	2:28.928	88.48	0.771	16:36:41.895
7 -	45.797	122.9	1:17.042	114.1	26.989	123.1	2:29.828	87.95	1.671	16:39:11.723
8 -	45.530	120.6	1:15.761	115.9	27.011	123.1	2:28.302 (2)	88.85	0.145	16:41:40.025

P7	81	Henry GILBERT				Golf GTI				
LAP	SECTOR 1		SECTOR 2		SECTOR 3		LAP TIME	MPH	DIFF	TIME OF DAY
1 -		119.8	1:18.127	114.5	27.376	120.4	2:34.683	85.19	5.950	16:24:14.392
2 -	45.553	122.9	1:16.307	115.5	26.873	123.1	2:28.733 (1)	88.60		16:26:43.125
3 -	46.032	122.6	1:17.244	113.1	27.331	122.9	2:30.607	87.49	1.874	16:29:13.732
4 -	45.890	122.9	1:16.232	115.9	26.890	124.0	2:29.012 (3)	88.43	0.279	16:31:42.744
5 -	45.597	122.4	1:16.322	114.9	26.956	122.9	2:28.875 (2)	88.51	0.142	16:34:11.619
6 -	45.585	121.5	1:16.881	115.9	27.114	122.7	2:29.580	88.09	0.847	16:36:41.199
7 -	46.125	121.5	1:16.854	116.5	27.076	121.8	2:30.055	87.81	1.322	16:39:11.254
8 -	45.806	121.7	1:16.757	116.3	26.963	120.4	2:29.526	88.13	0.793	16:41:40.780

P8	99	Jack WALKER-TULLY				Golf GTI				
LAP	SECTOR 1		SECTOR 2		SECTOR 3		LAP TIME	MPH	DIFF	TIME OF DAY
1 -		122.0	1:17.798	115.9	27.471	121.1	2:36.315	84.30	8.082	16:24:16.024
2 -	46.745	120.6	1:17.003	116.1	27.335	120.4	2:31.083	87.22	2.850	16:26:47.107
3 -	45.800	122.4	1:16.084	114.5	27.111	119.8	2:28.995	88.44	0.762	16:29:16.102
4 -	45.499	121.3	1:16.777	115.7	26.912	120.9	2:29.188	88.33	0.955	16:31:45.290
5 -	45.409	121.7	1:15.751	115.9	27.073	120.0	2:28.233 (1)	88.89		16:34:13.523
6 -	45.432	121.5	1:16.334	115.5	27.127	120.4	2:28.893 (2)	88.50	0.660	16:36:42.416
7 -	45.633	122.2	1:16.758	116.7	27.464	120.4	2:29.855	87.93	1.622	16:39:12.271
8 -	45.351	121.5	1:16.467	116.9	27.078	120.4	2:28.896 (3)	88.50	0.663	16:41:41.167

P9	15	Ross WYLIE				Scirocco R				
LAP	SECTOR 1		SECTOR 2		SECTOR 3		LAP TIME	MPH	DIFF	TIME OF DAY
1 -		122.4	1:19.230	112.2	27.254	121.1	2:36.029	84.45	7.381	16:24:15.738
2 -	45.245	122.2	1:16.486	115.5	27.195	120.4	2:28.926	88.48	0.278	16:26:44.664
3 -	45.601	122.6	1:16.696	114.7	27.528	120.2	2:29.825	87.95	1.177	16:29:14.489
4 -	45.651	122.0	1:18.694	115.9	27.120	120.2	2:31.465	87.00	2.817	16:31:45.954
5 -	45.272	122.2	1:16.242	115.1	27.134	120.2	2:28.648 (1)	88.65		16:34:14.602
6 -	45.421	122.2	1:16.157	116.3	27.265	120.9	2:28.843 (2)	88.53	0.195	16:36:43.445
7 -	45.497	122.2	1:17.050	116.1	27.258	120.9	2:29.805	87.96	1.157	16:39:13.250
8 -	45.594	122.0	1:16.145	116.3	27.148	120.9	2:28.887 (3)	88.50	0.239	16:41:42.137

P10	21	Andy WILMOT				Golf GTI				
LAP	SECTOR 1		SECTOR 2		SECTOR 3		LAP TIME	MPH	DIFF	TIME OF DAY
1 -		121.7	1:17.750	116.9	28.138	119.6	2:39.253	82.74	10.237	16:24:18.962
2 -	46.744	121.1	1:17.980	115.1	27.499	119.2	2:32.223	86.56	3.207	16:26:51.185
3 -	46.903	120.4	1:15.996	115.9	26.960	120.2	2:29.859 (3)	87.93	0.843	16:29:21.044
4 -	46.360	120.6	1:15.704	115.7	26.952	120.2	2:29.016 (1)	88.43		16:31:50.060
5 -	46.078	120.9	1:16.252	116.7	27.083	119.6	2:29.413 (2)	88.19	0.397	16:34:19.473
6 -	46.624	120.4	1:16.348	115.9	27.067	120.9	2:30.039	87.82	1.023	16:36:49.512
7 -	46.221	120.2	1:16.381	114.7	27.756	120.4	2:30.358	87.64	1.342	16:39:19.870
8 -	46.556	118.9	1:17.829	113.7	27.030	120.2	2:31.415	87.03	2.399	16:41:51.285

P11	77	David SUTTON				Golf GTI				
LAP	SECTOR 1		SECTOR 2		SECTOR 3		LAP TIME	MPH	DIFF	TIME OF DAY
1 -		123.8	1:19.036	113.5	27.345	124.5	2:41.611	81.54	12.389	16:24:21.320
2 -	46.587	117.5	1:15.880	116.7	26.755	123.1	2:29.222 (1)	88.31		16:26:50.542
3 -	46.024	119.4	1:16.504	115.7	27.084	122.2	2:29.612 (3)	88.07	0.390	16:29:20.154
4 -	45.882	120.6	1:17.957	106.0	27.099	122.7	2:30.938	87.30	1.716	16:31:51.092
5 -	46.199	121.1	1:16.021	116.3	27.114	124.7	2:29.334 (2)	88.24	0.112	16:34:20.426
6 -	46.479	121.3	1:16.307	117.3	27.159	121.3	2:29.945	87.88	0.723	16:36:50.371
7 -	46.217	121.1	1:16.864	114.7	27.021	124.5	2:30.102	87.79	0.880	16:39:20.473

Silverstone GP

Circuit Length = 3.6605 miles

Start: 16:21 Flag 16:41 End: 16:43

Weather / Track : Bright / Dry

APR Volkswagen Racing Cup

RACE 2 - ROUND 6 - SECTOR ANALYSIS

SECTOR 1 = FL to I1, SECTOR 2 = I1 to I2, SECTOR 3 = I2 to FL, DIFF = Difference To Personal Best Lap

8 - 46.381 118.1 1:17.696 115.9 26.884 124.2 2:30.961 87.29 1.739 16:41:51.434

P12 17		Dominic PETTIT			Golf GTI					
LAP	SECTOR 1		SECTOR 2		SECTOR 3		LAP TIME	MPH	DIFF	TIME OF DAY
1 -		124.5	1:18.430	117.7	27.618	124.9	2:43.564	80.56	14.491	16:24:23.273
2 -	46.045	123.1	1:16.505	116.1	27.287	122.2	2:29.837	87.94	0.764	16:26:53.110
3 -	46.100	122.6	1:18.433	116.3	27.517	120.9	2:32.050	86.66	2.977	16:29:25.160
4 -	46.001	120.2	1:16.611	115.7	27.189	121.1	2:29.801	87.96	0.728	16:31:54.961
5 -	45.812	121.5	1:16.098	116.5	27.422	121.3	2:29.332 (3)	88.24	0.259	16:34:24.293
6 -	45.702	121.1	1:15.972	116.7	27.399	121.5	2:29.073 (1)	88.39		16:36:53.366
7 -	45.959	121.1	1:15.963	117.9	27.163	121.3	2:29.085 (2)	88.39	0.012	16:39:22.451
8 -	45.748	121.7	1:16.864	117.3	27.412	123.1	2:30.024	87.83	0.951	16:41:52.475

P13 14		Josh CAYGILL			Golf GTI					
LAP	SECTOR 1		SECTOR 2		SECTOR 3		LAP TIME	MPH	DIFF	TIME OF DAY
1 -		121.1	1:18.113	116.9	28.040	122.7	2:38.460	83.16	8.552	16:24:18.169
2 -	46.729	118.1	1:16.683	114.1	27.166	122.0	2:30.578	87.51	0.670	16:26:48.747
3 -	46.211	119.8	1:16.639	114.5	27.072	122.7	2:29.922 (2)	87.89	0.014	16:29:18.669
4 -	46.150	118.5	1:16.536	115.3	27.222	122.7	2:29.908 (1)	87.90		16:31:48.577
5 -	45.993	120.0	1:17.123	114.3	27.788	120.9	2:30.904	87.32	0.996	16:34:19.481
6 -	46.900	120.0	1:16.444	116.1	27.305	122.2	2:30.649	87.47	0.741	16:36:50.130
7 -	45.977	119.4	1:16.577	115.1	27.447	122.9	2:30.001 (3)	87.85	0.093	16:39:20.131
8 -	46.562	120.0	1:18.307	113.1	27.709	122.4	2:32.578	86.36	2.670	16:41:52.709

P14 9		Peter WYHINNY			SEAT Leon Cupra					
LAP	SECTOR 1		SECTOR 2		SECTOR 3		LAP TIME	MPH	DIFF	TIME OF DAY
1 -		120.6	1:18.004	115.5	27.186	121.1	2:37.190	83.83	7.253	16:24:16.899
2 -	46.272	121.5	1:17.110	115.1	27.448	118.5	2:30.830	87.36	0.893	16:26:47.729
3 -	46.604	119.6	1:16.525	113.7	27.275	118.7	2:30.404 (3)	87.61	0.467	16:29:18.133
4 -	46.042	118.3	1:16.467	114.3	27.428	119.0	2:29.937 (1)	87.88		16:31:48.070
5 -	45.968	119.4	1:16.890	112.9	27.356	118.1	2:30.214 (2)	87.72	0.277	16:34:18.284
6 -	45.991	119.1	1:17.349	112.2	27.361	118.1	2:30.701	87.44	0.764	16:36:48.985
7 -	46.133	117.7	1:16.942	111.8	27.639	119.8	2:30.714	87.43	0.777	16:39:19.699
8 -	46.649	116.7	1:20.975	113.5	27.546	118.1	2:35.170	84.92	5.233	16:41:54.869

P15 32		Kieran GRIFFIN			Scirocco R					
LAP	SECTOR 1		SECTOR 2		SECTOR 3		LAP TIME	MPH	DIFF	TIME OF DAY
1 -		122.6	1:19.382	115.9	27.920	122.7	2:42.033	81.32	11.205	16:24:21.742
2 -	46.473	120.9	1:16.932	116.5	27.423	124.2	2:30.828 (1)	87.36		16:26:52.570
3 -	46.263	123.1	1:17.393	116.9	27.468	120.0	2:31.124 (2)	87.19	0.296	16:29:23.694
4 -	47.524	117.9	1:17.793	115.7	27.349	122.2	2:32.666	86.31	1.838	16:31:56.360
5 -	47.433	116.9	1:17.324	115.7	27.282	122.7	2:32.039	86.67	1.211	16:34:28.399
6 -	47.441	118.3	1:17.696	115.5	27.532	121.8	2:32.669	86.31	1.841	16:37:01.068
7 -	46.624	118.7	1:17.185	113.9	27.578	121.3	2:31.387 (3)	87.04	0.559	16:39:32.455
8 -	46.695	119.1	1:17.556	113.3	27.471	121.5	2:31.722	86.85	0.894	16:42:04.177

P16 43		Didge DZIURZYNSKI			Golf GTI					
LAP	SECTOR 1		SECTOR 2		SECTOR 3		LAP TIME	MPH	DIFF	TIME OF DAY
1 -		121.3	1:18.223	116.5	27.998	120.0	2:38.995	82.88	7.309	16:24:18.704
2 -	46.965	118.7	1:18.638	115.1	27.637	119.8	2:33.240	85.99	1.554	16:26:51.944
3 -	46.565	119.8	1:17.607	114.7	27.592	118.3	2:31.764 (2)	86.83	0.078	16:29:23.708
4 -	47.543	118.1	1:17.605	114.9	27.347	121.1	2:32.495	86.41	0.809	16:31:56.203
5 -	47.573	118.1	1:16.992	113.9	27.460	119.6	2:32.025 (3)	86.68	0.339	16:34:28.228
6 -	47.754	116.5	1:17.501	112.7	27.462	119.8	2:32.717	86.28	1.031	16:37:00.945
7 -	47.264	119.8	1:17.221	115.3	27.717	119.4	2:32.202	86.58	0.516	16:39:33.147
8 -	46.860	118.7	1:17.037	115.1	27.789	119.8	2:31.686 (1)	86.87		16:42:04.833

Weather / Track : Bright / Dry

Silverstone GP

Circuit Length = 3.6605 miles

Start: 16:21 Flag 16:41 End: 16:43

APR Volkswagen Racing Cup

RACE 2 - ROUND 6 - SECTOR ANALYSIS

SECTOR 1 = FL to I1, SECTOR 2 = I1 to I2, SECTOR 3 = I2 to FL, DIFF = Difference To Personal Best Lap

P17 52		Alex DZIURZYNSKI			Corrado					
LAP	SECTOR 1		SECTOR 2		SECTOR 3		LAP TIME	MPH	DIFF	TIME OF DAY
1 -		121.7	1:18.135	115.9	27.824	120.7	2:39.791	82.46	8.134	16:24:19.500
2 -	47.212	120.4	1:17.992	116.1	27.642	121.3	2:32.846	86.21	1.189	16:26:52.346
3 -	46.280	122.6	1:18.806	115.3	27.766	119.0	2:32.852	86.21	1.195	16:29:25.198
4 -	46.704	120.4	1:17.770	115.7	27.456	122.0	2:31.930 (2)	86.73	0.273	16:31:57.128
5 -	47.052	121.1	1:17.871	115.9	27.679	119.2	2:32.602	86.35	0.945	16:34:29.730
6 -	46.946	120.2	1:17.732	114.5	27.841	119.4	2:32.519 (3)	86.40	0.862	16:37:02.249
7 -	46.694	119.8	1:17.600	116.1	27.363	120.9	2:31.657 (1)	86.89		16:39:33.906
8 -	46.275	122.2	1:18.570	117.1	28.454	119.6	2:33.299	85.96	1.642	16:42:07.205

P18 19		David FAIRBROTHER			Scirocco R					
LAP	SECTOR 1		SECTOR 2		SECTOR 3		LAP TIME	MPH	DIFF	TIME OF DAY
1 -		121.1	1:18.276	114.5	27.861	118.5	2:40.151	82.28	8.501	16:24:19.860
2 -	48.538	111.8	1:17.455	112.4	27.754	119.8	2:33.747	85.71	2.097	16:26:53.607
3 -	47.038	118.5	1:17.642	113.5	27.350	119.0	2:32.030 (3)	86.67	0.380	16:29:25.637
4 -	47.432	116.9	1:16.804	116.5	27.414	121.8	2:31.650 (1)	86.89		16:31:57.287
5 -	47.004	119.6	1:17.956	116.5	27.453	117.3	2:32.413	86.46	0.763	16:34:29.700
6 -	47.139	119.1	1:17.763	112.7	27.601	119.4	2:32.503	86.41	0.853	16:37:02.203
7 -	46.928	119.8	1:17.647	114.7	27.356	121.8	2:31.931 (2)	86.73	0.281	16:39:34.134
8 -	46.289	120.6	1:18.123	112.7	29.126		2:33.538	85.82	1.888	16:42:07.672

P19 44		Robin RILEY			Scirocco R					
LAP	SECTOR 1		SECTOR 2		SECTOR 3		LAP TIME	MPH	DIFF	TIME OF DAY
1 -		123.3	1:21.194	115.9	27.866	122.4	2:45.835	79.46	14.142	16:24:25.544
2 -	48.160	119.6	1:18.477	116.9	27.684	125.2	2:34.321	85.39	2.628	16:26:59.865
3 -	47.447	119.8	1:17.596	115.3	27.401	123.8	2:32.444 (3)	86.44	0.751	16:29:32.309
4 -	46.833	122.4	1:17.250	116.7	27.610	123.3	2:31.693 (1)	86.87		16:32:04.002
5 -	47.888	121.5	1:17.123	117.3	28.246	121.8	2:33.257	85.98	1.564	16:34:37.259
6 -	47.747	119.1	1:19.450	115.5	27.613	123.6	2:34.810	85.12	3.117	16:37:12.069
7 -	46.852	121.7	1:17.760	117.9	27.275	122.7	2:31.887 (2)	86.76	0.194	16:39:43.956
8 -	48.099	119.4	1:18.343	110.5	27.605	122.9	2:34.047	85.54	2.354	16:42:18.003

P20 96		Cameron THOMPSON			Golf GTI					
LAP	SECTOR 1		SECTOR 2		SECTOR 3		LAP TIME	MPH	DIFF	TIME OF DAY
1 -		122.0	1:19.487	114.3	28.071	125.4	2:43.930	80.38	11.164	16:24:23.639
2 -	48.210	124.2	1:18.649	116.1	27.661	122.4	2:34.520	85.28	1.754	16:26:58.159
3 -	47.872	119.4	1:17.449	116.1	27.504	123.3	2:32.825 (2)	86.22	0.059	16:29:30.984
4 -	47.594	119.4	1:17.256	115.9	27.916	122.9	2:32.766 (1)	86.26		16:32:03.750
5 -	47.329	120.9	1:17.711	115.7	28.312	121.1	2:33.352 (3)	85.93	0.586	16:34:37.102
6 -	47.947	118.3	1:18.273	115.3	27.237	122.9	2:33.457	85.87	0.691	16:37:10.559
7 -	47.903	119.1	1:18.015	116.5	27.884	124.2	2:33.802	85.68	1.036	16:39:44.361
8 -	49.514	115.7	1:17.635	116.5	27.770	122.7	2:34.919	85.06	2.153	16:42:19.280

P21 40		Simon TOMLINSON			Golf GTI					
LAP	SECTOR 1		SECTOR 2		SECTOR 3		LAP TIME	MPH	DIFF	TIME OF DAY
1 -		122.2	1:21.608	114.7	28.351	122.7	2:46.993	78.91	15.407	16:24:26.702
2 -	48.895	122.4	1:20.028	115.5	27.698	120.2	2:36.621	84.13	5.035	16:27:03.323
3 -	47.862	120.9	1:18.244	116.5	27.597	124.2	2:33.703	85.73	2.117	16:29:37.026
4 -	47.304	122.6	1:19.341	116.1	27.241	124.0	2:33.886	85.63	2.300	16:32:10.912
5 -	46.932	122.6	1:17.368	116.3	27.286	124.7	2:31.586 (1)	86.93		16:34:42.498
6 -	46.964	122.9	1:17.439	115.3	27.338	123.3	2:31.741 (2)	86.84	0.155	16:37:14.239
7 -	47.362	117.9	1:17.779	114.5	27.479	123.1	2:32.620 (3)	86.34	1.034	16:39:46.859
8 -	47.693	118.3	1:17.697	115.7	27.615	124.5	2:33.005	86.12	1.419	16:42:19.864

P22 24		Philip MORRIS			Golf GTI					
LAP	SECTOR 1		SECTOR 2		SECTOR 3		LAP TIME	MPH	DIFF	TIME OF DAY
1 -		122.6	1:20.897	114.7	28.069	121.8	2:43.375	80.65	10.655	16:24:23.084
2 -	48.620	120.4	1:19.924	115.1	28.112	122.0	2:36.656	84.11	3.936	16:26:59.740

Silverstone GP

Circuit Length = 3.6605 miles

Start: 16:21 Flag 16:41 End: 16:43

Weather / Track : Bright / Dry

APR Volkswagen Racing Cup

RACE 2 - ROUND 6 - SECTOR ANALYSIS

SECTOR 1 = FL to I1, SECTOR 2 = I1 to I2, SECTOR 3 = I2 to FL, DIFF = Difference To Personal Best Lap

3 -	48.662	120.0	1:19.001	114.9	27.662	122.4	2:35.325	84.84	2.605	16:29:35.065
4 -	47.735	119.4	1:18.292	114.1	27.760	121.1	2:33.787	85.68	1.067	16:32:08.852
5 -	47.572	120.4	1:18.112	115.3	27.567	120.9	2:33.251	85.98	0.531	16:34:42.103
6 -	47.246	121.1	1:17.988	115.7	27.640	122.7	2:32.874 (2)	86.20	0.154	16:37:14.977
7 -	47.197	120.4	1:17.778	115.7	27.745	122.4	2:32.720 (1)	86.28		16:39:47.697
8 -	47.343	121.3	1:17.781	117.3	27.829	123.3	2:32.953 (3)	86.15	0.233	16:42:20.650

P23	31	Paul DEHADRAY				Golf GTI				
LAP	SECTOR 1		SECTOR 2		SECTOR 3		LAP TIME	MPH	DIFF	TIME OF DAY

1 -		118.5	1:23.831	109.8	28.468	121.3	2:50.040	77.49	12.305	16:24:29.749
2 -	48.812	118.7	1:20.658	113.3	28.265	120.0	2:37.735 (1)	83.54		16:27:07.484
3 -	49.758	117.3	1:21.099	113.7	28.079	120.0	2:38.936	82.91	1.201	16:29:46.420
4 -	49.208	117.7	1:20.438	113.7	28.367	119.8	2:38.013 (2)	83.39	0.278	16:32:24.433
5 -	49.389	117.9	1:21.270	112.7	28.219	119.4	2:38.878	82.94	1.143	16:35:03.311
6 -	49.520	117.7	1:21.177	112.7	28.455	119.6	2:39.152	82.80	1.417	16:37:42.463
7 -	49.027	118.1	1:21.758	113.3	28.274	119.2	2:39.059	82.84	1.324	16:40:21.522
8 -	49.442	117.1	1:20.688	112.0	28.631	116.1	2:38.761 (3)	83.00	1.026	16:43:00.283

P24	12	Tony HARBERMAN				Beetle RSI				
LAP	SECTOR 1		SECTOR 2		SECTOR 3		LAP TIME	MPH	DIFF	TIME OF DAY

1 -		118.3	1:22.564	114.3	28.033	118.3	2:49.137	77.91	15.371	16:24:28.846
2 -	47.307	122.4	1:19.803	115.9	27.976	118.7	2:35.086 (3)	84.97	1.320	16:27:03.932
3 -	47.893	121.1	1:18.171	114.3	27.843	119.2	2:33.907 (2)	85.62	0.141	16:29:37.839
4 -	47.204	121.1	1:18.632	111.4	27.930	119.0	2:33.766 (1)	85.70		16:32:11.605
5 -	46.995	121.7	1:32.871	97.9	IN PIT		3:03.404 P	71.85	29.638	16:35:15.009

P25	65	Craig MILNER				Golf GTI				
LAP	SECTOR 1		SECTOR 2		SECTOR 3		LAP TIME	MPH	DIFF	TIME OF DAY

1 -				113.1	28.034	119.0	2:47.597 (3)	78.62	13.522	16:24:27.306
2 -	48.050	120.2	1:18.579	113.3	27.787	118.1	2:34.416 (2)	85.33	0.341	16:27:01.722
3 -	47.860	120.0	1:18.381	117.1	27.834	123.6	2:34.075 (1)	85.52		16:29:35.797
4 -	47.875	116.7	1:52.627	62.2	IN PIT		3:22.381 P	65.11	48.306	16:32:58.178

P26	55	Ash SHUTTLEWOOD				Golf GTI				
LAP	SECTOR 1		SECTOR 2		SECTOR 3		LAP TIME	MPH	DIFF	TIME OF DAY

1 -		96.8	1:25.309	102.2	29.142	113.7	3:03.296 (1)	71.89		16:24:43.005
2 -	49.608	113.5	2:18.080	94.3	29.419	112.8	3:37.107 (2)	60.69	33.810	16:28:20.112
3 -	49.112	113.9	1:42.039	69.7	IN PIT		3:10.897 P	69.03	7.600	16:31:31.009
4 -	OUTLAP	109.1	1:24.960	102.9	29.047	112.8	4:17.746	51.12	1:14.449	16:35:48.755

P27	47	Tom BARLEY				Golf GTI				
LAP	SECTOR 1		SECTOR 2		SECTOR 3		LAP TIME	MPH	DIFF	TIME OF DAY

1 -		116.9	1:18.161	116.1	27.609	119.4	2:37.867 (1)	83.47		16:24:17.576
-----	--	--------------	-----------------	--------------	---------------	--------------	---------------------	--------------	--	---------------------

APR Volkswagen Racing Cup

RACE 2 - ROUND 6 - BEST SECTORS

SECTOR 1			SECTOR 2			SECTOR 3			IDEAL / BEST COMPARISON						
POS	NO	NAME	TIME	NO	NAME	TIME	NO	NAME	TIME	POS	NO	NAME	IDEAL	BEST	DIFF
1	8	MASON	45.056	8	MASON	1:15.250	8	MASON	26.638				PERFECT LAP	2:26.944	
2	15	WYLIE	45.245	4	LINES	1:15.358	4	LINES	26.742	1	8	MASON	2:26.944	2:27.494	0.550
3	4	LINES	45.266	11	HOUSE	1:15.423	30	DEPPER	26.748	2	4	LINES	2:27.366	2:27.768	0.402
4	99	WALKER-TULLY	45.351	30	DEPPER	1:15.644	77	SUTTON	26.755	3	11	HOUSE	2:27.642	2:27.799	0.157
5	11	HOUSE	45.428	13	FULBROOK	1:15.682	11	HOUSE	26.791	4	30	DEPPER	2:27.841	2:27.898	0.057
6	5	LEVETT	45.433	21	WILMOT	1:15.704	5	LEVETT	26.795	5	5	LEVETT	2:27.967	2:28.157	0.190
7	30	DEPPER	45.449	5	LEVETT	1:15.739	81	GILBERT	26.873	6	99	WALKER-TULLY	2:28.014	2:28.233	0.219
8	13	FULBROOK	45.461	99	WALKER-TULLY	1:15.751	99	WALKER-TULLY	26.912	7	13	FULBROOK	2:28.100	2:28.129	0.029
9	81	GILBERT	45.553	77	SUTTON	1:15.880	21	WILMOT	26.952	8	15	WYLIE	2:28.510	2:28.648	0.138
10	17	PETTIT	45.702	17	PETTIT	1:15.963	13	FULBROOK	26.957	9	77	SUTTON	2:28.517	2:29.222	0.705
11	77	SUTTON	45.882	15	WYLIE	1:16.145	14	CAYGILL	27.072	10	81	GILBERT	2:28.658	2:28.733	0.075
12	9	WYHINNY	45.968	81	GILBERT	1:16.232	15	WYLIE	27.120	11	21	WILMOT	2:28.734	2:29.016	0.282
13	14	CAYGILL	45.977	14	CAYGILL	1:16.444	17	PETTIT	27.163	12	17	PETTIT	2:28.828	2:29.073	0.245
14	21	WILMOT	46.078	9	WYHINNY	1:16.467	9	WYHINNY	27.186	13	14	CAYGILL	2:29.493	2:29.908	0.415
15	32	GRIFFIN	46.263	19	FAIRBROTHER	1:16.804	96	THOMPSON	27.237	14	9	WYHINNY	2:29.621	2:29.937	0.316
16	52	DZIURZYNSKI	46.275	32	GRIFFIN	1:16.932	40	TOMLINSON	27.241	15	19	FAIRBROTHER	2:30.443	2:31.650	1.207
17	19	FAIRBROTHER	46.289	43	DZIURZYNSKI	1:16.992	44	RILEY	27.275	16	32	GRIFFIN	2:30.477	2:30.828	0.351
18	43	DZIURZYNSKI	46.565	44	RILEY	1:17.123	32	GRIFFIN	27.282	17	43	DZIURZYNSKI	2:30.904	2:31.686	0.782
19	44	RILEY	46.833	96	THOMPSON	1:17.256	43	DZIURZYNSKI	27.347	18	44	RILEY	2:31.231	2:31.693	0.462
20	40	TOMLINSON	46.932	40	TOMLINSON	1:17.368	19	FAIRBROTHER	27.350	19	52	DZIURZYNSKI	2:31.238	2:31.657	0.419
21	12	HARBERMAN	46.995	52	DZIURZYNSKI	1:17.600	52	DZIURZYNSKI	27.363	20	40	TOMLINSON	2:31.541	2:31.586	0.045
22	24	MORRIS	47.197	24	MORRIS	1:17.778	24	MORRIS	27.567	21	96	THOMPSON	2:31.822	2:32.766	0.944
23	96	THOMPSON	47.329	47	BARLEY	1:18.161	47	BARLEY	27.609	22	24	MORRIS	2:32.542	2:32.720	0.178
24	65	MILNER	47.860	12	HARBERMAN	1:18.171	65	MILNER	27.787	23	12	HARBERMAN	2:33.009	2:33.766	0.757
25	31	DEHADRAY	48.812	65	MILNER	1:18.381	12	HARBERMAN	27.843	24	65	MILNER	2:34.028	2:34.075	0.047
26	55	SHUTTLEWOOD	49.112	31	DEHADRAY	1:20.438	31	DEHADRAY	28.079	25	31	DEHADRAY	2:37.329	2:37.735	0.406
27				55	SHUTTLEWOOD	1:24.960	55	SHUTTLEWOOD	29.047	26	55	SHUTTLEWOOD	2:43.119	3:03.296	20.177
										27	47	BARLEY		2:37.867	

Weather / Track : Bright / Dry

Silverstone GP

Circuit Length = 3.6605 miles

Start: 16:21 Flag 16:41 End: 16:43

Results can be found at www.tsl-timing.com

Printed - 16:49 Sunday, 26 May 2013

APR Volkswagen Racing Cup

RACE 2 - ROUND 6 - BEST SPEEDS

POS	SECTOR 1			SECTOR 2			FINISH LINE		
	NO	NAME	MPH	NO	NAME	MPH	NO	NAME	MPH
1	17	Dominic PETTIT	124.5	17	Dominic PETTIT	117.9	96	Cameron THOMPSON	125.4
2	5	Chris LEVETT	124.2	44	Robin RILEY	117.9	44	Robin RILEY	125.2
3	96	Cameron THOMPSON	124.2	8	Aaron MASON	117.3	17	Dominic PETTIT	124.9
4	77	David SUTTON	123.8	24	Philip MORRIS	117.3	40	Simon TOMLINSON	124.7
5	8	Aaron MASON	123.5	77	David SUTTON	117.3	77	David SUTTON	124.7
6	13	Joe FULBROOK	123.5	52	Alex DZIURZYNSKI	117.1	32	Kieran GRIFFIN	124.2
7	44	Robin RILEY	123.3	65	Craig MILNER	117.1	81	Henry GILBERT	124.0
8	4	Stewart LINES	123.1	99	Jack WALKER-TULLY	116.9	8	Aaron MASON	123.8
9	32	Kieran GRIFFIN	123.1	14	Josh CAYGILL	116.9	5	Chris LEVETT	123.6
10	40	Simon TOMLINSON	122.9	21	Andy WILMOT	116.9	65	Craig MILNER	123.6
11	81	Henry GILBERT	122.9	32	Kieran GRIFFIN	116.9	24	Philip MORRIS	123.3
12	15	Ross WYLIE	122.6	4	Stewart LINES	116.7	14	Josh CAYGILL	122.9
13	24	Philip MORRIS	122.6	13	Joe FULBROOK	116.5	30	Martin DEPPER	122.7
14	52	Alex DZIURZYNSKI	122.6	19	David FAIRBROTHER	116.5	4	Stewart LINES	122.4
15	99	Jack WALKER-TULLY	122.4	40	Simon TOMLINSON	116.5	11	Philip HOUSE	122.2
16	12	Tony HARBERMAN	122.4	43	Didge DZIURZYNSKI	116.5	52	Alex DZIURZYNSKI	122.0
17	11	Philip HOUSE	121.7	81	Henry GILBERT	116.5	19	David FAIRBROTHER	121.8
18	21	Andy WILMOT	121.7	96	Cameron THOMPSON	116.5	31	Paul DEHADRAY	121.3
19	30	Martin DEPPER	121.7	5	Chris LEVETT	116.3	99	Jack WALKER-TULLY	121.1
20	9	Peter WYHINNY	121.5	15	Ross WYLIE	116.3	9	Peter WYHINNY	121.1
21	43	Didge DZIURZYNSKI	121.3	47	Tom BARLEY	116.1	15	Ross WYLIE	121.1
22	14	Josh CAYGILL	121.1	12	Tony HARBERMAN	115.9	43	Didge DZIURZYNSKI	121.1
23	19	David FAIRBROTHER	121.1	9	Peter WYHINNY	115.5	21	Andy WILMOT	120.9
24	65	Craig MILNER	120.2	30	Martin DEPPER	115.3	13	Joe FULBROOK	120.7
25	31	Paul DEHADRAY	118.7	11	Philip HOUSE	114.5	47	Tom BARLEY	119.4
26	47	Tom BARLEY	116.9	31	Paul DEHADRAY	113.7	12	Tony HARBERMAN	119.2
27	55	Ash SHUTTLEWOOD	113.9	55	Ash SHUTTLEWOOD	102.9	55	Ash SHUTTLEWOOD	113.7

Weather / Track : Bright / Dry

Results can be found at www.tsl-timing.com

Silverstone GP

Circuit Length = 3.6605 miles

Start: 16:21 Flag 16:41 End: 16:43

Printed - 16:50 Sunday, 26 May 2013

APR Volkswagen Racing Cup

RACE 2 - ROUND 6 - POSITION CHART

No	Name	Lap Pos	Lap							
			1	2	3	4	5	6	7	8
81	GILBERT	1	30	30	8	8	8	8	8	8
30	DEPPER	2	4	4	4	4	4	4	4	4
13	FULBROOK	3	81	81	30	30	30	30	30	30
15	WYLIE	4	8	8	81	81	81	11	11	11
11	HOUSE	5	11	11	11	11	11	81	13	13
8	MASON	6	15	15	15	13	13	13	81	5
4	LINES	7	99	13	13	5	5	5	5	81
5	LEVETT	8	5	5	5	99	99	99	99	99
14	CAYGILL	9	13	99	99	15	15	15	15	15
9	WYHINNY	10	9	9	9	9	9	9	9	21
21	WILMOT	11	47	14	14	14	21	21	21	77
99	WALKER-TULLY	12	14	77	77	21	14	14	14	17
47	BARLEY	13	43	21	21	77	77	77	77	14
43	DZIURZYNSKI	14	21	43	32	17	17	17	17	9
19	FAIRBROTHER	15	52	52	43	43	43	43	32	32
52	DZIURZYNSKI	16	19	32	17	32	32	32	43	43
32	GRIFFIN	17	77	17	52	52	19	19	52	52
40	TOMLINSON	18	32	19	19	19	52	52	19	19
44	RILEY	19	24	96	96	96	96	96	44	44
24	MORRIS	20	17	24	44	44	44	44	96	96
96	THOMPSON	21	96	44	24	24	24	40	40	40
65	MILNER	22	44	65	65	40	40	24	24	24
31	DEHADRAY	23	40	40	40	12	31	31	31	31
55	SHUTTLEWOOD	24	65	12	12	31	12			
12	HARBERMAN	25	12	31	31	65				
17	PETTIT	26	31	55	55	55				
77	SUTTON	27	55							

Weather / Track : Bright / Dry

Results can be found at www.tsl-timing.com

Silverstone GP
 Circuit Length = 3.6605 miles
 Start: 16:21 Flag 16:41 End: 16:43

Printed - 16:53 Sunday, 26 May 2013