



VOLKSWAGEN RACING CUP

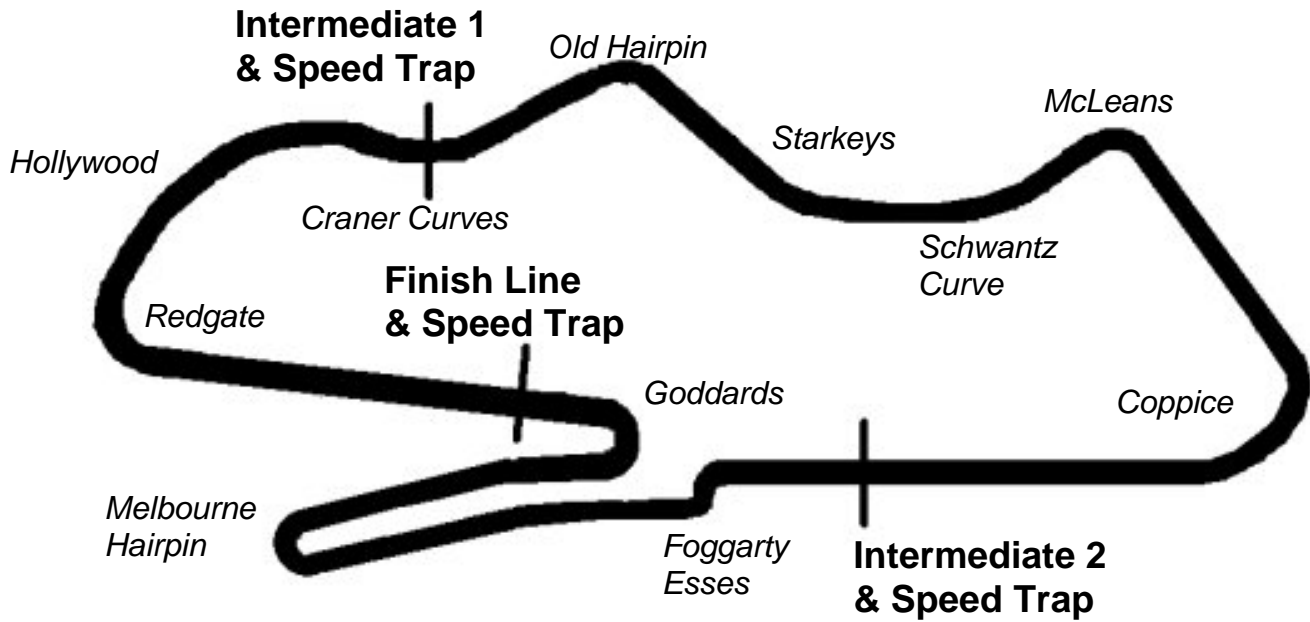
Round 11 & 12
Donington Park GP

29th & 30th September 2012



Results Provided by Timing Solutions Ltd
www.tsl-timing.com


DONINGTON PARK GP



Circuit Length: 2.4873 miles / 4003.0 metres
Intermediate 1: 941 metres
Intermediate 2: 2641 metres
Pit In: 3966 metres
Pit Out: 236 metres after Finish Line
Pit In – Pit Out: 294 metres, @ 50kph = 21.1s @ 60kph = 17.6s, @ 80kph = 13.2s

APR Volkswagen Racing Cup

RACE 1 - ROUND 13 - GRID - AMENDED

ROW 16	3	Arthur FORSTER	
ROW 15	9	Paul WYHINNY	68
ROW 14	81	Henry GILBERT	46
ROW 13	37	Richard WALKER	34
ROW 12	19	Nikhil CHOPRA	18
ROW 11	96	Cameron THOMPSON	99
ROW 10	32	Kieran GRIFFIN	12
ROW 9	31	Paul DEHADRAY	40
ROW 8	44	Robin RILEY	30
ROW 7	21	Andy WILMOTT	27
ROW 6	24	Philip MORRIS	65
ROW 5	48	Richard MORGAN	6
ROW 4	4	Stewart LINES	51
ROW 3	13	Joe FULBROOK	20
ROW 2	5	Thomas WILSON	8
ROW 1	69	James WALKER	15
Pole			
			

Change of driver for car 37

Donington Park GP
Circuit Length = 2.4873 miles

These results are provisional until the conclusion of any judicial and technical matters.

Clerk of Course :		Timekeeper :
-------------------	--	--------------

APR Volkswagen Racing Cup

RACE 1 - ROUND 13 - CLASSIFICATION

POS	NO	CL	NAME	ENTRY	LAPS	TIME	GAP	DIFF	MPH	BEST	ON
1	8		Aaron MASON	Golf MK5 GTI - AWM Motorsport	11	21:43.448			75.56	1:54.393	9
2	15		Mike NEUHOFF	Golf MK6 GTI - KPM Racing	11	21:44.066	0.618	0.618	75.53	1:54.068	9
3	69		James WALKER	Scirocco R - KPM Racing	11	21:55.641	12.193	11.575	74.86	1:57.302	11
4	20		Jim CARTWRIGHT	Golf MK5 GTI - KPM Racing	11	21:56.844	13.396	1.203	74.79	1:56.210	11
5	30		Chris LEVETT	Golf MK5 GTI - Slidesports	11	22:14.656	31.208	17.812	73.80	1:56.274	9
6	13		Joe FULBROOK	Bora 1.8T - Warranty Direct Racing	11	22:28.723	45.275	14.067	73.03	1:58.221	9
7	48		Richard MORGAN	Golf MK5 GTI - Slidesports	11	22:45.197	1:01.749	16.474	72.15	1:59.322	9
8	65		Craig MILNER	Scirocco R - Slidesports	11	22:48.396	1:04.948	3.199	71.98	1:56.801	9
9	37		Richard WALKER	Golf MK6 GTI - KPM Racing	11	22:51.339	1:07.891	2.943	71.82	1:55.546	8
10	6		Jonathan WILSON	Scirocco R - Complete Racing	11	22:52.564	1:09.116	1.225	71.76	1:59.729	11
11	12		Tony HARBERMAN	Beetle RSI - ST Motorsport	11	22:55.487	1:12.039	2.923	71.61	1:58.257	11
12	68		Jack WALKER-TULLEY	Golf MK5 GTI - KPM Racing	11	22:55.867	1:12.419	0.380	71.59	1:57.509	9
13	51		Simon ANDREWS	Golf MK5 GTI -	11	23:08.431	1:24.983	12.564	70.94	2:02.135	9
14	21		Andy WILMOTT	Golf MK5 GTI - Tony Gilham Racing & Team Hard	11	23:08.671	1:25.223	0.240	70.93	1:59.152	11
15	99		Mark GILBERT	Golf MK5 GTI - Slidesports	11	23:09.727	1:26.279	1.056	70.87	1:59.332	10
16	81		Henry CLYBURN	Golf MK5 GTI - Tony Gilham Racing & Team Hard	11	23:19.853	1:36.405	10.126	70.36	1:58.576	9
17	19		Nikhil CHOPRA	Golf MK5 GTI - Prestige Performance	11	23:33.741	1:50.293	13.888	69.67	2:01.151	11
18	24		Philip MORRIS	Golf MK5 GTI - KPM Racing	11	23:43.229	1:59.781	9.488	69.20	2:04.012	11
19	96		Cameron THOMPSON	Golf MK5 GTI - KPM Racing	11	23:46.077	2:02.629	2.848	69.06	2:01.978	9
20	40		Simon TOMLINSON	Golf MK5 GTI - AWM Motorsport	10	21:50.249	1 lap	1 lap	68.34	2:04.635	9
21	46		Andrew SMITH	Beetle TDI - VIS-Tuning	10	21:50.882	1 lap	0.633	68.30	2:03.015	9
22	31		Paul DEHADRAY	Golf MK5 GTI - Slidesports	10	22:30.906	1 lap	40.024	66.28	2:08.576	5
23	44		Robin RILEY	Beetle RSI -	10	22:46.766	1 lap	15.860	65.51	2:10.730	8
24	33		Lucy RAMSDEN	Golf MK5 GTI - Tony	10	23:27.591	1 lap	40.825	63.61	2:15.828	5
25	5		Thomas WILSON	Golf MK5 GTI - Complete Racing	9	22:47.404	2 laps	1 lap	58.93	2:12.126	2

NOT CLASSIFIED

DNF	32		Kieran GRIFFIN	Scirocco R - Slidesports	6	12:55.094	5 laps	3 laps	69.31	2:03.150	6
DNF	9		Paul WYHINNY	Seat Cupra - Volkswagen Racing UK	6	12:55.336	5 laps	0.242	69.29	2:01.050	6
DNF	3		Arthur FORSTER	Scirocco R - KPM Racing	6	13:30.571	5 laps	35.235	66.28	2:03.722	5
DNF	4		Stewart LINES	Golf MK5 GTI - Stewart Lines Racing/KPM Racing	2	4:22.990	9 laps	4 laps	68.09		
DNF	27		David FAIRBROTHER	Golf MK5 GTI - KPM Racing	0						

FASTEST LAP

15	Mike NEUHOFF	Golf MK6 GTI - KPM Racing	9	1:54.068	78.50 mph	126.33 kph
----	---------------------	---------------------------	---	----------	-----------	------------

Car 15 - Please fit working transponder

Weather / Track : Showers / Damp

These results are provisional until the conclusion of any judicial and technical matters.

Donington Park GP

Circuit Length = 2.4873 miles

Start: 09:13 End: 09:36

Clerk of Course :		Timekeeper :	
-------------------	--	--------------	--

APR Volkswagen Racing Cup
RACE 1 - ROUND 13 - LAP CHART

Lap 1			Lap 2			Lap 3			Lap 4			Lap 5		
No	Behind	Laptime	No	Behind	Laptime	No	Behind	Laptime	No	Behind	Laptime	No	Behind	Laptime
8		1:52.564	8		2:03.443	8		2:05.488	8		2:02.533	8		2:00.278
69	2.130	1:54.694	69	1.547	2:02.860	69	0.591	2:04.532	69	0.919	2:02.861	69	1.951	2:01.310
13	2.260	1:54.824	15	3.572	2:03.491	15	1.939	2:03.855	15	3.248	2:03.842	15	2.864	1:59.894
51	3.093	1:55.657	20	8.206	2:06.675	20	7.285	2:04.567	20	7.280	2:02.528	20	7.394	2:00.392
15	3.524	1:56.088	13	12.071	2:13.254	13	13.429	2:06.846	13	16.568	2:05.672	13	19.247	2:02.957
5	4.050	1:56.614	5	12.733	2:12.126	48	17.359	2:09.589	30	20.773	2:04.047	30	21.162	2:00.667
20	4.974	1:57.538	48	13.258	2:10.738	30	19.259	2:07.083	48	23.663	2:08.837	48	31.255	2:07.870
4	5.226	1:57.790	51	14.394	2:14.744	51	21.314	2:12.408	51	27.915	2:09.134	51	37.034	2:09.397
48	5.963	1:58.527	30	17.664	2:11.201	24	29.253	2:14.915	6	34.993	2:07.996	6	41.264	2:06.549
65	6.286	1:58.850	24	19.826	2:15.150	6	29.530	2:11.467	65	38.847	2:09.213	65	42.449	2:03.880
6	7.535	2:00.099	21	20.459	2:14.898	12	31.424	2:12.572	12	39.487	2:10.596	12	44.578	2:05.369
24	8.119	2:00.683	6	23.551	2:19.459	65	32.167	2:10.899	32	41.445	2:09.999	32	47.638	2:06.471
21	9.004	2:01.568	12	24.340	2:13.775	32	33.979	2:12.971	24	42.737	2:16.017	81	48.967	2:05.945
30	9.906	2:02.470	32	26.496	2:16.299	81	36.167	2:13.439	81	43.300	2:09.666	9	49.980	2:06.028
37	13.270	2:05.834	65	26.756	2:23.913	9	37.299	2:13.307	9	44.230	2:09.464	24	51.494	2:09.035
32	13.640	2:06.204	4	26.983	2:25.200 P	5	37.316	2:30.071	21	48.319	2:10.880	68	52.036	2:03.612
12	14.008	2:06.572	81	28.216	2:15.153	21	39.972	2:25.001	68	48.702	2:07.819	21	52.431	2:04.390
31	14.147	2:06.711	9	29.480	2:16.398	68	43.416	2:13.822	37	50.751	2:06.599	37	53.155	2:02.682
3	14.755	2:07.319	37	32.042	2:22.215	40	45.213	2:16.766	99	51.840	2:08.683	99	56.693	2:05.131
40	15.157	2:07.721	96	32.646	2:20.186	99	45.690	2:15.691	5	54.392	2:19.609	19	1:01.441	2:05.789
96	15.903	2:08.467	40	33.935	2:22.221	37	46.685	2:20.131	19	55.930	2:10.636	40	1:08.434	2:12.355
81	16.506	2:09.070	19	34.521	2:19.827	96	47.597	2:20.439	40	56.357	2:13.677	5	1:13.263	2:19.149 P
9	16.525	2:09.089	68	35.082	2:19.388	19	47.827	2:18.794	96	56.862	2:11.798	96	1:15.044	2:18.460
19	18.137	2:10.701	99	35.487	2:20.586	44	56.753	2:22.722	46	1:11.344	2:14.013	3	1:16.292	2:03.722
99	18.344	2:10.908	31	35.505	2:24.801	46	59.864	2:16.159	3	1:12.848	2:07.044	46	1:21.457	2:10.391
44	18.799	2:11.363	44	39.519	2:24.163	3	1:08.337	2:15.368	44	1:15.240	2:21.020	44	1:32.128	2:17.166
68	19.137	2:11.701	33	46.899	2:23.353	31	1:16.935	2:46.918	31	1:27.650	2:13.248	31	1:35.948	2:08.576
33	26.989	2:19.553	46	49.193	2:25.065	33	1:25.518	2:44.107	33	1:41.978	2:18.993	33	1:57.528	2:15.828
46	27.571	2:20.135	3	58.457	2:47.145									

Car 15 - Please fit working transponder

Weather / Track : Showers / Damp

Donington Park GP
 Circuit Length = 2.4873 miles
 Start: 09:13 End: 09:36

APR Volkswagen Racing Cup

RACE 1 - ROUND 13 - LAP CHART

Lap 6			Lap 7			Lap 8			Lap 9			Lap 10		
No	Behind	Laptime	No	Behind	Laptime	No	Behind	Laptime	No	Behind	Laptime	No	Behind	Laptime
8		1:58.470	8		1:58.156	8		1:57.467	8		1:54.393	8		1:54.842
15	2.887	1:58.493	15	1.934	1:57.203	15	0.980	1:56.513	15	0.655	1:54.068	15	0.936	1:55.123
69	3.999	2:00.518	69	4.064	1:58.221	31	1 LAP	2:11.635	5	2 LAPS	2:21.760	69	10.705	1:57.557
20	7.031	1:58.107	20	6.998	1:58.123	69	4.938	1:58.341	69	7.990	1:57.445	20	13.000	1:57.025
30	20.792	1:58.100	33	1 LAP	2:16.027	20	7.611	1:58.080	20	10.817	1:57.599	30	29.960	1:58.164
13	21.702	2:00.925	30	20.485	1:57.849	44	1 LAP	2:14.865	31	1 LAP	2:09.885	31	1 LAP	2:10.095
48	36.802	2:04.017	13	23.046	1:59.500	30	24.757	2:01.739	44	1 LAP	2:10.730	5	2 LAPS	2:23.377
51	45.282	2:06.718	48	42.491	2:03.845	13	27.046	2:01.467	30	26.638	1:56.274	13	38.458	2:02.426
6	45.636	2:02.842	6	49.368	2:01.888	33	1 LAP	2:19.113	13	30.874	1:58.221	44	1 LAP	2:15.001
65	46.288	2:02.309	65	50.202	2:02.070	48	46.016	2:00.992	48	50.945	1:59.322	48	58.036	2:01.933
12	49.016	2:02.908	51	52.659	2:05.533	6	52.662	2:00.761	65	56.220	1:56.801	65	1:02.026	2:00.648
32	52.318	2:03.150	12	53.425	2:02.565	65	53.812	2:01.077	6	58.433	2:00.164	6	1:05.201	2:01.610
9	52.560	2:01.050	68	57.464	2:02.441	12	57.909	2:01.951	33	1 LAP	2:16.617	37	1:06.850	1:59.657
68	53.179	1:59.613	81	59.237	2:03.665	51	59.230	2:04.038	12	1:01.848	1:58.332	12	1:09.596	2:02.590
81	53.728	2:03.231	37	1:02.648	2:00.871	68	59.419	1:59.422	37	1:02.035	1:55.701	68	1:09.947	2:02.254
21	59.382	2:05.421	21	1:04.004	2:02.778	37	1:00.727	1:55.546	68	1:02.535	1:57.509	51	1:16.917	2:04.787
37	59.933	2:05.248	99	1:09.926	2:06.696	81	1:00.769	1:58.999	81	1:04.952	1:58.576	21	1:21.885	2:02.749
24	1:00.609	2:07.585	24	1:11.008	2:08.555	21	1:06.087	1:59.550	51	1:06.972	2:02.135	99	1:22.265	1:59.332
99	1:01.386	2:03.163	19	1:11.220	2:02.273	99	1:12.300	1:59.841	21	1:13.978	2:02.284	33	1 LAP	2:17.847
19	1:07.103	2:04.132	40	1:31.776	2:11.226	24	1:17.926	2:04.385	99	1:17.775	1:59.868	81	1:29.608	2:19.498
40	1:18.706	2:08.742	96	1:32.220	2:08.454	19	1:27.931	2:14.178	24	1:30.327	2:06.794	19	1:44.956	2:03.349
96	1:21.922	2:05.348	5	1 LAP	4:20.113	96	1:39.451	2:04.698	19	1:36.449	2:02.911	24	1:51.583	2:16.098
3	1:27.795	2:09.973 P	46	1:37.435	2:06.563	40	1:41.372	2:07.063	96	1:47.036	2:01.978	96	1:54.474	2:02.280
46	1:29.028	2:06.041				46	1:44.226	2:04.258	40	1:51.614	2:04.635			
31	1:47.900	2:10.422							46	1:52.848	2:03.015			
44	1:50.504	2:16.846												

Car 15 - Please fit working transponder

Weather / Track : Showers / Damp

Donington Park GP
 Circuit Length = 2.4873 miles
 Start: 09:13 End: 09:36

APR Volkswagen Racing Cup
RACE 1 - ROUND 13 - LAP CHART

Lap 11		
No	Behind	Laptime
8		1:55.814
15	0.618	1:55.496
40	1 LAP	2:05.843
46	1 LAP	2:05.242
69	12.193	1:57.302
20	13.396	1:56.210
30	31.208	1:57.062
13	45.275	2:02.631
31	1 LAP	2:08.615
48	1:01.749	1:59.527
44	1 LAP	2:12.890
5	2 LAPS	2:24.585
65	1:04.948	1:58.736
37	1:07.891	1:56.855
6	1:09.116	1:59.729
12	1:12.039	1:58.257
68	1:12.419	1:58.286
51	1:24.983	2:03.880
21	1:25.223	1:59.152
99	1:26.279	1:59.828
81	1:36.405	2:02.611
33	1 LAP	2:16.153
19	1:50.293	2:01.151
24	1:59.781	2:04.012
96	2:02.629	2:03.969

Car 15 - Please fit working transponder

Weather / Track : Showers / Damp

Donington Park GP
Circuit Length = 2.4873 miles
Start: 09:13 End: 09:36

APR Volkswagen Racing Cup
RACE 1 - ROUND 13 - SECTOR ANALYSIS

3	Arthur FORSTER						KPM Racing								
1-	81.7	<i>47.423</i>	<i>113.0</i>	45.219	74.8	2:07.319	4-	28.307	77.9	51.467	108.1	47.270	76.2	2:07.044	
2-	1:02.978	70.3	53.348	98.1	50.819	72.7	2:47.145	5-	28.101	73.7	50.481	110.7	<i>45.140</i>	<i>76.8</i>	2:03.722
3-	29.376	73.6	55.327	83.9	50.665	74.0	2:15.368	6-	<i>26.666</i>	<i>82.6</i>	53.981	100.5	In	2:09.973 P	
4	Stewart LINES						Stewart Lines Racing/KPM Racing								
1-	<i>89.6</i>	<i>45.023</i>	<i>112.6</i>	<i>43.640</i>	<i>76.5</i>	1:57.790	2-	<i>27.622</i>	84.1	52.970	107.9	In	2:25.200 P		
5	Thomas WILSON						Complete Racing								
1-	<i>90.7</i>	<i>44.820</i>	<i>110.2</i>	<i>42.867</i>	<i>79.9</i>	1:56.614	6-	Out	82.4	57.556	81.1	54.656	60.2	4:20.113	
2-	<i>27.893</i>	74.2	53.590	108.1	50.643	75.0	2:12.126	7-	31.190	83.8	56.395	81.1	54.175	59.8	2:21.760
3-	28.596	79.5	1:06.582	76.3	54.893	59.8	2:30.071	8-	32.188	84.4	56.384	82.2	54.805	59.7	2:23.377
4-	30.811	86.6	57.925	86.3	50.873	62.3	2:19.609	9-	32.978	83.9	57.412	80.0	54.195	59.8	2:24.585
5-	30.698	74.3	57.894	86.9	In	2:19.149 P									
6	Jonathan WILSON						Complete Racing								
1-	<i>89.5</i>	<i>45.803</i>	<i>113.7</i>	43.450	80.1	2:00.099	7-	27.985	75.5	50.194	110.9	43.709	80.1	2:01.888	
2-	30.343	72.2	55.126	103.7	53.990	75.0	2:19.459	8-	27.538	78.6	48.928	112.4	44.295	<i>81.2</i>	2:00.761
3-	28.930	77.2	53.813	107.0	48.724	78.4	2:11.467	9-	26.776	84.6	49.064	113.4	44.324	80.2	2:00.164
4-	28.144	77.8	51.952	109.7	47.900	73.3	2:07.996	10-	26.868	82.4	50.480	109.3	44.262	80.1	2:01.610
5-	29.382	75.3	51.436	110.4	45.731	77.8	2:06.549	11-	<i>26.710</i>	89.2	49.740	110.7	<i>43.279</i>	80.8	1:59.729
6-	27.460	81.5	50.280	112.4	45.102	79.2	2:02.842								
8	Aaron MASON						AWM Motorsport								
1-	<i>103.7</i>	<i>43.248</i>	109.5	<i>41.577</i>	79.2	1:52.564	7-	26.614	85.6	47.888	109.3	43.654	79.2	1:58.156	
2-	27.358	85.9	48.985	108.4	47.100	73.7	2:03.443	8-	26.171	83.8	47.765	110.7	43.531	<i>79.5</i>	1:57.467
3-	27.578	83.6	50.657	106.4	47.253	74.5	2:05.488	9-	25.600	88.3	46.144	110.4	42.649	78.9	1:54.393
4-	27.049	88.7	49.221	107.4	46.263	75.9	2:02.533	10-	25.403	92.6	45.968	<i>110.9</i>	43.471	78.8	1:54.842
5-	26.935	86.3	48.935	108.6	44.408	77.5	2:00.278	11-	<i>25.318</i>	88.1	47.840	108.9	42.656	78.4	1:55.814
6-	26.775	84.0	48.035	109.8	43.660	78.8	1:58.470								
9	Paul WYHINNY						Volkswagen Racing UK								
1-	83.1	<i>47.895</i>	<i>110.4</i>	46.408	74.4	2:09.089	4-	28.861	80.2	52.161	105.8	48.442	77.7	2:09.464	
2-	30.467	71.6	54.192	105.4	51.739	75.1	2:16.398	5-	28.528	77.5	51.826	107.7	45.674	77.5	2:06.028
3-	29.421	77.0	53.327	106.4	50.559	74.2	2:13.307	6-	<i>27.199</i>	<i>83.7</i>	49.393	<i>110.4</i>	<i>44.458</i>	<i>78.6</i>	2:01.050
12	Tony HARBEMAN						ST Motorsport								
1-	86.0	<i>46.659</i>	<i>111.7</i>	47.845	79.7	2:06.572	7-	26.663	79.3	49.653	110.4	46.249	<i>80.7</i>	2:02.565	
2-	27.749	75.5	53.045	106.9	52.981	74.5	2:13.775	8-	27.461	74.4	49.966	108.8	44.524	78.4	2:01.951
3-	28.940	77.7	53.355	108.6	50.277	77.3	2:12.572	9-	26.429	<i>87.0</i>	47.737	110.4	<i>44.166</i>	79.3	1:58.332
4-	28.443	76.2	54.021	105.4	48.132	79.5	2:10.596	10-	26.912	86.1	51.099	107.4	44.579	79.5	2:02.590
5-	27.886	79.1	50.459	110.4	47.024	78.7	2:05.369	11-	<i>26.014</i>	86.5	47.867	108.8	44.376	78.8	1:58.257
6-	27.221	79.7	49.411	110.9	46.276	80.1	2:02.908								
13	Joe FULBROOK						Warranty Direct Racing								
1-	<i>93.1</i>	<i>44.257</i>	111.1	<i>42.050</i>	<i>80.8</i>	1:54.824	7-	26.445	82.3	48.812	<i>112.8</i>	44.243	79.0	1:59.500	
2-	30.873	83.3	52.888	110.9	49.493	77.6	2:13.254	8-	28.305	67.9	49.437	111.3	43.725	80.1	2:01.467
3-	27.512	81.1	51.208	108.2	48.126	75.6	2:06.846	9-	<i>26.069</i>	87.5	48.329	106.0	43.823	80.1	1:58.221
4-	27.656	78.4	51.229	109.3	46.787	76.5	2:05.672	10-	26.765	83.7	48.749	110.9	46.912	76.5	2:02.426
5-	27.248	80.8	50.354	110.7	45.355	77.4	2:02.957	11-	27.101	85.5	49.141	109.8	46.389	66.6	2:02.631
6-	26.739	82.1	49.303	105.7	44.883	78.8	2:00.925								
15	Mike NEUHOFF						KPM Racing								
1-						1:56.088	7-							1:57.203	
2-						2:03.491	8-							1:56.513	
3-						2:03.855	9-							1:54.068	
4-						2:03.842	10-							1:55.123	
5-						1:59.894	11-							1:55.496	
6-						1:58.493									

Weather / Track : Showers / Damp

Donington Park GP
 Circuit Length = 2.4873 miles
 Start: 09:13 End: 09:36

APR Volkswagen Racing Cup
RACE 1 - ROUND 13 - SECTOR ANALYSIS

19	Nikhil CHOPRA										Prestige Performance				
1 -	76.7	48.732	111.7	46.120	74.4	2:10.701	7 -	27.514	75.1	49.176	111.8	45.583	79.8	2:02.273	
2 -	29.733	68.0	55.739	107.9	54.355	73.2	2:19.827	8 -	26.718	82.7	1:01.823	108.9	45.637	77.8	2:14.178
3 -	29.720	73.5	54.481	102.8	54.593	76.5	2:18.794	9 -	27.306	76.3	49.485	110.4	46.120	77.5	2:02.911
4 -	28.985	71.5	54.247	106.0	47.404	76.1	2:10.636	10 -	27.031	81.4	49.893	107.7	46.425	77.7	2:03.349
5 -	28.352	79.6	51.427	109.7	46.010	77.9	2:05.789	11 -	27.020	80.2	48.978	108.8	45.153	74.7	2:01.151
6 -	28.190	81.4	50.439	110.2	45.503	78.5	2:04.132								
20	Jim CARTWRIGHT										KPM Racing				
1 -	92.3	44.947	105.8	42.881	77.7	1:57.538	7 -	26.165	90.6	47.811	110.4	44.147	78.0	1:58.123	
2 -	27.610	75.8	52.277	105.4	46.788	77.7	2:06.675	8 -	26.326	87.8	47.677	110.7	44.077	77.2	1:58.080
3 -	27.092	83.6	50.626	105.2	46.849	75.6	2:04.567	9 -	26.145	85.4	48.104	110.2	43.350	82.8	1:57.599
4 -	26.989	88.8	49.663	106.4	45.876	77.5	2:02.528	10 -	26.231	88.9	47.077	106.4	43.717	81.8	1:57.025
5 -	26.914	87.5	48.409	108.6	45.069	76.6	2:00.392	11 -	25.599	93.9	47.365	108.2	43.246	80.2	1:56.210
6 -	26.041	90.8	47.753	109.8	44.313	78.4	1:58.107								
21	Andy WILMOTT										Tony Gilham Racing & Team Hard				
1 -	84.9	45.978	113.7	43.615	78.2	2:01.568	7 -	29.024	68.9	49.594	111.3	44.160	78.5	2:02.778	
2 -	29.259	71.2	53.675	109.3	51.964	76.3	2:14.898	8 -	26.981	84.3	49.467	110.9	43.102	79.3	1:59.550
3 -	28.999	77.1	54.032	103.1	1:01.970	73.5	2:25.001	9 -	27.608	81.6	49.373	109.5	45.303	78.4	2:02.284
4 -	28.801	81.0	53.356	106.2	48.723	75.9	2:10.880	10 -	27.725	78.0	50.018	106.9	45.006	78.5	2:02.749
5 -	27.851	80.8	50.923	110.2	45.616	78.4	2:04.390	11 -	26.513	85.6	48.531	108.2	44.108	81.5	1:59.152
6 -	28.031	71.8	51.650	110.9	45.740	78.2	2:05.421								
24	Philip MORRIS										KPM Racing				
1 -	86.5	45.751	113.7	43.143	80.5	2:00.683	7 -	29.351	67.2	52.032	110.4	47.172	79.2	2:08.555	
2 -	29.439	73.9	54.161	107.9	51.550	74.3	2:15.150	8 -	28.238	76.0	50.580	111.3	45.567	79.3	2:04.385
3 -	30.733	71.9	55.373	105.7	48.809	76.3	2:14.915	9 -	28.379	75.7	50.980	110.2	47.435	78.1	2:06.794
4 -	29.356	76.8	56.626	103.1	50.035	77.8	2:16.017	10 -	28.774	77.2	58.646	91.1	48.678	78.4	2:16.098
5 -	29.390	69.6	53.895	109.8	45.750	78.8	2:09.035	11 -	27.573	79.7	51.564	108.9	44.875	80.0	2:04.012
6 -	28.639	73.3	51.677	110.9	47.269	79.9	2:07.585								
27	David FAIRBROTHER										KPM Racing				
30	Chris LEVETT										Slidesports				
1 -	85.4	46.897	109.5	43.341	81.0	2:02.470	7 -	26.098	90.3	47.774	108.1	43.977	80.4	1:57.849	
2 -	28.699	70.9	53.645	108.6	48.857	74.7	2:11.201	8 -	28.842	59.8	49.875	108.9	43.022	78.4	2:01.739
3 -	27.272	83.6	52.266	106.9	47.545	73.4	2:07.083	9 -	25.792	89.6	47.604	108.4	42.878	81.0	1:56.274
4 -	27.163	87.8	51.224	106.2	45.660	77.8	2:04.047	10 -	25.991	91.7	48.323	106.4	43.850	79.3	1:58.164
5 -	26.617	86.9	49.558	107.2	44.492	79.0	2:00.667	11 -	25.624	95.7	47.939	106.0	43.499	79.3	1:57.062
6 -	26.118	90.6	48.109	109.7	43.873	79.6	1:58.100								
31	Paul DEHADRAY										Slidesports				
1 -	82.1	48.331	114.1	45.198	79.0	2:06.711	6 -	28.313	79.8	52.637	104.9	49.472	77.9	2:10.422	
2 -			107.2	50.031	76.3	2:24.801	7 -	30.394	74.0	52.738	105.0	48.503	78.1	2:11.635	
3 -	29.241	73.6	1:18.634	69.5	59.043	72.2	2:46.918	8 -	29.210	80.9	52.342	108.8	48.333	76.9	2:09.885
4 -	29.447	83.8	53.777	101.8	50.024	77.1	2:13.248	9 -	29.492	79.2	52.778	102.5	47.825	77.1	2:10.095
5 -	28.151	82.0	51.516	105.4	48.909	77.5	2:08.576	10 -	27.749	82.6	52.523	100.6	48.343	77.9	2:08.615
32	Kieran GRIFFIN										Slidesports				
1 -	79.2	47.714	115.9	45.480	76.4	2:06.204	4 -	28.840	75.3	52.504	109.5	48.655	79.0	2:09.999	
2 -	29.627	65.2	55.094	107.2	51.578	76.4	2:16.299	5 -	28.287	76.1	50.793	112.8	47.391	79.7	2:06.471
3 -	29.461	70.2	53.012	105.5	50.498	77.8	2:12.971	6 -	27.583	80.0	49.861	111.5	45.706	79.5	2:03.150
33	Lucy RAMSDEN										Tony				
1 -	69.3	53.254	104.4	49.186	74.8	2:19.553	6 -	30.250	62.0	56.692	103.1	49.085	73.2	2:16.027	
2 -	32.041	55.9	59.170	101.5	52.142	72.6	2:23.353	7 -	32.052	57.1	58.190	103.1	48.871	73.3	2:19.113
3 -	31.402	66.5	1:20.080	82.8	52.625	70.8	2:44.107	8 -	30.856	63.7	57.319	103.1	48.442	77.0	2:16.617
4 -	31.250	60.9	58.001	98.0	49.742	74.7	2:18.993	9 -	31.375	72.7	56.792	99.6	49.680	74.6	2:17.847
5 -	30.337	67.4	56.686	100.9	48.805	76.9	2:15.828	10 -	30.529	70.1	57.014	101.7	48.610	72.7	2:16.153

Weather / Track : Showers / Damp

Donington Park GP
 Circuit Length = 2.4873 miles
 Start: 09:13 End: 09:36

APR Volkswagen Racing Cup
RACE 1 - ROUND 13 - SECTOR ANALYSIS

37	Richard WALKER					KPM Racing									
1 -	80.4	47.409	111.5	44.045	80.2	2:05.834	7 -	27.034	87.7	49.564	113.4	44.273	80.2	2:00.871	
2 -	27.524	82.7	51.750	105.7	1:02.941	72.5	2:22.215	8 -	25.842	90.8	47.028	114.3	42.676	81.4	1:55.546
3 -	28.027	79.0	51.366	109.3	1:00.738	77.4	2:20.131	9 -	26.333	79.0	46.737	115.1	42.631	81.0	1:55.701
4 -	28.717	72.4	51.423	100.8	46.459	77.8	2:06.599	10 -	27.027	87.8	49.283	111.5	43.347	79.7	1:59.657
5 -	27.306	85.2	49.648	108.6	45.728	79.1	2:02.682	11 -	25.467	89.0	48.984	109.1	42.404	81.2	1:56.855
6 -	27.488	76.1	51.255	112.8	46.505	80.3	2:05.248								
40	Simon TOMLINSON					AWM Motorsport									
1 -	80.5	48.950	112.0	45.381	76.5	2:07.721	6 -	29.009	72.2	51.451	109.8	48.282	74.1	2:08.742	
2 -	30.874	62.7	56.894	104.2	54.453	71.9	2:22.221	7 -	29.973	63.8	53.079	108.6	48.174	78.4	2:11.226
3 -	29.894	75.7	53.978	108.4	52.894	72.2	2:16.766	8 -	29.042	76.3	50.049	108.4	47.972	79.2	2:07.063
4 -	30.026	68.8	55.212	108.9	48.439	74.9	2:13.677	9 -	28.045	79.6	49.625	112.4	46.965	78.1	2:04.635
5 -	29.891	65.9	53.839	110.4	48.625	76.1	2:12.355	10 -	27.700	81.0	51.574	104.7	46.569	79.0	2:05.843
44	Robin RILEY														
1 -	78.6	50.008	108.4	47.062	71.0	2:11.363	6 -	30.600	74.2	55.921	104.0	50.325	76.3	2:16.846	
2 -	32.595	67.5	58.635	98.5	52.933	74.1	2:24.163	7 -	31.780	71.4	54.138	105.0	48.947	77.5	2:14.865
3 -	30.596	77.0	58.905	88.5	53.221	75.2	2:22.722	8 -	29.411	81.6	53.362	105.2	47.957	77.4	2:10.730
4 -	31.991	68.5	57.104	99.4	51.925	75.4	2:21.020	9 -	29.387	79.0	54.940	94.5	50.674	75.2	2:15.001
5 -	30.822	73.2	55.831	96.0	50.513	76.5	2:17.166	10 -	30.078	77.6	54.273	103.7	48.539	77.9	2:12.890
46	Andrew SMITH					VIS-Tuning									
1 -	69.8	52.607	105.2	49.796	74.6	2:20.135	6 -	27.541	87.2	50.296	104.4	48.204	73.5	2:06.041	
2 -	31.950	54.8	58.962	97.0	54.153	72.2	2:25.065	7 -	27.848	80.6	50.177	105.4	48.538	73.4	2:06.563
3 -	29.633	74.2	54.846	98.1	51.680	72.9	2:16.159	8 -	27.635	85.7	49.493	105.2	47.130	73.0	2:04.258
4 -	29.520	79.3	54.114	100.5	50.379	71.7	2:14.013	9 -	27.034	86.6	48.258	108.2	47.723	75.3	2:03.015
5 -	28.793	79.9	52.803	105.8	48.795	72.9	2:10.391	10 -	27.026	85.3	51.547	106.0	46.669	76.3	2:05.242
48	Richard MORGAN					Slidesports									
1 -	94.8	45.353	111.7	43.632	80.3	1:58.527	7 -	27.423	82.8	50.024	110.0	46.398	80.3	2:03.845	
2 -	27.825	81.3	53.447	103.2	49.466	75.7	2:10.738	8 -	27.727	83.8	49.336	109.5	43.929	81.1	2:00.992
3 -	28.650	79.0	52.817	107.0	48.122	78.1	2:09.589	9 -	26.626	83.8	48.503	110.2	44.193	81.5	1:59.322
4 -	28.520	87.0	52.929	107.0	47.388	78.9	2:08.837	10 -	26.825	84.8	49.782	106.5	45.326	80.8	2:01.933
5 -	28.498	83.6	51.910	109.3	47.462	79.4	2:07.870	11 -	26.540	88.5	49.079	108.4	43.908	80.8	1:59.527
6 -	27.559	81.8	50.260	107.7	46.198	80.2	2:04.017								
51	Simon ANDREWS														
1 -	95.2	44.648	112.4	42.662	79.5	1:55.657	7 -	28.676	71.5	50.962	113.0	45.895	78.9	2:05.533	
2 -	27.878	78.7	55.720	104.2	51.146	73.9	2:14.744	8 -	27.757	74.2	50.749	111.3	45.532	79.2	2:04.038
3 -	28.645	74.6	54.073	104.9	49.690	75.9	2:12.408	9 -	27.603	78.0	49.403	111.5	45.129	79.2	2:02.135
4 -	28.219	75.7	52.408	109.5	48.507	77.6	2:09.134	10 -	27.283	77.2	50.718	109.1	46.786	78.5	2:04.787
5 -	28.612	72.9	51.846	110.4	48.939	76.3	2:09.397	11 -	27.608	79.6	50.714	109.3	45.558	79.0	2:03.880
6 -	28.315	75.1	51.372	110.2	47.031	78.5	2:06.718								
65	Craig MILNER					Slidesports									
1 -	91.6	45.205	114.9	43.456	80.9	1:58.850	7 -	27.917	72.0	49.913	114.3	44.240	81.1	2:02.070	
2 -	28.788	77.0	53.126	105.7	1:01.999	77.6	2:23.913	8 -	27.275	75.1	48.575	114.7	45.227	80.7	2:01.077
3 -	28.549	75.7	52.357	103.2	49.993	75.4	2:10.899	9 -	26.113	84.5	47.561	114.1	43.127	80.2	1:56.801
4 -	28.400	77.6	53.770	108.1	47.043	77.4	2:09.213	10 -	26.940	82.3	48.982	111.5	44.726	79.8	2:00.648
5 -	27.969	81.0	50.347	112.4	45.564	78.5	2:03.880	11 -	26.751	83.5	48.854	111.5	43.131	77.8	1:58.736
6 -	27.178	81.1	50.122	113.0	45.009	79.3	2:02.309								
68	Jack WALKER-TULLEY					KPM Racing									
1 -	80.4	49.680	109.5	46.852	75.6	2:11.701	7 -			108.6	43.170	78.0	2:02.441		
2 -	29.903	68.4	55.720	104.9	53.765	71.7	2:19.388	8 -	26.824	78.4	48.398	110.2	44.200	79.0	1:59.422
3 -	29.329	73.1	55.315	105.2	49.178	73.8	2:13.822	9 -	26.094	83.1	47.422	110.6	43.993	78.1	1:57.509
4 -	27.622	75.3	52.542	105.5	47.655	76.1	2:07.819	10 -	27.006	85.4	50.663	107.2	44.585	77.5	2:02.254
5 -	27.981	80.8	50.750	109.7	44.881	77.7	2:03.612	11 -	26.003	88.3	48.132	107.7	44.151	78.1	1:58.286
6 -	26.389	80.1	48.562	110.6	44.662	77.4	1:59.613								

Weather / Track : Showers / Damp

Donington Park GP
 Circuit Length = 2.4873 miles
 Start: 09:13 End: 09:36

APR Volkswagen Racing Cup
RACE 1 - ROUND 13 - SECTOR ANALYSIS

69	James WALKER		KPM Racing												
1 -		<i>104.0</i>	<i>44.573</i>	<i>108.6</i>	<i>42.060</i>	<i>77.1</i>	1:54.694	7 -	26.382	87.0	47.876	106.5	43.963	76.1	1:58.221
2 -	26.819	86.5	49.534	106.4	46.507	70.4	2:02.860	8 -	26.525	88.9	48.099	106.5	43.717	76.8	1:58.341
3 -	27.264	91.6	50.243	104.9	47.025	74.4	2:04.532	9 -	26.227	92.7	47.525	106.5	43.693	76.4	1:57.445
4 -	26.972	90.2	49.821	104.2	46.068	75.4	2:02.861	10 -	26.196	93.2	47.154	106.9	44.207	76.5	1:57.557
5 -	26.832	89.1	49.441	104.2	45.037	74.5	2:01.310	11 -	<i>26.060</i>	92.3	47.886	106.4	43.356	74.7	1:57.302
6 -	26.351	94.9	48.859	107.0	45.308	76.6	2:00.518								
81	Henry GILBERT		Tony Gilham Racing & Team Hard												
1 -		80.4	48.899	107.7	46.325	76.1	2:09.070	7 -	27.321	72.9	52.220	107.2	44.124	78.9	2:03.665
2 -	30.162	69.8	54.903	104.2	50.088	74.7	2:15.153	8 -	26.440	82.7	<i>48.402</i>	107.7	44.157	78.3	1:58.999
3 -	28.986	77.8	53.353	102.3	51.100	73.7	2:13.439	9 -	26.543	80.0	48.556	<i>108.1</i>	<i>43.477</i>	<i>79.6</i>	1:58.576
4 -	28.438	78.7	52.384	103.2	48.844	76.5	2:09.666	10 -	27.408	72.0	1:00.326	76.8	51.764	74.5	2:19.498
5 -	27.937	81.2	51.073	104.5	46.935	77.2	2:05.945	11 -	<i>26.272</i>	<i>84.4</i>	49.780	104.0	46.559	72.2	2:02.611
6 -	27.265	78.3	50.433	105.4	45.533	78.5	2:03.231								
96	Cameron THOMPSON		KPM Racing												
1 -		78.8	<i>46.903</i>	<i>113.0</i>	49.131	79.1	2:08.467	7 -	27.966	73.5	50.626	108.2	49.862	78.9	2:08.454
2 -	29.684	68.9	53.991	107.7	56.511	75.9	2:20.186	8 -	29.044	77.4	49.821	108.9	45.833	80.4	2:04.698
3 -	28.721	72.9	1:02.340	98.5	49.378	77.5	2:20.439	9 -	26.872	80.3	49.686	109.5	45.420	<i>80.5</i>	2:01.978
4 -	28.297	71.7	57.081	105.0	46.420	76.2	2:11.798	10 -	<i>26.846</i>	<i>82.0</i>	50.712	106.7	44.722	79.0	2:02.280
5 -	28.745	53.2	1:05.110	107.2	<i>44.605</i>	78.6	2:18.460	11 -	28.280	<i>82.0</i>	50.773	106.2	44.916	79.5	2:03.969
6 -	27.281	73.4	53.077	107.5	44.990	78.4	2:05.348								
99	Mark CLYNES		Slidesports												
1 -		80.6	49.191	108.6	48.021	77.7	2:10.908	7 -	29.292	71.6	51.708	109.5	45.696	79.4	2:06.696
2 -	30.070	66.1	55.149	101.4	55.367	74.9	2:20.586	8 -	27.209	78.9	49.109	<i>113.7</i>	43.523	78.5	1:59.841
3 -	30.244	70.4	56.687	100.0	48.760	77.9	2:15.691	9 -	27.477	71.8	48.961	110.7	43.430	78.3	1:59.868
4 -	28.877	72.4	52.814	102.0	46.992	79.6	2:08.683	10 -	27.110	<i>80.8</i>	48.856	109.5	<i>43.366</i>	80.3	1:59.332
5 -	28.319	74.9	51.312	111.8	45.500	80.0	2:05.131	11 -	<i>26.856</i>	80.6	<i>47.988</i>	111.1	44.984	<i>80.6</i>	1:59.828
6 -	28.086	76.2	49.728	111.8	45.349	80.3	2:03.163								

Weather / Track : Showers / Damp

Donington Park GP
 Circuit Length = 2.4873 miles
 Start: 09:13 End: 09:36

APR Volkswagen Racing Cup

RACE 1 - ROUND 13 - BEST SECTOR TIMES

SECTOR 1			SECTOR 2			SECTOR 3			IDEAL / BEST COMPARISON							
POS	NO	NAME	TIME	NO	NAME	TIME	NO	NAME	TIME	POS	NO	NAME	IDEAL	BEST	DIFF	
1	8	MASON	25.318	8	MASON	43.248	8	MASON	41.577	1	8	MASON	1:50.143	1:54.393	4.250	
2	37	WALKER	25.467	13	FULBROOK	44.257	13	FULBROOK	42.050	2	13	FULBROOK	1:52.376	1:58.221	5.845	
3	20	CARTWRIGHT	25.599	69	WALKER	44.573	69	WALKER	42.060	3	69	WALKER	1:52.693	1:57.302	4.609	
4	30	LEVETT	25.624	51	ANDREWS	44.648	37	WALKER	42.404	4	20	CARTWRIGHT	1:53.427	1:56.210	2.783	
5	68	WALKER-TULLEY	26.003	5	WILSON	44.820	51	ANDREWS	42.662	5	65	MILNER	1:54.445	1:56.801	2.356	
6	12	HARBERMAN	26.014	20	CARTWRIGHT	44.947	5	WILSON	42.867	6	51	ANDREWS	1:54.593	2:02.135	7.542	
7	69	WALKER	26.060	4	LINES	45.023	30	LEVETT	42.878	7	37	WALKER	1:54.608	1:55.546	0.938	
8	13	FULBROOK	26.069	65	MILNER	45.205	20	CARTWRIGHT	42.881	8	30	LEVETT	1:55.399	1:56.274	0.875	
9	65	MILNER	26.113	48	MORGAN	45.353	21	WILMOTT	43.102	9	48	MORGAN	1:55.525	1:59.322	3.797	
10	81	GILBERT	26.272	24	MORRIS	45.751	65	MILNER	43.127	10	5	WILSON	1:55.580	2:12.126	16.546	
11	21	WILMOTT	26.513	6	WILSON	45.803	24	MORRIS	43.143	11	21	WILMOTT	1:55.593	1:59.152	3.559	
12	48	MORGAN	26.540	21	WILMOTT	45.978	68	WALKER-TULLEY	43.170	12	6	WILSON	1:55.792	1:59.729	3.937	
13	3	FORSTER	26.666	12	HARBERMAN	46.659	6	WILSON	43.279	13	4	LINES	1:56.285			
14	6	WILSON	26.710	37	WALKER	46.737	99	CLYNES	43.366	14	24	MORRIS	1:56.467	2:04.012	7.545	
15	19	CHOPRA	26.718	30	LEVETT	46.897	81	GILBERT	43.477	15	68	WALKER-TULLEY	1:56.595	1:57.509	0.914	
16	96	THOMPSON	26.846	96	THOMPSON	46.903	48	MORGAN	43.632	16	12	HARBERMAN	1:56.839	1:58.257	1.418	
17	99	CLYNES	26.856	68	WALKER-TULLEY	47.422	4	LINES	43.640	17	81	GILBERT	1:58.151	1:58.576	0.425	
18	46	SMITH	27.026	3	FORSTER	47.423	12	HARBERMAN	44.166	18	99	CLYNES	1:58.210	1:59.332	1.122	
19	9	WYHINNY	27.199	32	GRIFFIN	47.714	9	WYHINNY	44.458	19	96	THOMPSON	1:58.354	2:01.978	3.624	
20	51	ANDREWS	27.283	9	WYHINNY	47.895	96	THOMPSON	44.605	20	3	FORSTER	1:59.229	2:03.722	4.493	
21	24	MORRIS	27.573	99	CLYNES	47.988	3	FORSTER	45.140	21	9	WYHINNY	1:59.552	2:01.050	1.498	
22	32	GRIFFIN	27.583	46	SMITH	48.258	19	CHOPRA	45.153	22	19	CHOPRA	2:00.603	2:01.151	0.548	
23	4	LINES	27.622	31	DEHADRAY	48.331	31	DEHADRAY	45.198	23	32	GRIFFIN	2:00.777	2:03.150	2.373	
24	40	TOMLINSON	27.700	81	GILBERT	48.402	40	TOMLINSON	45.381	24	31	DEHADRAY	2:01.278	2:08.576	7.298	
25	31	DEHADRAY	27.749	19	CHOPRA	48.732	32	GRIFFIN	45.480	25	46	SMITH	2:01.953	2:03.015	1.062	
26	5	WILSON	27.893	40	TOMLINSON	48.950	46	SMITH	46.669	26	40	TOMLINSON	2:02.031	2:04.635	2.604	
27	44	RILEY	29.387	44	RILEY	50.008	44	RILEY	47.062	27	44	RILEY	2:06.457	2:10.730	4.273	
28	33	RAMSDEN	30.250	33	RAMSDEN	53.254	33	RAMSDEN	48.442	28	33	RAMSDEN	2:11.946	2:15.828	3.882	
29	15	NEUHOFF		15	NEUHOFF		15	NEUHOFF		29	15	NEUHOFF	1:54.068	0.000		
													Perfect Lap	1:50.143		

Car 15 - Please fit working transponder

Weather / Track : Showers / Damp

Donington Park GP
Circuit Length = 2.4873 miles
Start: 09:13 End: 09:36

APR Volkswagen Racing Cup
RACE 1 - ROUND 13 - SPEED TRAPS

SECTOR 1				SECTOR 2			FINISH LINE			
POS	NO	NAME	MPH	NO	NAME	MPH	NO	NAME	MPH	
1	69	James WALKER	104.0	32	Kieran GRIFFIN	115.9	20	Jim CARTWRIGHT	82.8	
2	8	Aaron MASON	103.7	37	Richard WALKER	115.1	21	Andy WILMOTT	81.5	
3	30	Chris LEVETT	95.7	65	Craig MILNER	114.9	48	Richard MORGAN	81.5	
4	51	Simon ANDREWS	95.2	31	Paul DEHADRAY	114.1	37	Richard WALKER	81.4	
5	48	Richard MORGAN	94.8	6	Jonathan WILSON	113.7	6	Jonathan WILSON	81.2	
6	20	Jim CARTWRIGHT	93.9	21	Andy WILMOTT	113.7	65	Craig MILNER	81.1	
7	13	Joe FULBROOK	93.1	24	Philip MORRIS	113.7	30	Chris LEVETT	81.0	
8	65	Craig MILNER	91.6	99	Mark CLYNES	113.7	13	Joe FULBROOK	80.8	
9	37	Richard WALKER	90.8	3	Arthur FORSTER	113.0	12	Tony HARBERTMAN	80.7	
10	5	Thomas WILSON	90.7	51	Simon ANDREWS	113.0	99	Mark CLYNES	80.6	
11	4	Stewart LINES	89.6	96	Cameron THOMPSON	113.0	24	Philip MORRIS	80.5	
12	6	Jonathan WILSON	89.5	13	Joe FULBROOK	112.8	96	Cameron THOMPSON	80.5	
13	68	Jack WALKER-TULLEY	88.3	4	Stewart LINES	112.6	5	Thomas WILSON	79.9	
14	46	Andrew SMITH	87.2	40	Simon TOMLINSON	112.4	19	Nikhil CHOPRA	79.8	
15	12	Tony HARBERTMAN	87.0	19	Nikhil CHOPRA	111.8	32	Kieran GRIFFIN	79.7	
16	24	Philip MORRIS	86.5	12	Tony HARBERTMAN	111.7	81	Henry GILBERT	79.6	
17	21	Andy WILMOTT	85.6	48	Richard MORGAN	111.7	8	Aaron MASON	79.5	
18	81	Henry GILBERT	84.4	8	Aaron MASON	110.9	51	Simon ANDREWS	79.5	
19	31	Paul DEHADRAY	83.8	20	Jim CARTWRIGHT	110.7	40	Simon TOMLINSON	79.2	
20	9	Paul WYHINNY	83.7	68	Jack WALKER-TULLEY	110.6	31	Paul DEHADRAY	79.0	
21	19	Nikhil CHOPRA	82.7	9	Paul WYHINNY	110.4	68	Jack WALKER-TULLEY	79.0	
22	3	Arthur FORSTER	82.6	5	Thomas WILSON	110.2	9	Paul WYHINNY	78.6	
23	96	Cameron THOMPSON	82.0	30	Chris LEVETT	109.7	44	Robin RILEY	77.9	
24	44	Robin RILEY	81.6	69	James WALKER	108.6	69	James WALKER	77.1	
25	40	Simon TOMLINSON	81.0	44	Robin RILEY	108.4	33	Lucy RAMSDEN	77.0	
26	99	Mark CLYNES	80.8	46	Andrew SMITH	108.2	3	Arthur FORSTER	76.8	
27	32	Kieran GRIFFIN	80.0	81	Henry GILBERT	108.1	4	Stewart LINES	76.5	
28	33	Lucy RAMSDEN	72.7	33	Lucy RAMSDEN	104.4	46	Andrew SMITH	76.3	
29										

Car 15 - Please fit working transponder

Weather / Track : Showers / Damp

Donington Park GP
 Circuit Length = 2.4873 miles
 Start: 09:13 End: 09:36

APR Volkswagen Racing Cup

RACE 1 - ROUND 13 - POSITION CHART

No	Name	Laps Pos	Laps												
			1	2	3	4	5	6	7	8	9	10	11		
8	Aaron MASON	1	8	8	8	8	8	8	8	8	8	8	8	8	8
69	James WALKER	2	69	69	69	69	69	15	15	15	15	15	15	15	15
13	Joe FULBROOK	3	13	15	15	15	15	69	69	69	69	69	69	69	69
51	Simon ANDREWS	4	51	20	20	20	20	20	20	20	20	20	20	20	20
15	Mike NEUHOFF	5	15	13	13	13	13	30	30	30	30	30	30	30	30
5	Thomas WILSON	6	5	5	48	30	30	13	13	13	13	13	13	13	13
20	Jim CARTWRIGHT	7	20	48	30	48	48	48	48	48	48	48	48	48	48
4	Stewart LINES	8	4	51	51	51	51	51	6	6	65	65	65	65	65
48	Richard MORGAN	9	48	30	24	6	6	6	65	65	6	6	37		
65	Craig MILNER	10	65	24	6	65	65	65	51	12	12	37	6		
6	Jonathan WILSON	11	6	21	12	12	12	12	12	51	37	12	12		
24	Philip MORRIS	12	24	6	65	32	32	32	68	68	68	68	68		
21	Andy WILMOTT	13	21	12	32	24	81	9	81	37	81	51	51		
30	Chris LEVETT	14	30	32	81	81	9	68	37	81	51	21	21		
37	Richard WALKER	15	37	65	9	9	24	81	21	21	21	99	99		
32	Kieran GRIFFIN	16	32	4	5	21	68	21	99	99	99	81	81		
12	Tony HARBERMAN	17	12	81	21	68	21	37	24	24	24	19	19		
31	Paul DEHADRAY	18	31	9	68	37	37	24	19	19	19	24	24		
3	Arthur FORSTER	19	3	37	40	99	99	99	40	96	96	96	96		
40	Simon TOMLINSON	20	40	96	99	5	19	19	96	40	40	40	40		
96	Cameron THOMPSON	21	96	40	37	19	40	40	46	46	46	46	46		
81	Henry GILBERT	22	81	19	96	40	5	96	31	31	31	31	31		
9	Paul WYHINNY	23	9	68	19	96	96	3	44	44	44	44	44		
19	Nikhil CHOPRA	24	19	99	44	46	3	46	33	33	33	33	33		
99	Mark CLYNES	25	99	31	46	3	46	31	5	5	5				
44	Robin RILEY	26	44	44	3	44	44	44							
68	Jack WALKER-TULLEY	27	68	33	31	31	31	33							
33	Lucy RAMSDEN	28	33	46	33	33	33	5							
46	Andrew SMITH	29	46	3											


Car 15 - Please fit working transponder

Weather / Track : Showers / Damp

Donington Park GP
Circuit Length = 2.4873 miles
Start: 09:13 End: 09:36

APR Volkswagen Racing Cup

RACE 2 - ROUND 14 - GRID

ROW 16	18	Doug ROSS	
ROW 15	4	Stewart LINES	27
ROW 14	9	Paul WYHINNY	3
ROW 13	5	Thomas WILSON	32
ROW 12	44	Robin RILEY	33
ROW 11	46	Andrew SMITH	31
ROW 10	96	Cameron THOMPSON	40
ROW 9	19	Nikhil CHOPRA	24
ROW 8	99	Mark CLYNES	81
ROW 7	51	Simon ANDREWS	21
ROW 6	12	Tony HARBERMAN	68
ROW 5	37	Richard WALKER	6
ROW 4	48	Richard MORGAN	65
ROW 3	15	Mike NEUHOFF	8
ROW 2	20	Jim CARTWRIGHT	69
ROW 1	13	Joe FULBROOK	30
Pole			
			

Donington Park GP
Circuit Length = 2.4873 miles

These results are provisional until the conclusion of any judicial and technical matters.

Clerk of Course :		Timekeeper :
-------------------	--	--------------

APR Volkswagen Racing Cup

RACE 2 - ROUND 14 - CLASSIFICATION

POS	NO	CL	NAME	ENTRY	LAPS	TIME	GAP	DIFF	MPH	BEST	ON
1	8		Aaron MASON	Golf MK5 GTI - AWM Motorsport	10	19:56.328			74.84	1:47.692	9
2	69		James WALKER	Scirocco R - KPM Racing	10	19:59.361	3.033	3.033	74.66	1:47.962	9
3	37		Richard WALKER	Golf MK6 GTI - KPM Racing	10	20:01.657	5.329	2.296	74.51	1:46.751	9
4	30		Chris LEVETT	Golf MK5 GTI - Slidesports	10	20:02.269	5.941	0.612	74.47	1:47.521	9
5	15		Mike NEUHOFF	Golf MK6 GTI - KPM Racing	10	20:03.625	7.297	1.356	74.39	1:48.127	10
6	4		Stewart LINES	Golf MK5 GTI - Stewart Lines Racing/KPM Racing	10	20:06.279	9.951	2.654	74.23	1:48.522	8
7	5		Thomas WILSON	Golf MK5 GTI - Complete Racing	10	20:08.148	11.820	1.869	74.11	1:48.472	8
8	48		Richard MORGAN	Golf MK5 GTI - Slidesports	10	20:08.456	12.128	0.308	74.09	1:49.272	7
9	20		Jim CARTWRIGHT	Golf MK5 GTI - KPM Racing	10	20:09.957	13.629	1.501	74.00	1:48.569	7
10	12		Tony HARBERMAN	Beetle RSI - ST Motorsport	10	20:12.645	16.317	2.688	73.84	1:50.030	9
11	81		Henry GILBERT	Golf MK5 GTI - Tony Gilham Racing & Team Hard	10	20:13.357	17.029	0.712	73.79	1:49.512	7
12	13		Joe FULBROOK	Bora 1.8T - Warranty Direct Racing	10	20:17.829	21.501	4.472	73.52	1:47.464	9
13	27		David FAIRBROTHER	Golf MK5 GTI - KPM Racing	10	20:21.350	25.022	3.521	73.31	1:50.531	8
14	21		Andy WILMOTT	Golf MK5 GTI - Tony Gilham Racing & Team Hard	10	20:21.974	25.646	0.624	73.27	1:49.796	9
15	9		Paul WYHINNY	Seat Cupra - Volkswagen Racing UK	10	20:23.732	27.404	1.758	73.17	1:50.662	9
16	40		Simon TOMLINSON	Golf MK5 GTI - AWM Motorsport	10	20:27.004	30.676	3.272	72.97	1:50.632	8
17	24		Philip MORRIS	Golf MK5 GTI - KPM Racing	10	20:27.983	31.655	0.979	72.92	1:51.371	8
18	6		Jonathan WILSON	Scirocco R - Complete Racing	10	20:30.244	33.916	2.261	72.78	1:50.442	9
19	3		Arthur FORSTER	Scirocco R - KPM Racing	10	20:30.377	34.049	0.133	72.77	1:50.403	7
20	44		Robin RILEY	Beetle RSI -	10	20:31.074	34.746	0.697	72.73	1:51.334	8
21	46		Andrew SMITH	Beetle TDI - VIS-Tuning	10	20:47.647	51.319	16.573	71.77	1:51.847	7
22	96		Cameron THOMPSON	Golf MK5 GTI - KPM Racing	10	20:51.094	54.766	3.447	71.57	1:53.463	9
23	33		Lucy RAMSDEN	Golf MK5 GTI - Tony	10	22:15.689	2:19.361	1:24.595	67.03	2:07.620	7

NOT CLASSIFIED

<i>DNF</i>	51		Simon ANDREWS	Golf MK5 GTI -	9	18:34.005	1 lap	1 lap	72.34	1:50.260	7
<i>DNF</i>	99		Mark CLYNES	Golf MK5 GTI - Slidesports	7	17:20.522	3 laps	2 laps	60.24	1:54.833	6
<i>DNF</i>	65		Craig MILNER	Scirocco R - Slidesports	1	2:10.077	9 laps	6 laps	68.83		
<i>DNF</i>	68		Jack WALKER-TULLEY	Golf MK5 GTI - KPM Racing	1	2:38.841	9 laps	28.764	56.37		
<i>DNF</i>	19		Nikhil CHOPRA	Golf MK5 GTI - Prestige Performance	0						
<i>DNF</i>	31		Paul DEHADRAY	Golf MK5 GTI - Slidesports	0						

FASTEST LAP

37			Richard WALKER	Golf MK6 GTI - KPM Racing	9	1:46.751		83.88 mph		134.99 kph	
----	--	--	-----------------------	---------------------------	---	----------	--	-----------	--	------------	--

Weather / Track : Cloudy / Dry

These results are provisional until the conclusion of any judicial and technical matters.

Donington Park GP

Circuit Length = 2.4873 miles

Start: 14:54 End: 15:17

Clerk of Course :

Timekeeper :

APR Volkswagen Racing Cup

RACE 2 - ROUND 14 - LAP CHART

Lap 1			Lap 2			Lap 3			Lap 4			Lap 5		
No	Behind	Laptime	No	Behind	Laptime	No	Behind	Laptime	No	Behind	Laptime	No	Behind	Laptime
8		1:56.400	8		2:02.972	8		2:21.024	8		2:21.355	8		2:14.396
20	0.436	1:56.836	20	0.759	2:03.295	20	0.626	2:20.891	20	0.439	2:21.168	20	0.258	2:14.215
30	0.670	1:57.070	30	1.325	2:03.627	30	1.501	2:21.200	30	0.994	2:20.848	30	0.691	2:14.093
15	1.588	1:57.988	15	2.054	2:03.438	15	2.364	2:21.334	15	2.065	2:21.056	15	1.117	2:13.448
69	1.673	1:58.073	69	4.125	2:05.424	69	3.047	2:19.946	69	2.510	2:20.818	69	1.538	2:13.424
48	2.541	1:58.941	48	5.069	2:05.500	48	3.508	2:19.463	48	3.203	2:21.050	48	2.214	2:13.407
13	3.986	2:00.386	13	6.046	2:05.032	13	5.059	2:20.037	13	4.326	2:20.622	13	2.716	2:12.786
12	5.915	2:02.315	12	7.314	2:04.371	12	5.859	2:19.569	12	5.406	2:20.902	12	3.228	2:12.218
5	7.758	2:04.158	37	7.918	2:02.519	37	6.455	2:19.561	37	5.755	2:20.655	37	3.534	2:12.175
37	8.371	2:04.771	5	8.591	2:03.805	5	8.212	2:20.645	5	6.773	2:19.916	5	4.019	2:11.642
4	10.500	2:06.900	4	10.209	2:02.681	4	8.851	2:19.666	4	7.779	2:20.283	4	4.742	2:11.359
81	11.814	2:08.214	81	11.987	2:03.145	81	9.783	2:18.820	81	9.234	2:20.806	81	5.080	2:10.242
9	13.467	2:09.867	27	13.867	2:02.879	27	11.600	2:18.757	27	10.646	2:20.401	27	7.137	2:10.887
65	13.677	2:10.077	9	15.949	2:05.454	9	12.281	2:17.356	9	11.677	2:20.751	9	7.858	2:10.577
21	13.811	2:10.211	21	16.407	2:05.568	21	13.141	2:17.758	21	12.341	2:20.555	21	8.208	2:10.263
27	13.960	2:10.360	51	17.154	2:05.842	51	13.728	2:17.598	51	13.253	2:20.880	51	9.793	2:10.936
24	14.281	2:10.681	24	19.789	2:08.480	24	14.345	2:15.580	24	13.916	2:20.926	24	10.303	2:10.783
51	14.284	2:10.684	40	26.002	2:14.125	40	16.111	2:11.133	40	16.130	2:21.374	40	12.151	2:10.417
40	14.849	2:11.249	44	26.535	2:13.890	44	16.567	2:11.056	44	16.568	2:21.356	44	12.561	2:10.389
44	15.617	2:12.017	46	27.370	2:13.130	46	17.155	2:10.809	46	17.206	2:21.406	46	13.820	2:11.010
99	17.187	2:13.587 P	3	28.132	2:11.971	3	18.328	2:11.220	3	17.866	2:20.893	3	14.852	2:11.382
46	17.212	2:13.612	96	29.042	2:06.898	96	19.517	2:11.499	96	18.990	2:20.828	96	16.079	2:11.485
3	19.133	2:15.533	6	29.592	2:04.789	6	20.099	2:11.531	6	19.930	2:21.186	6	16.534	2:11.000
96	25.116	2:21.516	33	44.843	2:17.360	33	38.127	2:14.308	33	29.533	2:12.761	33	24.167	2:09.030
6	27.775	2:24.175				99	1 LAP	5:22.958	99	1 LAP	2:00.756	99	1 LAP	1:56.742
33	30.455	2:26.855												
68	42.441	2:38.841 P												

Weather / Track : Cloudy / Dry

Donington Park GP
Circuit Length = 2.4873 miles
Start: 14:54 End: 15:17

APR Volkswagen Racing Cup

RACE 2 - ROUND 14 - LAP CHART

Lap 6			Lap 7			Lap 8			Lap 9			Lap 10		
No	Behind	Laptime	No	Behind	Laptime	No	Behind	Laptime	No	Behind	Laptime	No	Behind	Laptime
8		1:47.982	8		1:48.317	8		1:48.186	8		1:47.692	8		1:48.004
20	1.693	1:49.417	20	1.945	1:48.569	69	2.489	1:48.369	69	2.759	1:47.962	69	3.033	1:48.278
30	1.753	1:49.044	30	2.072	1:48.636	20	3.051	1:49.292	30	4.808	1:47.521	37	5.329	1:47.542
69	2.061	1:48.505	69	2.306	1:48.562	15	4.935	1:49.247	13	5.192	1:47.464	30	5.941	1:49.137
13	2.658	1:47.924	13	2.700	1:48.359	30	4.979	1:51.093	37	5.791	1:46.751	15	7.297	1:48.127
15	2.777	1:49.642	37	3.073	1:47.077	13	5.420	1:50.906	15	7.174	1:49.931	4	9.951	1:49.668
37	4.313	1:48.761	15	3.874	1:49.414	37	6.732	1:51.845	4	8.287	1:48.522	5	11.820	1:50.089
48	4.474	1:50.242	48	5.429	1:49.272	48	7.248	1:50.005	48	9.282	1:49.726	48	12.128	1:50.850
12	5.605	1:50.359	4	7.121	1:49.200	4	7.457	1:48.522	20	9.406	1:54.047	20	13.629	1:52.227
4	6.238	1:49.478	12	7.478	1:50.190	5	7.978	1:48.472	5	9.735	1:49.449	12	16.317	1:50.974
5	6.536	1:50.499	5	7.692	1:49.473	81	10.235	1:49.951	12	13.347	1:50.030	81	17.029	1:51.395
81	7.275	1:50.177	81	8.470	1:49.512	12	11.009	1:51.717	81	13.638	1:51.095	13	21.501	2:04.313
27	12.193	1:53.038	27	15.808	1:51.932	27	18.153	1:50.531	27	21.521	1:51.060	27	25.022	1:51.505
51	15.197	1:53.386	51	17.140	1:50.260	21	20.320	1:51.236	21	22.424	1:49.796	21	25.646	1:51.226
21	15.577	1:55.351	21	17.270	1:50.010	51	20.875	1:51.921	9	24.362	1:50.662	9	27.404	1:51.046
9	15.670	1:55.794	9	18.880	1:51.527	9	21.392	1:50.698	51	25.681	1:52.498	40	30.676	1:51.761
24	15.972	1:53.651	24	19.158	1:51.503	24	22.343	1:51.371	24	26.204	1:51.553	24	31.655	1:53.455
40	16.623	1:52.454	3	19.874	1:50.403	40	23.344	1:50.632	40	26.919	1:51.267	6	33.916	1:52.383
3	17.788	1:50.918	40	20.898	1:52.592	3	24.058	1:52.370	3	27.011	1:50.645	3	34.049	1:55.042 P
44	18.570	1:53.991	44	21.786	1:51.533	44	24.934	1:51.334	6	29.537	1:50.442	44	34.746	1:53.127
46	19.437	1:53.599	46	22.967	1:51.847	6	26.787	1:50.493	44	29.623	1:52.381	46	51.319	1:52.638
6	22.229	1:53.677	6	24.480	1:50.568	46	41.421	2:06.640	46	46.685	1:52.956	96	54.766	1:54.608
96	23.966	1:55.869	96	35.972	2:00.323	96	42.391	1:54.605	96	48.162	1:53.463	33	2:19.361	2:19.495 P
99	1 LAP	1:55.457	99	1 LAP	1:54.833	99	1 LAP	1:56.189	33	1:47.870	2:09.708			
33	46.306	2:10.121	33	1:05.609	2:07.620	33	1:25.854	2:08.431						

Weather / Track : Cloudy / Dry

Donington Park GP
Circuit Length = 2.4873 miles
Start: 14:54 End: 15:17

APR Volkswagen Racing Cup

RACE 2 - ROUND 14 - SECTOR ANALYSIS

3	Arthur FORSTER					KPM Racing									
1-	82.3	47.483	111.5	51.727	79.8	2:15.533	6-	23.905	106.9	44.215	112.4	42.798	80.5	1:50.918	
2-	28.323	63.2	54.457	95.9	49.191	77.6	2:11.971	7-	23.802	98.0	44.354	112.2	42.247	81.2	1:50.403
3-	26.930	84.9	48.649	91.7	55.641	74.1	2:11.220	8-	24.277	87.6	44.365	112.6	43.728	79.2	1:52.370
4-	30.491	74.1	53.490	65.5	56.912	74.6	2:20.893	9-	23.929	98.4	43.538	110.6	43.178	80.9	1:50.645
5-	29.414	86.4	51.771	53.3	50.197	80.9	2:11.382	10-	24.659	90.0	45.685	113.0	ln		1:55.042 P
4	Stewart LINES					Stewart Lines Racing/KPM Racing									
1-	78.8	46.862	114.3	44.013	81.3	2:06.900	6-	23.848	107.2	43.305	112.2	42.325	79.8	1:49.478	
2-	24.820	104.9	49.626	68.1	48.235	71.0	2:02.681	7-	23.689	108.4	43.375	113.6	42.136	81.7	1:49.200
3-	31.322	72.3	52.862	76.9	55.482	68.1	2:19.666	8-	23.877	108.4	42.472	113.0	42.173	81.7	1:48.522
4-	30.376	88.0	55.812	67.1	54.095	76.8	2:20.283	9-	23.892	106.9	42.776	112.6	41.854	81.5	1:48.522
5-	29.125	85.9	55.058	56.3	47.176	80.8	2:11.359	10-	23.773	107.4	43.880	112.0	42.015	81.1	1:49.668
5	Thomas WILSON					Complete Racing									
1-	91.8	45.781	111.7	44.029	80.5	2:04.158	6-	24.012	104.0	43.704	111.5	42.783	79.9	1:50.499	
2-	23.955	98.4	52.157	70.3	47.693	80.4	2:03.805	7-	24.037	109.3	43.639	111.1	41.797	75.2	1:49.473
3-	32.145	70.1	52.981	74.2	55.519	63.4	2:20.645	8-	24.485	109.3	42.699	111.1	41.288	80.5	1:48.472
4-	30.112	89.8	56.191	71.0	53.613	77.2	2:19.916	9-	24.052	102.8	43.282	112.0	42.115	80.0	1:49.449
5-	29.638	86.9	54.851	59.0	47.153	81.1	2:11.642	10-	23.933	109.3	44.064	110.9	42.092	77.9	1:50.089
6	Jonathan WILSON					Complete Racing									
1-		48.107	112.0	1:04.712	75.0	2:24.175	6-	24.541	99.9	46.448	111.7	42.688	80.3	1:53.677	
2-	25.938	86.4	49.565	104.4	49.286	79.6	2:04.789	7-	24.362	98.3	44.106	113.9	42.100	81.2	1:50.568
3-	26.943	83.6	48.418	89.8	56.170	78.7	2:11.531	8-	24.174	99.1	43.961	113.9	42.358	80.9	1:50.493
4-	29.669	73.7	53.724	67.6	57.793	74.9	2:21.186	9-	23.978	102.8	43.900	114.5	42.564	80.4	1:50.442
5-	28.736	86.0	51.702	49.2	50.562	80.6	2:11.000	10-	24.685	100.2	44.158	114.3	43.540	80.9	1:52.383
8	Aaron MASON					AWM Motorsport									
1-			110.7	42.292	80.7	1:56.400	6-	23.962	108.9	42.820	110.2	41.200	79.7	1:47.982	
2-	24.507	107.0	50.540	82.2	47.925	69.8	2:02.972	7-	24.197	111.8	43.021	110.4	41.099	80.2	1:48.317
3-	33.285	68.3	53.589	80.4	54.150	75.0	2:21.024	8-	24.264	109.8	42.879	110.4	41.043	79.7	1:48.186
4-	30.911	78.1	57.262	68.8	53.182	69.8	2:21.355	9-	23.624	113.2	42.850	109.8	41.218	79.9	1:47.692
5-	29.942	85.3	55.053	74.8	49.401	78.8	2:14.396	10-	23.722	113.9	42.758	110.4	41.524	79.8	1:48.004
9	Paul WYHINNY					Volkswagen Racing UK									
1-	85.7	46.386	111.3	48.131	68.9	2:09.867	6-	24.510	102.9	47.140	108.9	44.144	80.0	1:55.794	
2-	27.441	92.3	48.149	79.1	49.864	75.9	2:05.454	7-	24.589	107.0	43.767	111.8	43.171	79.0	1:51.527
3-	29.355	83.2	51.941	84.3	56.060	74.6	2:17.356	8-	24.398	107.4	43.403	111.3	42.897	80.4	1:50.698
4-	30.544	83.9	54.696	74.2	55.511	70.8	2:20.751	9-	24.283	105.5	43.796	110.6	42.583	78.7	1:50.662
5-	29.445	94.3	52.987	55.7	48.145	79.0	2:10.577	10-	24.396	106.2	43.957	109.8	42.693	77.8	1:51.046
12	Tony HARBERMAN					ST Motorsport									
1-			108.6	43.798	79.1	2:02.315	6-	24.152	104.7	43.711	110.6	42.496	80.0	1:50.359	
2-	25.143	96.0	51.547	71.9	47.681	79.9	2:04.371	7-	24.001	104.7	43.444	110.9	42.745	78.5	1:50.190
3-	31.695	79.2	53.068	70.8	54.806	60.6	2:19.569	8-	25.575	102.6	43.463	110.2	42.679	79.7	1:51.717
4-	30.476	81.4	56.550	72.0	53.876	73.4	2:20.902	9-	24.050	105.2	43.512	109.3	42.468	79.7	1:50.030
5-	29.369	78.7	54.945	63.7	47.904	81.9	2:12.218	10-	24.240	107.2	43.958	108.2	42.776	78.7	1:50.974
13	Joe FULBROOK					Warranty Direct Racing									
1-			112.2	42.013	79.4	2:00.386	6-	23.753	106.2	43.136	114.9	41.035	80.0	1:47.924	
2-	24.232	106.2	53.299	73.6	47.501	71.5	2:05.032	7-	23.640	105.5	43.287	115.1	41.432	81.0	1:48.359
3-	32.357	77.5	52.962	70.6	54.718	58.6	2:20.037	8-	23.866	104.5	43.587	115.1	43.453	78.7	1:50.906
4-	30.537	84.1	56.504	70.6	53.581	63.0	2:20.622	9-	23.717	108.1	42.719	113.4	41.028	79.7	1:47.464
5-	29.828	76.2	55.000	59.7	47.958	81.2	2:12.786	10-	23.526	114.5	56.071	93.6	44.716	71.1	2:04.313
15	Mike NEUHOFF					KPM Racing									
1-			112.6	43.110	80.4	1:57.988	6-	24.127	105.5	42.595	113.6	42.920	80.5	1:49.642	
2-	24.468	103.7	52.437	78.5	46.533	59.9	2:03.438	7-	24.076	104.4	42.913	114.1	42.425	79.4	1:49.414
3-	33.595	70.2	53.902	69.6	53.837	62.3	2:21.334	8-	23.938	105.5	42.829	114.1	42.480	78.2	1:49.247
4-	31.058	73.2	56.556	69.2	53.442	69.8	2:21.056	9-	24.364	97.5	42.820	112.4	42.747	80.7	1:49.931

Weather / Track : Cloudy / Dry

Donington Park GP
Circuit Length = 2.4873 miles
Start: 14:54 End: 15:17

APR Volkswagen Racing Cup
RACE 2 - ROUND 14 - SECTOR ANALYSIS

5 -	30.480	73.0	54.099	73.2	48.869	<i>81.6</i>	2:13.448	10 -	<i>23.697</i>	<i>109.1</i>	42.952	112.0	<i>41.478</i>	81.1	1:48.127	
19	Nikhil CHOPRA														Prestige Performance	
20	Jim CARTWRIGHT														KPM Racing	
1 -			109.3	42.808	77.5		1:56.836	6 -	24.093	110.7	43.251	109.7	42.073	79.1	1:49.417	
2 -	24.648	108.2	50.582	78.7	48.065	61.7	2:03.295	7 -	23.989	113.6	42.921	109.8	<i>41.659</i>	80.3	1:48.569	
3 -	33.437	70.4	53.319	85.5	54.135	68.9	2:20.891	8 -	24.210	113.6	42.887	110.4	42.195	80.4	1:49.292	
4 -	30.999	71.2	56.917	69.7	53.252	74.5	2:21.168	9 -	<i>23.817</i>	<i>115.1</i>	<i>42.808</i>	<i>110.7</i>	47.422	69.7	1:54.047	
5 -	30.042	81.0	54.860	79.3	49.313	79.2	2:14.215	10 -	25.684	98.0	44.015	<i>110.7</i>	42.528	<i>80.7</i>	1:52.227	
21	Andy WILMOTT														Tony Gilham Racing & Team Hard	
1 -	84.0	47.215	106.4	48.196	79.0		2:10.211	6 -	24.437	97.7	47.245	112.0	43.669	80.5	1:55.351	
2 -	27.321	87.4	48.387	77.0	49.860	73.4	2:05.568	7 -	<i>24.133</i>	104.0	43.779	113.9	42.098	80.5	1:50.010	
3 -	29.902	70.2	51.462	86.0	56.394	65.7	2:17.758	8 -	24.428	100.9	44.041	<i>114.5</i>	42.767	77.5	1:51.236	
4 -	31.272	78.4	54.286	71.4	55.617	72.1	2:20.555	9 -	24.426	<i>104.2</i>	<i>43.329</i>	111.8	<i>42.041</i>	77.9	1:49.796	
5 -	29.220	92.9	53.232	59.4	47.811	<i>81.3</i>	2:10.263	10 -	24.381	102.6	44.185	110.7	42.660	80.9	1:51.226	
24	Philip MORRIS														KPM Racing	
1 -	89.1	48.732	111.3	47.794	64.3		2:10.681	6 -	24.693	98.0	45.430	112.2	43.528	79.9	1:53.651	
2 -	28.097	93.5	48.704	56.4	51.679	74.6	2:08.480	7 -	24.874	<i>102.9</i>	<i>43.827</i>	<i>113.6</i>	42.802	80.3	1:51.503	
3 -	28.202	73.3	51.558	93.3	55.820	74.4	2:15.580	8 -	24.742	94.3	44.418	112.4	<i>42.211</i>	80.8	1:51.371	
4 -	31.272	74.6	54.286	65.3	55.368	71.7	2:20.926	9 -	<i>24.394</i>	95.1	44.469	112.4	42.690	81.2	1:51.553	
5 -	29.436	90.9	52.932	56.7	48.415	<i>81.8</i>	2:10.783	10 -	24.545	88.8	46.314	111.5	42.596	79.3	1:53.455	
27	David FAIRBROTHER														KPM Racing	
1 -	85.4	47.282	<i>114.5</i>	45.983	79.8		2:10.360	6 -	24.535	<i>99.7</i>	45.428	109.7	43.075	81.1	1:53.038	
2 -	25.875	94.4	47.136	73.1	49.868	78.9	2:02.879	7 -	24.719	88.4	45.208	108.6	<i>42.005</i>	81.1	1:51.932	
3 -	29.732	78.4	52.744	75.1	56.281	76.3	2:18.757	8 -	24.506	97.5	<i>43.881</i>	112.8	42.144	81.0	1:50.531	
4 -	30.184	85.6	54.890	72.7	55.327	79.3	2:20.401	9 -	<i>24.458</i>	98.0	44.205	112.6	42.397	<i>81.3</i>	1:51.060	
5 -	29.605	89.1	53.151	55.8	48.131	80.4	2:10.887	10 -	24.459	97.7	44.837	109.3	42.209	80.8	1:51.505	
30	Chris LEVETT														Slidesports	
1 -			110.2	42.471	81.2		1:57.070	6 -	24.137	108.6	42.857	111.1	42.050	79.2	1:49.044	
2 -	24.784	106.0	51.228	88.3	47.615	60.4	2:03.627	7 -	24.176	104.9	42.937	109.8	41.523	78.1	1:48.636	
3 -	33.268	72.2	54.057	75.7	53.875	69.1	2:21.200	8 -	24.559	100.8	43.788	111.5	42.746	79.9	1:51.093	
4 -	31.089	74.1	56.561	68.8	53.198	75.0	2:20.848	9 -	23.835	111.5	<i>42.445</i>	112.8	<i>41.241</i>	80.9	1:47.521	
5 -	30.656	79.0	54.400	77.0	49.037	<i>82.2</i>	2:14.093	10 -	<i>23.716</i>	<i>113.0</i>	43.693	<i>113.2</i>	41.728	81.0	1:49.137	
31	Paul DEHADRAY														Slidesports	
33	Lucy RAMSDEN														Tony	
1 -	66.5	54.613	94.1	51.362	77.3		2:26.855	6 -	28.260	74.4	53.010	102.8	48.851	77.7	2:10.121	
2 -	30.649	60.5	56.117	100.9	50.594	73.3	2:17.360	7 -	<i>27.734</i>	<i>79.0</i>	<i>52.612</i>	<i>104.2</i>	<i>47.274</i>	78.0	2:07.620	
3 -	30.505	65.2	55.156	100.8	48.647	76.4	2:14.308	8 -	28.118	76.3	52.922	103.9	47.391	78.6	2:08.431	
4 -	29.646	67.9	54.882	101.4	48.233	77.3	2:12.761	9 -	28.382	75.7	53.678	99.4	47.648	<i>78.7</i>	2:09.708	
5 -	28.513	74.4	53.065	102.8	47.452	76.8	2:09.030	10 -	30.210	66.0	53.827	101.8	ln		2:19.495 P	
37	Richard WALKER														KPM Racing	
1 -			114.9	43.903	81.4		2:04.771	6 -	24.098	103.9	43.437	<i>116.3</i>	41.226	79.8	1:48.761	
2 -	23.705	104.9	51.316	72.0	47.498	78.2	2:02.519	7 -	23.410	111.1	42.218	115.3	41.449	81.6	1:47.077	
3 -	32.253	70.3	52.347	70.7	54.961	65.3	2:19.561	8 -	23.761	100.6	43.050	114.3	45.034	79.7	1:51.845	
4 -	30.989	82.8	56.194	72.2	53.472	76.5	2:20.655	9 -	23.516	112.6	<i>41.910</i>	115.3	41.325	80.7	1:46.751	
5 -	29.752	80.9	54.803	61.0	47.620	<i>83.2</i>	2:12.175	10 -	<i>23.370</i>	<i>113.7</i>	43.294	113.7	<i>40.878</i>	80.4	1:47.542	
40	Simon TOMLINSON														AWM Motorsport	
1 -	75.2	48.086	113.2	45.290	74.4		2:11.249	6 -	24.684	94.8	44.105	112.8	43.665	80.8	1:52.454	
2 -	30.296	79.1	54.906	94.0	48.923	77.4	2:14.125	7 -	24.646	94.8	45.022	<i>115.1</i>	42.924	79.6	1:52.592	
3 -	27.193	84.5	47.127	104.7	56.813	76.6	2:11.133	8 -	24.259	<i>98.5</i>	<i>43.595</i>	112.2	42.778	80.2	1:50.632	
4 -	30.401	76.6	53.886	66.2	57.087	74.7	2:21.374	9 -	<i>24.191</i>	94.7	43.834	113.4	43.242	77.0	1:51.267	

Weather / Track : Cloudy / Dry

Donington Park GP
 Circuit Length = 2.4873 miles
 Start: 14:54 End: 15:17

APR Volkswagen Racing Cup
RACE 2 - ROUND 14 - SECTOR ANALYSIS

5 -	29.096	83.3	51.539	58.5	49.782	77.9	2:10.417	10 -	24.510	91.6	44.771	112.4	42.480	81.0	1:51.761
44	Robin RILEY														
1 -	76.9	48.348	109.1	45.093	78.7	2:12.017	6 -	24.995	101.2	45.162	109.1	43.834	79.2	1:53.991	
2 -	30.671	71.3	54.352	99.0	48.867	78.6	2:13.890	7 -	24.739	102.0	44.053	110.7	42.741	78.8	1:51.533
3 -	27.235	87.7	48.468	108.4	55.353	71.6	2:11.056	8 -	24.535	104.5	44.286	110.0	42.513	79.1	1:51.334
4 -	30.597	78.5	53.896	63.8	56.863	76.5	2:21.356	9 -	24.312	107.2	44.900	109.5	43.169	78.1	1:52.381
5 -	29.373	86.6	51.590	55.5	49.426	79.5	2:10.389	10 -	24.952	101.8	44.928	109.7	43.247	79.0	1:53.127
46	Andrew SMITH VIS-Tuning														
1 -	79.2	48.488	108.8	46.229	74.0	2:13.612	6 -	24.687	105.4	44.883	108.9	44.029	77.3	1:53.599	
2 -	29.572	67.6	54.478	105.8	49.080	75.9	2:13.130	7 -	24.457	106.4	43.836	109.7	43.554	76.5	1:51.847
3 -	26.938	88.7	48.575	107.0	55.296	77.3	2:10.809	8 -	24.639	110.4	58.775	105.0	43.226	77.2	2:06.640
4 -	30.672	80.5	53.679	63.6	57.055	70.8	2:21.406	9 -	24.767	106.2	45.033	105.5	43.156	77.0	1:52.956
5 -	29.321	85.4	51.791	54.8	49.898	77.5	2:11.010	10 -	24.501	104.4	44.435	106.7	43.702	77.2	1:52.638
48	Richard MORGAN Slidesports														
1 -	111.7	43.345	79.6	1:58.941	6 -	24.064	107.9	44.103	111.8	42.075	80.5	1:50.242			
2 -	24.461	108.4	53.997	72.5	47.042	74.0	2:05.500	7 -	23.936	109.5	43.297	112.8	42.039	80.4	1:49.272
3 -	32.746	73.0	53.048	65.8	53.669	56.6	2:19.463	8 -	24.099	107.7	43.582	111.7	42.324	79.4	1:50.005
4 -	31.042	79.0	56.658	64.4	53.350	67.8	2:21.050	9 -	24.444	102.5	43.128	111.7	42.154	80.8	1:49.726
5 -	30.503	71.8	54.501	65.3	48.403	81.5	2:13.407	10 -	23.933	109.5	44.641	110.0	42.276	80.5	1:50.850
51	Simon ANDREWS														
1 -	81.0	48.037	113.0	46.907	79.9	2:10.684	6 -	24.816	100.6	45.035	112.0	43.535	78.9	1:53.386	
2 -	27.183	83.1	48.879	78.7	49.780	79.5	2:05.842	7 -	24.102	104.4	43.966	114.1	42.192	79.6	1:50.260
3 -	29.753	61.2	51.701	86.4	56.144	68.4	2:17.598	8 -	24.341	95.7	44.185	112.8	43.395	81.7	1:51.921
4 -	31.127	69.3	54.261	65.7	55.492	78.6	2:20.880	9 -	24.447	95.2	44.977	112.2	43.074	80.3	1:52.498
5 -	29.375	90.7	52.889	57.2	48.672	80.7	2:10.936								
65	Craig MILNER Slidesports														
1 -	104.2	51.634	69.9	2:10.077											
68	Jack WALKER-TULLEY KPM Racing														
1 -	59.0	1:01.419	74.6	In	2:38.841 P										
69	James WALKER KPM Racing														
1 -	108.8	42.880	73.9	1:58.073	6 -	24.219	110.4	42.966	110.2	41.320	79.5	1:48.505			
2 -	24.791	107.9	53.835	75.0	46.798	72.4	2:05.424	7 -	24.015	105.2	43.246	111.3	41.301	80.2	1:48.562
3 -	32.563	73.5	53.688	65.2	53.695	54.4	2:19.946	8 -	24.035	109.8	42.828	110.9	41.506	79.1	1:48.369
4 -	30.995	75.8	56.631	66.6	53.192	68.1	2:20.818	9 -	23.810	115.3	42.883	108.9	41.269	79.4	1:47.962
5 -	30.558	73.4	54.641	65.3	48.225	81.2	2:13.424	10 -	23.949	113.4	42.967	108.9	41.362	77.2	1:48.278
81	Henry GILBERT Tony Gilham Racing & Team Hard														
1 -	47.723	109.1	48.857	78.4	2:08.214	6 -	23.724	106.9	43.925	110.7	42.528	79.5	1:50.177		
2 -	24.671	106.2	49.436	69.7	49.038	73.5	2:03.145	7 -	23.853	109.5	43.373	110.9	42.286	79.5	1:49.512
3 -	30.490	78.8	52.598	73.5	55.732	58.7	2:18.820	8 -	24.271	106.7	43.123	110.6	42.557	78.3	1:49.951
4 -	30.543	94.4	55.373	70.7	54.890	68.1	2:20.806	9 -	24.224	102.9	43.546	109.8	43.325	81.9	1:51.095
5 -	29.314	97.4	53.936	53.7	46.992	80.9	2:10.242	10 -	24.209	102.0	44.140	110.9	43.046	78.2	1:51.395
96	Cameron THOMPSON KPM Racing														
1 -	66.0	53.580	98.1	46.584	77.8	2:21.516	6 -	24.609	100.6	47.315	109.1	43.945	79.9	1:55.869	
2 -	27.832	83.9	49.968	102.5	49.098	78.8	2:06.898	7 -	24.720	96.6	51.335	108.6	44.268	78.6	2:00.323
3 -	27.012	85.8	48.344	89.0	56.143	80.1	2:11.499	8 -	25.227	97.4	45.906	108.6	43.472	80.5	1:54.605
4 -	29.817	75.8	53.680	64.2	57.331	78.1	2:20.828	9 -	24.708	98.7	45.774	109.3	42.981	81.0	1:53.463
5 -	29.126	82.7	51.701	50.6	50.658	81.3	2:11.485	10 -	24.972	99.3	45.627	108.9	44.009	79.1	1:54.608
99	Mark CLYNES Slidesports														
1 -	88.4	55.120	107.7	In	2:13.587 P	5 -	25.015	93.5	46.746	107.7	43.696	78.7	1:55.457		
2 -	Out	84.2	48.159	109.5	45.875	78.8	5:22.958	6 -	25.450	93.3	45.978	108.6	43.405	80.4	1:54.833
3 -	27.054	88.5	48.641	110.2	45.061	78.9	2:00.756	7 -	25.266	93.3	46.318	108.2	44.605	80.4	1:56.189
4 -	26.017	88.0	47.047	112.4	43.678	80.4	1:56.742								

Weather / Track : Cloudy / Dry

Donington Park GP
 Circuit Length = 2.4873 miles
 Start: 14:54 End: 15:17

APR Volkswagen Racing Cup

RACE 2 - ROUND 14 - BEST SECTOR TIMES

SECTOR 1			SECTOR 2			SECTOR 3			IDEAL / BEST COMPARISON							
POS	NO	NAME	TIME	NO	NAME	TIME	NO	NAME	TIME	POS	NO	NAME	IDEAL	BEST	DIFF	
1	37	WALKER	23.370	37	WALKER	41.910	37	WALKER	40.878	1	37	WALKER	1:46.158	1:46.751	0.593	
2	13	FULBROOK	23.526	30	LEVETT	42.445	13	FULBROOK	41.028	2	13	FULBROOK	1:47.273	1:47.464	0.191	
3	8	MASON	23.624	4	LINES	42.472	8	MASON	41.043	3	30	LEVETT	1:47.402	1:47.521	0.119	
4	4	LINES	23.689	15	NEUHOFF	42.595	30	LEVETT	41.241	4	8	MASON	1:47.425	1:47.692	0.267	
5	15	NEUHOFF	23.697	5	WILSON	42.699	69	WALKER	41.269	5	15	NEUHOFF	1:47.770	1:48.127	0.357	
6	30	LEVETT	23.716	13	FULBROOK	42.719	5	WILSON	41.288	6	69	WALKER	1:47.907	1:47.962	0.055	
7	81	GILBERT	23.724	8	MASON	42.758	15	NEUHOFF	41.478	7	5	WILSON	1:47.920	1:48.472	0.552	
8	3	FORSTER	23.802	20	CARTWRIGHT	42.808	20	CARTWRIGHT	41.659	8	4	LINES	1:48.015	1:48.522	0.507	
9	69	WALKER	23.810	69	WALKER	42.828	4	LINES	41.854	9	20	CARTWRIGHT	1:48.284	1:48.569	0.285	
10	20	CARTWRIGHT	23.817	81	GILBERT	43.123	27	FAIRBROTHER	42.005	10	48	MORGAN	1:49.100	1:49.272	0.172	
11	5	WILSON	23.933	48	MORGAN	43.128	48	MORGAN	42.039	11	81	GILBERT	1:49.133	1:49.512	0.379	
12	48	MORGAN	23.933	21	WILMOTT	43.329	21	WILMOTT	42.041	12	21	WILMOTT	1:49.503	1:49.796	0.293	
13	6	WILSON	23.978	9	WYHINNY	43.403	6	WILSON	42.100	13	3	FORSTER	1:49.587	1:50.403	0.816	
14	12	HARBERMAN	24.001	12	HARBERMAN	43.444	51	ANDREWS	42.192	14	12	HARBERMAN	1:49.913	1:50.030	0.117	
15	51	ANDREWS	24.102	3	FORSTER	43.538	24	MORRIS	42.211	15	6	WILSON	1:49.978	1:50.442	0.464	
16	21	WILMOTT	24.133	40	TOMLINSON	43.595	3	FORSTER	42.247	16	51	ANDREWS	1:50.260	1:50.260	0.000	
17	40	TOMLINSON	24.191	24	MORRIS	43.827	81	GILBERT	42.286	17	40	TOMLINSON	1:50.266	1:50.632	0.366	
18	9	WYHINNY	24.283	46	SMITH	43.836	12	HARBERMAN	42.468	18	9	WYHINNY	1:50.269	1:50.662	0.393	
19	44	RILEY	24.312	27	FAIRBROTHER	43.881	40	TOMLINSON	42.480	19	27	FAIRBROTHER	1:50.344	1:50.531	0.187	
20	24	MORRIS	24.394	6	WILSON	43.900	44	RILEY	42.513	20	24	MORRIS	1:50.432	1:51.371	0.939	
21	46	SMITH	24.457	51	ANDREWS	43.966	9	WYHINNY	42.583	21	44	RILEY	1:50.878	1:51.334	0.456	
22	27	FAIRBROTHER	24.458	44	RILEY	44.053	96	THOMPSON	42.981	22	46	SMITH	1:51.449	1:51.847	0.398	
23	96	THOMPSON	24.609	96	THOMPSON	45.627	46	SMITH	43.156	23	96	THOMPSON	1:53.217	1:53.463	0.246	
24	99	CLYNES	25.015	99	CLYNES	45.978	99	CLYNES	43.405	24	99	CLYNES	1:54.398	1:54.833	0.435	
25	33	RAMSDEN	27.734	65	MILNER	47.590	33	RAMSDEN	47.274	25	33	RAMSDEN	2:07.620	2:07.620	0.000	
26	65	MILNER	31.731	33	RAMSDEN	52.612	65	MILNER	51.634	26	65	MILNER	2:10.955			
27	68	WALKER-TULLEY	1:22.326	68	WALKER-TULLEY	1:01.419	68	WALKER-TULLEY		27	68	WALKER-TULLEY				
													Perfect Lap		1:46.158	

Weather / Track : Cloudy / Dry

Donington Park GP
Circuit Length = 2.4873 miles
Start: 14:54 End: 15:17

APR Volkswagen Racing Cup

RACE 2 - ROUND 14 - SPEED TRAPS

SECTOR 1				SECTOR 2			FINISH LINE			
POS	NO	NAME	MPH	NO	NAME	MPH	NO	NAME	MPH	
1	69	James WALKER	115.3	37	Richard WALKER	116.3	37	Richard WALKER	83.2	
2	20	Jim CARTWRIGHT	115.1	13	Joe FULBROOK	115.1	30	Chris LEVETT	82.2	
3	13	Joe FULBROOK	114.5	40	Simon TOMLINSON	115.1	12	Tony HARBERMAN	81.9	
4	8	Aaron MASON	113.9	6	Jonathan WILSON	114.5	81	Henry GILBERT	81.9	
5	37	Richard WALKER	113.7	21	Andy WILMOTT	114.5	24	Philip MORRIS	81.8	
6	30	Chris LEVETT	113.0	27	David FAIRBROTHER	114.5	4	Stewart LINES	81.7	
7	46	Andrew SMITH	110.4	4	Stewart LINES	114.3	15	Mike NEUHOFF	81.6	
8	48	Richard MORGAN	109.5	15	Mike NEUHOFF	114.1	48	Richard MORGAN	81.5	
9	81	Henry GILBERT	109.5	51	Simon ANDREWS	114.1	21	Andy WILMOTT	81.3	
10	5	Thomas WILSON	109.3	24	Philip MORRIS	113.6	27	David FAIRBROTHER	81.3	
11	15	Mike NEUHOFF	109.1	30	Chris LEVETT	113.2	96	Cameron THOMPSON	81.3	
12	4	Stewart LINES	108.4	3	Arthur FORSTER	113.0	3	Arthur FORSTER	81.2	
13	9	Paul WYHINNY	107.4	48	Richard MORGAN	112.8	6	Jonathan WILSON	81.2	
14	12	Tony HARBERMAN	107.2	99	Mark CLYNES	112.4	13	Joe FULBROOK	81.2	
15	44	Robin RILEY	107.2	5	Thomas WILSON	112.0	69	James WALKER	81.2	
16	3	Arthur FORSTER	106.9	9	Paul WYHINNY	111.8	5	Thomas WILSON	81.1	
17	51	Simon ANDREWS	104.4	69	James WALKER	111.3	51	Simon ANDREWS	81.1	
18	21	Andy WILMOTT	104.2	12	Tony HARBERMAN	110.9	40	Simon TOMLINSON	81.0	
19	24	Philip MORRIS	102.9	81	Henry GILBERT	110.9	8	Aaron MASON	80.7	
20	6	Jonathan WILSON	102.8	8	Aaron MASON	110.7	20	Jim CARTWRIGHT	80.7	
21	96	Cameron THOMPSON	100.6	20	Jim CARTWRIGHT	110.7	9	Paul WYHINNY	80.4	
22	27	David FAIRBROTHER	99.7	44	Robin RILEY	110.7	99	Mark CLYNES	80.4	
23	40	Simon TOMLINSON	98.5	46	Andrew SMITH	109.7	44	Robin RILEY	79.5	
24	65	Craig MILNER	96.3	96	Cameron THOMPSON	109.3	33	Lucy RAMSDEN	78.7	
25	99	Mark CLYNES	93.5	33	Lucy RAMSDEN	104.2	46	Andrew SMITH	77.5	
26	33	Lucy RAMSDEN	79.0	65	Craig MILNER	104.2	65	Craig MILNER	69.9	
27	68	Jack WALKER-TULLEY	59.0	68	Jack WALKER-TULLEY	74.6				

Weather / Track : Cloudy / Dry

Donington Park GP
Circuit Length = 2.4873 miles
Start: 14:54 End: 15:17

APR Volkswagen Racing Cup

RACE 2 - ROUND 14 - POSITION CHART

No	Name	Pos	Laps											
			1	2	3	4	5	6	7	8	9	10		
8	Aaron MASON	1	8	8	8	8	8	8	8	8	8	8	8	8
20	Jim CARTWRIGHT	2	20	20	20	20	20	20	20	20	69	69	69	69
30	Chris LEVETT	3	30	30	30	30	30	30	30	20	30	37	37	37
15	Mike NEUHOFF	4	15	15	15	15	15	69	69	15	13	30	30	30
69	James WALKER	5	69	69	69	69	69	13	13	30	37	15	15	15
48	Richard MORGAN	6	48	48	48	48	48	15	37	13	15	4	4	4
13	Joe FULBROOK	7	13	13	13	13	13	37	15	37	4	5	5	5
12	Tony HARBERMAN	8	12	12	12	12	12	48	48	48	48	48	48	48
5	Thomas WILSON	9	5	37	37	37	37	12	4	4	20	20	20	20
37	Richard WALKER	10	37	5	5	5	5	4	12	5	5	12	12	12
4	Stewart LINES	11	4	4	4	4	4	5	5	81	12	81	81	81
81	Henry GILBERT	12	81	81	81	81	81	81	81	12	81	13	13	13
9	Paul WYHINNY	13	9	27	27	27	27	27	27	27	27	27	27	27
65	Craig MILNER	14	65	9	9	9	9	51	51	21	21	21	21	21
21	Andy WILMOTT	15	21	21	21	21	21	21	21	51	9	9	9	9
27	David FAIRBROTHER	16	27	51	51	51	51	9	9	9	51	40	40	40
24	Philip MORRIS	17	24	24	24	24	24	24	24	24	24	24	24	24
51	Simon ANDREWS	18	51	40	40	40	40	40	3	40	40	6	6	6
40	Simon TOMLINSON	19	40	44	44	44	44	3	40	3	3	3	3	3
44	Robin RILEY	20	44	46	46	46	46	44	44	44	6	44	44	44
99	Mark CLYNES	21	99	3	3	3	3	46	46	6	44	46	46	46
46	Andrew SMITH	22	46	96	96	96	96	6	6	46	46	96	96	96
3	Arthur FORSTER	23	3	6	6	6	6	96	96	96	96	33	33	33
96	Cameron THOMPSON	24	96	33	33	33	33	33	33	33	33	33	33	33
6	Jonathan WILSON	25	6	99	99	99	99	99	99					
33	Lucy RAMSDEN	26	33											
68	Jack WALKER-TULLEY	27	68											

Weather / Track : Cloudy / Dry

Donington Park GP
 Circuit Length = 2.4873 miles
 Start: 14:54 End: 15:17