



VOLKSWAGEN RACING CUP

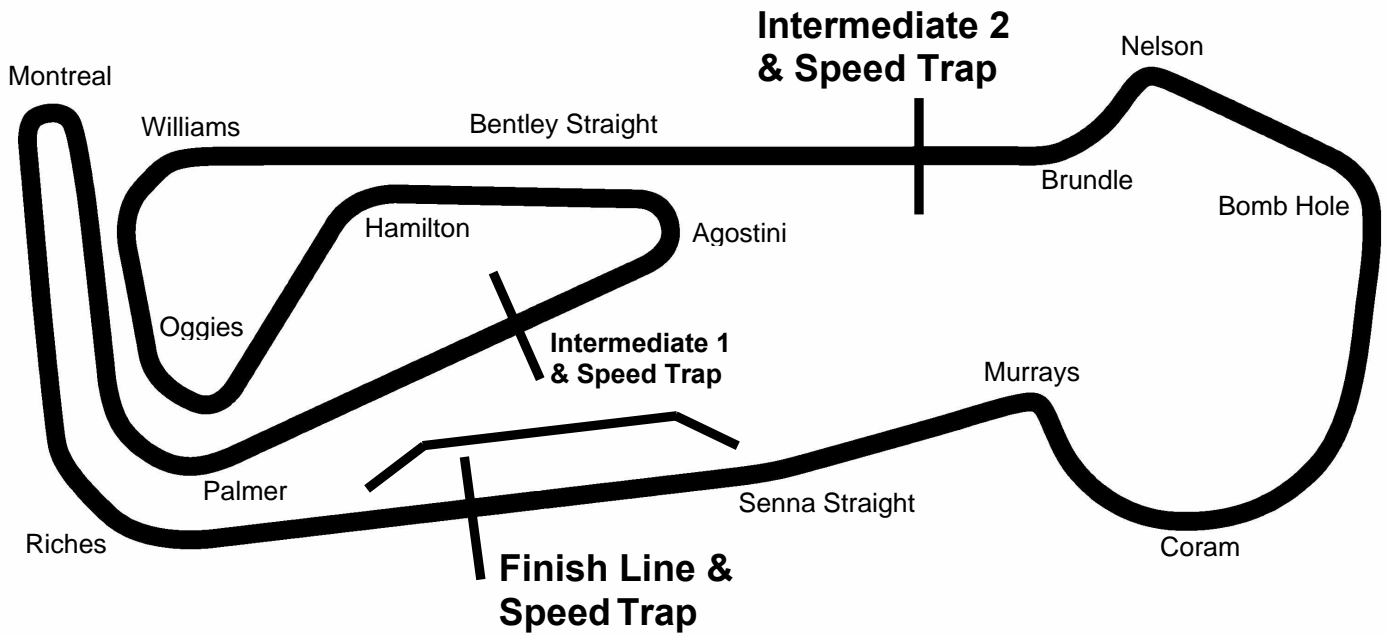
Round 9 & 10
Snetterton 300

4th & 5th August 2012



Results Provided by Timing Solutions Ltd
www.tsl-timing.com

SNETTERTON 300



Circuit Length:	2.969 miles / 4778.5 metres
Intermediate 1:	1545 metres
Intermediate 2:	3198 metres
Pit In:	4572 metres
Pit Out:	40 metres after Finish Line
Pit In – Pit Out	246 metres, @ 60kph = 14.7 seconds, @ 80kph = 11 seconds

APR Volkswagen Racing Cup

QUALIFYING - RACE 10 - ROUND 9 - CLASSIFICATION

POS	NO	CL	NAME	ENTRY	TIME	ON	LAPS	GAP	DIFF	MPH
1	13		Joe FULBROOK	BORA 1.8T - Warranty Direct Racing	2:09.705	4	9			82.40
2	22		Tom ONSLOW-COLE	Scirocco R - KPM Racing	2:09.875	4	6	0.170	0.170	82.29
3	81		Henry GILBERT	Golf MK5 GTI - Tony Gilham Racing & Team Hard	2:10.602	8	9	0.897	0.727	81.83
4	8		Aaron MASON	Golf MK5 GTI - AWM Motorsport	2:10.972	9	9	1.267	0.370	81.60
5	4		Stewart LINES	Golf MK5 GTI - Stewart Lines Racing/KPM Racing	2:11.386	7	9	1.681	0.414	81.34
6	5		Thomas WILSON	Golf MK5 GTI - Complete Racing	2:11.750	4	8	2.045	0.364	81.12
7	69		James WALKER	Scirocco R - KPM Racing	2:11.911	4	9	2.206	0.161	81.02
8	15		Mike NEUHOFF	Golf MK6 GTI - KPM Racing	2:12.363	9	9	2.658	0.452	80.74
9	66		Dominic PETTIT	Jetta Sport - Dominant Racing	2:12.507	4	5	2.802	0.144	80.66
10	34		Rob AUSTIN	Golf MK5 GTI - Tony Gilham Racing and Team HARD	2:12.545	5	5	2.840	0.038	80.63
11	65		Craig MILNER	Scirocco R - KPM Racing	2:13.843	9	9	4.138	1.298	79.85
12	9		Peter WYHINNY	Seat Cupra - Volkswagen Racing UK	2:14.203	4	9	4.498	0.360	79.64
13	6		Jonathan WILSON	Scirocco R - Complete Racing	2:14.590	8	8	4.885	0.387	79.41
14	40		Simon TOMLINSON	Golf MK5 GTI - AWM Motorsport	2:14.739	9	9	5.034	0.149	79.32
15	31		Paul DEHADRAY	Golf MK5 GTI -	2:15.145	9	9	5.440	0.406	79.08
16	48		Richard MORGAN	Golf MK5 GTI - Slidesports	2:15.443	9	9	5.738	0.298	78.91
17	51		Simon ANDREWS	Golf MK5 GTI -	2:15.496	8	9	5.791	0.053	78.88
18	99		Mark CLYNES	Golf MK5 GTI - Slidesports	2:16.450	8	9	6.745	0.954	78.32
19	33		Richard KINGSNORTH	Golf MK5 GTI - Tony Gilham Racing & Team Hard	2:16.745	8	8	7.040	0.295	78.16
20	24		Philip MORRIS	Golf MK5 GTI - KPM Racing	2:17.186	8	9	7.481	0.441	77.90
21	19		Nikhil CHOPRA	Golf R32 - Prestige Performance	2:17.747	4	9	8.042	0.561	77.59
22	44		Robin RILEY	Beetle RSI -	2:18.410	9	9	8.705	0.663	77.22
23	20		Jim CARTWRIGHT	Golf MK5 GTI - KPM Racing	2:20.093	4	6	10.388	1.683	76.29
24	18		Doug ROSS	Golf MK5 GTI - Prestige Performance	2:20.217	7	8	10.512	0.124	76.22
25	21		Lucy RAMSDEN	Golf MK5 GTI -	2:21.705	6	6	12.000	1.488	75.42

Car 19 - 2 Lap times disallowed for exceeding track limits

Car 34 - Please fit a working transponder

Weather / Track : Bright / Dry

These results are provisional until the conclusion of any judicial and technical matters.

Snetterton 300

Circuit Length = 2.9689 miles

Start: 09:17 End: 09:39

Clerk of Course :

Timekeeper :

APR Volkswagen Racing Cup

QUALIFYING - RACE 10 - ROUND 9 - SECTOR ANALYSIS

4	Stewart LINES					Stewart Lines Racing/KPM Racing									
1 -	Out 76.5	57.453	109.5	46.424	108.9	2:34.503	6 -	41.118	106.4	47.309	118.8	43.646	108.2	2:12.073	
2 -	41.650	107.2	47.166	118.8	44.568	108.8	2:13.384	7 -	41.009	106.5	46.988	119.2	43.389	108.9	2:11.386
3 -	41.257	106.2	46.430	119.8	44.365	108.8	2:12.052	8 -	40.766	106.4	47.533	116.1	44.210	108.8	2:12.509
4 -	41.159	106.7	50.573	65.7	51.943	108.8	2:23.675	9 -	41.145	106.5	46.848	119.0	43.779	109.1	2:11.772
5 -	41.184	106.2	48.027	118.6	47.448	108.1	2:16.659								
5	Thomas WILSON					Complete Racing									
1 -	Out 96.4	49.211	119.6	46.444	107.9	2:23.526	5 -	41.209	105.8	50.516	115.1	44.844	107.4	2:16.569	
2 -	41.762	103.9	48.203	121.1	45.399	107.0	2:15.364	6 -	42.331	105.5	48.273	120.1	44.720	107.4	2:15.324
3 -	41.345	104.4	46.868	119.4	43.703	106.7	2:11.916	7 -	41.425	103.9	47.697	119.8	44.236	107.0	2:13.358
4 -	41.517	105.0	46.545	120.9	43.688	108.2	2:11.750	8 -	41.110	104.0	48.009	116.7	45.332	107.7	2:14.451
6	Jonathan WILSON					Complete Racing									
1 -	Out 85.3	56.152	97.1	55.505	103.1	2:47.532	5 -	Out 103.2	48.754	114.9	45.469	105.7	2:23.602		
2 -	48.382	98.3	53.093	110.6	51.023	105.8	2:32.498	6 -	43.700	104.4	48.520	113.9	45.587	107.5	2:17.807
3 -	43.819	104.7	48.889	112.2	47.244	107.4	2:19.952	7 -	41.715	106.7	47.816	117.9	45.779	104.0	2:15.310
4 -	42.864	105.2	47.443	115.1	In		3:23.353 P	8 -	42.507	105.7	47.377	119.4	44.706	107.4	2:14.590
8	Aaron MASON					AWM Motorsport									
1 -	Out 83.7	50.488	115.9	48.343	106.9	2:29.862	6 -	41.184	105.5	47.142	120.3	43.394	108.8	2:11.720	
2 -	42.819	97.0	48.502	120.7	45.735	107.7	2:17.056	7 -	40.863	105.7	47.103	120.3	43.300	106.7	2:11.266
3 -	42.112	104.9	47.348	119.0	44.002	106.7	2:13.462	8 -	41.640	102.9	47.232	114.3	55.301	105.5	2:24.173
4 -	41.332	105.0	46.987	120.1	43.589	106.7	2:11.908	9 -	40.923	105.4	46.883	119.0	43.166	106.0	2:10.972
5 -	41.066	105.7	49.029	117.9	44.870	108.2	2:14.965								
9	Peter WYHINNY					Volkswagen Racing UK									
1 -	Out 88.8	54.505	110.7	50.222	104.4	2:37.555	6 -	41.969	104.4	48.471	117.3	44.335	104.9	2:14.775	
2 -	43.516	103.7	49.570	117.3	47.041	105.2	2:20.127	7 -	41.923	103.9	48.606	116.7	44.313	104.5	2:14.842
3 -	42.205	104.9	47.829	116.5	44.392	105.0	2:14.426	8 -	41.977	103.7	48.168	116.1	44.738	104.5	2:14.883
4 -	41.970	104.2	47.636	117.1	44.597	104.9	2:14.203	9 -	41.835	103.6	48.070	116.3	44.502	104.4	2:14.407
5 -	42.507	104.9	48.677	117.1	44.486	104.4	2:15.670								
13	Joe FULBROOK					Warranty Direct Racing									
1 -	Out 72.8	54.216	121.8	45.438	110.4	2:30.957	6 -	40.847	107.9	47.088	124.7	43.538	110.7	2:11.473	
2 -	41.293	108.4	47.371	121.8	44.507	110.2	2:13.171	7 -	40.510	107.4	46.927	124.3	43.286	112.8	2:10.723
3 -	41.034	108.8	45.875	124.0	43.818	111.5	2:10.727	8 -	41.054	105.5	46.534	123.6	44.543	110.2	2:12.131
4 -	40.471	108.6	45.844	125.2	43.390	111.3	2:09.705	9 -	42.121	87.0	50.355	111.1	46.078	83.2	2:18.554
5 -	40.916	107.4	47.313	122.9	43.873	109.5	2:12.102								
15	Mike NEUHOFF					KPM Racing									
1 -	Out 90.6	52.666	117.9	46.631	106.4	2:30.125	6 -	45.161	87.5	50.020	118.4	44.782	108.1	2:19.963	
2 -	43.211	103.1	48.084	119.2	45.140	108.1	2:16.435	7 -	41.772	104.4	47.958	119.2	44.211	109.3	2:13.941
3 -	42.954	103.9	47.736	102.3	45.054	108.4	2:15.744	8 -	41.723	105.7	47.641	119.6	45.032	108.6	2:14.396
4 -	41.963	105.0	47.105	119.8	44.200	109.5	2:13.268	9 -	41.487	105.8	47.065	119.2	43.811	109.3	2:12.363
5 -	41.643	104.4	50.652	115.1	49.633	103.7	2:21.928								
18	Doug ROSS					Prestige Performance									
1 -	Out 71.9	59.047	88.0	52.602	98.4	2:49.456	5 -	Out 87.3	59.668	87.4	51.960	98.5	2:47.598		
2 -	45.694	97.8	51.524	111.7	50.374	98.8	2:27.592	6 -	43.854	97.7	55.236	95.9	46.522	99.6	2:25.612
3 -	44.082	98.4	50.035	114.5	47.285	101.1	2:21.402	7 -	43.846	98.3	50.152	112.8	46.219	99.6	2:20.217
4 -	44.523	98.0	50.302	114.1	In		3:27.672 P	8 -	44.799	99.3	49.642	113.9	46.532	100.5	2:20.973
19	Nikhil CHOPRA					Prestige Performance									
1 -	Out 68.0	57.099	91.4	51.962	103.7	2:46.584	6 -	43.806	104.0	49.439	117.1	45.565	100.5	2:18.810 D	
2 -	46.009	94.8	50.792	115.5	53.308	92.8	2:30.109	7 -	43.470	96.0	49.173	116.1	45.375	105.2	2:18.018 D
3 -	44.294	100.9	50.273	77.2	51.153	104.7	2:25.720	8 -	43.535	102.9	49.424	115.3	45.042	104.9	2:18.001
4 -	43.453	100.2	48.765	116.9	45.529	104.2	2:17.747	9 -	44.066	99.1	48.629	116.1	45.359	103.6	2:18.054
5 -	43.884	102.1	49.347	116.5	45.313	103.1	2:18.544								

Car 19 - 2 Lap times disallowed for exceeding track limits

Car 34 - Please fit a working transponder

Weather / Track : Bright / Dry

Snetterton 300

Circuit Length = 2.9689 miles

Start: 09:17 End: 09:39

APR Volkswagen Racing Cup

QUALIFYING - RACE 10 - ROUND 9 - SECTOR ANALYSIS

20	Jim CARTWRIGHT										KPM Racing				
1 -	Out	87.6	52.220	111.3	48.884	102.6	2:31.995	4 -	44.496	96.7	49.394	118.8	46.203	86.3	2:20.093
2 -	45.277	102.3	51.389	96.0	In		3:20.449 P	5 -	44.604	99.9	51.336	92.6	49.090	70.9	2:25.030
3 -	Out	80.5	51.293	94.1	47.022	87.4	2:30.698	6 -	48.638	83.5	50.931	91.8	47.199	77.9	2:26.768
21	Lucy RAMSDEN														
1 -	Out	67.0	1:02.285	72.5	56.167	107.5	2:55.353	4 -	43.409	100.8	50.053	110.4	48.848	107.4	2:22.310
2 -	46.239	99.9	51.585	107.2	50.716	104.5	2:28.540	5 -	43.344	103.2	50.417	110.9	49.497	107.2	2:23.258
3 -	46.066	99.0	51.093	97.1	50.292	107.7	2:27.451	6 -	43.478	101.5	50.263	108.4	47.964	99.9	2:21.705
22	Tom ONSLOW-COLE														
KPM Racing															
1 -	Out	95.3	49.419	118.1	46.037	106.9	2:24.510	4 -	40.827	105.7	46.197	120.5	42.851	107.4	2:09.875
2 -	43.010	104.7	47.020	120.5	43.410	107.0	2:13.440	5 -	40.864	105.5	55.046	107.7	45.146	108.2	2:21.056
3 -	41.043	106.2	46.385	120.7	43.348	107.4	2:10.776	6 -	41.779	102.9	47.899	120.5	43.534	107.2	2:13.212
24	Philip MORRIS														
KPM Racing															
1 -	Out	77.5	1:00.679	76.0	52.841	105.4	2:49.059	6 -	43.543	103.7	49.459	119.4	46.301	106.7	2:19.303
2 -	46.211	101.5	50.794	115.5	48.998	107.7	2:26.003	7 -	45.068	68.5	52.259	108.9	49.249	107.0	2:26.576
3 -	43.971	104.2	48.087	120.3	46.461	107.5	2:18.519	8 -	43.031	104.7	48.216	116.9	45.939	107.0	2:17.186
4 -	43.837	104.7	48.059	118.4	46.972	106.5	2:18.868	9 -	43.205	104.0	47.969	119.0	46.064	106.7	2:17.238
5 -	43.750	104.9	49.455	119.6	46.407	106.5	2:19.612								
31	Paul DEHADRAY														
1 -	Out	77.9	57.650	107.0	51.627	107.0	2:41.435	6 -	43.348	103.4	48.917	119.6	46.426	107.0	2:18.691
2 -	44.984	102.1	50.845	113.9	50.478	107.4	2:26.307	7 -	42.509	104.2	47.960	120.7	46.241	107.4	2:16.710
3 -	44.256	103.6	49.149	118.4	47.755	108.1	2:21.160	8 -	42.271	105.0	47.864	120.3	45.739	107.7	2:15.874
4 -	42.930	105.0	47.917	118.6	47.024	106.4	2:17.871	9 -	41.587	105.0	47.879	120.1	45.679	107.0	2:15.145
5 -	42.688	103.7	48.953	117.9	47.394	109.1	2:19.035								
33	Richard KINGSNORTH														
Tony Gilham Racing & Team Hard															
1 -	Out	62.8	1:01.783	74.6	55.648	100.5	2:54.564	5 -	43.622	104.7	50.103	111.3	46.817	103.4	2:20.542
2 -	45.659	99.7	49.874	110.2	49.634	102.9	2:25.167	6 -	43.246	102.6	49.663	114.9	46.139	103.7	2:19.048
3 -	45.881	101.7	49.738	111.1	48.188	102.1	2:23.807	7 -	43.317	104.0	48.472	115.7	46.462	101.5	2:18.251
4 -	43.885	101.7	48.517	114.7	47.758	104.2	2:20.160	8 -	43.225	102.6	48.126	114.3	45.394	104.2	2:16.745
34	Rob AUSTIN														
Tony Gilham Racing and Team HARD															
1 -							2:15.892	4 -							2:13.341
2 -							2:14.710	5 -							2:12.545
3 -							2:13.031								
40	Simon TOMLINSON														
AWM Motorsport															
1 -	Out	84.4	56.180	97.7	56.844	99.0	2:49.090	6 -	43.162	107.2	49.796	118.6	46.018	108.6	2:18.976
2 -	47.507	102.9	52.417	114.1	50.772	108.8	2:30.696	7 -	43.147	105.8	48.926	107.2	45.870	108.9	2:17.943
3 -	44.198	87.0	50.103	119.6	47.155	97.8	2:21.456	8 -	42.378	105.0	48.125	118.8	44.881	107.9	2:15.384
4 -	42.841	106.9	47.736	117.5	46.595	107.9	2:17.172	9 -	42.389	107.4	47.665	119.8	44.685	108.1	2:14.739
5 -	42.949	107.7	48.705	119.0	45.655	108.1	2:17.309								
44	Robin RILEY														
1 -	Out	84.8	55.960	95.9	55.661	105.4	2:46.318	6 -	44.968	100.3	51.541	115.3	47.798	105.0	2:24.307
2 -	47.801	99.0	54.879	100.8	50.123	104.4	2:32.803	7 -	43.651	102.0	49.342	116.1	46.307	104.9	2:19.300
3 -	45.657	79.2	51.020	108.6	48.082	104.7	2:24.759	8 -	43.490	101.5	48.544	115.1	46.645	105.0	2:18.679
4 -	44.522	102.1	48.791	115.5	47.648	104.4	2:20.961	9 -	43.227	102.0	47.936	116.1	47.247	105.8	2:18.410
5 -	44.565	102.9	50.940	110.7	47.987	104.4	2:23.492								
48	Richard MORGAN														
Slidesports															
1 -	Out	92.9	52.386	108.1	51.287	102.3	2:34.905	6 -	42.757	104.4	48.743	116.5	45.516	105.8	2:17.016
2 -	44.839	102.5	50.793	115.3	48.610	103.2	2:24.242	7 -	42.676	103.9	48.138	117.9	45.576	106.5	2:16.390
3 -	44.350	99.6	48.734	112.4	45.828	105.7	2:18.912	8 -	42.436	104.7	47.910	111.5	45.465	106.7	2:15.811
4 -	43.374	102.8	48.278	114.9	45.137	107.9	2:16.789	9 -	42.131	103.4	48.070	116.9	45.242	105.8	2:15.443
5 -	42.942	102.9	49.297	113.0	45.640	105.4	2:17.879								

Car 19 - 2 Lap times disallowed for exceeding track limits

Car 34 - Please fit a working transponder

Weather / Track : Bright / Dry

Snetterton 300

Circuit Length = 2.9689 miles

Start: 09:17 End: 09:39

APR Volkswagen Racing Cup

QUALIFYING - RACE 10 - ROUND 9 - SECTOR ANALYSIS

51	Simon ANDREWS														
1 -	Out	90.2	55.094	110.4	50.608	107.0	2:39.044	6 -	42.341	104.4	49.597	119.0	45.934	106.2	2:17.872
2 -	45.800	100.3	51.298	116.1	48.859	106.2	2:25.957	7 -	42.126	104.0	48.455	119.2	45.240	106.5	2:15.821
3 -	44.040	102.5	48.977	118.8	46.525	106.0	2:19.542	8 -	42.164	103.6	48.017	119.8	45.315	107.5	2:15.496
4 -	42.566	104.0	47.687	119.4	46.121	106.0	2:16.368	9 -	42.732	103.9	49.100	121.8	45.890	108.8	2:17.722
5 -	42.204	103.6	49.294	119.0	45.808	106.4	2:17.306								
65	Craig MILNER														
												KPM Racing			
1 -	Out	94.1	49.732	113.0	48.190	107.4	2:28.361	6 -	42.339	105.0	48.356	121.8	45.504	108.9	2:16.199
2 -	42.874	107.4	48.548	111.1	45.255	108.9	2:16.677	7 -	42.194	103.6	47.519	122.0	44.756	108.6	2:14.469
3 -	41.955	106.0	47.062	120.3	45.203	108.8	2:14.220	8 -	41.810	103.1	47.661	119.2	44.535	111.1	2:14.006
4 -	41.739	107.5	46.689	116.1	45.590	108.4	2:14.018	9 -	41.803	105.8	47.517	121.8	44.523	108.4	2:13.843
5 -	42.007	106.2	48.979	119.8	45.280	107.9	2:16.266								
66	Dominic PETTIT														
												Dominant Racing			
1 -	Out	95.6	50.114	113.9	46.443	103.4	2:26.481	4 -	41.527	105.4	47.065	118.6	43.915	106.7	2:12.507
2 -	42.084	104.5	47.356	118.4	44.516	106.2	2:13.956	5 -	41.209	105.2	47.350	117.7	ln		3:28.005 P
3 -	41.547	105.5	46.865	118.4	44.096	106.4	2:12.508								
69	James WALKER														
												KPM Racing			
1 -	Out	97.3	50.513	115.7	47.427	104.5	2:28.369	6 -	41.366	101.8	47.540	114.9	43.256	104.9	2:12.162
2 -	42.924	101.7	47.431	116.1	44.418	107.0	2:14.773	7 -	41.519	102.5	47.889	115.3	43.688	104.5	2:13.096
3 -	41.771	101.8	47.237	113.7	45.293	102.3	2:14.301	8 -	41.464	102.3	46.721	115.5	44.440	105.4	2:12.625
4 -	41.509	102.6	46.716	119.0	43.686	105.7	2:11.911	9 -	41.211	102.3	47.136	113.9	44.075	104.9	2:12.422
5 -	41.728	102.6	48.493	112.6	43.414	104.9	2:13.635								
81	Henry GILBERT														
												Tony Gilham Racing & Team Hard			
1 -	Out	78.5	1:05.188	84.3	55.260	100.9	2:58.351	6 -	41.206	106.5	47.106	120.5	43.670	106.9	2:11.982
2 -	48.032	56.0	51.818	116.7	49.365	106.7	2:29.215	7 -	40.732	107.4	46.855	120.1	43.576	106.9	2:11.163
3 -	57.325	101.2	48.717	118.4	44.755	106.5	2:30.797	8 -	40.697	106.9	46.550	119.8	43.355	108.6	2:10.602
4 -	41.290	105.5	46.625	122.0	45.012	106.4	2:12.927	9 -	40.966	107.4	47.286	122.0	44.681	106.7	2:12.933
5 -	41.213	106.7	47.756	120.7	43.368	107.4	2:12.337								
99	Mark CLYNES														
												Slidesports			
1 -	Out	86.4	53.468	107.4	50.202	102.9	2:39.072	6 -	43.329	101.5	48.747	116.1	45.852	104.4	2:17.928
2 -	46.907	101.7	50.220	111.3	46.966	104.5	2:24.093	7 -	42.634	102.9	49.256	114.3	45.601	103.1	2:17.491
3 -	44.772	99.9	48.836	115.9	46.303	103.1	2:19.911	8 -	42.661	102.5	48.205	114.9	45.584	103.9	2:16.450
4 -	43.142	101.7	48.203	115.7	45.889	103.9	2:17.234	9 -	46.029	91.6	48.468	117.3	45.344	105.7	2:19.841
5 -	43.581	100.9	49.994	114.7	46.238	103.4	2:19.813								

Car 19 - 2 Lap times disallowed for exceeding track limits
 Car 34 - Please fit a working transponder
 Weather / Track : Bright / Dry

Snetterton 300
 Circuit Length = 2.9689 miles
 Start: 09:17 End: 09:39

APR Volkswagen Racing Cup

QUALIFYING - RACE 10 - ROUND 9 - BEST SECTOR TIMES

SECTOR 1			SECTOR 2			SECTOR 3			IDEAL / BEST COMPARISON							
POS	NO	NAME	TIME	NO	NAME	TIME	NO	NAME	TIME	POS	NO	NAME	IDEAL	BEST	DIFF	
1	13	FULBROOK	40.471	13	FULBROOK	45.844	22	ONSLow-COLE	42.851	1	13	FULBROOK	2:09.601	2:09.705	0.104	
2	81	GILBERT	40.697	22	ONSLow-COLE	46.197	8	MASON	43.166	2	22	ONSLow-COLE	2:09.875	2:09.875	0.000	
3	4	LINES	40.766	4	LINES	46.430	69	WALKER	43.256	3	4	LINES	2:10.585	2:11.386	0.801	
4	22	ONSLow-COLE	40.827	5	WILSON	46.545	13	FULBROOK	43.286	4	81	GILBERT	2:10.602	2:10.602	0.000	
5	8	MASON	40.863	81	GILBERT	46.550	81	GILBERT	43.355	5	8	MASON	2:10.912	2:10.972	0.060	
6	5	WILSON	41.110	65	MILNER	46.689	4	LINES	43.389	6	69	WALKER	2:11.183	2:11.911	0.728	
7	66	PETTIT	41.209	69	WALKER	46.716	5	WILSON	43.688	7	5	WILSON	2:11.343	2:11.750	0.407	
8	69	WALKER	41.211	66	PETTIT	46.865	15	NEUHOFF	43.811	8	66	PETTIT	2:11.989	2:12.507	0.518	
9	15	NEUHOFF	41.487	8	MASON	46.883	66	PETTIT	43.915	9	15	NEUHOFF	2:12.363	2:12.363	0.000	
10	31	DEHADRAY	41.587	15	NEUHOFF	47.065	9	WYHINNY	44.313	10	65	MILNER	2:12.951	2:13.843	0.892	
11	6	WILSON	41.715	6	WILSON	47.377	65	MILNER	44.523	11	9	WYHINNY	2:13.784	2:14.203	0.419	
12	65	MILNER	41.739	9	WYHINNY	47.636	40	TOMLINSON	44.685	12	6	WILSON	2:13.798	2:14.590	0.792	
13	9	WYHINNY	41.835	40	TOMLINSON	47.665	6	WILSON	44.706	13	40	TOMLINSON	2:14.728	2:14.739	0.011	
14	51	ANDREWS	42.126	51	ANDREWS	47.681	19	CHOPRA	45.042	14	51	ANDREWS	2:15.047	2:15.496	0.449	
15	48	MORGAN	42.131	31	DEHADRAY	47.864	48	MORGAN	45.137	15	31	DEHADRAY	2:15.130	2:15.145	0.015	
16	40	TOMLINSON	42.378	48	MORGAN	47.910	51	ANDREWS	45.240	16	48	MORGAN	2:15.178	2:15.443	0.265	
17	99	CLYNES	42.634	44	RILEY	47.936	99	CLYNES	45.344	17	99	CLYNES	2:16.181	2:16.450	0.269	
18	24	MORRIS	43.031	24	MORRIS	47.969	33	KINGSNORTH	45.394	18	33	KINGSNORTH	2:16.745	2:16.745	0.000	
19	33	KINGSNORTH	43.225	33	KINGSNORTH	48.126	31	DEHADRAY	45.679	19	24	MORRIS	2:16.939	2:17.186	0.247	
20	44	RILEY	43.227	99	CLYNES	48.203	24	MORRIS	45.939	20	19	CHOPRA	2:17.124	2:17.747	0.623	
21	21	RAMSDEN	43.344	19	CHOPRA	48.629	20	CARTWRIGHT	46.203	21	44	RILEY	2:17.470	2:18.410	0.940	
22	19	CHOPRA	43.453	20	CARTWRIGHT	49.394	18	ROSS	46.219	22	18	ROSS	2:19.707	2:20.217	0.510	
23	18	ROSS	43.846	18	ROSS	49.642	44	RILEY	46.307	23	20	CARTWRIGHT	2:20.093	2:20.093	0.000	
24	20	CARTWRIGHT	44.496	21	RAMSDEN	50.053	21	RAMSDEN	47.964	24	21	RAMSDEN	2:21.361	2:21.705	0.344	
25	34	AUSTIN		34	AUSTIN		34	AUSTIN		25	34	AUSTIN		2:12.545	0.000	
													Perfect Lap		2:09.166	

Weather / Track : Bright / Dry

Snetterton 300
Circuit Length = 2.9689 miles
Start: 09:17 End: 09:39

**APR Volkswagen Racing Cup
QUALIFYING - RACE 10 - ROUND 9 - SPEED TRAPS**


SECTOR 1				SECTOR 2			FINISH LINE			
POS	NO	NAME	MPH	NO	NAME	MPH	NO	NAME	MPH	
1	13	Joe FULBROOK	108.8	13	Joe FULBROOK	125.2	13	Joe FULBROOK	112.8	
2	40	Simon TOMLINSON	107.7	65	Craig MILNER	122.0	65	Craig MILNER	111.1	
3	65	Craig MILNER	107.5	81	Henry GILBERT	122.0	15	Mike NEUHOFF	109.5	
4	81	Henry GILBERT	107.4	51	Simon ANDREWS	121.8	4	Stewart LINES	109.1	
5	4	Stewart LINES	107.2	5	Thomas WILSON	121.1	31	Paul DEHADRAY	109.1	
6	66	Dominic PETTIT	106.9	22	Tom ONSLOW-COLE	121.1	40	Simon TOMLINSON	108.9	
7	6	Jonathan WILSON	106.7	8	Aaron MASON	120.7	8	Aaron MASON	108.8	
8	22	Tom ONSLOW-COLE	106.2	31	Paul DEHADRAY	120.7	51	Simon ANDREWS	108.8	
9	5	Thomas WILSON	105.8	24	Philip MORRIS	120.3	81	Henry GILBERT	108.6	
10	15	Mike NEUHOFF	105.8	4	Stewart LINES	119.8	5	Thomas WILSON	108.2	
11	8	Aaron MASON	105.7	15	Mike NEUHOFF	119.8	22	Tom ONSLOW-COLE	108.2	
12	31	Paul DEHADRAY	105.0	40	Simon TOMLINSON	119.8	48	Richard MORGAN	107.9	
13	9	Peter WYHINNY	104.9	6	Jonathan WILSON	119.4	21	Lucy RAMSDEN	107.7	
14	24	Philip MORRIS	104.9	69	James WALKER	119.0	24	Philip MORRIS	107.7	
15	33	Richard KINGSNORTH	104.7	20	Jim CARTWRIGHT	118.8	6	Jonathan WILSON	107.5	
16	48	Richard MORGAN	104.7	66	Dominic PETTIT	118.6	69	James WALKER	107.0	
17	51	Simon ANDREWS	104.4	48	Richard MORGAN	117.9	66	Dominic PETTIT	106.7	
18	19	Nikhil CHOPRA	104.0	9	Peter WYHINNY	117.3	44	Robin RILEY	105.8	
19	21	Lucy RAMSDEN	103.2	99	Mark CLYNES	117.3	99	Mark CLYNES	105.7	
20	44	Robin RILEY	102.9	19	Nikhil CHOPRA	117.1	9	Peter WYHINNY	105.2	
21	99	Mark CLYNES	102.9	44	Robin RILEY	116.1	19	Nikhil CHOPRA	105.2	
22	69	James WALKER	102.6	33	Richard KINGSNORTH	115.7	33	Richard KINGSNORTH	104.2	
23	20	Jim CARTWRIGHT	102.3	18	Doug ROSS	114.5	20	Jim CARTWRIGHT	102.6	
24	18	Doug ROSS	99.3	21	Lucy RAMSDEN	110.9	18	Doug ROSS	101.1	
25										

Weather / Track : Bright / Dry

Snetterton 300
Circuit Length = 2.9689 miles
Start: 09:17 End: 09:39

APR Volkswagen Racing Cup

RACE 10 - ROUND 9 - GRID

ROW 13	2:21.705 21 Lucy RAMSDEN		
ROW 12		2:20.093 20 Jim CARTWRIGHT	2:20.217 18 Doug ROSS
ROW 11	2:17.747 19 Nikhil CHOPRA		2:18.410 44 Robin RILEY
ROW 10		2:16.745 33 Richard KINGSNORTH	2:17.186 24 Philip MORRIS
ROW 9	2:15.496 51 Simon ANDREWS		2:16.450 99 Mark CLYNES
ROW 8		2:15.145 31 Paul DEHADRAY	2:15.443 48 Richard MORGAN
ROW 7	2:14.590 6 Jonathan WILSON		2:14.739 40 Simon TOMLINSON
ROW 6		2:13.843 65 Craig MILNER	2:14.203 9 Peter WYHINNY
ROW 5	2:12.507 66 Dominic PETTIT		2:12.545 34 Rob AUSTIN
ROW 4		2:11.911 69 James WALKER	2:12.363 15 Mike NEUHOFF
ROW 3	2:11.386 4 Stewart LINES		2:11.750 5 Thomas WILSON
ROW 2		2:10.602 81 Henry GILBERT	2:10.972 8 Aaron MASON
ROW 1	2:09.705 13 Joe FULBROOK		2:09.875 22 Tom ONSLOW-COLE
Pole			
			

Snetterton 300
Circuit Length = 2.9689 miles

These results are provisional until the conclusion of any judicial and technical matters.

Clerk of Course :		Timekeeper :
-------------------	--	--------------

APR Volkswagen Racing Cup

RACE 10 - ROUND 9 - CLASSIFICATION

POS	NO	CL	NAME	ENTRY	LAPS	TIME	GAP	DIFF	MPH	BEST	ON
1	22		Tom ONSLOW-COLE	Scirocco R - KPM Racing	5	11:03.841			80.50	2:10.482	3
2	13		Joe FULBROOK	BORA 1.8T - Warranty Direct Racing	5	11:07.444	3.603	3.603	80.06	2:11.253	3
3	4		Stewart LINES	Golf MK5 GTI - Stewart Lines Racing/KPM Racing	5	11:12.986	9.145	5.542	79.40	2:11.561	3
4	8		Aaron MASON	Golf MK5 GTI - AWM Motorsport	5	11:13.533	9.692	0.547	79.34	2:12.258	3
5	69		James WALKER	Scirocco R - KPM Racing	5	11:22.498	18.657	8.965	78.30	2:13.867	2
6	65		Craig MILNER	Scirocco R - KPM Racing	5	11:26.674	22.833	4.176	77.82	2:14.491	4
7	48		Richard MORGAN	Golf MK5 GTI - Slidesports	5	11:29.407	25.566	2.733	77.51	2:14.720	3
8	9		Peter WYHINNY	Seat Cupra - Volkswagen Racing UK	5	11:29.821	25.980	0.414	77.46	2:15.010	3
9	31		Paul DEHADRAY	Golf MK5 GTI -	5	11:35.101	31.260	5.280	76.88	2:15.067	4
10	40		Simon TOMLINSON	Golf MK5 GTI - AWM Motorsport	5	11:35.470	31.629	0.369	76.84	2:14.499	4
11	20		Jim CARTWRIGHT	Golf MK5 GTI - KPM Racing	5	11:35.650	31.809	0.180	76.82	2:14.814	4
12	6		Jonathan WILSON	Scirocco R - Complete Racing	5	11:36.177	32.336	0.527	76.76	2:14.607	4
13	51		Simon ANDREWS	Golf MK5 GTI -	5	11:37.886	34.045	1.709	76.57	2:15.392	3
14	99		Mark CLYNES	Golf MK5 GTI - Slidesports	5	11:40.512	36.671	2.626	76.28	2:15.491	4
15	33		Richard KINGSNORTH	Golf MK5 GTI - Tony Gilham Racing & Team Hard	5	11:40.934	37.093	0.422	76.24	2:15.606	4
16	44		Robin RILEY	Beetle RSI -	5	11:53.967	50.126	13.033	74.84	2:17.985	2
17	18		Doug ROSS	Golf Mk5 GTI - Prestige Performance	5	11:55.095	51.254	1.128	74.73	2:19.376	2
18	15		Mike NEUHOFF	Golf MK6 GTI - KPM Racing	5	11:57.722	53.881	2.627	74.45	2:21.706	2
19	21		Lucy RAMSDEN	Golf MK5 GTI -	5	12:15.468	1:11.627	17.746	72.66	2:21.432	2

NOT CLASSIFIED

DNF	5		Thomas WILSON	Golf MK5 GTI - Complete Racing	2	4:41.705	3 laps	3 laps	75.88	2:17.083	2
DNF	34		Rob AUSTIN	Golf MK5 GTI - Tony Gilham Racing and Team HARI	2	11:50.057	3 laps	4:38.896	30.10		
DNF	19		Nikhil CHOPRA	Golf R32 - Prestige Performance	0						
DNF	24		Philip MORRIS	Golf MK5 GTI - KPM Racing	0						
DNF	81		Henry GILBERT	Golf MK5 GTI - Tony Gilham Racing & Team Hard	0						

FASTEST LAP

22	Tom ONSLOW-COLE	Scirocco R - KPM Racing	3	2:10.482	81.91 mph	131.82 kph
----	------------------------	-------------------------	---	----------	-----------	------------

Weather / Track : Showers / Changeable

These results are provisional until the conclusion of any judicial and technical matters.

Snetterton 300

Circuit Length = 2.9689 miles

Start: 14:25 End: 14:37

Clerk of Course :

Timekeeper :

APR Volkswagen Racing Cup
RACE 10 - ROUND 9 - LAP CHART

Lap 1			Lap 2			Lap 3			Lap 4			Lap 5		
No	Behind	Laptime	No	Behind	Laptime	No	Behind	Laptime	No	Behind	Laptime	No	Behind	Laptime
22		2:19.641	22		2:11.287	22		2:10.482	22		2:10.974	22		2:11.457
13	0.443	2:20.084	13	0.689	2:11.533	13	1.460	2:11.253	13	1.791	2:11.305	13	3.603	2:13.269
4	1.052	2:20.693	4	1.890	2:12.125	4	2.969	2:11.561	4	5.424	2:13.429	4	9.145	2:15.178
8	1.355	2:20.996	8	2.854	2:12.786	8	4.630	2:12.258	8	6.489	2:12.833	8	9.692	2:14.660
69	1.601	2:21.242	69	4.181	2:13.867	69	8.461	2:14.762	69	12.878	2:15.391	69	18.657	2:17.236
5	4.981	2:24.622	65	9.454	2:14.712	65	14.495	2:15.523	65	18.012	2:14.491	65	22.833	2:16.278
15	5.751	2:25.392	5	10.777	2:17.083	34	2 LAPS	6:57.454 P	48	20.170	2:14.950	48	25.566	2:16.853
65	6.029	2:25.670	48	11.956	2:16.360	48	16.194	2:14.720	9	21.193	2:15.294	9	25.980	2:16.244
9	6.863	2:26.504	9	12.345	2:16.769	9	16.873	2:15.010	31	24.448	2:15.067	31	31.260	2:18.269
48	6.883	2:26.524	51	14.301	2:16.757	51	19.211	2:15.392	40	24.706	2:14.499	40	31.629	2:18.380
51	8.831	2:28.472	31	15.439	2:17.320	31	20.355	2:15.398	51	25.865	2:17.628	20	31.809	2:17.031
31	9.406	2:29.047	15	16.170	2:21.706	40	21.181	2:15.178	6	26.086	2:14.607	6	32.336	2:17.707
40	9.786	2:29.427	20	16.393	2:16.712	20	22.395	2:16.484	20	26.235	2:14.814	51	34.045	2:19.637
6	10.498	2:30.139	40	16.485	2:17.986	6	22.453	2:16.052	34	2 LAPS	2:23.147	99	36.671	2:16.535
20	10.968	2:30.609	6	16.883	2:17.672	99	27.076	2:20.199	99	31.593	2:15.491	33	37.093	2:15.941
99	11.449	2:31.090	99	17.359	2:17.197	33	27.977	2:18.117	33	32.609	2:15.606	44	50.126	2:23.909
44	13.293	2:32.934	44	19.991	2:17.985	15	28.535	2:22.847	44	37.674	2:19.890	18	51.254	2:20.780
33	13.882	2:33.523	33	20.342	2:17.747	44	28.758	2:19.249	15	40.700	2:23.139	15	53.881	2:24.638
18	15.060	2:34.701	18	23.149	2:19.376	18	32.760	2:20.093	18	41.931	2:20.145	21	1:11.627	2:25.168
21	17.480	2:37.121	21	27.625	2:21.432	21	44.070	2:26.927	21	57.916	2:24.820			

Weather / Track : Showers / Changeable

Snetterton 300
Circuit Length = 2.9689 miles
Start: 14:25 End: 14:37

APR Volkswagen Racing Cup
RACE 10 - ROUND 9 - SECTOR ANALYSIS

4	Stewart LINES					Stewart Lines Racing/KPM Racing									
1-	105.8	47.483	119.2	44.080	<i>108.8</i>	2:20.693	4-	41.792	106.9	46.934	120.7	44.703	107.7	2:13.429	
2-	<i>40.906</i>	<i>107.7</i>	47.169	<i>120.9</i>	44.050	107.4	2:12.125	5-	41.685	104.7	46.947	118.1	46.546	106.0	2:15.178
3-	41.223	107.2	<i>46.734</i>	120.5	<i>43.604</i>	108.2	2:11.561								
5	Thomas WILSON					Complete Racing									
1-	<i>104.9</i>	49.103	118.6	<i>45.573</i>	<i>105.7</i>	2:24.622	2-	<i>42.605</i>	104.0	<i>47.930</i>	<i>118.8</i>	46.548	105.0	2:17.083	
6	Jonathan WILSON					Complete Racing									
1-	96.6	49.216	120.1	46.720	107.5	2:30.139	4-	42.714	106.5	46.874	117.7	<i>45.019</i>	<i>108.6</i>	2:14.607	
2-	42.193	106.9	47.486	121.8	47.993	107.4	2:17.672	5-	<i>41.898</i>	<i>108.2</i>	<i>46.866</i>	<i>122.7</i>	48.943	106.2	2:17.707
3-	42.854	106.7	47.467	120.7	45.731	106.2	2:16.052								
8	Aaron MASON					AWM Motorsport									
1-	105.8	47.656	121.8	44.103	<i>108.1</i>	2:20.996	4-	41.524	106.2	47.095	120.9	44.214	106.4	2:12.833	
2-	<i>41.037</i>	<i>106.7</i>	<i>46.891</i>	<i>122.0</i>	44.858	105.2	2:12.786	5-	41.703	106.0	47.784	118.6	45.173	105.8	2:14.660
3-	41.140	106.5	47.262	120.9	<i>43.856</i>	106.4	2:12.258								
9	Peter WYHINNY					Volkswagen Racing UK									
1-	103.1	48.507	<i>118.4</i>	46.222	104.5	2:26.504	4-	42.373	<i>105.2</i>	48.246	117.7	44.675	105.0	2:15.294	
2-	42.618	103.6	48.836	117.9	45.315	104.9	2:16.769	5-	<i>42.201</i>	103.7	48.443	117.3	45.600	<i>105.4</i>	2:16.244
3-	42.601	105.0	<i>47.912</i>	<i>118.4</i>	<i>44.497</i>	104.9	2:15.010								
13	Joe FULBROOK					Warranty Direct Racing									
1-	107.7	46.787	121.1	44.893	108.9	2:20.084	4-	41.236	<i>108.6</i>	<i>46.323</i>	<i>124.0</i>	43.746	109.5	2:11.305	
2-	41.144	108.4	46.564	122.7	43.825	108.6	2:11.533	5-	41.538	105.0	46.544	122.5	45.187	103.1	2:13.269
3-	<i>41.078</i>	107.5	46.451	123.6	<i>43.724</i>	<i>109.7</i>	2:11.253								
15	Mike NEUHOFF					KPM Racing									
1-	103.6	<i>48.529</i>	<i>120.7</i>	<i>45.882</i>	<i>107.4</i>	2:25.392	4-	44.863	100.8	50.649	117.1	47.627	104.0	2:23.139	
2-	<i>43.861</i>	99.3	50.031	117.1	47.814	107.0	2:21.706	5-	45.151	100.2	51.098	115.7	48.389	97.4	2:24.638
3-	44.728	<i>105.2</i>	50.956	112.0	47.163	104.0	2:22.847								
18	Doug ROSS					Prestige Performance									
1-	98.1	50.226	115.7	47.047	<i>100.0</i>	2:34.701	4-	44.161	99.6	49.298	114.9	46.686	99.3	2:20.145	
2-	<i>43.702</i>	99.0	<i>49.197</i>	115.5	46.477	99.9	2:19.376	5-	44.231	<i>100.2</i>	49.272	114.3	47.277	94.9	2:20.780
3-	44.246	99.4	49.481	<i>116.9</i>	<i>46.366</i>	99.7	2:20.093								
19	Nikhil CHOPRA					Prestige Performance									
20	Jim CARTWRIGHT					KPM Racing									
1-	101.5	49.122	<i>124.7</i>	46.990	104.4	2:30.609	4-	43.408	105.7	47.694	120.9	<i>43.712</i>	<i>110.6</i>	2:14.814	
2-	<i>42.114</i>	107.2	47.495	123.4	47.103	106.9	2:16.712	5-	42.950	<i>107.9</i>	<i>47.277</i>	121.6	46.804	103.6	2:17.031
3-	42.749	103.6	47.322	120.9	46.413	101.5	2:16.484								
21	Lucy RAMSDEN					KPM Racing									
1-	95.7	50.775	111.7	<i>48.051</i>	<i>107.9</i>	2:37.121	4-	44.744	101.5	49.940	<i>113.2</i>	50.136	106.5	2:24.820	
2-	<i>43.618</i>	103.4	<i>49.476</i>	110.7	48.338	106.9	2:21.432	5-	44.519	<i>103.9</i>	50.220	111.3	50.429	105.4	2:25.168
3-	46.306	99.3	50.077	106.9	50.544	106.4	2:26.927								
22	Tom ONSLOW-COLE					KPM Racing									
1-	106.5	46.686	<i>121.8</i>	44.287	105.8	2:19.641	4-	41.199	106.2	46.307	<i>121.8</i>	43.468	<i>106.4</i>	2:10.974	
2-	41.439	104.4	46.351	121.6	43.497	106.0	2:11.287	5-	<i>41.036</i>	104.2	46.127	121.6	44.294	89.5	2:11.457
3-	41.143	<i>107.2</i>	<i>45.922</i>	121.6	<i>43.417</i>	106.0	2:10.482								
24	Philip MORRIS					KPM Racing									

Weather / Track : Showers / Changeable

Snetterton 300
 Circuit Length = 2.9689 miles
 Start: 14:25 End: 14:37

APR Volkswagen Racing Cup
RACE 10 - ROUND 9 - SECTOR ANALYSIS

31	Paul DEHADRAY														
1 -	104.0	48.909	118.4	46.413	<i>107.2</i>	2:29.047	4 -	42.663	<i>106.4</i>	<i>46.970</i>	<i>122.7</i>	<i>45.434</i>	107.0	2:15.067	
2 -	42.522	104.9	47.507	122.0	47.291	107.0	2:17.320	5 -	<i>41.849</i>	105.8	47.474	121.1	48.946	104.9	2:18.269
3 -	42.211	<i>106.4</i>	47.595	119.6	45.592	107.0	2:15.398								
33	Richard KINGSNORTH										Tony Gilham Racing & Team Hard				
1 -	101.5	50.471	116.5	46.145	104.2	2:33.523	4 -	<i>42.387</i>	<i>105.7</i>	47.524	<i>120.5</i>	<i>45.695</i>	103.2	2:15.606	
2 -	42.859	105.2	47.787	115.3	47.101	<i>106.5</i>	2:17.747	5 -	42.538	105.2	<i>47.345</i>	119.4	46.058	105.8	2:15.941
3 -	43.445	103.6	48.744	117.9	45.928	103.4	2:18.117								
34	Rob AUSTIN										Tony Gilham Racing and Team HARD				
1 -	80.1	51.937	95.3	ln		6:57.454 P	2 -	Out	105.2	<i>50.051</i>	<i>121.4</i>	<i>44.236</i>	<i>107.5</i>	2:23.147	
40	Simon TOMLINSON										AWM Motorsport				
1 -	99.1	49.052	122.2	46.403	105.8	2:29.427	4 -	42.831	<i>108.9</i>	<i>46.965</i>	121.8	44.703	106.7	2:14.499	
2 -	42.405	103.9	47.782	119.8	47.799	105.5	2:17.986	5 -	<i>42.194</i>	107.7	47.401	<i>123.7</i>	48.785	106.5	2:18.380
3 -	42.894	104.5	47.611	122.5	<i>44.673</i>	<i>109.1</i>	2:15.178								
44	Robin RILEY														
1 -	100.8	50.276	115.7	46.598	104.7	2:32.934	4 -	44.958	102.1	48.181	117.5	46.751	103.7	2:19.890	
2 -	<i>42.917</i>	<i>104.7</i>	<i>48.040</i>	<i>118.1</i>	47.028	104.2	2:17.985	5 -	43.485	102.5	49.251	103.1	51.173	96.3	2:23.909
3 -	43.000	<i>104.7</i>	49.760	116.1	<i>46.489</i>	<i>106.5</i>	2:19.249								
48	Richard MORGAN										Slidesports				
1 -	105.4	48.965	<i>120.5</i>	45.697	<i>107.4</i>	2:26.524	4 -	42.435	106.0	<i>47.294</i>	119.4	45.221	106.2	2:14.950	
2 -	42.906	105.0	47.853	117.9	45.601	105.5	2:16.360	5 -	<i>42.283</i>	<i>106.2</i>	47.791	119.0	46.779	105.2	2:16.853
3 -	42.303	105.7	47.379	118.6	<i>45.038</i>	106.4	2:14.720								
51	Simon ANDREWS														
1 -	102.1	49.367	119.2	46.327	106.5	2:28.472	4 -	43.189	105.2	48.616	118.6	45.823	<i>107.4</i>	2:17.628	
2 -	42.717	105.0	48.051	121.4	45.989	106.4	2:16.757	5 -	43.092	105.7	49.109	115.5	47.436	106.5	2:19.637
3 -	<i>42.462</i>	<i>105.8</i>	<i>47.565</i>	<i>122.0</i>	<i>45.365</i>	106.7	2:15.392								
65	Craig MILNER										KPM Racing				
1 -	105.0	48.754	121.8	45.571	<i>109.1</i>	2:25.670	4 -	42.365	104.7	46.979	<i>122.9</i>	<i>45.147</i>	107.0	2:14.491	
2 -	42.308	106.2	47.036	119.4	45.368	106.7	2:14.712	5 -	<i>42.088</i>	103.1	<i>46.856</i>	121.6	47.334	105.8	2:16.278
3 -	42.548	<i>108.1</i>	47.558	120.9	45.417	107.0	2:15.523								
69	James WALKER										KPM Racing				
1 -	103.1	47.126	<i>119.0</i>	<i>43.697</i>	<i>107.5</i>	2:21.242	4 -	42.680	102.5	47.862	114.5	44.849	102.9	2:15.391	
2 -	<i>41.606</i>	<i>103.6</i>	<i>46.822</i>	<i>119.0</i>	45.439	100.8	2:13.867	5 -	43.487	101.4	47.837	115.5	45.912	96.1	2:17.236
3 -	43.039	101.2	47.489	115.9	44.234	102.8	2:14.762								
81	Henry GILBERT										Tony Gilham Racing & Team Hard				
99	Mark CLYNES										Slidesports				
1 -	102.9	49.088	<i>118.4</i>	46.659	104.2	2:31.090	4 -	42.798	103.7	47.599	118.1	<i>45.094</i>	<i>104.5</i>	2:15.491	
2 -	42.961	<i>103.9</i>	<i>47.416</i>	118.1	46.820	104.2	2:17.197	5 -	<i>42.738</i>	102.8	47.654	116.9	46.143	104.4	2:16.535
3 -	43.725	101.2	50.633	116.9	45.841	102.8	2:20.199								

Weather / Track : Showers / Changeable

Snetterton 300
 Circuit Length = 2.9689 miles
 Start: 14:25 End: 14:37

APR Volkswagen Racing Cup

RACE 10 - ROUND 9 - BEST SECTOR TIMES

SECTOR 1			SECTOR 2			SECTOR 3			IDEAL / BEST COMPARISON						
POS	NO	NAME	TIME	NO	NAME	TIME	NO	NAME	TIME	POS	NO	NAME	IDEAL	BEST	DIFF
1	4	LINES	40.906	22	ONSLow-COLE	45.922	22	ONSLow-COLE	43.417	1	22	ONSLow-COLE	2:10.375	2:10.482	0.107
2	22	ONSLow-COLE	41.036	13	FULBROOK	46.323	4	LINES	43.604	2	13	FULBROOK	2:11.125	2:11.253	0.128
3	8	MASON	41.037	4	LINES	46.734	69	WALKER	43.697	3	4	LINES	2:11.244	2:11.561	0.317
4	13	FULBROOK	41.078	69	WALKER	46.822	20	CARTWRIGHT	43.712	4	8	MASON	2:11.784	2:12.258	0.474
5	69	WALKER	41.606	65	MILNER	46.856	13	FULBROOK	43.724	5	69	WALKER	2:12.125	2:13.867	1.742
6	34	AUSTIN	41.778	6	WILSON	46.866	8	MASON	43.856	6	20	CARTWRIGHT	2:13.103	2:14.814	1.711
7	31	DEHADRAY	41.849	8	MASON	46.891	34	AUSTIN	44.236	7	6	WILSON	2:13.783	2:14.607	0.824
8	6	WILSON	41.898	40	TOMLINSON	46.965	9	WYHINNY	44.497	8	40	TOMLINSON	2:13.832	2:14.499	0.667
9	65	MILNER	42.088	31	DEHADRAY	46.970	40	TOMLINSON	44.673	9	65	MILNER	2:14.091	2:14.491	0.400
10	20	CARTWRIGHT	42.114	20	CARTWRIGHT	47.277	6	WILSON	45.019	10	31	DEHADRAY	2:14.253	2:15.067	0.814
11	40	TOMLINSON	42.194	48	MORGAN	47.294	48	MORGAN	45.038	11	9	WYHINNY	2:14.610	2:15.010	0.400
12	9	WYHINNY	42.201	33	KINGSNORTH	47.345	99	CLYNES	45.094	12	48	MORGAN	2:14.615	2:14.720	0.105
13	48	MORGAN	42.283	99	CLYNES	47.416	65	MILNER	45.147	13	99	CLYNES	2:15.248	2:15.491	0.243
14	33	KINGSNORTH	42.387	51	ANDREWS	47.565	51	ANDREWS	45.365	14	51	ANDREWS	2:15.392	2:15.392	0.000
15	51	ANDREWS	42.462	9	WYHINNY	47.912	31	DEHADRAY	45.434	15	33	KINGSNORTH	2:15.427	2:15.606	0.179
16	5	WILSON	42.605	5	WILSON	47.930	5	WILSON	45.573	16	34	AUSTIN	2:16.065		
17	99	CLYNES	42.738	44	RILEY	48.040	33	KINGSNORTH	45.695	17	5	WILSON	2:16.108	2:17.083	0.975
18	44	RILEY	42.917	15	NEUHOFF	48.529	15	NEUHOFF	45.882	18	44	RILEY	2:17.446	2:17.985	0.539
19	21	RAMSDEN	43.618	18	ROSS	49.197	18	ROSS	46.366	19	15	NEUHOFF	2:18.272	2:21.706	3.434
20	18	ROSS	43.702	21	RAMSDEN	49.476	44	RILEY	46.489	20	18	ROSS	2:19.265	2:19.376	0.111
21	15	NEUHOFF	43.861	34	AUSTIN	50.051	21	RAMSDEN	48.051	21	21	RAMSDEN	2:21.145	2:21.432	0.287
												Perfect Lap		2:10.245	

Weather / Track : Showers / Changeable

Snetterton 300
Circuit Length = 2.9689 miles
Start: 14:25 End: 14:37

**APR Volkswagen Racing Cup
RACE 10 - ROUND 9 - SPEED TRAPS**

SECTOR 1				SECTOR 2			FINISH LINE			
POS	NO	NAME	MPH	NO	NAME	MPH	NO	NAME	MPH	
1	40	Simon TOMLINSON	108.9	20	Jim CARTWRIGHT	124.7	20	Jim CARTWRIGHT	110.6	
2	13	Joe FULBROOK	108.6	13	Joe FULBROOK	124.0	13	Joe FULBROOK	109.7	
3	6	Jonathan WILSON	108.2	40	Simon TOMLINSON	123.1	40	Simon TOMLINSON	109.1	
4	65	Craig MILNER	108.1	65	Craig MILNER	122.9	65	Craig MILNER	109.1	
5	20	Jim CARTWRIGHT	107.9	6	Jonathan WILSON	122.7	4	Stewart LINES	108.8	
6	4	Stewart LINES	107.7	31	Paul DEHADRAY	122.7	6	Jonathan WILSON	108.6	
7	22	Tom ONSLOW-COLE	107.2	8	Aaron MASON	122.0	8	Aaron MASON	108.1	
8	34	Rob AUSTIN	107.0	51	Simon ANDREWS	122.0	21	Lucy RAMSDEN	107.9	
9	8	Aaron MASON	106.7	22	Tom ONSLOW-COLE	121.8	34	Rob AUSTIN	107.5	
10	31	Paul DEHADRAY	106.4	34	Rob AUSTIN	121.4	69	James WALKER	107.5	
11	48	Richard MORGAN	106.2	4	Stewart LINES	120.9	15	Mike NEUHOFF	107.4	
12	51	Simon ANDREWS	105.8	15	Mike NEUHOFF	120.7	48	Richard MORGAN	107.4	
13	33	Richard KINGSNORTH	105.7	33	Richard KINGSNORTH	120.5	51	Simon ANDREWS	107.4	
14	9	Peter WYHINNY	105.2	48	Richard MORGAN	120.5	31	Paul DEHADRAY	107.2	
15	15	Mike NEUHOFF	105.2	69	James WALKER	119.0	33	Richard KINGSNORTH	106.5	
16	5	Thomas WILSON	104.9	5	Thomas WILSON	118.8	44	Robin RILEY	106.5	
17	44	Robin RILEY	104.7	9	Peter WYHINNY	118.4	22	Tom ONSLOW-COLE	106.4	
18	21	Lucy RAMSDEN	103.9	99	Mark CLYNES	118.4	5	Thomas WILSON	105.7	
19	99	Mark CLYNES	103.9	44	Robin RILEY	118.1	9	Peter WYHINNY	105.4	
20	69	James WALKER	103.6	18	Doug ROSS	116.9	99	Mark CLYNES	104.5	
21	18	Doug ROSS	100.2	21	Lucy RAMSDEN	113.2	18	Doug ROSS	100.0	

Weather / Track : Showers / Changeable

Snetterton 300
Circuit Length = 2.9689 miles
Start: 14:25 End: 14:37

APR Volkswagen Racing Cup

RACE 10 - ROUND 9 - POSITION CHART


No	Name	Pos	Laps				
			1	2	3	4	5
22	Tom ONSLOW-COLE	1	22	22	22	22	22
13	Joe FULBROOK	2	13	13	13	13	13
4	Stewart LINES	3	4	4	4	4	4
8	Aaron MASON	4	8	8	8	8	8
69	James WALKER	5	69	69	69	69	69
5	Thomas WILSON	6	5	65	65	65	65
15	Mike NEUHOFF	7	15	5	48	48	48
65	Craig MILNER	8	65	48	9	9	9
9	Peter WYHINNY	9	9	9	51	31	31
48	Richard MORGAN	10	48	51	31	40	40
51	Simon ANDREWS	11	51	31	40	51	20
31	Paul DEHADRAY	12	31	15	20	6	6
40	Simon TOMLINSON	13	40	20	6	20	51
6	Jonathan WILSON	14	6	40	99	99	99
20	Jim CARTWRIGHT	15	20	6	33	33	33
99	Mark CLYNES	16	99	99	15	44	44
44	Robin RILEY	17	44	44	44	15	18
33	Richard KINGSNORTH	18	33	33	18	18	15
18	Doug ROSS	19	18	18	21	21	21
21	Lucy RAMSDEN	20	21	21			
34	Rob AUSTIN	21	34	34			

Weather / Track : Showers / Changeable

Snetterton 300
 Circuit Length = 2.9689 miles
 Start: 14:25 End: 14:37

APR Volkswagen Racing Cup

RACE 13 - ROUND 10 - GRID

ROW 12	24 Philip MORRIS	81 Henry GILBERT
ROW 11	34 Rob AUSTIN	19 Nikhil CHOPRA
ROW 10	21 Lucy RAMSDEN	5 Thomas WILSON
ROW 9	18 Doug ROSS	15 Mike NEUHOFF
ROW 8	33 Richard KINGSNORTH	44 Robin RILEY
ROW 7	51 Simon ANDREWS	99 Mark CLYNES
ROW 6	20 Jim CARTWRIGHT	6 Jonathan WILSON
ROW 5	31 Paul DEHADRAY	40 Simon TOMLINSON
ROW 4	48 Richard MORGAN	9 Peter WYHINNY
ROW 3	13 Joe FULBROOK	22 Tom ONSLOW-COLE
ROW 2	8 Aaron MASON	4 Stewart LINES
ROW 1	65 Craig MILNER	69 James WALKER
Pole		
		

Snetterton 300
Circuit Length = 2.9689 miles

These results are provisional until the conclusion of any judicial and technical matters.

Clerk of Course :		Timekeeper :
-------------------	--	--------------

APR Volkswagen Racing Cup

RACE 13 - ROUND 10 - CLASSIFICATION

POS	NO	CL	NAME	ENTRY	LAPS	TIME	GAP	DIFF	MPH	BEST	ON
1	13		Joe FULBROOK	BORA 1.8T - Warranty Direct Racing	9	20:44.129			77.31	2:13.859	9
2	5		Thomas WILSON	Golf MK5 GTI - Complete Racing	9	20:44.593	0.464	0.464	77.28	2:13.821	9
3	20		Jim CARTWRIGHT	Golf MK5 GTI - KPM Racing	9	21:12.423	28.294	27.830	75.59	2:17.267	8
4	8		Aaron MASON	Golf MK5 GTI - AWM Motorsport	9	21:19.030	34.901	6.607	75.20	2:18.037	8
5	22		Tom ONSLOW-COLE	Scirocco R - KPM Racing	9	21:19.144	35.015	0.114	75.20	2:17.811	9
6	4		Stewart LINES	Golf MK5 GTI - Stewart Lines Racing/KPM Racing	9	21:23.652	39.523	4.508	74.93	2:20.920	7
7	6		Jonathan WILSON	Scirocco R - Complete Racing	9	21:24.882	40.753	1.230	74.86	2:18.759	5
8	65		Craig MILNER	Scirocco R - KPM Racing	9	21:33.953	49.824	9.071	74.34	2:19.990	3
9	15		Mike NEUHOFF	Golf MK6 GTI - KPM Racing	9	21:39.580	55.451	5.627	74.01	2:21.222	9
10	9		Peter WYHINNY	Seat Cupra - Volkswagen Racing UK	9	21:42.134	58.005	2.554	73.87	2:21.149	8
11	51		Simon ANDREWS	Golf MK5 GTI -	9	21:43.130	59.001	0.996	73.81	2:19.967	8
12	69		James WALKER	Scirocco R - KPM Racing	9	21:46.954	1:02.825	3.824	73.60	2:20.739	9
13	18		Doug ROSS	Golf MK5 GTI - Prestige Performance	9	21:50.523	1:06.394	3.569	73.40	2:21.715	7
14	31		Paul DEHADRAY	Golf MK5 GTI -	9	22:15.655	1:31.526	25.132	72.01	2:24.535	2
15	99		Mark CLYNES	Golf MK5 GTI - Slidesports	9	22:25.974	1:41.845	10.319	71.46	2:27.173	6
16	44		Robin RILEY	Beetle RSI -	9	22:26.133	1:42.004	0.159	71.45	2:21.788	9
17	21		Lucy RAMSDEN	Golf MK5 GTI -	9	22:53.619	2:09.490	27.486	70.02	2:27.320	4

NOT CLASSIFIED

DNF	40		Simon TOMLINSON	Golf MK5 GTI - AWM Motorsport	8	19:19.321	1 lap	1 lap	73.75	2:22.088	3
DNF	48		Richard MORGAN	Golf MK5 GTI - Slidesports	4	9:57.486	5 laps	4 laps	71.55	2:20.296	3
DNF	33		Richard KINGSNORTH	Golf MK5 GTI - Tony Gilham Racing & Team Hard	1	6:38.397	8 laps	3 laps	26.82		
DNF	34		Rob AUSTIN	Golf MK5 GTI - Tony Gilham Racing and Team HARI	1	7:45.607	8 laps	1:15.334	22.95		

FASTEST LAP

5			Thomas WILSON	Golf MK5 GTI - Complete Racing	9	2:13.821			79.86 mph	128.53 kph	
---	--	--	----------------------	--------------------------------	---	----------	--	--	-----------	------------	--

Weather / Track : Bright / Drying

These results are provisional until the conclusion of any judicial and technical matters.

Snetterton 300

Circuit Length = 2.9689 miles

Start: 16:31 End: 16:54

Clerk of Course :

Timekeeper :

APR Volkswagen Racing Cup
RACE 13 - ROUND 10 - LAP CHART

Lap 1			Lap 2			Lap 3			Lap 4			Lap 5		
No	Behind	Laptime	No	Behind	Laptime	No	Behind	Laptime	No	Behind	Laptime	No	Behind	Laptime
22		2:26.685	22		2:19.737	22		2:22.723	13		2:18.767	13		2:17.158
4	0.288	2:26.973	4	1.501	2:20.950	8	0.485	2:21.541	5	2.201	2:17.141	5	0.012	2:14.969
8	0.783	2:27.468	8	1.667	2:20.621	4	1.340	2:22.562	8	2.220	2:22.123	8	7.319	2:22.257
13	3.412	2:30.097	13	5.045	2:21.370	13	1.621	2:19.299	22	3.584	2:23.972	22	8.496	2:22.070
9	3.866	2:30.551	65	7.879	2:22.503	65	5.146	2:19.990	4	4.474	2:23.522	20	8.784	2:20.349
65	5.113	2:31.798	9	8.188	2:24.059	5	5.448	2:17.261	20	5.593	2:19.910	4	9.556	2:22.240
48	5.787	2:32.472	48	8.238	2:22.188	48	5.811	2:20.296	65	9.160	2:24.402	65	13.906	2:21.904
20	5.995	2:32.680	20	8.789	2:22.531	20	6.071	2:20.005	9	14.588	2:23.692	6	18.129	2:18.759
69	7.344	2:34.029	5	10.910	2:21.490	9	11.284	2:25.819	40	15.255	2:22.515	40	21.438	2:23.341
31	7.927	2:34.612	31	12.725	2:24.535	40	13.128	2:22.088	15	16.318	2:22.640	15	22.927	2:23.767
5	9.157	2:35.842	34	1 LAP	4:59.549 P	15	14.066	2:22.780	6	16.528	2:20.218	9	23.283	2:25.853
40	10.583	2:37.268	40	13.763	2:22.917	6	16.698	2:22.727	31	24.631	2:28.279	51	30.029	2:22.342
15	11.111	2:37.796	15	14.009	2:22.635	31	16.740	2:26.738	51	24.845	2:24.709	18	33.602	2:24.268
51	13.699	2:40.384	69	14.633	2:27.026	69	18.124	2:26.214	18	26.492	2:24.464	69	34.353	2:24.935
6	13.974	2:40.659	6	16.694	2:22.457	51	20.524	2:23.949	69	26.576	2:28.840	31	35.200	2:27.727
99	14.481	2:41.166	51	19.298	2:25.336	18	22.416	2:24.765	48	27.953	2:42.530	99	49.628	2:30.164
18	16.720	2:43.405	18	20.374	2:23.391	99	27.396	2:27.499	99	36.622	2:29.614	44	1:05.553	2:27.816
44	26.779	2:53.464	99	22.620	2:27.876	44	48.643	2:28.546	44	54.895	2:26.640	21	1:12.161	2:30.606
21	34.703	3:01.388	44	42.820	2:35.778	21	51.781	2:28.278	21	58.713	2:27.320			
33	1:17.530	3:44.215 P	21	46.226	2:31.260									

Weather / Track : Bright / Drying

Snetterton 300
 Circuit Length = 2.9689 miles
 Start: 16:31 End: 16:54

APR Volkswagen Racing Cup
RACE 13 - ROUND 10 - LAP CHART

Lap 6			Lap 7			Lap 8			Lap 9		
No	Behind	Laptime	No	Behind	Laptime	No	Behind	Laptime	No	Behind	Laptime
5		2:15.353	13		2:13.927	13		2:13.961	13		2:13.859
13	0.326	2:15.691	5	0.167	2:14.420	5	0.502	2:14.296	5	0.464	2:13.821
8	12.976	2:21.022	8	19.404	2:20.681	20	23.297	2:17.267	20	28.294	2:18.856
20	16.363	2:22.944	20	19.991	2:17.881	8	23.480	2:18.037	8	34.901	2:25.280
22	16.700	2:23.569	4	23.834	2:20.920	22	31.063	2:20.797	22	35.015	2:17.811
4	17.167	2:22.976	22	24.227	2:21.780	4	31.120	2:21.247	4	39.523	2:22.262
65	21.956	2:23.415	65	29.710	2:22.007	6	35.694	2:19.508	6	40.753	2:18.918
6	23.858	2:21.094	6	30.147	2:20.542	65	39.044	2:23.295	65	49.824	2:24.639
40	28.967	2:22.894	40	38.457	2:23.743	15	48.088	2:21.938	15	55.451	2:21.222
9	29.777	2:21.859	15	40.111	2:22.574	9	48.523	2:21.149	9	58.005	2:23.341
15	31.790	2:24.228	9	41.335	2:25.811	40	49.051	2:24.555	51	59.001	2:23.313
51	36.839	2:22.175	51	43.541	2:20.955	51	49.547	2:19.967	69	1:02.825	2:20.739
69	40.698	2:21.710	69	47.994	2:21.549	69	55.945	2:21.912	18	1:06.394	2:23.028
18	41.966	2:23.729	18	49.428	2:21.715	18	57.225	2:21.758	31	1:31.526	2:28.623
31	47.734	2:27.899	31	1:01.869	2:28.388	31	1:16.762	2:28.854	99	1:41.845	2:27.422
99	1:01.436	2:27.173	99	1:14.628	2:27.445	99	1:28.282	2:27.615	44	1:42.004	2:21.788
44	1:14.921	2:24.733	44	1:25.490	2:24.822	44	1:34.075	2:22.546	21	2:09.490	2:27.983
21	1:24.797	2:28.001	21	1:40.568	2:30.024	21	1:55.366	2:28.759			

Weather / Track : Bright / Drying

Snetterton 300
 Circuit Length = 2.9689 miles
 Start: 16:31 End: 16:54

APR Volkswagen Racing Cup
RACE 13 - ROUND 10 - SECTOR ANALYSIS

4	Stewart LINES					Stewart Lines Racing/KPM Racing									
1-	102.6	48.844	115.9	47.869	102.6	2:26.973	6-	44.829	101.2	50.520	110.0	47.627	106.4	2:22.976	
2-	43.662	102.5	49.031	116.9	48.257	103.9	2:20.950	7-	44.016	101.8	49.409	118.8	47.495	103.7	2:20.920
3-	44.066	100.9	50.000	117.1	48.496	106.4	2:22.562	8-	44.043	102.6	49.205	115.9	47.999	105.7	2:21.247
4-	44.345	102.0	51.043	115.5	48.134	104.0	2:23.522	9-	44.309	102.6	49.922	117.1	48.031	106.5	2:22.262
5-	44.740	100.9	49.871	118.1	47.629	106.5	2:22.240								
5	Thomas WILSON					Complete Racing									
1-	98.7	51.189	115.9	48.396	105.5	2:35.842	6-	41.847	103.2	47.454	118.1	46.052	105.4	2:15.353	
2-	43.494	101.8	50.417	118.4	47.579	106.9	2:21.490	7-	41.764	103.7	47.499	118.6	45.157	106.0	2:14.420
3-	42.301	105.5	47.856	120.1	47.104	108.1	2:17.261	8-	42.163	104.7	47.240	119.8	44.893	107.0	2:14.296
4-	42.130	104.0	48.046	118.1	46.965	105.0	2:17.141	9-	41.725	105.0	47.374	119.0	44.722	107.4	2:13.821
5-	42.212	103.6	47.479	119.2	45.278	105.0	2:14.969								
6	Jonathan WILSON					Complete Racing									
1-	94.5	50.215	107.7	50.919	104.9	2:40.659	6-	43.663	103.7	48.833	108.4	48.598	105.8	2:21.094	
2-	45.437	102.9	48.842	110.6	48.178	106.2	2:22.457	7-	43.722	104.4	48.895	109.8	47.925	107.2	2:20.542
3-	43.479	100.3	50.153	113.9	49.095	104.9	2:22.727	8-	43.820	102.9	48.798	116.7	46.890	106.0	2:19.508
4-	43.308	105.4	48.725	113.2	48.185	106.5	2:20.218	9-	43.370	103.9	48.662	116.1	46.886	106.4	2:18.918
5-	43.193	105.4	48.434	116.3	47.132	105.8	2:18.759								
8	Aaron MASON					AWM Motorsport									
1-	101.4	49.000	117.9	46.620	105.2	2:27.468	6-	43.490	102.9	49.311	113.9	48.221	103.6	2:21.022	
2-	43.559	102.3	48.799	119.0	48.263	104.5	2:20.621	7-	43.766	103.4	49.658	115.3	47.257	104.5	2:20.681
3-	43.905	103.6	49.405	114.7	48.231	105.0	2:21.541	8-	43.934	101.5	48.630	118.8	45.473	107.0	2:18.037
4-	43.817	103.6	49.141	107.7	49.165	104.0	2:22.123	9-	46.740	94.3	49.493	117.3	49.047	105.5	2:25.280
5-	43.900	103.6	49.607	117.5	48.750	103.9	2:22.257								
9	Peter WYHINNY					Volkswagen Racing UK									
1-	102.0	50.305	115.9	46.932	102.9	2:30.551	6-	44.305	100.3	50.218	114.1	47.336	102.1	2:21.859	
2-	44.422	98.7	50.247	113.2	49.390	100.3	2:24.059	7-	45.612	101.4	50.505	114.3	49.694	102.3	2:25.811
3-	44.935	100.2	52.419	111.3	48.465	100.0	2:25.819	8-	43.675	101.2	50.163	115.1	47.311	102.5	2:21.149
4-	44.875	99.4	51.068	112.4	47.749	100.5	2:23.692	9-	44.394	100.3	50.289	113.2	48.658	103.2	2:23.341
5-	44.657	99.7	53.735	114.1	47.461	102.5	2:25.853								
13	Joe FULBROOK					Warranty Direct Racing									
1-	100.5	49.907	119.8	47.609	108.1	2:30.097	6-	42.435	105.4	47.084	117.9	46.172	108.6	2:15.691	
2-	45.327	101.7	49.167	121.1	46.876	108.2	2:21.370	7-	41.829	107.2	47.025	119.4	45.073	108.2	2:13.927
3-	43.151	105.5	48.173	117.7	47.975	106.0	2:19.299	8-	42.017	106.0	47.005	116.9	44.939	107.9	2:13.961
4-	42.999	103.7	49.093	113.2	46.675	105.0	2:18.767	9-	41.831	105.2	47.309	118.8	44.719	106.5	2:13.859
5-	42.619	105.2	47.960	121.1	46.579	104.7	2:17.158								
15	Mike NEUHOFF					KPM Racing									
1-	90.3	51.961	112.8	48.365	104.0	2:37.796	6-	44.753	102.0	51.102	115.9	48.373	103.6	2:24.228	
2-	44.272	100.8	50.693	116.7	47.670	105.8	2:22.635	7-	44.352	103.6	50.464	114.3	47.758	102.9	2:22.574
3-	43.891	101.4	50.470	116.7	48.419	101.8	2:22.780	8-	43.924	102.9	50.069	115.7	47.945	104.7	2:21.938
4-	44.236	101.4	50.432	115.7	47.972	103.1	2:22.640	9-	44.434	102.3	49.824	115.9	46.964	105.7	2:21.222
5-	44.776	102.6	51.218	115.3	47.773	105.0	2:23.767								
18	Doug ROSS					Prestige Performance									
1-	95.2	51.946	106.9	55.517	97.0	2:43.405	6-	44.161	97.3	50.122	111.5	49.446	94.4	2:23.729	
2-	45.480	97.8	50.242	112.6	47.669	99.9	2:23.391	7-	44.571	97.1	49.892	111.1	47.252	95.9	2:21.715
3-	44.740	98.3	50.310	112.2	49.715	95.9	2:24.765	8-	44.317	95.9	50.349	110.6	47.092	96.6	2:21.758
4-	44.382	98.3	50.380	111.5	49.702	97.1	2:24.464	9-	43.998	95.6	50.276	109.8	48.754	93.7	2:23.028
5-	45.301	98.4	50.521	109.1	48.446	96.4	2:24.268								
20	Jim CARTWRIGHT					KPM Racing									
1-	102.0	50.370	113.0	47.893	107.5	2:32.680	6-	45.129	101.4	50.459	113.2	47.356	103.9	2:22.944	
2-	44.417	102.9	51.421	116.7	46.693	107.0	2:22.531	7-	44.026	103.1	48.420	116.3	45.435	106.2	2:17.881
3-	44.261	103.9	49.760	114.1	45.984	106.2	2:20.005	8-	43.448	100.5	47.743	116.3	46.076	103.7	2:17.267
4-	43.939	97.8	49.468	113.0	46.503	101.5	2:19.910	9-	43.809	101.1	48.732	113.7	46.315	97.3	2:18.856

Weather / Track : Bright / Drying

Snetterton 300
 Circuit Length = 2.9689 miles
 Start: 16:31 End: 16:54

APR Volkswagen Racing Cup
RACE 13 - ROUND 10 - SECTOR ANALYSIS

5-	43.691	102.3	48.974	116.7	47.684	104.2	2:20.349								
21	Lucy RAMSDEN														
1-	88.7	52.220	99.4	52.520	106.9	3:01.388	6-	45.736	99.6	51.110	93.7	51.155	106.4	2:28.001	
2-	47.344	93.1	52.189	101.2	51.727	106.7	2:31.260	7-	46.751	99.0	51.516	91.7	51.757	106.0	2:30.024
3-	46.048	100.2	51.682	102.9	50.548	106.7	2:28.278	8-	46.259	95.1	51.406	93.1	51.094	106.4	2:28.759
4-	45.684	94.9	51.176	105.2	50.460	107.0	2:27.320	9-	46.291	98.0	51.205	106.4	50.487	107.0	2:27.983
5-	45.860	98.7	51.816	83.1	52.930	106.4	2:30.606								
22	Tom ONSLOW-COLE KPM Racing														
1-	103.4	48.955	118.4	46.125	105.5	2:26.685	6-	45.251	99.9	50.290	116.7	48.028	103.4	2:23.569	
2-	43.328	102.5	49.418	117.5	46.991	104.9	2:19.737	7-	44.924	102.9	49.141	117.9	47.715	104.2	2:21.780
3-	44.626	100.2	50.356	116.1	47.741	104.2	2:22.723	8-	43.753	103.2	49.115	119.4	47.929	104.5	2:20.797
4-	44.639	102.1	51.009	116.9	48.324	102.9	2:23.972	9-	43.372	102.9	48.683	119.2	45.756	108.2	2:17.811
5-	44.464	101.1	50.024	118.1	47.582	105.0	2:22.070								
31	Paul DEHADRAY														
1-	99.6	50.798	111.7	49.708	105.8	2:34.612	6-	45.264	101.2	51.548	104.5	51.087	104.0	2:27.899	
2-	44.516	102.8	50.794	106.4	49.225	104.9	2:24.535	7-	45.890	101.7	51.673	109.7	50.825	104.0	2:28.388
3-	44.578	101.1	52.311	114.3	49.849	103.9	2:26.738	8-	46.057	99.9	52.106	110.0	50.691	103.9	2:28.854
4-	46.198	100.9	51.652	108.4	50.429	103.4	2:28.279	9-	45.518	100.0	51.880	112.0	51.225	103.4	2:28.623
5-	45.440	101.2	51.113	111.1	51.174	104.5	2:27.727								
33	Richard KINGSNORTH Tony Gilham Racing & Team Hard														
1-	78.2	1:00.448	86.7	ln		3:44.215 P									
34	Rob AUSTIN Tony Gilham Racing and Team HARD														
1-	82.7	56.769	92.9	ln		4:59.549 P									
40	Simon TOMLINSON AWM Motorsport														
1-	99.1	51.117	115.7	49.221	107.7	2:37.268	5-	44.046	104.9	50.359	106.7	48.936	104.0	2:23.341	
2-	43.987	103.9	49.384	106.7	49.546	107.9	2:22.917	6-	44.381	104.5	49.123	110.6	49.390	104.0	2:22.894
3-	43.926	102.9	49.375	117.9	48.787	106.7	2:22.088	7-	45.048	105.5	49.293	113.4	49.402	103.7	2:23.743
4-	43.267	102.1	50.344	113.6	48.904	107.2	2:22.515	8-	44.835	104.4	49.630	117.9	50.090	108.4	2:24.555
44	Robin RILEY														
1-	80.7	55.325	96.7	54.365	101.7	2:53.464	6-	45.433	99.4	49.586	103.6	49.714	103.1	2:24.733	
2-	50.996	88.0	52.677	102.8	52.105	102.3	2:35.778	7-	45.877	100.3	49.507	110.2	49.438	102.9	2:24.822
3-	47.198	98.7	51.034	103.4	50.314	102.8	2:28.546	8-	44.570	100.0	49.297	109.7	48.679	103.7	2:22.546
4-	46.023	97.5	50.427	108.2	50.190	102.3	2:26.640	9-	44.273	101.2	49.206	114.5	48.309	100.6	2:21.788
5-	45.664	99.0	50.408	94.0	51.744	103.1	2:27.816								
48	Richard MORGAN Slidesports														
1-	94.7	50.929	111.5	48.537	106.5	2:32.472	3-	43.612	103.1	48.627	115.5	48.057	105.8	2:20.296	
2-	44.050	99.7	49.312	111.8	48.826	106.7	2:22.188	4-	42.654	105.0	1:03.398	91.7	56.478	102.6	2:42.530
51	Simon ANDREWS														
1-	92.8	52.729	109.5	51.344	105.8	2:40.384	6-	43.984	103.1	49.537	109.3	48.654	106.2	2:22.175	
2-	45.621	97.7	50.561	113.9	49.154	106.7	2:25.336	7-	43.979	101.8	49.354	117.3	47.622	106.5	2:20.955
3-	44.800	101.8	50.177	116.1	48.972	106.5	2:23.949	8-	43.420	102.5	49.076	117.1	47.471	106.5	2:19.967
4-	43.985	99.3	50.038	113.7	50.686	106.0	2:24.709	9-	43.871	100.8	49.793	115.3	49.649	106.2	2:23.313
5-	44.534	101.8	49.550	115.7	48.258	105.0	2:22.342								
65	Craig MILNER KPM Racing														
1-	98.8	51.961	111.8	48.341	106.9	2:31.798	6-	44.326	100.2	49.695	105.4	49.394	108.2	2:23.415	
2-	44.308	103.6	49.199	112.8	48.996	107.2	2:22.503	7-	43.988	97.5	49.533	108.9	48.486	107.2	2:22.007
3-	43.700	103.7	48.534	113.0	47.756	107.0	2:19.990	8-	44.022	99.7	50.485	107.5	48.788	106.5	2:23.295
4-	44.510	99.4	51.229	109.1	48.663	105.7	2:24.402	9-	44.988	98.1	50.599	103.2	49.052	104.9	2:24.639
5-	43.800	102.3	49.051	110.9	49.053	107.0	2:21.904								

Weather / Track : Bright / Drying

Snetterton 300
Circuit Length = 2.9689 miles
Start: 16:31 End: 16:54

**APR Volkswagen Racing Cup
RACE 13 - ROUND 10 - SECTOR ANALYSIS**

69		James WALKER					KPM Racing								
1 -		99.7	54.670	115.3	<i>47.005</i>	<i>103.4</i>	2:34.029	6 -	44.285	100.8	50.002	114.5	47.423	101.1	2:21.710
2 -	44.209	<i>101.8</i>	51.197	113.4	51.620	96.4	2:27.026	7 -	44.452	99.4	<i>49.516</i>	113.6	47.581	<i>103.4</i>	2:21.549
3 -	45.173	98.8	52.430	113.9	48.611	103.2	2:26.214	8 -	44.558	99.4	49.886	113.9	47.468	<i>103.4</i>	2:21.912
4 -	45.330	99.9	51.429	113.4	52.081	101.5	2:28.840	9 -	<i>44.067</i>	99.9	49.612	113.7	47.060	102.6	2:20.739
5 -	45.937	101.2	50.173	<i>116.7</i>	48.825	102.6	2:24.935								
99		Mark CLYNES					Slidesports								
1 -		95.1	<i>51.148</i>	<i>112.8</i>	50.023	100.5	2:41.166	6 -	45.729	97.7	52.212	108.9	<i>49.232</i>	101.8	2:27.173
2 -	45.902	98.4	52.273	108.1	49.701	99.4	2:27.876	7 -	45.888	98.7	51.403	106.5	50.154	101.2	2:27.445
3 -	45.726	<i>98.8</i>	51.816	108.6	49.957	99.3	2:27.499	8 -	45.835	97.5	51.890	108.1	49.890	100.5	2:27.615
4 -	46.100	96.1	52.229	108.1	51.285	100.5	2:29.614	9 -	<i>45.517</i>	97.3	51.442	108.6	50.463	<i>102.5</i>	2:27.422
5 -	46.383	98.0	52.312	94.7	51.469	100.6	2:30.164								

Weather / Track : Bright / Drying

Snetterton 300
Circuit Length = 2.9689 miles
Start: 16:31 End: 16:54

APR Volkswagen Racing Cup

RACE 13 - ROUND 10 - BEST SECTOR TIMES

SECTOR 1				SECTOR 2				SECTOR 3				IDEAL / BEST COMPARISON			
POS	NO	NAME	TIME	NO	NAME	TIME	NO	NAME	TIME	POS	NO	NAME	IDEAL	BEST	DIFF
1	5	WILSON	41.725	13	FULBROOK	47.005	13	FULBROOK	44.719	1	13	FULBROOK	2:13.553	2:13.859	0.306
2	13	FULBROOK	41.829	5	WILSON	47.240	5	WILSON	44.722	2	5	WILSON	2:13.687	2:13.821	0.134
3	48	MORGAN	42.654	20	CARTWRIGHT	47.743	20	CARTWRIGHT	45.435	3	20	CARTWRIGHT	2:16.626	2:17.267	0.641
4	6	WILSON	43.193	6	WILSON	48.434	8	MASON	45.473	4	8	MASON	2:17.593	2:18.037	0.444
5	40	TOMLINSON	43.267	65	MILNER	48.534	22	ONSLow-COLE	45.756	5	22	ONSLow-COLE	2:17.767	2:17.811	0.044
6	22	ONSLow-COLE	43.328	48	MORGAN	48.627	6	WILSON	46.886	6	6	WILSON	2:18.513	2:18.759	0.246
7	51	ANDREWS	43.420	8	MASON	48.630	9	WYHINNY	46.932	7	48	MORGAN	2:19.338	2:20.296	0.958
8	20	CARTWRIGHT	43.448	22	ONSLow-COLE	48.683	15	NEUHOff	46.964	8	51	ANDREWS	2:19.967	2:19.967	0.000
9	8	MASON	43.490	4	LINES	48.844	69	WALKER	47.005	9	65	MILNER	2:19.990	2:19.990	0.000
10	4	LINES	43.662	51	ANDREWS	49.076	18	ROSS	47.092	10	4	LINES	2:20.001	2:20.920	0.919
11	9	WYHINNY	43.675	40	TOMLINSON	49.123	51	ANDREWS	47.471	11	69	WALKER	2:20.588	2:20.739	0.151
12	65	MILNER	43.700	44	RILEY	49.206	4	LINES	47.495	12	15	NEUHOff	2:20.679	2:21.222	0.543
13	15	NEUHOff	43.891	69	WALKER	49.516	65	MILNER	47.756	13	9	WYHINNY	2:20.770	2:21.149	0.379
14	18	ROSS	43.998	15	NEUHOff	49.824	48	MORGAN	48.057	14	18	ROSS	2:20.982	2:21.715	0.733
15	69	WALKER	44.067	18	ROSS	49.892	44	RILEY	48.309	15	40	TOMLINSON	2:21.177	2:22.088	0.911
16	44	RILEY	44.273	9	WYHINNY	50.163	40	TOMLINSON	48.787	16	44	RILEY	2:21.788	2:21.788	0.000
17	31	DEHADRAY	44.516	31	DEHADRAY	50.794	31	DEHADRAY	49.225	17	31	DEHADRAY	2:24.535	2:24.535	0.000
18	99	CLYNES	45.517	21	RAMSDEN	51.110	99	CLYNES	49.232	18	99	CLYNES	2:25.897	2:27.173	1.276
19	21	RAMSDEN	45.684	99	CLYNES	51.148	21	RAMSDEN	50.460	19	21	RAMSDEN	2:27.254	2:27.320	0.066
20	33	KINGSNORTH	59.650	34	AUSTIN	56.715	33	KINGSNORTH	1:56.542	20	33	KINGSNORTH	3:56.458		
21	34	AUSTIN		33	KINGSNORTH	1:00.266	34	AUSTIN		21	34	AUSTIN			
													Perfect Lap		2:13.449

Weather / Track : Bright / Drying

Snetterton 300
Circuit Length = 2.9689 miles
Start: 16:31 End: 16:54

**APR Volkswagen Racing Cup
RACE 13 - ROUND 10 - SPEED TRAPS**

SECTOR 1				SECTOR 2			FINISH LINE			
POS	NO	NAME	MPH	NO	NAME	MPH	NO	NAME	MPH	
1	13	Joe FULBROOK	107.2	13	Joe FULBROOK	121.1	13	Joe FULBROOK	108.6	
2	5	Thomas WILSON	105.5	5	Thomas WILSON	120.1	40	Simon TOMLINSON	108.4	
3	40	Simon TOMLINSON	105.5	40	Simon TOMLINSON	120.1	22	Tom ONSLOW-COLE	108.2	
4	6	Jonathan WILSON	105.4	22	Tom ONSLOW-COLE	119.4	65	Craig MILNER	108.2	
5	48	Richard MORGAN	105.0	8	Aaron MASON	119.0	5	Thomas WILSON	108.1	
6	20	Jim CARTWRIGHT	103.9	4	Stewart LINES	118.8	20	Jim CARTWRIGHT	107.5	
7	65	Craig MILNER	103.7	51	Simon ANDREWS	117.3	6	Jonathan WILSON	107.2	
8	8	Aaron MASON	103.6	6	Jonathan WILSON	116.7	8	Aaron MASON	107.0	
9	15	Mike NEUHOFF	103.6	15	Mike NEUHOFF	116.7	21	Lucy RAMSDEN	107.0	
10	22	Tom ONSLOW-COLE	103.4	20	Jim CARTWRIGHT	116.7	48	Richard MORGAN	106.7	
11	51	Simon ANDREWS	103.1	69	James WALKER	116.7	51	Simon ANDREWS	106.7	
12	31	Paul DEHADRAY	102.8	9	Peter WYHINNY	115.9	4	Stewart LINES	106.5	
13	4	Stewart LINES	102.6	48	Richard MORGAN	115.5	15	Mike NEUHOFF	105.8	
14	9	Peter WYHINNY	102.0	44	Robin RILEY	114.5	31	Paul DEHADRAY	105.8	
15	69	James WALKER	101.8	31	Paul DEHADRAY	114.3	44	Robin RILEY	103.7	
16	44	Robin RILEY	101.2	65	Craig MILNER	113.0	69	James WALKER	103.4	
17	21	Lucy RAMSDEN	100.2	99	Mark CLYNES	112.8	9	Peter WYHINNY	103.2	
18	99	Mark CLYNES	98.8	18	Doug ROSS	112.6	99	Mark CLYNES	102.5	
19	18	Doug ROSS	98.4	21	Lucy RAMSDEN	106.4	18	Doug ROSS	99.9	
20	34	Rob AUSTIN	82.7	34	Rob AUSTIN	92.9	33	Richard KINGSNORTH	35.3	
21	33	Richard KINGSNORTH	78.2	33	Richard KINGSNORTH	86.7				

Weather / Track : Bright / Drying

Snetterton 300
Circuit Length = 2.9689 miles
Start: 16:31 End: 16:54

APR Volkswagen Racing Cup

RACE 13 - ROUND 10 - POSITION CHART

No	Name	Laps Pos	1	2	3	4	5	6	7	8	9
			22	Tom ONSLOW-COLE	1	22	22	22	13	13	5
4	Stewart LINES	2	4	4	8	5	5	13	5	5	5
8	Aaron MASON	3	8	8	4	8	8	8	8	20	20
13	Joe FULBROOK	4	13	13	13	22	22	20	20	8	8
9	Peter WYHINNY	5	9	65	65	4	20	22	4	22	22
65	Craig MILNER	6	65	9	5	20	4	4	22	4	4
48	Richard MORGAN	7	48	48	48	65	65	65	65	6	6
20	Jim CARTWRIGHT	8	20	20	20	9	6	6	6	65	65
69	James WALKER	9	69	5	9	40	40	40	40	15	15
31	Paul DEHADRAY	10	31	31	40	15	15	9	15	9	9
5	Thomas WILSON	11	5	40	15	6	9	15	9	40	51
40	Simon TOMLINSON	12	40	15	6	31	51	51	51	51	69
15	Mike NEUHOFF	13	15	69	31	51	18	69	69	69	18
51	Simon ANDREWS	14	51	6	69	18	69	18	18	18	31
6	Jonathan WILSON	15	6	51	51	69	31	31	31	31	99
99	Mark CLYNES	16	99	18	18	48	99	99	99	99	44
18	Doug ROSS	17	18	99	99	99	44	44	44	44	21
44	Robin RILEY	18	44	44	44	44	21	21	21	21	
21	Lucy RAMSDEN	19	21	21	21	21					
33	Richard KINGSNORTH	20	33								
34	Rob AUSTIN	21	34								

Weather / Track : Bright / Drying

Snetterton 300
Circuit Length = 2.9689 miles
Start: 16:31 End: 16:54