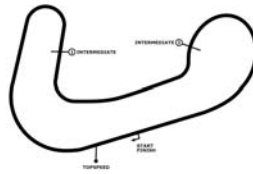


# DTM Brands Hatch

Brands Hatch Indy Circuit, length 1929 m

18. - 20.05.2012

Volkswagen Racing Cup



APR VOLKSWAGEN  
**Racing**  
Cup 2012

## Result qualifying, 18.05.2012

A M E N D E D

-Reg.No.: 71131

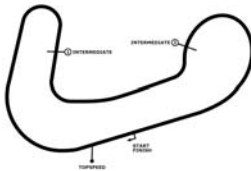
POS.	No.	CL.	Entrant Driver, Place	Sponsor Make	Laps	Besttime	Gap	km/h fastest
1	69		KPM Racing <b>James Walker / GBR</b>	Scirocco R	23	52.911		131.247
2	22		Tony Gilham Racing & Team Hard. <b>Howard Fuller / GBR</b>	Golf MK5 GTI	15	53.360	00.449	130.142
3	15		KPM Racing <b>Mike Neuhoff / GBR</b>	Golf MK6 GTI	21	53.466	00.555	129.884
4	68		<b>Richard Walker / GBR</b>	Golf MK5 GTI	20	53.580	00.669	129.608
5	32		Slidesports <b>Keiran Griffin / GBR</b>	Scirocco R	21	53.585	00.674	129.596
6	66		Dominant Racing <b>Dominic Pettit / GBR</b>	Jetta Sport	20	53.623	00.712	129.504
7	5		Complete Racing <b>Thomas Wilson / GBR</b>	Golf MK5 GTI	22	53.681	00.770	129.364
8	50		<b>Shaun Hollamby / GBR</b>	Golf MK5 GTI	18	53.949	01.038	128.722
9	20		<b>Jamie Cartwright / GBR</b>	Golf MK5 GTI	20	54.096	01.185	128.372
10	21		Tony Gilham Racing & Team Hard. <b>Andy Wilmott / GBR</b>	Golf MK5 GTI	18	54.200	01.289	128.125
11	13		Warranty Direct Racing <b>Joe Fulbrook / GBR</b>	BORA 1.8T	16	54.275	01.364	127.948
12	51		<b>Simon Andrews / GBR</b>	Golf MK5 GTI	20	54.405	01.494	127.643
13	48		Slidesports <b>Richard Morgan / GBR</b>	Golf MK5 GTI	21	54.571	01.660	127.254
14	9		Volkswagen Racing UK <b>Peter Wyhinny / GBR</b>	Seat Cupra	22	54.776	01.865	126.778
15	31		<b>Paul Dehadray / GBR</b>	Golf MK5 GTI	21	54.927	02.016	126.430
16	44		<b>Robin Riley / GBR</b>	Beetle RSI	20	55.152	02.241	125.914
17	12		<b>Tony Harberman / GBR</b>	Beetle RSI	17	55.155	02.244	125.907
18	6		Complete Racing <b>Jonathan Wilson / GBR</b>	Scirocco R	19	55.490	02.579	125.147
19	65		KPM Racing <b>Craig Milner / GBR</b>	Scirocco R	21	55.767	02.856	124.525
20	96		KPM Racing <b>Cameron Thompson / GBR</b>	Golf MK5 GTI	20	55.789	02.878	124.476
21	30		Slidesports <b>Chris Levett / GBR</b>	Golf MK5 GTI	11	56.112	03.201	123.760
22	27		KPM Racing <b>David Fairbrother / GBR</b>	Golf GTI	21	56.169	03.258	123.634
23	24		KPM Racing <b>Phil Morris / GBR</b>	Golf MK5 GTI	20	56.266	03.355	123.421
24	99		Slidesports <b>Mark Clynes / GBR</b>	Golf MK5 GTI	20	56.594	03.683	122.706
25	33		Tony Gilham Racing & Team Hard. <b>Richard Kingsnorth / GBR</b>	Golf MK5 GTI	20	56.769	03.858	122.327
26	19		Prestige Performance <b>Nikhil Chopra / GBR</b>	Golf R32	20	56.900	03.989	122.046
27	40		AWM Motorsport <b>Simon Tomlinson / GBR</b>	Golf MK5 GTI	20	57.312	04.401	121.168

# DTM Brands Hatch

Brands Hatch Indy Circuit, length 1929 m

18. - 20.05.2012

Volkswagen Racing Cup



## Result qualifying, 18.05.2012

A M E N D E D

-Reg.No.: 71131

POS.	No.	CL.	Entrant Driver, Place	Sponsor Make	Laps	Besttime	Gap	km/h fastest
<b>EXCLUSION</b>								
	8		AWM Motorsport Aaron Mason / GBR	Golf MK5 GTI	22	53.763	00.852	129.167

**CAR # 8 - EXCLUSION; CARS # 24, 32, 50, 69 - CANCELATION OF FAST LAP TIMES**

**Subject to final scrutineering !**

Issued:

Clerk of the Course:

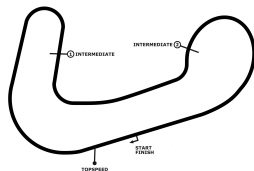
Timekeeper:

# DTM Brands Hatch

Brands Hatch Indy Circuit, length 1929 m

18. - 20.05.2012

Volkswagen Racing Cup



**APR** VOLKSWAGEN  
**iRacing**  
**Cup** 2012

Lap by Lap qualifying, 18.05.2012

-Reg.No.: 71131

5 Thomas Wilson , Golf MK5 GTI / GBR															
pit	53.305	2	1:10.249	3	57.164	4	58.920	5	55.061	6	55.221	7	54.685	8	54.904
9	54.367	10	54.163	11	55.145	12	54.683	13	54.118	14	54.165	15	57.579	16	54.846
17	54.128	18	54.184	19	54.211	20	55.197	21	54.052	22	<b>53.681</b>				

6 Jonathan Wilson , Scirocco R / GBR															
1	2:12.434	2	1:03.023	3	57.648	4	57.543	5	59.165	6	58.957	7	57.591	8	1:02.818
pit	1:52.660	10	1:10.761	11	56.264	12	56.098	13	56.852	14	56.798	15	56.785	16	56.604
17	56.232	18	<b>55.490</b>	19	55.937										

8 Aaron Mason , Golf MK5 GTI / GBR															
1	1:34.794	2	1:01.325	3	57.470	4	56.332	5	55.736	6	55.881	7	55.468	8	54.990
9	55.420	10	1:01.296	11	54.705	12	54.185	13	54.454	14	54.870	15	55.367	16	53.933
17	54.295	18	54.629	19	54.083	20	<b>53.763</b>	21	54.551	pit	1:54.569				

9 Peter Wyhinny , Seat Cupra / GBR															
1	1:23.321	2	59.396	3	56.610	4	56.940	5	55.607	6	55.842	7	56.440	8	55.796
9	55.003	10	56.184	11	55.594	12	54.944	13	55.125	14	55.558	15	<b>54.776</b>	16	54.849
17	55.291	18	54.817	19	55.118	20	54.992	21	55.147	22	54.816				

12 Tony Harberman , Beetle RSI / GBR															
1	1:55.724	2	1:00.998	3	1:00.217	4	58.298	5	57.071	6	56.592	pit	4:35.055	8	1:03.263
9	56.419	10	55.781	11	<b>55.155</b>	12	55.231	13	55.648	14	56.585	15	56.926	16	55.523
17	55.800														

13 Joe Fulbrook , BORA 1.8T / GBR															
1	1:34.276	pit	1:41.693	3	1:02.455	4	58.203	5	54.461	6	56.191	7	55.065	8	54.761
9	55.510	10	55.229	11	54.374	12	54.459	13	1:02.811	14	<b>54.275</b>	pit	2:17.574	16	1:09.946

15 Mike Neuhoff , Golf MK6 GTI / GBR															
1	1:19.278	2	57.391	3	56.837	4	54.807	5	55.945	6	54.687	7	55.407	8	54.234
9	54.060	10	53.688	11	<b>53.466</b>	pit	1:35.377	13	1:08.889	14	54.925	15	53.846	16	1:00.220
17	54.170	18	54.386	19	54.287	20	53.943	21	53.544						

19 Nikhil Chopra , Golf R32 / GBR															
1	2:00.771	2	1:03.531	3	1:01.012	4	59.860	5	58.419	6	58.991	7	57.715	8	58.986
9	57.895	10	58.302	11	57.410	12	57.977	13	57.530	14	57.445	15	57.698	16	58.203
17	57.076	18	57.890	19	56.913	20	<b>56.900</b>								

20 Jamie Cartwright , Golf MK5 GTI / GBR															
1	2:19.859	2	56.757	3	57.706	4	56.970	5	56.087	6	56.244	7	56.996	8	55.947
9	56.601	10	56.911	11	1:48.362	12	55.051	13	56.602	14	55.436	15	<b>54.096</b>	16	54.759
17	54.251	18	57.095	19	55.294	20	1:00.832								

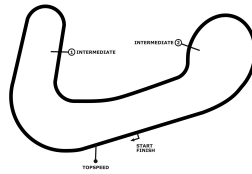
21 Andy Wilmott , Golf MK5 GTI / GBR															
1	2:02.218	2	1:00.379	3	57.718	pit	3:36.278	5	1:01.745	6	54.796	7	54.719	8	54.923
9	<b>54.200</b>	10	54.251	11	54.301	12	54.444	13	55.086	14	54.375	15	54.831	16	54.633
17	55.016	pit	1:13.725												

# DTM Brands Hatch

Brands Hatch Indy Circuit, length 1929 m

18. - 20.05.2012

Volkswagen Racing Cup



**APR VOLKSWAGEN**  
**iRacing**  
**Cup 2012**

Lap by Lap qualifying, 18.05.2012

-Reg.No.: 71131

22 Howard Fuller , Golf MK5 GTI / GBR															
1	2:14.258	2	2:07.538	3	56.847	4	55.654	5	3:42.913	6	2:42.462	7	54.796	8	54.369
9	54.777	10	54.220	11	<b>53.360</b>	12	1:04.092	13	54.130	14	54.388	15	56.395		

24 Phil Morris , Golf MK5 GTI / GBR															
1	1:22.609	2	1:01.929	3	59.317	4	57.536	5	57.413	6	<b>56.266</b>	7	57.216	8	56.450
pit	1:38.216	10	1:07.909	11	57.064	12	56.714	13	<b>56.799</b>	14	56.574	15	57.095	16	56.668
17	56.686	18	56.395	19	59.944	20	57.052								

27 David Fairbrother , Golf GTI / GBR															
1	1:31.181	2	1:00.066	3	58.479	4	57.280	5	57.598	6	58.383	7	56.938	8	57.003
9	56.267	10	57.690	11	56.849	12	57.892	13	58.631	14	56.726	15	57.211	16	57.619
17	<b>56.169</b>	18	56.530	19	57.996	20	56.267	21	56.716						

30 Chris Levett , Golf MK5 GTI / GBR															
1	1:29.936	2	59.172	3	56.632	4	56.725	pit	2:47.616	6	1:09.350	7	56.656	8	56.884
9	56.288	10	56.643	11	<b>56.112</b>										

31 Paul Dehadray , Golf MK5 GTI / GBR															
1	1:46.942	2	1:02.408	3	1:02.302	4	1:02.342	5	1:00.940	6	1:00.179	7	59.081	8	59.816
9	59.336	10	58.000	11	56.924	12	56.180	13	56.435	14	56.884	15	56.295	16	56.178
17	55.739	18	55.442	19	55.220	20	<b>54.927</b>	pit	1:53.720						

32 Keiran Griffin , Scirocco R / GBR															
1	1:52.655	2	1:02.075	3	1:00.243	4	58.536	5	57.226	6	55.362	7	55.214	8	57.852
9	54.723	10	54.079	11	56.068	12	53.645	13	55.128	14	<b>53.783</b>	15	59.238	16	1:00.518
17	57.835	18	55.480	19	55.448	20	54.781	21	<b>53.585</b>						

33 Richard Kingsnorth , Golf MK5 GTI / GBR															
1	2:16.025	2	1:04.232	3	1:00.917	4	1:00.307	5	57.931	6	58.213	7	57.996	8	57.252
9	57.771	10	59.836	11	57.309	12	<b>56.769</b>	13	58.831	14	58.344	15	57.798	16	58.618
17	58.824	18	57.781	19	57.667	20	56.992								

40 Simon Tomlinson , Golf MK5 GTI / GBR															
1	1:52.013	2	1:05.365	3	1:04.161	4	1:01.360	5	59.738	6	59.510	7	1:01.883	8	1:00.683
9	1:01.549	10	58.970	11	58.000	12	1:00.147	13	<b>57.312</b>	14	58.244	15	59.473	16	59.309
17	1:01.089	18	1:00.665	19	59.352	20	1:03.808								

44 Robin Riley , Beetle RSI / GBR															
1	1:47.309	2	1:06.410	3	1:03.456	4	1:02.206	5	58.513	6	58.606	7	58.488	8	58.754
9	57.628	10	58.719	11	57.216	12	56.802	13	56.617	14	58.334	15	56.876	16	56.191
17	56.082	18	55.448	19	55.458	20	<b>55.152</b>								

48 Richard Morgan , Golf MK5 GTI / GBR															
1	1:44.548	2	58.983	3	57.886	4	57.235	5	55.782	6	55.603	7	55.777	8	55.503
9	55.130	10	55.441	11	56.132	12	55.576	13	56.181	14	54.785	15	54.983	16	55.381
17	55.902	18	54.648	19	<b>54.571</b>	20	55.095	21	55.620						

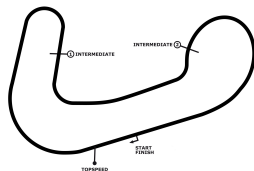
50 Shaun Hollamby , Golf MK5 GTI / GBR															
1	1:48.572	2	1:01.417	3	1:00.641	4	56.479	5	55.204	6	54.955	7	54.426	8	54.523

# DTM Brands Hatch

Brands Hatch Indy Circuit, length 1929 m

18. - 20.05.2012

Volkswagen Racing Cup



**APR VOLKSWAGEN**  
**iRacing**  
**Cup 2012**

## Lap by Lap qualifying, 18.05.2012

-Reg.No.: 71131

9	54.365	pit	3:15.932	11	1:23.181	12	55.516	13	54.479	14	55.958	15	53.977	16	55.852
17	<b>53.949</b>	18	58.857												

### 51 Simon Andrews , Golf MK5 GTI / GBR

1	1:44.296	2	1:04.237	3	59.991	4	59.604	5	57.057	6	57.634	7	57.120	8	1:00.043
9	55.409	pit	1:56.700	11	1:03.367	12	58.410	13	1:00.217	14	55.520	15	55.065	16	55.280
17	55.144	18	55.047	19	<b>54.405</b>	pit	1:48.349								

### 65 Craig Milner , Scirocco R / GBR

1	1:20.869	2	1:00.350	3	57.510	4	57.245	5	57.915	6	56.584	7	57.494	8	56.913
9	58.811	10	56.602	11	56.301	12	57.041	13	56.480	14	56.404	15	57.073	16	56.301
17	56.736	18	56.960	19	<b>55.767</b>	20	57.417	21	56.334						

### 66 Dominic Pettit , Jetta Sport / GBR

1	2:26.842	2	55.655	3	55.741	4	54.427	5	55.187	6	54.416	7	54.052	8	54.948
9	53.933	10	<b>53.623</b>	11	54.059	pit	1:38.106	13	1:06.820	14	53.725	15	54.397	16	53.761
17	59.792	18	54.523	19	53.769	20	53.788								

### 68 Richard Walker , Golf MK5 GTI / GBR

1	1:18.381	2	56.919	3	55.712	4	54.953	5	56.297	6	54.493	7	55.959	8	54.394
9	1:05.649	10	54.353	11	54.005	12	54.178	pit	2:01.139	14	1:10.801	15	54.947	16	54.771
17	55.417	18	53.887	19	<b>53.580</b>	20	1:02.752								

### 69 James Walker , Scirocco R / GBR

1	1:11.731	2	56.937	3	54.781	4	54.934	5	54.801	6	53.468	7	53.458	8	55.800
9	54.281	10	53.420	11	53.000	12	53.120	13	56.157	14	53.582	15	53.310	16	53.750
17	53.654	18	53.301	19	<b>52.911</b>	20	53.608	21	53.512	22	<del>53.368</del>	pit	1:51.450		

### 96 Cameron Thompson , Golf MK5 GTI / GBR

1	2:36.865	2	1:01.153	3	1:01.177	4	58.971	5	59.053	6	57.736	7	57.346	8	57.537
9	57.230	10	56.921	11	56.094	12	<b>55.789</b>	13	56.174	14	56.121	15	1:00.309	16	56.493
17	57.831	18	59.837	19	56.758	20	1:01.484								

### 99 Mark Clynes , Golf MK5 GTI / GBR

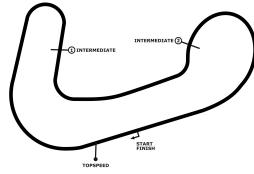
1	1:56.216	2	1:03.597	3	1:06.130	4	1:02.586	5	1:00.712	6	58.153	7	57.140	8	1:00.552
9	58.360	10	56.872	11	<b>56.594</b>	12	56.932	13	56.974	14	56.762	15	57.027	16	57.435
17	58.031	18	57.882	19	57.693	20	57.612								

# DTM Brands Hatch

Brands Hatch Indy Circuit, length 1929 m

18. - 20.05.2012

Volkswagen Racing Cup



## Lap Analysis qualifying, 18.05.2012

-Reg.No.: 71131

### 5 Thomas Wilson , Golf MK5 GTI / GBR

theoretical besttime: 53.671

Lap	Time	S1	V1	S2	V2	S3	V3	Vmax	Lap	Time	S1	V1	S2	V2	S3	V3	Vmax
1	53.305		105						12	54.683	21.232	112	14.925	<b>142</b>	18.526	175	178
2	1:10.249	34.528	110	16.526	114	19.195	175		13	54.118	21.119	<b>117</b>	14.838	139	18.161	176	178
3	57.164	22.584	112	16.031	130	18.549	176	174	14	54.165	20.887	115	15.043	136	18.235	176	180
4	58.920	22.491	114	16.343	115	20.086	174	162	15	57.579	21.388	113	16.991	124	19.200	175	180
5	55.061	21.263	113	15.333	131	18.465	175	179	16	54.846	21.231	114	15.188	136	18.427	176	178
6	55.221	21.347	114	15.405	131	18.469	175	175	17	54.128	21.088	116	14.846	142	18.194	175	178
7	54.685	21.108	114	15.267	135	18.310	176	179	18	54.184	20.878	115	14.948	140	18.358	175	179
8	54.904	21.401	113	15.278	138	18.225	175	<b>180</b>	19	54.211	<b>20.707</b>	115	15.064	138	18.440	176	180
9	54.367	20.987	115	15.009	140	18.371	176	179	20	55.197	21.068	113	15.621	130	18.508	175	180
10	54.163	20.869	115	14.916	140	18.378	175	180	21	54.052	20.927	115	14.908	140	18.217	<b>177</b>	180
11	55.145	20.902	115	14.874	141	19.369	174	180	22	<b>53.681</b>	20.717	114	<b>14.825</b>	140	<b>18.139</b>	175	180

### 6 Jonathan Wilson , Scirocco R / GBR

theoretical besttime: 55.460

Lap	Time	S1	V1	S2	V2	S3	V3	Vmax	Lap	Time	S1	V1	S2	V2	S3	V3	Vmax
1	2:12.434						174		11	56.264	21.926	118	<b>15.684</b>	128	18.654	180	168
2	1:03.023	25.694	108	18.026	117	19.303	179	156	12	56.098	21.514	118	15.850	<b>130</b>	18.734	180	171
3	57.648	22.508	116	16.286	127	18.854	178	158	13	56.852	21.888	116	16.240	119	18.724	180	167
4	57.543	22.343	<b>118</b>	16.224	122	18.976	179	159	14	56.798	22.316	114	15.796	127	18.686	179	170
5	59.165	24.068	118	16.192	121	18.905	<b>181</b>	150	15	56.785	22.198	116	15.883	128	18.704	179	155
6	58.957	23.759	118	16.469	124	18.729	180	154	16	56.604	21.785	116	15.794	126	19.025	179	169
7	57.591	22.638	115	16.213	127	18.740	180	169	17	56.232	21.925	112	15.919	129	<b>18.388</b>	180	169
8	1:02.818	22.862	113	18.846	96	21.110	153	161	18	<b>55.490</b>	<b>21.388</b>	118	15.697	128	18.405	179	<b>181</b>
9	1:52.660	22.674	116	16.851	115			124	19	55.937	21.584	117	15.755	122	18.598	177	169
10	1:10.761	31.843	105	17.707	110	21.211	180										

### 8 Aaron Mason , Golf MK5 GTI / GBR

theoretical besttime: 53.613

Lap	Time	S1	V1	S2	V2	S3	V3	Vmax	Lap	Time	S1	V1	S2	V2	S3	V3	Vmax
1	1:34.794		104	17.978	114	20.063	164		12	54.185	20.934	114	15.068	134	<b>18.183</b>	175	179
2	1:01.325	25.498	109	16.465	119	19.362	171	128	13	54.454	20.912	113	15.034	134	18.508	174	179
3	57.470	22.709	114	15.843	122	18.918	172	157	14	54.870	20.892	111	15.090	133	18.888	175	178
4	56.332	21.785	114	15.711	125	18.836	173	175	15	55.367	21.534	112	15.283	129	18.550	175	177
5	55.736	21.599	112	15.450	129	18.687	173	168	16	53.933	20.675	114	14.902	136	18.356	<b>177</b>	180
6	55.881	21.693	112	15.405	129	18.783	173	164	17	54.295	<b>20.631</b>	114	15.123	133	18.541	175	<b>182</b>
7	55.468	21.339	114	15.346	129	18.783	172	177	18	54.629	21.113	114	14.984	132	18.532	172	178
8	54.990	21.313	115	15.107	131	18.570	173	172	19	54.083	20.743	114	14.870	136	18.470	174	178
9	55.420	21.238	112	15.519	124	18.663	174	177	20	<b>53.763</b>	20.691	<b>116</b>	<b>14.799</b>	<b>137</b>	18.273	174	180
10	1:01.296	21.214	112	16.802	82	23.280	174	177	21	54.551	20.656	112	15.696	130	18.199	174	181
11	54.705	21.015	115	15.174	129	18.516	173	180	22	1:54.569	24.967	88	21.920	93			151

### 9 Peter Wyhinny , Seat Cupra / GBR

theoretical besttime: 54.453

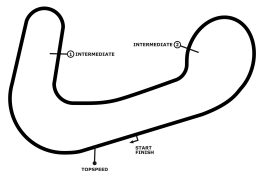
Lap	Time	S1	V1	S2	V2	S3	V3	Vmax	Lap	Time	S1	V1	S2	V2	S3	V3	Vmax
1	1:23.321		109	18.269	96	20.144	169		12	54.944	20.894	112	15.545	129	18.505	171	176
2	59.396	23.673	112	16.494	113	19.229	172	144	13	55.125	<b>20.748</b>	113	15.305	131	19.072	169	177
3	56.610	21.957	112	15.927	123	18.726	173	161	14	55.558	21.263	114	15.592	126	18.703	170	162
4	56.940	22.402	113	16.002	121	18.536	173	167	15	<b>54.776</b>	20.837	115	15.422	132	18.517	170	176
5	55.607	21.356	114	15.712	128	18.539	173	173	16	54.849	20.927	111	15.412	130	18.510	171	177
6	55.842	21.569	<b>115</b>	15.601	129	18.672	172	169	17	55.291	21.465	110	15.389	130	<b>18.437</b>	172	178
7	56.440	21.841	114	15.869	127	18.730	173	172	18	54.817	20.823	111	15.494	130	18.500	171	<b>179</b>
8	55.796	21.381	114	15.742	125	18.673	171	173	19	55.118	21.203	113	<b>15.268</b>	128	18.647	171	168
9	55.003	21.029	113	15.531	129	18.443	<b>174</b>	171	20	54.992	20.852	115	15.625	132	18.515	171	178
10	56.184	21.470	114	15.519	127	19.195	167	176	21	55.147	20.869	112	15.692	126	18.586	171	179
11	55.594	21.602	112	15.448	131	18.544	169	170	22	54.816	20.769	110	15.521	<b>133</b>	18.526	171	179

# DTM Brands Hatch

Brands Hatch Indy Circuit, length 1929 m

18. - 20.05.2012

Volkswagen Racing Cup



## Lap Analysis qualifying, 18.05.2012

-Reg.No.: 71131

### 12 Tony Harberman , Beetle RSI / GBR

theoretical besttime: 54.841

Lap	Time	S1	V1	S2	V2	S3	V3	Vmax	Lap	Time	S1	V1	S2	V2	S3	V3	Vmax
1	1:55.724		104	17.546	107	20.541	173		10	55.781	21.935	112	15.291	132	18.555	178	158
2	1:00.998	24.244	108	16.578	109	20.176	175	152	11	<b>55.155</b>	<b>21.572</b>	<b>113</b>	15.138	133	<b>18.445</b>	177	<b>177</b>
3	1:00.217	23.901	111	16.095	116	20.221	176	147	12	55.231	21.707	111	<b>14.824</b>	135	18.700	175	173
4	58.298	23.088	111	15.900	132	19.310	177	167	13	55.648	21.887	111	15.090	129	18.671	174	173
5	57.071	22.954	111	15.448	127	18.669	177	157	14	56.585	21.744	110	15.946	115	18.895	174	169
6	56.592	22.462	110	15.425	134	18.705	174	161	15	56.926	21.855	110	15.731	115	19.340	174	173
7	4:35.055	22.989	111	15.430	128			167	16	55.523	21.844	111	15.005	135	18.674	175	157
8	1:03.263	28.671	112	15.648	121	18.944	175		17	55.800	21.965	111	15.165	<b>138</b>	18.670	174	166
9	56.419	22.394	111	15.362	128	18.663	174	151									

### 13 Joe Fulbrook , BORA 1.8T / GBR

theoretical besttime: 53.952

Lap	Time	S1	V1	S2	V2	S3	V3	Vmax	Lap	Time	S1	V1	S2	V2	S3	V3	Vmax
1	1:34.276		95	18.244	117	20.454	156		9	55.510	20.839	112	15.913	124	18.758	172	181
2	1:41.693	26.853	102	16.818	119			123	10	55.229	21.414	109	15.336	138	18.479	173	176
3	1:02.455	26.593	108	16.527	127	19.335	172		11	54.374	20.789	110	15.205	<b>140</b>	18.380	173	177
4	58.203	21.295	112	17.315	101	19.593	177	175	12	54.459	20.669	110	<b>15.121</b>	138	18.669	160	178
5	54.461	20.925	112	15.295	134	<b>18.241</b>	<b>180</b>	183	13	1:02.811	24.764	98	18.791	94	19.256	174	145
6	56.191	21.501	<b>113</b>	15.720	124	18.970	177	173	14	<b>54.275</b>	<b>20.590</b>	111	15.184	137	18.501	171	180
7	55.065	20.900	113	15.715	122	18.450	177	<b>184</b>	15	2:17.574	23.782	89	18.289	109			175
8	54.761	21.044	102	15.437	138	18.280	175	183	16	1:09.946	28.605	87	19.650	115	21.691	141	

### 15 Mike Neuhoff , Golf MK6 GTI / GBR

theoretical besttime: 53.283

Lap	Time	S1	V1	S2	V2	S3	V3	Vmax	Lap	Time	S1	V1	S2	V2	S3	V3	Vmax
1	1:19.278						170		12	1:35.377	20.786	114	15.724	120			176
2	57.391	22.497	112	16.075	120	18.819	175	150	13	1:08.889	31.496	106	18.548	106	18.845	177	
3	56.837	22.144	115	16.256	125	18.437	175	169	14	54.925	20.900	113	15.749	130	18.276	176	183
4	54.807	20.866	114	15.626	126	18.315	175	181	15	53.846	20.727	113	15.017	133	18.102	177	184
5	55.945	21.313	112	15.897	121	18.735	176	176	16	1:00.220	22.475	100	19.009	102	18.736	175	185
6	54.687	21.352	111	15.100	128	18.235	175	178	17	54.170	<b>20.494</b>	112	15.154	126	18.522	175	183
7	55.407	21.189	113	15.577	115	18.641	175	176	18	54.386	20.911	113	15.153	126	18.322	175	182
8	54.234	20.903	113	15.149	134	18.182	175	182	19	54.287	21.080	111	14.960	129	18.247	176	181
9	54.060	20.826	111	15.093	132	18.141	175	181	20	53.943	20.763	113	15.029	134	18.151	176	182
10	53.688	20.740	113	14.984	134	<b>17.964</b>	<b>181</b>	183	21	53.544	20.620	111	<b>14.825</b>	<b>136</b>	18.099	180	182
11	<b>53.466</b>	20.576	<b>116</b>	14.862	133	18.028	180	<b>187</b>									

### 19 Nikhil Chopra , Golf R32 / GBR

theoretical besttime: 56.572

Lap	Time	S1	V1	S2	V2	S3	V3	Vmax	Lap	Time	S1	V1	S2	V2	S3	V3	Vmax
1	2:00.771		102	18.635	113	20.874	172		11	57.410	22.661	110	16.004	131	<b>18.745</b>	174	168
2	1:03.531	26.514	108	17.171	120	19.846	174	139	12	57.977	23.087	<b>112</b>	15.902	131	18.988	<b>177</b>	164
3	1:01.012	24.423	111	16.996	124	19.593	175	139	13	57.530	22.794	111	15.884	<b>134</b>	18.852	175	158
4	59.860	23.562	109	16.309	125	19.989	174	147	14	57.445	22.611	109	15.894	128	18.940	176	164
5	58.419	22.952	111	16.340	129	19.127	176	156	15	57.698	23.167	111	15.617	133	18.914	174	<b>175</b>
6	58.991	23.334	111	16.229	125	19.428	165	148	16	58.203	22.616	110	15.659	130	19.928	174	152
7	57.715	22.445	110	15.812	129	19.458	170	166	17	57.076	22.421	111	15.698	129	18.957	174	171
8	58.986	22.925	103	17.133	127	18.928	176	141	18	57.890	22.836	110	15.911	127	19.143	177	166
9	57.895	23.213	111	15.794	132	18.888	176	147	19	56.913	22.568	110	<b>15.599</b>	133	18.746	176	151
10	58.302	22.818	110	16.022	123	19.462	175	164	20	<b>56.900</b>	<b>22.228</b>	109	15.759	132	18.913	170	170

### 20 Jamie Cartwright , Golf MK5 GTI / GBR

theoretical besttime:

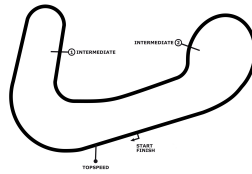
Lap	Time	S1	V1	S2	V2	S3	V3	Vmax	Lap	Time	S1	V1	S2	V2	S3	V3	Vmax
1	2:19.859								11	1:48.362							
2	56.757								12	55.051							
3	57.706								13	56.602							
4	56.970								14	55.436							
5	56.087								15	<b>54.096</b>							
6	56.244								16	54.759							
7	56.996								17	54.251							
8	55.947								18	57.095							
9	56.601								19	55.294							
10	56.911								20	1:00.832							

# DTM Brands Hatch

Brands Hatch Indy Circuit, length 1929 m

18. - 20.05.2012

Volkswagen Racing Cup



-Reg.No.: 71131

## Lap Analysis qualifying, 18.05.2012

### 21 Andy Wilmott , Golf MK5 GTI / GBR

theoretical besttime: 54.087

Lap	Time	S1	V1	S2	V2	S3	V3	Vmax	Lap	Time	S1	V1	S2	V2	S3	V3	Vmax
1	2:02.218		92	18.833	109	20.863	170		10	54.251	20.947	115	15.051	135	<b>18.253</b>	175	<b>179</b>
2	1:00.379	24.477	111	16.672	119	19.230	176	149	11	54.301	20.941	114	15.050	136	18.310	177	178
3	57.718	22.858	114	16.179	126	18.681	<b>177</b>	156	12	54.444	21.004	116	15.176	137	18.264	177	176
4	3:36.278	22.062	113	16.508	122			169	13	55.086	21.081	113	15.437	128	18.568	175	173
5	1:01.745	26.764	115	16.110	122	18.871	173		14	54.375	20.932	116	14.980	137	18.463	177	176
6	54.796	21.210	116	15.240	135	18.346	174	171	15	54.831	21.213	114	15.119	135	18.499	176	171
7	54.719	21.215	116	15.227	136	18.277	177	175	16	54.633	21.152	115	15.065	133	18.416	176	168
8	54.923	21.516	115	15.136	<b>137</b>	18.271	175	149	17	55.016	21.334	114	15.145	136	18.537	176	171
9	<b>54.200</b>	<b>20.926</b>	<b>118</b>	<b>14.908</b>	137	18.366	175	177	18	1:13.725	21.246	115	15.107	137			172

### 22 Howard Fuller , Golf MK5 GTI / GBR

theoretical besttime:

Lap	Time	S1	V1	S2	V2	S3	V3	Vmax	Lap	Time	S1	V1	S2	V2	S3	V3	Vmax
1	2:14.258								9	54.777							
2	2:07.538								10	54.220							
3	56.847								11	<b>53.360</b>							
4	55.654								12	1:04.092							
5	3:42.913								13	54.130							
6	2:42.462								14	54.388							
7	54.796								15	56.395							
8	54.369																

### 24 Phil Morris , Golf MK5 GTI / GBR

theoretical besttime: 55.813

Lap	Time	S1	V1	S2	V2	S3	V3	Vmax	Lap	Time	S1	V1	S2	V2	S3	V3	Vmax
1	1:22.609		107	19.091	100	20.440	177		11	57.064	22.486	112	15.949	124	18.629	178	162
2	1:01.929	25.171	111	17.289	113	19.469	179	150	12	56.714	22.068	111	15.839	123	18.807	177	172
3	59.317	23.124	111	16.983	119	19.210	179	162	13	56.799	22.168	110	15.888	122		177	170
4	57.536	22.296	112	16.512	118	18.728	179	169	14	56.574	22.017	111	15.652	127	18.905	159	165
5	57.413	22.800	112	16.007	119	18.606	<b>180</b>	153	15	57.095	22.635	112	15.598	126	18.862	177	147
6	<b>56.266</b>	<b>21.772</b>	111	15.870	122	18.624	180	167	16	56.668	22.395	113	<b>15.500</b>	<b>130</b>	18.773	177	173
7	57.216	22.171	110	16.132	122	18.913	179	161	17	56.686	21.909	114	15.662	122	19.115	175	164
8	56.450	22.223	110	15.686	127	<b>18.541</b>	179	171	18	56.395	22.052	111	15.607	126	18.736	178	155
9	1:38.216	22.052	113	16.427	110			162	19	59.944	24.669	109	16.435	125	18.840	177	<b>174</b>
10	1:07.909	31.798	107	16.770	115	19.341	177		20	57.052	22.609	<b>115</b>	15.570	129	18.873	165	171

### 27 David Fairbrother , Golf GTI / GBR

theoretical besttime: 56.053

Lap	Time	S1	V1	S2	V2	S3	V3	Vmax	Lap	Time	S1	V1	S2	V2	S3	V3	Vmax
1	1:31.181		107	18.529	102	20.078	175		12	57.892	22.728	113	15.974	123	19.190	176	165
2	1:00.066	23.483	113	16.985	115	19.598	175	148	13	58.631	22.906	115	16.038	117	19.687	169	163
3	58.479	22.773	111	16.547	115	19.159	173	153	14	56.726	22.110	113	15.817	124	18.799	177	<b>173</b>
4	57.280	22.382	112	16.114	120	18.784	175	163	15	57.211	22.268	97	16.245	122	18.698	175	151
5	57.598	22.525	116	15.840	123	19.233	164	149	16	57.619	22.484	112	16.374	116	18.761	176	166
6	58.383	23.359	112	16.031	124	18.993	176	138	17	<b>56.169</b>	21.816	114	<b>15.713</b>	<b>128</b>	18.640	176	170
7	56.938	22.175	114	15.961	119	18.802	175	171	18	56.530	21.799	115	15.731	127	19.000	173	172
8	57.003	22.321	114	15.891	123	18.791	175	161	19	57.996	22.849	115	15.856	122	19.291	173	156
9	56.267	<b>21.781</b>	114	15.842	123	18.644	<b>177</b>	171	20	56.267	21.865	112	15.843	126	<b>18.559</b>	174	169
10	57.690	22.474	114	16.185	120	19.031	175	164	21	56.716	21.942	<b>118</b>	15.931	119	18.843	171	160
11	56.849	22.103	114	16.017	119	18.729	176	167									

### 30 Chris Levett , Golf MK5 GTI / GBR

theoretical besttime: 55.064

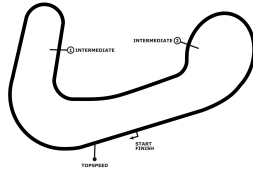
Lap	Time	S1	V1	S2	V2	S3	V3	Vmax	Lap	Time	S1	V1	S2	V2	S3	V3	Vmax
1	1:29.936		109	18.736	104	19.793	171		7	56.656	21.394	116	<b>15.504</b>	111	19.758	178	177
2	59.172	23.653	116	16.307	117	19.212	174	157	8	56.884	22.257	115	16.039	<b>129</b>	18.588	<b>180</b>	171
3	56.632	22.048	115	15.584	127	19.000	175	158	9	56.288	<b>21.060</b>	115	16.420	117	18.808	175	<b>179</b>
4	56.725	22.063	115	16.025	125	18.637	179	157	10	56.643	21.554	117	15.899	124	19.190	173	176
5	2:47.616	22.175	115	15.994	125			172	11	<b>56.112</b>	21.994	<b>118</b>	15.618	126	<b>18.500</b>	174	165
6	1:09.350	32.782	111	16.606	123	19.962	175										

# DTM Brands Hatch

Brands Hatch Indy Circuit, length 1929 m

18. - 20.05.2012

Volkswagen Racing Cup



## Lap Analysis qualifying, 18.05.2012

-Reg.No.: 71131

### 31 Paul Dehadray , Golf MK5 GTI / GBR

theoretical besttime: 54.594

Lap	Time	S1	V1	S2	V2	S3	V3	Vmax	Lap	Time	S1	V1	S2	V2	S3	V3	Vmax
1	1:46.942		104	18.752	99	20.902	172		12	56.180	21.778	112	15.773	118	18.629	177	175
2	1:02.408	24.698	108	17.880	109	19.830	177	155	13	56.435	22.279	<b>114</b>	15.681	125	18.475	<b>179</b>	167
3	1:02.302	24.384	111	18.197	90	19.721	175	149	14	56.884	22.424	112	15.784	126	18.676	176	167
4	1:02.342	24.590	111	16.972	107	20.780	167	152	15	56.295	21.681	112	15.920	116	18.694	176	171
5	1:00.940	24.922	110	16.299	119	19.719	175	149	16	56.178	21.923	111	15.626	126	18.629	174	171
6	1:00.179	23.859	111	16.684	113	19.636	174	154	17	55.739	22.160	112	15.242	131	18.337	177	173
7	59.081	23.427	110	16.223	115	19.431	175	161	18	55.442	22.075	112	15.171	133	<b>18.196</b>	177	171
8	59.816	22.833	111	17.927	112	19.056	170	165	19	55.220	21.409	112	15.477	<b>135</b>	18.334	176	173
9	59.336	23.279	112	17.282	110	18.775	177	168	20	<b>54.927</b>	<b>21.262</b>	112	<b>15.136</b>	134	18.529	175	<b>176</b>
10	58.000	22.778	112	15.865	119	19.357	168	162	21	1:53.720	21.892	105	22.134	86			175
11	56.924	22.577	112	15.748	123	18.599	178	161									

### 32 Keiran Griffin , Scirocco R / GBR

theoretical besttime: 53.413

Lap	Time	S1	V1	S2	V2	S3	V3	Vmax	Lap	Time	S1	V1	S2	V2	S3	V3	Vmax
1	1:52.655		109	18.749	104	20.426	171		12	53.645	<b>20.619</b>	117	15.055	136	17.971	179	181
2	1:02.075	25.009	106	17.280	111	19.786	174	139	13	55.128	20.837	117	15.015	135	19.276	176	178
3	1:00.243	24.123	114	16.755	112	19.365	175	146	14	53.783	20.788	118	<b>14.934</b>	137		178	177
4	58.536	22.425	115	16.255	110	19.856	174	161	15	59.238	21.783	116	18.677	97	18.778	177	174
5	57.226	21.830	117	16.863	118	18.533	177	162	16	1:00.518	20.814	118	19.576	113	20.128	161	178
6	55.362	21.445	116	15.677	122	18.240	177	176	17	57.835	22.594	109	16.627	118	18.614	176	144
7	55.214	21.234	<b>118</b>	15.697	128	18.283	179	175	18	55.480	20.859	118	15.943	122	18.678	179	173
8	57.852	22.250	116	16.843	107	18.759	177	173	19	55.448	21.754	116	15.618	125	18.076	<b>183</b>	150
9	54.723	20.998	117	15.404	130	18.321	177	179	20	54.781	21.076	116	15.407	131	18.298	177	<b>187</b>
10	54.079	20.986	117	15.224	132	17.869	182	173	21	<b>53.585</b>	20.737	117	14.988	<b>140</b>	<b>17.860</b>	179	179
11	56.068	22.012	118	15.829	125	18.227	181	161									

### 33 Richard Kingsnorth , Golf MK5 GTI / GBR

theoretical besttime: 56.657

Lap	Time	S1	V1	S2	V2	S3	V3	Vmax	Lap	Time	S1	V1	S2	V2	S3	V3	Vmax
1	2:16.025						148		11	57.309	22.226	<b>117</b>	16.096	120	18.987	<b>174</b>	166
2	1:04.232	24.385	113	17.268	112	22.579	158	133	12	<b>56.769</b>	<b>21.833</b>	116	15.976	123	18.960	174	169
3	1:00.917	24.250	108	16.883	119	19.784	169	149	13	58.831	22.722	114	16.814	121	19.295	172	170
4	1:00.307	24.232	112	16.555	119	19.520	167	154	14	58.344	22.184	115	17.104	114	19.056	171	173
5	57.931	22.349	116	16.312	122	19.270	169	169	15	57.798	22.789	114	16.097	123	<b>18.912</b>	174	167
6	58.213	22.246	116	16.187	123	19.780	172	169	16	58.618	22.234	114	16.506	117	19.878	172	170
7	57.996	22.658	116	16.180	122	19.158	169	165	17	58.824	22.809	110	16.797	122	19.218	171	161
8	57.252	21.946	116	16.193	122	19.113	169	169	18	57.781	21.983	114	15.958	<b>125</b>	19.840	169	166
9	57.771	22.412	115	16.169	120	19.190	172	168	19	57.667	22.738	114	<b>15.912</b>	121	19.017	170	<b>175</b>
10	59.836	23.256	109	16.277	118	20.303	171	169	20	56.992	21.848	115	15.971	122	19.173	169	166

### 40 Simon Tomlinson , Golf MK5 GTI / GBR

theoretical besttime: 57.177

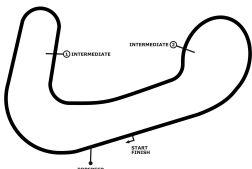
Lap	Time	S1	V1	S2	V2	S3	V3	Vmax	Lap	Time	S1	V1	S2	V2	S3	V3	Vmax
1	1:52.013		83	19.714	102	21.701	167		11	58.000	22.715	115	<b>16.055</b>	124	19.230	178	156
2	1:05.365	25.444	99	18.633	102	21.288	171	150	12	1:00.147	24.124	113	16.536	118	19.487	<b>179</b>	161
3	1:04.161	24.599	113	17.358	110	22.204	152	144	13	<b>57.312</b>	<b>22.010</b>	114	16.086	123	19.216	177	167
4	1:01.360	24.570	114	16.928	111	19.862	177	146	14	58.244	22.249	114	16.143	<b>128</b>	19.852	173	160
5	59.738	23.469	114	16.729	116	19.540	177	150	15	59.473	22.981	110	16.786	119	19.706	175	161
6	59.510	23.140	<b>115</b>	16.781	118	19.589	164	144	16	59.309	22.908	113	16.674	119	19.727	179	158
7	1:01.883	24.824	111	17.296	104	19.763	170	135	17	1:01.089	22.953	97	18.479	112	19.657	177	163
8	1:00.683	23.786	112	17.454	108	19.443	178	147	18	1:00.665	23.294	109	17.236	114	20.135	174	154
9	1:01.549	24.511	112	16.770	99	20.268	176	149	19	59.352	22.725	112	17.282	114	19.345	177	160
10	58.970	23.187	111	16.671	122	<b>19.112</b>	177	149	20	1:03.808	24.891	104	16.963	116	21.954	126	<b>169</b>

# DTM Brands Hatch

Brands Hatch Indy Circuit, length 1929 m

18. - 20.05.2012

Volkswagen Racing Cup



-Reg.No.: 71131

## Lap Analysis qualifying, 18.05.2012

### 44 Robin Riley , Beetle RSI / GBR

theoretical besttime: 55.060

Lap	Time	S1	V1	S2	V2	S3	V3	Vmax	Lap	Time	S1	V1	S2	V2	S3	V3	Vmax
1	1:47.309		98	19.616	95	23.151	148		11	57.216	22.820	111	15.471	127	18.925	172	159
2	1:06.410	27.194	103	18.047	103	21.169	166	125	12	56.802	22.182	109	15.650	128	18.970	169	170
3	1:03.456	24.993	104	17.645	114	20.818	155	138	13	56.617	22.044	104	15.561	126	19.012	172	162
4	1:02.206	24.983	106	17.425	114	19.798	167	136	14	58.334	23.280	107	15.723	121	19.331	170	170
5	58.513	22.963	109	15.773	126	19.777	170	160	15	56.876	22.185	110	15.541	121	19.150	169	158
6	58.606	23.343	108	15.999	122	19.264	172	153	16	56.191	22.018	109	15.374	126	18.799	172	171
7	58.488	22.770	110	15.943	118	19.775	171	161	17	56.082	22.024	<b>113</b>	15.319	129	18.739	172	171
8	58.754	23.112	109	16.144	116	19.498	170	160	18	55.448	21.499	113	15.148	131	18.801	170	<b>173</b>
9	57.628	22.118	111	15.636	126	19.874	169	168	19	55.458	21.522	111	15.209	<b>132</b>	<b>18.727</b>	169	170
10	58.719	23.838	108	15.803	127	19.078	<b>173</b>	150	20	<b>55.152</b>	<b>21.264</b>	110	<b>15.069</b>	132	18.819	170	172

### 48 Richard Morgan , Golf MK5 GTI / GBR

theoretical besttime: 54.449

Lap	Time	S1	V1	S2	V2	S3	V3	Vmax	Lap	Time	S1	V1	S2	V2	S3	V3	Vmax
1	1:44.548		93	18.989	106	19.926	173		12	55.576	21.494	113	15.259	131	18.823	175	168
2	58.983	23.144	110	16.488	121	19.351	174	155	13	56.181	22.208	110	15.193	131	18.780	174	168
3	57.886	22.742	110	16.042	124	19.102	174	158	14	54.785	21.046	114	15.306	133	<b>18.433</b>	<b>177</b>	165
4	57.235	22.034	112	15.849	118	19.352	173	169	15	54.983	21.084	113	15.461	133	18.438	176	176
5	55.782	21.716	111	15.260	133	18.806	173	162	16	55.381	21.071	113	15.573	121	18.737	176	174
6	55.603	21.452	112	15.317	130	18.834	175	170	17	55.902	21.644	113	15.566	129	18.692	175	169
7	55.777	21.597	109	15.353	131	18.827	174	171	18	54.648	21.008	114	15.189	132	18.451	175	178
8	55.503	21.472	112	15.498	130	18.533	175	175	19	<b>54.571</b>	<b>20.995</b>	111	15.083	<b>136</b>	18.493	176	177
9	55.130	21.203	112	15.345	131	18.582	176	175	20	55.095	21.481	113	<b>15.021</b>	135	18.593	173	172
10	55.441	21.606	112	15.217	131	18.618	176	171	21	55.620	21.154	111	15.348	125	19.118	146	165
11	56.132	21.405	<b>114</b>	16.111	122	18.616	175	<b>178</b>									

### 50 Shaun Hollamby , Golf MK5 GTI / GBR

theoretical besttime: 53.949

Lap	Time	S1	V1	S2	V2	S3	V3	Vmax	Lap	Time	S1	V1	S2	V2	S3	V3	Vmax
1	1:48.572		103	22.212	95	21.339	166		10	3:15.932	22.171	83	19.301	113			179
2	1:01.417	24.634	114	17.179	110	19.604	179	134	11	1:23.181	36.260	67	25.059	90	21.862	175	
3	1:00.641	24.023	115	17.758	108	18.860	179	147	12	55.516	21.538	116	15.448	126	18.530	177	173
4	56.479	21.957	117	15.861	121		177	162	13	54.479	21.119	117	15.083	133	18.277	179	180
5	55.204	21.510	117	15.295	128	18.399	179	165	14	55.958	21.254	97	16.412	128	18.292	179	183
6	54.955	21.102	<b>118</b>	15.300	126	18.553	179	173	15	53.977	20.818	117	14.936	127	18.223	180	185
7	54.426	21.023	118	15.124	130	18.279	177	172	16	55.852	21.443	116	16.045	121	18.364	180	<b>186</b>
8	54.523	21.125	116	15.102	132	18.296	178	177	17	<b>53.949</b>	<b>20.808</b>	117	<b>14.932</b>	130	<b>18.209</b>	<b>182</b>	184
9	54.365	21.072	117	14.985	<b>133</b>	18.308	178	172	18	58.857	24.483	100	15.925	129	18.449	151	182

### 51 Simon Andrews , Golf MK5 GTI / GBR

theoretical besttime: 54.405

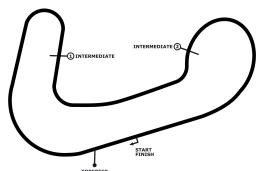
Lap	Time	S1	V1	S2	V2	S3	V3	Vmax	Lap	Time	S1	V1	S2	V2	S3	V3	Vmax
1	1:44.296		94	20.625	99	21.454	153		11	1:03.367	28.061	113	16.172	121	19.134	175	
2	1:04.237	25.518	105	18.563	108	20.156	170	125	12	58.410	21.840	116	15.932	126	20.638	134	158
3	59.991	23.811	112	17.076	120	19.104	174	142	13	1:00.217	23.707	111	17.179	118	19.331	165	126
4	59.604	23.127	112	16.294	115	20.183	163	149	14	55.520	21.768	116	15.531	132	18.221	182	158
5	57.057	22.194	115	16.227	123	18.636	181	159	15	55.065	21.258	116	15.498	133	18.309	181	170
6	57.634	23.031	114	16.098	126	18.505	181	152	16	55.280	21.512	115	15.434	132	18.334	182	169
7	57.120	22.127	<b>117</b>	15.879	127	19.114	162	156	17	55.144	21.295	115	15.573	129	18.276	183	168
8	1:00.043	23.071	114	17.431	99	19.541	182	146	18	55.047	21.234	115	15.579	130	18.234	183	172
9	55.409	21.282	116	15.756	128	18.371	<b>183</b>	171	19	<b>54.405</b>	<b>20.974</b>	116	<b>15.231</b>	<b>134</b>	<b>18.200</b>	182	<b>175</b>
10	1:56.700	22.373	113	15.892	127			173	20	1:48.349	25.624	78	21.944	80			164

# DTM Brands Hatch

Brands Hatch Indy Circuit, length 1929 m

18. - 20.05.2012

Volkswagen Racing Cup



## Lap Analysis qualifying, 18.05.2012

-Reg.No.: 71131

### 65 Craig Milner , Scirocco R / GBR

theoretical besttime: 55.695

Lap	Time	S1	V1	S2	V2	S3	V3	Vmax	Lap	Time	S1	V1	S2	V2	S3	V3	Vmax
1	1:20.869		100	19.570	103	20.167	167		12	57.041	21.833	<b>117</b>	16.458	117	18.750	<b>179</b>	174
2	1:00.350	23.997	114	16.867	109	19.486	174	144	13	56.480	21.879	115	15.795	127	18.806	177	171
3	57.510	22.204	115	16.295	116	19.011	176	161	14	56.404	21.731	116	15.782	127	18.891	177	<b>176</b>
4	57.245	22.500	116	15.911	125	18.834	177	164	15	57.073	22.634	113	15.835	127	18.604	178	165
5	57.915	22.444	116	16.545	116	18.926	177	166	16	56.301	21.700	116	15.848	126	18.753	178	167
6	56.584	21.528	116	16.121	122	18.935	178	174	17	56.736	22.169	116	15.793	127	18.774	178	166
7	57.494	22.652	115	15.965	125	18.877	177	160	18	56.960	22.394	116	15.958	124	18.608	178	167
8	56.913	22.002	116	16.086	122	18.825	178	168	19	<b>55.767</b>	<b>21.494</b>	115	15.749	129	<b>18.524</b>	179	169
9	58.811	23.263	114	16.673	117	18.875	177	148	20	57.417	23.118	115	<b>15.677</b>	128	18.622	177	158
10	56.602	21.772	114	15.849	126	18.981	176	173	21	56.334	21.898	115	15.691	127	18.745	175	176
11	56.301	21.702	115	15.830	<b>129</b>	18.769	177	173									

### 66 Dominic Pettit , Jetta Sport / GBR

theoretical besttime: 53.412

Lap	Time	S1	V1	S2	V2	S3	V3	Vmax	Lap	Time	S1	V1	S2	V2	S3	V3	Vmax
1	2:26.842						176		11	54.059	20.746	114	14.854	<b>144</b>	18.459	174	181
2	55.655	21.224	114	15.868	131	18.563	175	176	12	1:38.106	20.656	115	15.065	130			180
3	55.741	21.384	115	15.685	135	18.672	176	181	13	1:06.820	31.228	91	17.168	135	18.424	175	
4	54.427	20.777	114	15.268	131	18.382	178	183	14	53.725	20.561	115	14.809	142	18.355	176	182
5	55.187	21.382	115	15.489	132	18.316	<b>180</b>	<b>185</b>	15	54.397	20.687	113	14.944	136	18.766	177	184
6	54.416	21.097	113	14.919	138	18.400	179	182	16	53.761	20.709	114	14.754	141	<b>18.298</b>	176	182
7	54.052	20.936	114	14.736	141	18.380	177	174	17	59.792	24.428	114	15.915	130	19.449	172	184
8	54.948	20.962	<b>116</b>	15.569	139	18.417	175	182	18	54.523	21.080	114	15.030	137	18.413	175	178
9	53.933	20.694	114	14.872	139	18.367	176	182	19	53.769	20.662	114	<b>14.618</b>	142	18.489	175	183
10	<b>53.623</b>	<b>20.496</b>	114	14.825	141	18.302	175	182	20	53.788	20.791	114	14.658	143	18.339	178	182

### 68 Richard Walker , Golf MK5 GTI / GBR

theoretical besttime: 53.482

Lap	Time	S1	V1	S2	V2	S3	V3	Vmax	Lap	Time	S1	V1	S2	V2	S3	V3	Vmax
1	1:18.381		87	18.805	113	19.345	172		11	54.005	20.646	114	15.147	134	18.212	178	182
2	56.919	22.477	112	15.894	123	18.548	175	152	12	54.178	20.568	110	15.234	135	18.376	<b>179</b>	182
3	55.712	21.905	114	15.327	122	18.480	174	165	13	2:01.139	23.218	104	16.819	114			160
4	54.953	21.209	116	15.304	125	18.440	176	179	14	1:10.801	32.990	90	17.715	99	20.096	175	
5	56.297	21.355	114	15.982	109	18.960	175	161	15	54.947	21.176	114	15.404	134	18.367	176	176
6	54.493	20.819	115	15.343	125	18.331	177	178	16	54.771	20.741	115	15.612	129	18.418	176	182
7	55.959	21.194	115	15.953	115	18.812	175	181	17	55.417	21.243	115	15.491	129	18.683	175	172
8	54.394	21.021	114	15.173	130	<b>18.200</b>	175	180	18	53.887	20.637	114	14.998	136	18.252	178	182
9	1:05.649	24.976	93	18.738	101	21.935	171	168	19	<b>53.580</b>	<b>20.354</b>	<b>117</b>	<b>14.928</b>	<b>138</b>	18.298	177	<b>183</b>
10	54.353	20.853	115	15.048	130	18.452	176	178	20	1:02.752	23.705	101	17.670	108	21.377	129	162

### 69 James Walker , Scirocco R / GBR

theoretical besttime: 52.740

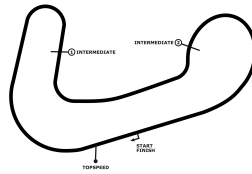
Lap	Time	S1	V1	S2	V2	S3	V3	Vmax	Lap	Time	S1	V1	S2	V2	S3	V3	Vmax
1	1:11.731		110	16.891	119	19.214	170		13	56.157	21.364	<b>118</b>	15.917	125	18.876	176	181
2	56.937	22.185	114	16.231	126	18.521	172	175	14	53.582	20.664	114	14.787	135	18.131	175	181
3	54.781	20.874	116	15.520	130	18.387	175	178	15	53.310	20.295	113	14.786	135	18.229	176	180
4	54.934	20.862	115	15.599	122	18.473	175	177	16	53.750	20.389	116	15.269	130	18.092	175	181
5	54.801	20.930	115	15.132	135	18.739	172	181	17	53.654	20.966	115	14.777	<b>141</b>	<b>17.911</b>	<b>177</b>	182
6	53.468	20.411	114	15.003	139	18.054	175	178	18	53.301	20.611	115	<b>14.682</b>	139	18.008	176	<b>183</b>
7	53.458	20.502	115	14.862	137	18.094	174	181	19	<b>52.911</b>	<b>20.147</b>	115	14.724	141	18.040	176	182
8	55.800	22.583	114	15.178	133	18.039	175	180	20	53.608	20.528	115	14.860	140	18.220	175	183
9	54.281	20.903	117	15.292	131	18.086	174	181	21	53.512	20.666	114	14.754	138	18.092	176	180
10	53.420	20.512	117	14.800	134	18.108	175	180	22	53.368	20.509	115	14.783	139		175	181
11	53.000	20.279	114	14.747	138	17.974	176	180	23	1:51.450	24.714	81	21.673	87			159
12	53.120	20.275	116	14.907	138	17.938	176	180									

# DTM Brands Hatch

Brands Hatch Indy Circuit, length 1929 m

18. - 20.05.2012

Volkswagen Racing Cup



## Lap Analysis qualifying, 18.05.2012

-Reg.No.: 71131

### 96 Cameron Thompson , Golf MK5 GTI / GBR

theoretical besttime: 55.567

Lap	Time	S1	V1	S2	V2	S3	V3	Vmax	Lap	Time	S1	V1	S2	V2	S3	V3	Vmax
1	2:36.865							163	11	56.094	21.704	109	15.642	122	18.748	175	159
2	1:01.153	23.939	114	17.211	113	20.003	171	135	12	<b>55.789</b>	21.570	108	15.638	125	18.581	175	172
3	1:01.177	23.958	108	16.960	111	20.259	171	127	13	56.174	21.695	109	15.751	126	18.728	174	164
4	58.971	22.740	115	16.610	113	19.621	172	151	14	56.121	22.053	112	<b>15.496</b>	124	<b>18.572</b>	174	164
5	59.053	22.937	114	16.633	116	19.483	172	138	15	1:00.309	<b>21.499</b>	114	18.065	97	20.745	173	167
6	57.736	22.079	113	16.595	119	19.062	172	150	16	56.493	21.862	114	15.682	121	18.949	<b>176</b>	168
7	57.346	22.585	114	15.923	119	18.838	174	158	17	57.831	21.871	101	16.128	116	19.832	167	171
8	57.537	22.828	115	15.826	<b>128</b>	18.883	175	169	18	59.837	23.833	102	16.038	124	19.966	175	150
9	57.230	22.551	105	15.943	128	18.736	173	151	19	56.758	21.977	110	15.919	121	18.862	176	171
10	56.921	22.626	<b>116</b>	15.674	126	18.621	175	140	20	1:01.484	22.524	114	15.698	123	23.262	119	<b>174</b>

### 99 Mark Clynes , Golf MK5 GTI / GBR

theoretical besttime: 56.259

Lap	Time	S1	V1	S2	V2	S3	V3	Vmax	Lap	Time	S1	V1	S2	V2	S3	V3	Vmax
1	1:56.216		103	18.708	101	21.796	155		11	<b>56.594</b>	21.743	115	<b>16.053</b>	122	18.798	173	172
2	1:03.597	25.180	105	18.128	107	20.289	168	141	12	56.932	22.053	<b>118</b>	16.180	119	18.699	174	165
3	1:06.130	26.669	113	17.850	111	21.611	140	143	13	56.974	21.877	115	16.257	119	18.840	174	169
4	1:02.586	25.583	108	17.341	117	19.662	173	129	14	56.762	<b>21.601</b>	113	16.556	122	<b>18.605</b>	175	<b>175</b>
5	1:00.712	23.055	112	16.725	113	20.932	173	168	15	57.027	21.838	116	16.455	120	18.734	175	171
6	58.153	22.448	112	16.440	116	19.265	166	164	16	57.435	22.629	114	16.120	118	18.686	175	163
7	57.140	21.904	115	16.238	119	18.998	173	163	17	58.031	22.502	113	16.385	120	19.144	175	171
8	1:00.552	24.179	94	17.102	108	19.271	<b>175</b>	153	18	57.882	22.498	113	16.348	121	19.036	172	170
9	58.360	22.922	110	16.473	120	18.965	173	152	19	57.693	22.545	106	16.469	122	18.679	173	162
10	56.872	21.754	115	16.197	122	18.921	174	167	20	57.612	22.146	115	16.120	<b>126</b>	19.346	148	172

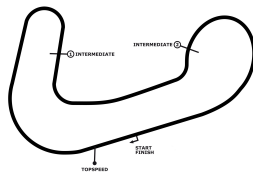
# DTM Brands Hatch

Brands Hatch Indy Circuit, length 1929 m

18. - 20.05.2012

Volkswagen Racing Cup

Topspeed qualifying, 18.05.2012



**APR VOLKSWAGEN**  
**iRacing Cup 2012**

-Reg.No.: 71131

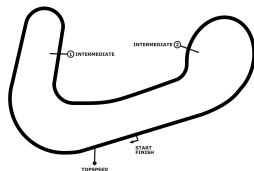
Car No.	Driver	Make	Speed km/h
15	Mike Neuhoff	Golf MK6 GTI	187
32	Keiran Griffin	Scirocco R	187
50	Shaun Hollamby	Golf MK5 GTI	186
66	Dominic Pettit	Jetta Sport	185
13	Joe Fulbrook	BORA 1.8T	184
68	Richard Walker	Golf MK5 GTI	183
69	James Walker	Scirocco R	183
8	Aaron Mason	Golf MK5 GTI	182
6	Jonathan Wilson	Scirocco R	181
5	Thomas Wilson	Golf MK5 GTI	180
9	Peter Wyhinny	Seat Cupra	179
30	Chris Levett	Golf MK5 GTI	179
21	Andy Wilmott	Golf MK5 GTI	179
48	Richard Morgan	Golf MK5 GTI	178
12	Tony Harberman	Beetle RSI	177
31	Paul Dehadray	Golf MK5 GTI	176
65	Craig Milner	Scirocco R	176
19	Nikhil Chopra	Golf R32	175
51	Simon Andrews	Golf MK5 GTI	175
33	Richard Kingsnorth	Golf MK5 GTI	175
99	Mark Clynes	Golf MK5 GTI	175
24	Phil Morris	Golf MK5 GTI	174
96	Cameron Thompson	Golf MK5 GTI	174
27	David Fairbrother	Golf GTI	173
44	Robin Riley	Beetle RSI	173
40	Simon Tomlinson	Golf MK5 GTI	169
22	Howard Fuller	Golf MK5 GTI	----
20	Jamie Cartwright	Golf MK5 GTI	----

# DTM Brands Hatch

Brands Hatch Indy Circuit, length 1929 m

18. - 20.05.2012

Volkswagen Racing Cup



**APR VOLKSWAGEN**  
**iRacing Cup 2012**

## Best Sector Times qualifying, 18.05.2012

-Reg.No.: 71131

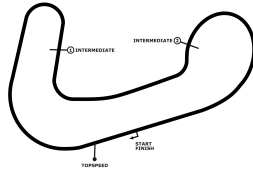
sector 1			sector 2			sector 3			
Pos.	No	Driver	Time	No	Driver	Time	No	Driver	Time
1	69	Walker J.	20.147	66	Pettit D.	14.618	32	Griffin K.	17.860
2	68	Walker R.	20.354	69	Walker J.	14.682	69	Walker J.	17.911
3	15	Neuhoff M.	20.494	8	Mason A.	14.799	15	Neuhoff M.	17.964
4	66	Pettit D.	20.496	12	Harberman T.	14.824	5	Wilson T.	18.139
5	13	Fulbrook J.	20.590	15	Neuhoff M.	14.825	8	Mason A.	18.183
6	32	Griffin K.	20.619	5	Wilson T.	14.825	31	Dehadray P.	18.196
7	8	Mason A.	20.631	21	Wilmott A.	14.908	68	Walker R.	18.200
8	5	Wilson T.	20.707	68	Walker R.	14.928	51	Andrews S.	18.200
9	9	Wyhinny P.	20.748	50	Hollamby S.	14.932	50	Hollamby S.	18.209
10	50	Hollamby S.	20.808	32	Griffin K.	14.934	13	Fulbrook J.	18.241
11	21	Wilmott A.	20.926	48	Morgan R.	15.021	21	Wilmott A.	18.253
12	51	Andrews S.	20.974	44	Riley R.	15.069	66	Pettit D.	18.298
13	48	Morgan R.	20.995	13	Fulbrook J.	15.121	6	Wilson J.	18.388
14	30	Levett C.	21.060	31	Dehadray P.	15.136	48	Morgan R.	18.433
15	31	Dehadray P.	21.262	51	Andrews S.	15.231	9	Wyhinny P.	18.437
16	44	Riley R.	21.264	9	Wyhinny P.	15.268	12	Harberman T.	18.445
17	6	Wilson J.	21.388	96	Thompson C.	15.496	30	Levett C.	18.500
18	65	Milner C.	21.494	24	Morris P.	15.500	65	Milner C.	18.524
19	96	Thompson C.	21.499	30	Levett C.	15.504	24	Morris P.	18.541
20	12	Harberman T.	21.572	19	Chopra N.	15.599	27	Fairbrother D.	18.559
21	99	Clynes M.	21.601	65	Milner C.	15.677	96	Thompson C.	18.572
22	24	Morris P.	21.772	6	Wilson J.	15.684	99	Clynes M.	18.605
23	27	Fairbrother D.	21.781	27	Fairbrother D.	15.713	44	Riley R.	18.727
24	33	Kingsnorth R.	21.833	33	Kingsnorth R.	15.912	19	Chopra N.	18.745
25	40	Tomlinson S.	22.010	99	Clynes M.	16.053	33	Kingsnorth R.	18.912
26	19	Chopra N.	22.228	40	Tomlinson S.	16.055	40	Tomlinson S.	19.112
27	22	Fuller H.	00.000	20	Cartwright J.	00.000	22	Fuller H.	00.000
28	20	Cartwright J.	00.000	22	Fuller H.	00.000	20	Cartwright J.	00.000

# DTM Brands Hatch

Brands Hatch Indy Circuit, length 1929 m

18. - 20.05.2012

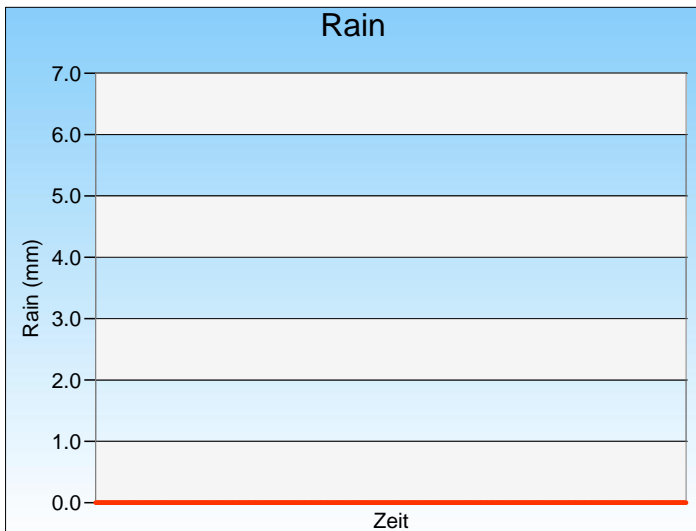
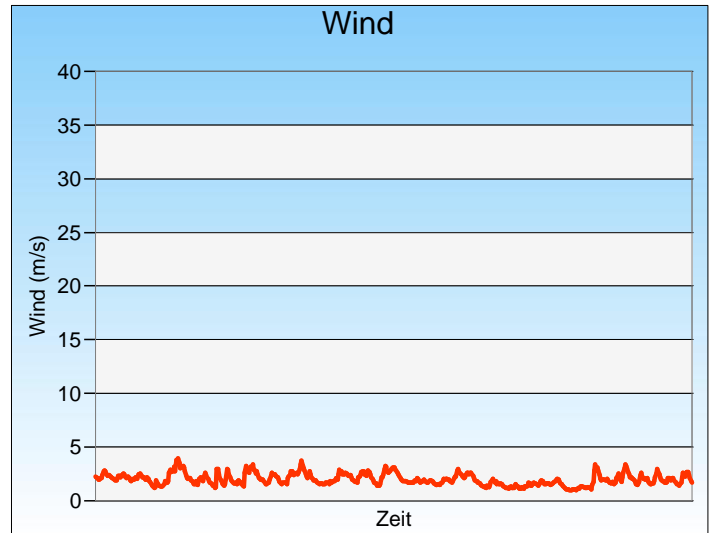
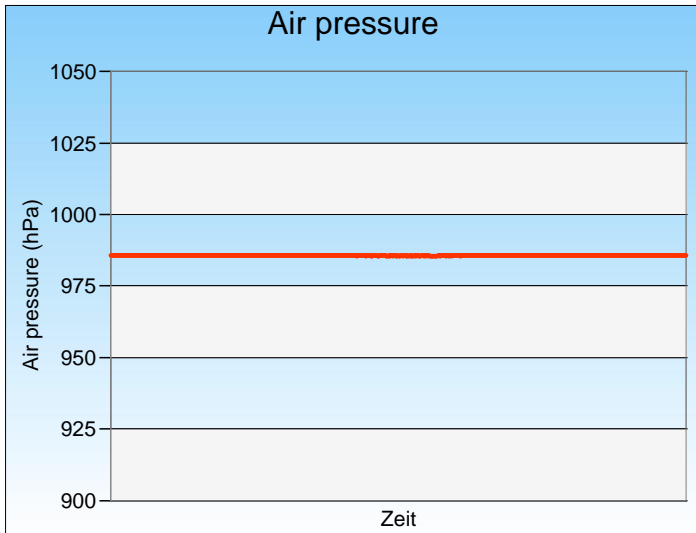
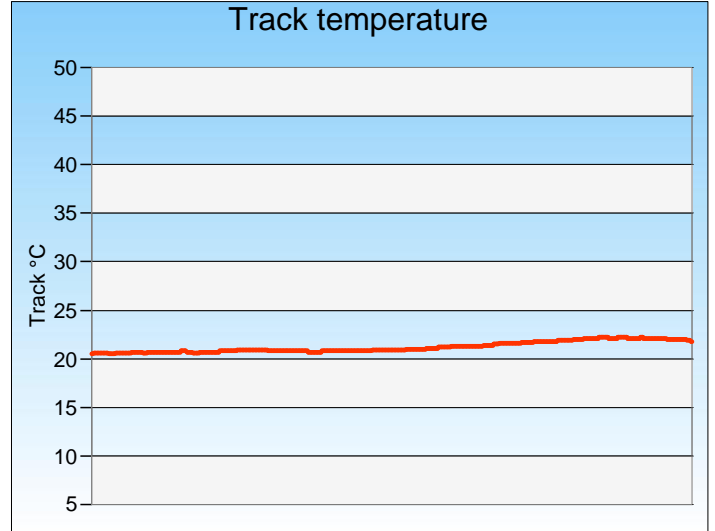
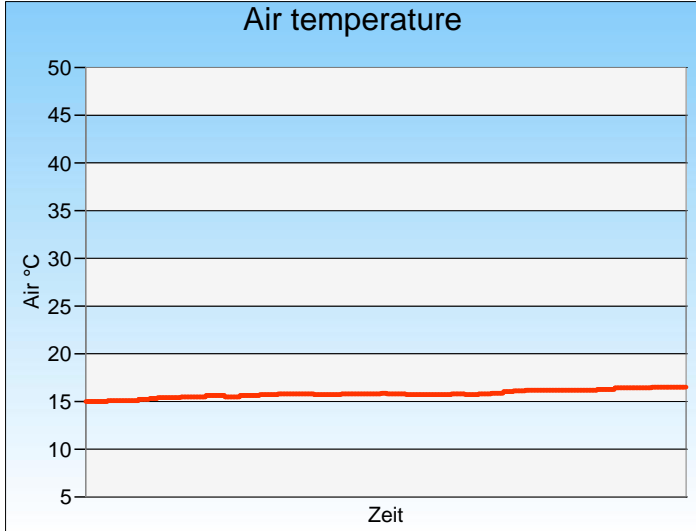
Volkswagen Racing Cup



## Weather qualifying

-Reg.No.: 71131

18.05.2012, 11:35:00 - 11:55:00



Weather:

cloudy



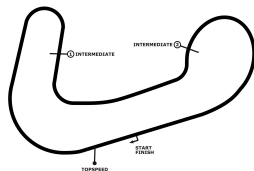
# DTM Brands Hatch

Brands Hatch Indy Circuit, length 1929 m

18. - 20.05.2012

Volkswagen Racing Cup

Result race 1, 19.05.2012



APR VOLKSWAGEN  
iRacing  
Cup 2012

-Reg.No.: 71131

Rk	No	ENTRANT/DRIVER	CAR	LAPS	TIME	GAP	INT	km/h	BEST	IN
1	69	KPM Racing <b>James Walker (GBR)</b>	Scirocco R	23	20:52.580			127.514	53.277	7
2	15	KPM Racing <b>Mike Neuhoff (GBR)</b>	Golf MK6 GTI	23	20:56.754	04.174	04.174	127.090	53.842	18
3	32	Slidesports <b>Keiran Griffin (GBR)</b>	Scirocco R	23	20:57.916	05.336	01.162	126.973	53.687	16
4	13	Warranty Direct Racing <b>Joe Fulbrook (GBR)</b>	BORA 1.8T	23	20:59.498	06.918	01.582	126.813	53.779	6
5	20	<b>Jamie Cartwright (GBR)</b>	Golf MK5 GTI	23	21:00.785	08.205	01.287	126.684	53.728	10
6	50	<b>Shaun Hollamby (GBR)</b>	Golf MK5 GTI	23	21:05.803	13.223	05.018	126.182	54.105	6
7	51	<b>Simon Andrews (GBR)</b>	Golf MK5 GTI	23	21:06.548	13.968	00.745	126.107	53.740	8
8	5	Complete Racing <b>Thomas Wilson (GBR)</b>	Golf MK5 GTI	23	21:06.977	14.397	00.429	126.065	54.012	17
9	8	AWM Motorsport <b>Aaron Mason (GBR)</b>	Golf MK5 GTI	23	21:11.035	18.455	04.058	125.662	53.655	15
10	9	Volkswagen Racing UK <b>Peter Wyhinny (GBR)</b>	Seat Cupra	23	21:12.665	20.085	01.630	125.501	54.088	14
11	48	Slidesports <b>Richard Morgan (GBR)</b>	Golf MK5 GTI	23	21:16.410	23.830	03.745	125.133	54.254	8
12	31	<b>Paul Dehadray (GBR)</b>	Golf MK5 GTI	23	21:39.051	46.471	22.641	122.952	54.664	15
13	12	<b>Tony Harberman (GBR)</b>	Beetle RSI	23	21:46.367	53.787	07.316	122.264	55.384	6
14	33	Tony Gilham Racing & Team Hard. <b>Richard Kingsnorth (GBR)</b>	Golf MK5 GTI	22	20:56.242	1 Runde	1 Runde	121.614	55.389	18
15	96	KPM Racing <b>Cameron Thompson (GBR)</b>	Golf MK5 GTI	22	21:01.067	1 Runde	04.825	121.149	55.346	10
16	6	Complete Racing <b>Jonathan Wilson (GBR)</b>	Scirocco R	22	21:01.107	1 Runde	00.040	121.145	55.926	7
17	24	KPM Racing <b>Phil Morris (GBR)</b>	Golf MK5 GTI	22	21:04.592	1 Runde	03.485	120.811	56.121	8
18	27	KPM Racing <b>David Fairbrother (GBR)</b>	Golf GTI	22	21:14.559	1 Runde	09.967	119.866	55.680	8
19	99	Slidesports <b>Mark Clynes (GBR)</b>	Golf MK5 GTI	22	21:18.296	1 Runde	03.737	119.516	56.480	7
20	44	<b>Robin Riley (GBR)</b>	Beetle RSI	22	21:18.780	1 Runde	00.484	119.471	55.854	10
21	19	Prestige Performance <b>Nikhil Chopra (GBR)</b>	Golf R32	22	21:48.950	1 Runde	30.170	116.717	56.501	18
22	40	AWM Motorsport <b>Simon Tomlinson (GBR)</b>	Golf MK5 GTI	21	20:54.520	2 Runden	1 Runde	116.246	56.286	18
<b>NOT CLASSIFIED</b>										
21		Tony Gilham Racing & Team Hard. <b>Andy Wilmott (GBR)</b>	Golf MK5 GTI	12	13:45.475	11 Runden		100.951	54.173	8
68		<b>Richard Walker (GBR)</b>	Golf MK5 GTI	8	7:24.315	15 Runden		125.036	53.900	8
65		KPM Racing <b>Craig Milner (GBR)</b>	Scirocco R	6	5:58.701	17 Runden		116.159	56.322	5
30		Slidesports <b>Chris Levett (GBR)</b>	Golf MK5 GTI	4	10:27.420	19 Runden		44.273	57.232	4
22		Tony Gilham Racing & Team Hard. <b>Howard Fuller (GBR)</b>	Golf MK5 GTI	1	6:11.437	22 Runden		18.696	00.000	
66		Dominant Racing <b>Dominic Pettit (GBR)</b>	Jetta Sport	0	00.000	23 Runden		0.000	00.000	

fastest lap: 69 Walker James 53.277 = 130.345 km/h at lap 7

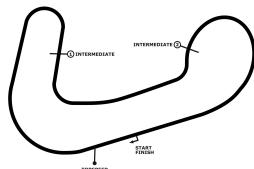
CAR # 96 - 5 SECONDS PENALTY

# DTM Brands Hatch

Brands Hatch Indy Circuit, length 1929 m

18. - 20.05.2012

Volkswagen Racing Cup



**APR VOLKSWAGEN**  
**iRacing**  
**Cup 2012**

-Reg.No.: 71131

## Lap by Lap race 1, 19.05.2012

5 Thomas Wilson , Golf MK5 GTI / GBR															
1	1:05.846	2	55.779	3	54.577	4	55.251	5	54.217	6	55.273	7	55.119	8	54.723
9	55.711	10	54.153	11	54.821	12	54.237	13	54.355	14	54.231	15	54.161	16	54.224
17	<b>54.012</b>	18	54.311	19	54.164	20	54.500	21	54.480	22	54.563	23	54.269		

6 Jonathan Wilson , Scirocco R / GBR															
1	1:12.782	2	57.151	3	56.380	4	56.819	5	56.094	6	57.171	7	<b>55.926</b>	8	56.385
9	56.766	10	56.098	11	56.322	12	56.289	13	56.223	14	56.253	15	56.175	16	56.042
17	55.983	18	56.477	19	56.433	20	56.986	21	57.818	22	58.534				

8 Aaron Mason , Golf MK5 GTI / GBR															
1	1:10.792	2	57.282	3	55.965	4	54.761	5	54.299	6	54.512	7	54.414	8	54.633
9	54.679	10	54.843	11	54.186	12	54.326	13	54.039	14	53.867	15	<b>53.655</b>	16	54.675
17	54.424	18	54.361	19	54.075	20	54.455	21	54.710	22	54.270	23	53.812		

9 Peter Wyhinny , Seat Cupra / GBR															
1	1:07.789	2	55.913	3	55.085	4	54.854	5	54.777	6	54.674	7	54.665	8	54.359
9	55.058	10	54.633	11	54.663	12	54.292	13	54.526	14	<b>54.088</b>	15	54.304	16	54.183
17	54.181	18	54.609	19	54.756	20	55.001	21	56.832	22	54.850	23	54.573		

12 Tony Harberman , Beetle RSI / GBR															
1	1:08.901	2	56.595	3	55.409	4	55.483	5	55.518	6	<b>55.384</b>	7	56.745	8	56.080
9	55.949	10	55.828	11	56.401	12	57.247	13	55.948	14	55.912	15	55.790	16	56.820
17	57.736	18	56.165	19	56.470	20	56.457	21	56.523	22	56.446	23	56.560		

13 Joe Fulbrook , BORA 1.8T / GBR															
1	1:06.524	2	55.642	3	54.169	4	54.367	5	54.079	6	<b>53.779</b>	7	54.134	8	54.123
9	54.363	10	54.288	11	54.036	12	54.542	13	54.211	14	54.084	15	54.151	16	54.002
17	53.898	18	54.609	19	54.153	20	54.203	21	53.934	22	54.201	23	54.006		

15 Mike Neuhoff , Golf MK6 GTI / GBR															
1	1:01.939	2	54.958	3	55.136	4	54.610	5	54.452	6	54.408	7	54.252	8	54.098
9	54.914	10	54.277	11	53.992	12	54.302	13	54.157	14	54.002	15	54.047	16	53.974
17	54.333	18	<b>53.842</b>	19	53.952	20	54.195	21	54.360	22	54.242	23	54.312		

19 Nikhil Chopra , Golf R32 / GBR															
1	1:16.883	2	59.885	3	58.586	4	58.770	5	57.948	6	59.217	7	58.227	8	1:19.668
9	57.317	10	56.730	11	57.129	12	57.220	13	56.818	14	56.900	15	57.742	16	59.130
17	57.361	18	<b>56.501</b>	19	56.798	20	56.516	21	56.647	22	56.957				

20 Jamie Cartwright , Golf MK5 GTI / GBR															
1	1:06.142	2	55.994	3	54.988	4	54.749	5	54.182	6	54.436	7	53.980	8	53.896
9	54.299	10	<b>53.728</b>	11	54.049	12	54.328	13	54.374	14	53.936	15	53.818	16	54.111
17	54.104	18	54.436	19	53.999	20	54.102	21	54.062	22	54.373	23	54.699		

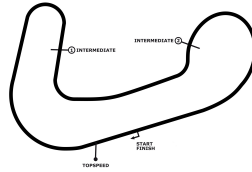
21 Andy Wilmott , Golf MK5 GTI / GBR															
1	1:08.758	2	55.097	3	55.122	4	55.080	5	54.685	6	54.395	7	54.943	8	<b>54.173</b>
9	55.423	10	54.625	11	54.845	pit	3:28.329								

# DTM Brands Hatch

Brands Hatch Indy Circuit, length 1929 m

18. - 20.05.2012

Volkswagen Racing Cup



APR VOLKSWAGEN  
**iRacing  
Cup 2012**

-Reg.No.: 71131

## Lap by Lap race 1, 19.05.2012

<b>22 Howard Fuller , Golf MK5 GTI / GBR</b>													
pit	6:11.437												

<b>24 Phil Morris , Golf MK5 GTI / GBR</b>															
1	1:13.348	2	57.630	3	56.518	4	57.007	5	56.675	6	56.664	7	56.534	8	<b>56.121</b>
9	56.640	10	56.458	11	56.360	12	56.426	13	57.842	14	56.328	15	56.268	16	56.600
17	56.351	18	56.907	19	56.827	20	57.040	21	57.454	22	56.594				

<b>27 David Fairbrother , Golf GTI / GBR</b>															
1	1:16.022	2	58.404	3	57.336	4	56.732	5	56.431	6	56.131	7	56.697	8	<b>55.680</b>
9	57.757	10	56.827	11	57.445	12	56.760	13	56.745	14	56.942	15	58.685	16	56.772
17	58.024	18	57.008	19	57.546	20	56.893	21	56.949	22	56.773				

<b>30 Chris Levett , Golf MK5 GTI / GBR</b>														
pit	7:15.679	2	1:16.126	3	58.383	4	<b>57.232</b>							

<b>31 Paul Dehadray , Golf MK5 GTI / GBR</b>															
1	1:10.384	2	58.249	3	56.656	4	56.347	5	56.141	6	56.023	7	56.039	8	56.272
9	55.741	10	55.353	11	56.112	12	55.258	13	55.417	14	54.848	15	<b>54.664</b>	16	55.978
17	56.529	18	55.228	19	55.467	20	55.179	21	55.622	22	55.638	23	55.906		

<b>32 Keiran Griffin , Scirocco R / GBR</b>															
1	1:04.930	2	54.757	3	54.458	4	54.852	5	53.922	6	54.115	7	54.079	8	53.730
9	54.096	10	54.397	11	54.092	12	54.202	13	54.149	14	54.033	15	54.155	16	<b>53.687</b>
17	54.356	18	54.175	19	54.029	20	54.253	21	54.451	22	54.551	23	54.447		

<b>33 Richard Kingsnorth , Golf MK5 GTI / GBR</b>															
1	1:14.704	2	58.328	3	57.698	4	57.525	5	56.127	6	56.307	7	56.397	8	55.816
9	55.839	10	55.818	11	56.066	12	56.128	13	56.703	14	55.902	15	55.780	16	56.015
17	55.573	18	<b>55.389</b>	19	55.955	20	57.036	21	55.705	22	55.431				

<b>40 Simon Tomlinson , Golf MK5 GTI / GBR</b>															
1	1:15.688	2	1:00.628	3	58.494	4	59.226	5	58.733	6	57.974	7	58.304	8	1:03.678
9	1:02.222	10	1:01.494	11	1:01.256	12	58.298	13	57.222	14	57.151	15	57.817	16	59.969
17	58.644	18	<b>56.286</b>	19	56.897	20	56.750	21	57.789						

<b>44 Robin Riley , Beetle RSI / GBR</b>															
1	1:14.504	2	59.706	3	58.536	4	56.553	5	56.187	6	56.348	7	56.989	8	57.966
9	56.277	10	<b>55.854</b>	11	58.139	12	57.325	13	57.398	14	57.395	15	56.673	16	57.341
17	57.535	18	57.812	19	57.578	20	58.332	21	56.881	22	57.451				

<b>48 Richard Morgan , Golf MK5 GTI / GBR</b>															
1	1:09.002	2	55.828	3	54.793	4	54.723	5	55.334	6	54.392	7	54.640	8	<b>54.254</b>
9	55.366	10	54.408	11	54.647	12	54.797	13	54.625	14	54.651	15	54.530	16	55.672
17	54.917	18	54.719	19	54.818	20	54.674	21	55.182	22	55.516	23	54.922		

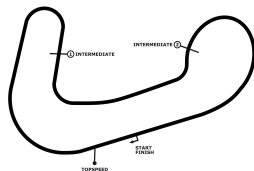
<b>50 Shaun Hollamby , Golf MK5 GTI / GBR</b>															
1	1:04.500	2	54.729	3	54.539	4	54.358	5	54.655	6	<b>54.105</b>	7	54.881	8	54.155
9	54.723	10	54.444	11	54.189	12	54.968	13	54.458	14	54.613	15	54.394	16	54.510
17	54.468	18	54.606	19	55.933	20	55.012	21	54.726	22	54.601	23	54.236		

# DTM Brands Hatch

Brands Hatch Indy Circuit, length 1929 m

18. - 20.05.2012

Volkswagen Racing Cup



-Reg.No.: 71131

## Lap by Lap race 1, 19.05.2012

51 Simon Andrews , Golf MK5 GTI / GBR															
1	1:07.132	2	55.704	3	55.212	4	54.558	5	53.885	6	54.407	7	54.267	8	<b>53.740</b>
9	54.701	10	54.126	11	54.799	12	54.517	13	54.176	14	54.325	15	54.169	16	54.232
17	54.147	18	54.373	19	54.948	20	54.953	21	55.121	22	54.292	23	54.764		

65 Craig Milner , Scirocco R / GBR															
1	1:11.632	2	57.359	3	56.847	4	56.346	5	<b>56.322</b>	6	1:00.195				

68 Richard Walker , Golf MK5 GTI / GBR															
1	1:03.942	2	54.776	3	54.349	4	54.450	5	54.192	6	54.404	7	54.302	8	<b>53.900</b>

69 James Walker , Scirocco R / GBR															
1	1:05.654	2	54.927	3	53.896	4	54.091	5	54.057	6	53.311	7	<b>53.277</b>	8	53.419
9	53.555	10	53.730	11	53.621	12	53.493	13	53.810	14	53.736	15	53.993	16	54.032
17	53.708	18	54.003	19	53.969	20	54.272	21	55.141	22	54.347	23	54.538		

96 Cameron Thompson , Golf MK5 GTI / GBR															
1	1:09.375	2	58.227	3	56.869	4	56.915	5	56.019	6	56.197	7	56.066	8	56.269
9	55.704	10	55.346	11	57.182	12	56.197	13	56.752	14	56.537	15	57.106	16	56.801
17	57.106	18	56.344	19	56.434	20	56.531	21	55.666	22	<b>03.080</b>				

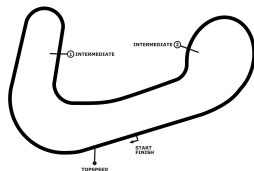
99 Mark Clynes , Golf MK5 GTI / GBR															
1	1:13.852	2	58.244	3	56.924	4	56.907	5	56.858	6	56.749	7	<b>56.480</b>	8	56.881
9	57.845	10	57.283	11	58.660	12	57.352	13	57.132	14	57.502	15	56.707	16	57.385
17	57.247	18	57.970	19	57.788	20	58.249	21	56.966	22	57.315				

# DTM Brands Hatch

Brands Hatch Indy Circuit, length 1929 m

18. - 20.05.2012

Volkswagen Racing Cup



## Lap Analysis race 1, 19.05.2012

-Reg.No.: 71131

### 5 Thomas Wilson , Golf MK5 GTI / GBR

theoretical besttime: 53.918

Lap	Time	S1	V1	S2	V2	S3	V3	Vmax	Lap	Time	S1	V1	S2	V2	S3	V3	Vmax
1	1:05.846	30.903	111	15.839	133	19.104	174		13	54.355	20.956	114	15.042	138	18.357	174	180
2	55.779	21.735	112	15.613	132	18.431	174	173	14	54.231	20.844	113	15.070	140	18.317	175	180
3	54.577	21.079	112	15.239	137	18.259	175	180	15	54.161	20.938	113	14.946	138	18.277	174	181
4	55.251	21.470	112	15.527	133	18.254	175	179	16	54.224	20.853	112	14.983	138	18.388	173	181
5	54.217	20.950	111	14.940	139	18.327	174	<b>182</b>	17	<b>54.012</b>	20.818	114	<b>14.928</b>	138	18.266	175	180
6	55.273	20.978	113	15.667	125	18.628	174	181	18	54.311	20.909	110	15.080	137	18.322	175	181
7	55.119	21.558	112	15.185	133	18.376	175	178	19	54.164	<b>20.815</b>	113	15.041	139	18.308	175	181
8	54.723	20.922	112	15.069	137	18.732	175	181	20	54.500	20.927	112	15.170	130	18.403	175	181
9	55.711	21.534	103	15.727	136	18.450	174	181	21	54.480	21.041	110	15.202	134	18.237	175	181
10	54.153	21.028	112	14.950	<b>140</b>	<b>18.175</b>	175	180	22	54.563	21.082	110	15.039	136	18.442	175	181
11	54.821	21.090	114	15.050	133	18.681	173	180	23	54.269	20.995	112	14.990	137	18.284	<b>177</b>	181
12	54.237	20.946	<b>115</b>	15.058	137	18.233	175	180									

### 6 Jonathan Wilson , Scirocco R / GBR

theoretical besttime: 55.602

Lap	Time	S1	V1	S2	V2	S3	V3	Vmax	Lap	Time	S1	V1	S2	V2	S3	V3	Vmax
1	1:12.782	33.520	107	17.604	110	21.658	175		12	56.289	21.832	115	15.829	127	18.628	179	171
2	57.151	22.101	115	16.316	119	18.734	<b>180</b>	165	13	56.223	21.759	116	15.820	126	18.644	179	167
3	56.380	21.743	114	16.043	123	18.594	180	167	14	56.253	21.753	113	15.990	126	18.510	179	167
4	56.819	21.995	115	16.127	127	18.697	179	160	15	56.175	21.706	114	15.872	<b>130</b>	18.597	179	<b>173</b>
5	56.094	21.648	<b>116</b>	15.854	122	18.592	180	172	16	56.042	<b>21.557</b>	116	15.858	126	18.627	179	172
6	57.171	21.642	116	16.492	115	19.037	178	163	17	55.983	21.713	115	15.720	129	18.550	177	169
7	<b>55.926</b>	21.694	116	15.770	127	<b>18.462</b>	179	161	18	56.477	21.951	114	16.027	125	18.499	179	151
8	56.385	21.957	114	15.885	128	18.543	179	172	19	56.433	21.980	115	15.772	120	18.681	163	160
9	56.766	22.020	116	16.121	127	18.625	178	169	20	56.986	22.806	116	<b>15.583</b>	128	18.597	180	157
10	56.098	21.716	116	15.809	128	18.573	179	170	21	57.818	22.230	112	16.185	127	19.403	173	171
11	56.322	22.093	114	15.686	129	18.543	179	167	22	58.534	22.391	116	17.315	109	18.828	180	160

### 8 Aaron Mason , Golf MK5 GTI / GBR

theoretical besttime: 53.431

Lap	Time	S1	V1	S2	V2	S3	V3	Vmax	Lap	Time	S1	V1	S2	V2	S3	V3	Vmax
1	1:10.792	34.298	110	17.010	116	19.484	173		13	54.039	20.653	112	15.038	131	18.348	174	182
2	57.282	21.998	112	16.355	124	18.929	172	171	14	53.867	<b>20.451</b>	112	15.070	131	18.346	174	183
3	55.965	21.941	112	15.256	127	18.768	172	174	15	<b>53.655</b>	20.463	112	15.130	133	<b>18.062</b>	<b>177</b>	<b>184</b>
4	54.761	21.102	112	15.233	129	18.426	173	179	16	54.675	21.026	111	15.126	<b>136</b>	18.523	174	183
5	54.299	20.857	112	15.181	132	18.261	174	181	17	54.424	20.733	114	15.239	132	18.452	174	182
6	54.512	20.787	<b>114</b>	15.374	128	18.351	175	182	18	54.361	20.917	112	15.110	131	18.334	174	181
7	54.414	21.015	113	15.193	130	18.206	174	182	19	54.075	20.735	113	15.120	135	18.220	175	182
8	54.633	20.947	112	15.243	126	18.443	173	181	20	54.455	20.977	110	15.245	133	18.233	175	182
9	54.679	20.826	112	15.218	126	18.635	174	182	21	54.710	20.782	113	15.421	123	18.507	174	183
10	54.843	20.821	114	15.391	125	18.631	174	181	22	54.270	20.678	114	15.138	128	18.454	174	180
11	54.186	20.802	112	15.024	130	18.360	174	183	23	53.812	20.690	114	<b>14.918</b>	135	18.204	174	182
12	54.326	20.816	113	15.140	131	18.370	174	182									

### 9 Peter Wyhinny , Seat Cupra / GBR

theoretical besttime: 53.850

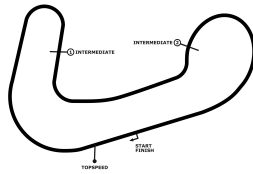
Lap	Time	S1	V1	S2	V2	S3	V3	Vmax	Lap	Time	S1	V1	S2	V2	S3	V3	Vmax
1	1:07.789	31.891	107	17.015	116	18.883	173		13	54.526	20.631	114	15.224	131	18.671	171	180
2	55.913	21.233	<b>115</b>	15.941	127	18.739	<b>174</b>	173	14	<b>54.088</b>	<b>20.549</b>	113	15.135	135	18.404	172	180
3	55.085	20.753	115	15.557	129	18.775	174	181	15	54.304	20.719	110	15.157	134	18.428	172	181
4	54.854	20.798	114	15.657	131	18.399	173	<b>183</b>	16	54.183	20.578	113	15.090	136	18.515	171	181
5	54.777	20.856	112	15.369	133	18.552	173	183	17	54.181	20.655	113	<b>14.959</b>	<b>137</b>	18.567	171	180
6	54.674	20.871	111	15.176	136	18.627	171	182	18	54.609	20.790	107	15.315	135	18.504	171	181
7	54.665	20.911	114	15.281	136	18.473	172	178	19	54.756	20.964	112	15.332	133	18.460	171	178
8	54.359	20.671	112	15.346	134	<b>18.342</b>	173	181	20	55.001	21.063	112	15.357	132	18.581	173	181
9	55.058	21.007	112	15.606	127	18.445	171	182	21	56.832	22.049	112	15.758	125	19.025	171	175
10	54.633	21.045	112	15.106	135	18.482	172	180	22	54.850	21.221	112	15.166	135	18.463	173	180
11	54.663	20.792	113	15.208	136	18.663	171	181	23	54.573	20.843	114	15.135	135	18.595	170	181
12	54.292	20.580	114	15.252	133	18.460	171	180									

# DTM Brands Hatch

Brands Hatch Indy Circuit, length 1929 m

18. - 20.05.2012

Volkswagen Racing Cup



## Lap Analysis race 1, 19.05.2012

-Reg.No.: 71131

### 12 Tony Harberman , Beetle RSI / GBR

theoretical besttime: 55.101

Lap	Time	S1	V1	S2	V2	S3	V3	Vmax	Lap	Time	S1	V1	S2	V2	S3	V3	Vmax
1	1:08.901	32.452	108	16.825	116	19.624	169		13	55.948	21.992	110	15.238	127	18.718	173	169
2	56.595	22.278	110	15.684	126	18.633	<b>177</b>	149	14	55.912	22.101	110	15.074	133	18.737	174	164
3	55.409	<b>21.507</b>	<b>112</b>	15.285	133	18.617	174	172	15	55.790	22.082	110	15.147	130	<b>18.561</b>	172	169
4	55.483	21.707	109	15.126	<b>134</b>	18.650	175	171	16	56.820	22.590	109	15.432	124	18.798	175	165
5	55.518	21.789	109	15.090	132	18.639	175	175	17	57.736	22.562	109	15.774	114	19.400	173	157
6	<b>55.384</b>	21.749	110	<b>15.033</b>	130	18.602	176	171	18	56.165	22.007	109	15.243	133	18.915	173	<b>177</b>
7	56.745	21.952	111	15.278	124	19.515	167	173	19	56.470	22.212	109	15.203	127	19.055	169	171
8	56.080	21.863	111	15.272	126	18.945	174	166	20	56.457	22.358	110	15.184	128	18.915	173	168
9	55.949	22.104	108	15.199	126	18.646	174	173	21	56.523	22.415	110	15.239	130	18.869	174	167
10	55.828	21.934	110	15.176	125	18.718	173	158	22	56.446	22.276	109	15.337	126	18.833	170	169
11	56.401	22.186	110	15.499	129	18.716	176	166	23	56.560	22.250	109	15.355	128	18.955	173	171
12	57.247	22.717	110	15.661	123	18.869	173	161									

### 13 Joe Fulbrook , BORA 1.8T / GBR

theoretical besttime: 53.710

Lap	Time	S1	V1	S2	V2	S3	V3	Vmax	Lap	Time	S1	V1	S2	V2	S3	V3	Vmax
1	1:06.524	31.441	104	16.356	126	18.727	176		13	54.211	20.715	111	15.146	134	18.350	176	187
2	55.642	21.534	110	15.773	128	18.335	<b>179</b>	176	14	54.084	20.877	111	15.053	136	18.154	178	186
3	54.169	20.924	<b>113</b>	15.085	135	18.160	179	<b>188</b>	15	54.151	20.818	112	15.152	135	18.181	178	186
4	54.367	20.937	112	15.320	137	18.110	176	187	16	54.002	20.738	111	15.096	136	18.168	178	186
5	54.079	20.717	111	15.300	<b>138</b>	18.062	177	183	17	53.898	<b>20.635</b>	112	<b>15.028</b>	136	18.235	178	186
6	<b>53.779</b>	20.672	112	15.060	138	<b>18.047</b>	177	185	18	54.609	20.772	110	15.371	126	18.466	176	186
7	54.134	20.730	111	15.195	134	18.209	178	186	19	54.153	20.654	110	15.179	136	18.320	177	185
8	54.123	20.695	112	15.154	134	18.274	177	186	20	54.203	20.731	110	15.188	136	18.284	178	186
9	54.363	20.924	111	15.205	133	18.234	178	184	21	53.934	20.703	112	15.129	133	18.102	177	186
10	54.288	20.793	113	15.264	134	18.231	177	183	22	54.201	20.975	111	15.107	134	18.119	178	187
11	54.036	20.840	111	15.088	134	18.108	177	185	23	54.006	20.639	112	15.202	136	18.165	178	187
12	54.542	21.076	110	15.342	136	18.124	177	185									

### 15 Mike Neuhoff , Golf MK6 GTI / GBR

theoretical besttime: 53.715

Lap	Time	S1	V1	S2	V2	S3	V3	Vmax	Lap	Time	S1	V1	S2	V2	S3	V3	Vmax
1	1:01.939	27.820	111	15.542	126	18.577	173		13	54.157	21.082	113	14.881	132	18.194	176	185
2	54.958	21.226	111	15.369	130	18.363	177	179	14	54.002	20.930	112	14.884	132	18.188	176	185
3	55.136	21.355	112	15.415	128	18.366	175	184	15	54.047	20.946	111	14.939	131	18.162	177	186
4	54.610	21.361	110	14.986	131	18.263	178	180	16	53.974	20.875	110	15.049	133	<b>18.050</b>	181	186
5	54.452	21.159	111	15.023	132	18.270	174	186	17	54.333	20.867	114	15.236	125	18.230	180	189
6	54.408	21.216	112	15.003	130	18.189	178	184	18	<b>53.842</b>	<b>20.833</b>	111	<b>14.832</b>	133	18.177	179	<b>190</b>
7	54.252	21.041	114	15.023	128	18.188	181	187	19	53.952	20.862	111	14.946	133	18.144	175	188
8	54.098	20.858	112	15.025	132	18.215	167	189	20	54.195	21.021	112	15.070	133	18.104	179	184
9	54.914	21.704	<b>116</b>	14.968	131	18.242	174	176	21	54.360	21.190	110	14.992	<b>134</b>	18.178	180	187
10	54.277	20.946	113	15.048	129	18.283	174	185	22	54.242	20.973	111	15.047	130	18.222	175	189
11	53.992	20.912	113	14.915	133	18.165	176	184	23	54.312	21.185	108	15.020	132	18.107	<b>182</b>	184
12	54.302	20.999	112	15.018	132	18.285	175	185									

### 19 Nikhil Chopra , Golf R32 / GBR

theoretical besttime: 56.287

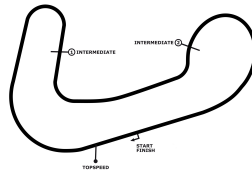
Lap	Time	S1	V1	S2	V2	S3	V3	Vmax	Lap	Time	S1	V1	S2	V2	S3	V3	Vmax
1	1:16.883	37.314	103	18.467	100	21.102	171		12	57.220	22.645	109	15.778	129	18.797	175	164
2	59.885	23.758	110	16.421	122	19.706	174	141	13	56.818	22.233	108	15.464	130	19.121	172	161
3	58.586	23.326	108	16.129	125	19.131	173	141	14	56.900	22.184	110	15.636	130	19.080	171	162
4	58.770	23.182	110	16.226	122	19.362	172	139	15	57.742	23.427	109	15.534	127	18.781	<b>176</b>	164
5	57.948	23.256	110	15.752	123	18.940	173	154	16	59.130	23.715	100	15.943	116	19.472	174	160
6	59.217	25.013	102	15.521	<b>132</b>	<b>18.683</b>	174	162	17	57.361	22.939	107	15.626	130	18.796	175	<b>179</b>
7	58.227	22.419	104	16.117	119	19.691	173	160	18	<b>56.501</b>	22.211	107	15.557	131	18.733	169	168
8	1:19.668	22.683	109	16.433	107	40.552	172	146	19	56.798	22.547	111	<b>15.442</b>	132	18.809	173	160
9	57.317	22.575	<b>112</b>	15.480	129	19.262	175	151	20	56.516	<b>22.162</b>	112	15.615	127	18.739	174	171
10	56.730	22.462	108	15.500	132	18.768	173	156	21	56.647	22.267	110	15.557	129	18.823	175	161
11	57.129	22.379	109	15.711	131	19.039	174	165	22	56.957	22.244	108	15.634	127	19.079	163	157

# DTM Brands Hatch

Brands Hatch Indy Circuit, length 1929 m

18. - 20.05.2012

Volkswagen Racing Cup



-Reg.No.: 71131

## Lap Analysis race 1, 19.05.2012

### 20 Jamie Cartwright , Golf MK5 GTI / GBR

theoretical besttime: 53.666

Lap	Time	S1	V1	S2	V2	S3	V3	Vmax	Lap	Time	S1	V1	S2	V2	S3	V3	Vmax
1	1:06.142	30.793	112	16.483	129	18.866	176		13	54.374	20.923	114	15.131	136	18.320	175	184
2	55.994	21.718	112	15.800	131	18.476	174	167	14	53.936	20.796	116	14.920	134	18.220	175	183
3	54.988	21.246	115	15.422	132	18.320	173	171	15	53.818	20.804	115	<b>14.881</b>	136	18.133	175	184
4	54.749	20.920	115	15.561	129	18.268	176	176	16	54.111	21.023	112	14.972	<b>138</b>	18.116	176	182
5	54.182	20.775	116	15.184	135	18.223	176	179	17	54.104	20.897	114	14.928	136	18.279	174	184
6	54.436	20.753	116	15.349	128	18.334	175	178	18	54.436	20.765	115	15.311	121	18.360	<b>177</b>	183
7	53.980	20.772	116	15.005	137	18.203	175	181	19	53.999	20.872	114	14.917	135	18.210	175	183
8	53.896	20.835	116	14.890	137	18.171	174	183	20	54.102	20.938	115	15.005	135	18.159	175	182
9	54.299	21.191	116	14.897	136	18.211	176	179	21	54.062	20.844	<b>117</b>	15.047	134	18.171	175	180
10	<b>53.728</b>	<b>20.695</b>	116	14.943	132	<b>18.090</b>	176	<b>184</b>	22	54.373	20.997	116	15.056	131	18.320	173	183
11	54.049	20.891	116	15.022	136	18.136	175	183	23	54.699	20.974	111	15.224	125	18.501	159	181
12	54.328	20.934	114	15.143	134	18.251	175	182									

### 21 Andy Wilmott , Golf MK5 GTI / GBR

theoretical besttime: 54.050

Lap	Time	S1	V1	S2	V2	S3	V3	Vmax	Lap	Time	S1	V1	S2	V2	S3	V3	Vmax
1	1:08.758	31.812	106	17.160	110	19.786	171		7	54.943	21.463	114	15.145	132	18.335	174	176
2	55.097	21.110	<b>114</b>	15.559	131	18.428	176	170	8	<b>54.173</b>	20.791	113	15.177	<b>136</b>	<b>18.205</b>	<b>177</b>	180
3	55.122	21.089	113	15.551	133	18.482	172	176	9	55.423	21.211	112	15.623	120	18.589	174	178
4	55.080	21.125	112	15.436	131	18.519	175	176	10	54.625	21.159	110	<b>15.075</b>	135	18.391	177	175
5	54.685	20.854	113	15.308	133	18.523	175	<b>180</b>	11	54.845	21.074	113	15.244	136	18.527	177	179
6	54.395	<b>20.770</b>	114	15.212	133	18.413	176	179	12	3:28.329	21.035	110	15.227	133			178

### 22 Howard Fuller , Golf MK5 GTI / GBR

theoretical besttime:

Lap	Time	S1	V1	S2	V2	S3	V3	Vmax	Lap	Time	S1	V1	S2	V2	S3	V3	Vmax
1	6:11.437	28.797	<b>112</b>	<b>15.623</b>	<b>129</b>												

### 24 Phil Morris , Golf MK5 GTI / GBR

theoretical besttime: 55.805

Lap	Time	S1	V1	S2	V2	S3	V3	Vmax	Lap	Time	S1	V1	S2	V2	S3	V3	Vmax
1	1:13.348	34.247	107	18.201	108	20.900	171		12	56.426	22.226	110	15.643	127	18.557	177	169
2	57.630	22.657	113	16.048	121	18.925	178	158	13	57.842	22.463	112	16.526	110	18.853	178	161
3	56.518	22.019	112	15.808	126	18.691	<b>179</b>	165	14	56.328	21.932	113	15.640	117	18.756	177	166
4	57.007	22.223	111	15.928	123	18.856	178	164	15	56.268	22.121	111	15.567	125	18.580	177	164
5	56.675	22.054	112	15.949	125	18.672	178	164	16	56.600	22.126	110	15.743	122	18.731	176	168
6	56.664	22.113	113	15.878	122	18.673	178	161	17	56.351	21.826	113	15.588	<b>128</b>	18.937	151	<b>173</b>
7	56.534	22.218	112	15.740	126	18.576	177	158	18	56.907	22.443	114	15.786	122	18.678	177	141
8	<b>56.121</b>	<b>21.793</b>	114	15.654	126	18.674	177	165	19	56.827	22.290	111	15.680	126	18.857	172	168
9	56.640	22.093	114	15.892	124	18.655	178	165	20	57.040	23.028	113	<b>15.515</b>	126	<b>18.497</b>	177	150
10	56.458	22.130	<b>115</b>	15.690	125	18.638	177	169	21	57.454	22.997	113	15.794	121	18.663	178	156
11	56.360	21.978	114	15.694	126	18.688	177	171	22	56.594	22.034	110	15.921	121	18.639	165	169

### 27 David Fairbrother , Golf GTI / GBR

theoretical besttime: 55.549

Lap	Time	S1	V1	S2	V2	S3	V3	Vmax	Lap	Time	S1	V1	S2	V2	S3	V3	Vmax
1	1:16.022	36.907	110	18.438	101	20.677	176		12	56.760	22.177	113	15.990	118	18.593	174	158
2	58.404	23.035	113	16.397	117	18.972	171	154	13	56.745	22.000	114	15.844	119	18.901	175	156
3	57.336	22.809	113	15.938	121	18.589	<b>177</b>	163	14	56.942	22.096	112	16.183	117	18.663	174	157
4	56.732	21.940	<b>114</b>	15.962	121	18.830	177	170	15	58.685	22.430	111	17.383	120	18.872	174	154
5	56.431	21.905	113	15.939	117	18.587	177	162	16	56.772	21.980	111	15.929	118	18.863	173	167
6	56.131	<b>21.592</b>	111	15.935	122	18.604	177	171	17	58.024	22.813	114	15.946	118	19.265	173	150
7	56.697	22.122	111	16.006	119	18.569	177	159	18	57.008	22.402	113	15.895	122	18.711	175	162
8	<b>55.680</b>	21.638	113	15.727	<b>123</b>	<b>18.315</b>	177	172	19	57.546	22.730	114	15.755	123	19.061	173	165
9	57.757	22.672	113	16.067	121	19.018	168	<b>173</b>	20	56.893	22.239	111	15.899	121	18.755	174	159
10	56.827	22.181	114	16.049	119	18.597	173	167	21	56.949	21.926	113	<b>15.642</b>	121	19.381	172	161
11	57.445	22.654	113	16.058	119	18.733	174	160	22	56.773	22.300	113	15.793	121	18.680	175	167

### 30 Chris Levett , Golf MK5 GTI / GBR

theoretical besttime: 57.216

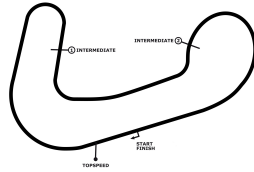
Lap	Time	S1	V1	S2	V2	S3	V3	Vmax	Lap	Time	S1	V1	S2	V2	S3	V3	Vmax
1	7:15.679	35.954	103	20.813	75				3	58.383	22.917	<b>115</b>	<b>16.235</b>	<b>121</b>	19.231	<b>176</b>	150
2	1:16.126	36.235	112	18.825	101	21.066	175		4	<b>57.232</b>	<b>21.829</b>	115	16.251	121	<b>19.152</b>	175	<b>175</b>

# DTM Brands Hatch

Brands Hatch Indy Circuit, length 1929 m

18. - 20.05.2012

Volkswagen Racing Cup



## Lap Analysis race 1, 19.05.2012

-Reg.No.: 71131

### 31 Paul Dehadray , Golf MK5 GTI / GBR

theoretical besttime: 54.633

Lap	Time	S1	V1	S2	V2	S3	V3	Vmax	Lap	Time	S1	V1	S2	V2	S3	V3	Vmax
1	1:10.384	33.200	108	17.300	104	19.884	176		13	55.417	21.491	112	15.329	128	18.597	177	176
2	58.249	22.224	112	17.103	113	18.922	<b>178</b>	166	14	54.848	21.267	112	<b>15.218</b>	130	18.363	178	178
3	56.656	22.109	112	15.821	122	18.726	178	169	15	<b>54.664</b>	<b>21.223</b>	113	15.249	128	<b>18.192</b>	178	<b>180</b>
4	56.347	21.869	<b>113</b>	15.833	122	18.645	178	174	16	55.978	21.786	112	15.487	122	18.705	176	171
5	56.141	21.872	112	15.656	117	18.613	178	164	17	56.529	22.052	105	15.860	122	18.617	175	175
6	56.023	21.893	112	15.741	128	18.389	176	174	18	55.228	21.400	110	15.441	129	18.387	176	173
7	56.039	21.891	112	15.725	125	18.423	177	161	19	55.467	21.710	111	15.282	129	18.475	176	170
8	56.272	22.021	111	16.002	128	18.249	176	160	20	55.179	21.497	111	15.230	128	18.452	176	167
9	55.741	21.784	110	15.506	126	18.451	176	157	21	55.622	21.611	111	15.553	127	18.458	176	166
10	55.353	21.629	111	15.395	125	18.329	177	162	22	55.638	21.630	112	15.397	127	18.611	176	171
11	56.112	21.882	106	15.837	126	18.393	176	166	23	55.906	21.746	109	15.516	125	18.644	177	173
12	55.258	21.675	112	15.219	<b>132</b>	18.364	176	171									

### 32 Keiran Griffin , Scirocco R / GBR

theoretical besttime: 53.337

Lap	Time	S1	V1	S2	V2	S3	V3	Vmax	Lap	Time	S1	V1	S2	V2	S3	V3	Vmax
1	1:04.930	30.097	115	15.902	123	18.931	177		13	54.149	21.091	117	15.127	130	17.931	180	176
2	54.757	21.249	114	15.459	128	18.049	180	172	14	54.033	20.916	116	15.082	133	18.035	180	180
3	54.458	20.934	<b>118</b>	15.358	125	18.166	180	178	15	54.155	20.978	116	15.123	131	18.054	180	178
4	54.852	21.500	115	15.338	130	18.014	180	180	16	<b>53.687</b>	20.871	115	<b>14.906</b>	<b>134</b>	17.910	179	180
5	53.922	20.979	116	15.189	132	<b>17.754</b>	182	177	17	54.356	20.962	115	15.351	128	18.043	179	174
6	54.115	20.966	114	15.137	129	18.012	180	176	18	54.175	21.014	115	15.146	130	18.015	179	182
7	54.079	20.834	117	15.287	124	17.958	180	183	19	54.029	20.931	114	15.083	131	18.015	180	181
8	53.730	<b>20.677</b>	116	15.104	132	17.949	180	<b>185</b>	20	54.253	20.935	114	15.330	129	17.988	182	178
9	54.096	21.082	113	15.123	131	17.891	180	181	21	54.451	21.279	115	15.077	129	18.095	<b>183</b>	176
10	54.397	21.041	117	15.327	128	18.029	180	170	22	54.551	21.000	113	15.395	125	18.156	182	180
11	54.092	20.910	116	15.062	129	18.120	179	180	23	54.447	21.095	113	15.246	126	18.106	177	171
12	54.202	20.955	116	15.213	129	18.034	181	176									

### 33 Richard Kingsnorth , Golf MK5 GTI / GBR

theoretical besttime: 54.869

Lap	Time	S1	V1	S2	V2	S3	V3	Vmax	Lap	Time	S1	V1	S2	V2	S3	V3	Vmax
1	1:14.704	36.434	104	17.323	108	20.947	169		12	56.128	21.963	113	15.622	125	18.543	174	173
2	58.328	22.842	115	16.226	121	19.260	172	153	13	56.703	22.329	116	15.695	121	18.679	171	169
3	57.698	22.175	114	16.328	117	19.195	173	164	14	55.902	21.503	115	15.580	126	18.819	171	168
4	57.525	22.459	116	16.070	125	18.996	170	155	15	55.780	21.522	114	15.470	124	18.788	171	170
5	56.127	21.475	<b>117</b>	15.960	124	18.692	171	171	16	56.015	21.511	115	15.683	124	18.821	171	171
6	56.307	21.544	115	15.974	126	18.789	172	167	17	55.573	21.547	114	15.499	127	18.527	173	168
7	56.397	21.699	114	15.973	124	18.725	173	162	18	<b>55.389</b>	21.283	115	15.691	125	18.415	175	172
8	55.816	<b>21.208</b>	117	15.889	118	18.719	<b>175</b>	<b>175</b>	19	55.955	21.490	114	15.791	123	18.674	173	167
9	55.839	21.972	115	<b>15.315</b>	128	18.552	174	174	20	57.036	22.844	117	15.634	126	18.558	175	159
10	55.818	21.512	116	15.699	125	18.607	172	171	21	55.705	21.698	106	15.661	<b>129</b>	<b>18.346</b>	175	173
11	56.066	21.633	115	15.703	125	18.730	174	170	22	55.431	21.308	110	15.722	124	18.401	175	172

### 40 Simon Tomlinson , Golf MK5 GTI / GBR

theoretical besttime: 56.270

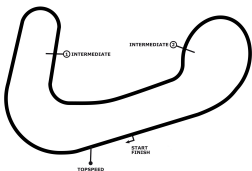
Lap	Time	S1	V1	S2	V2	S3	V3	Vmax	Lap	Time	S1	V1	S2	V2	S3	V3	Vmax
1	1:15.688	36.706	105	18.281	105	20.701	171		12	58.298	22.977	112	16.055	121	19.266	177	158
2	1:00.628	24.325	112	16.689	115	19.614	173	140	13	57.222	<b>21.730</b>	114	16.244	117	19.248	177	169
3	58.494	22.918	113	16.325	124	19.251	169	150	14	57.151	21.905	<b>115</b>	16.131	125	19.115	175	164
4	59.226	23.304	112	16.377	<b>126</b>	19.545	174	147	15	57.817	22.241	114	16.338	119	19.238	176	157
5	58.733	22.920	112	16.424	108	19.389	176	148	16	59.969	22.435	112	17.449	104	20.085	176	156
6	57.974	22.624	112	16.200	124	19.150	176	157	17	58.644	23.542	96	15.991	123	19.111	<b>179</b>	<b>176</b>
7	58.304	22.646	112	16.291	116	19.367	176	161	18	<b>56.286</b>	21.743	113	<b>15.734</b>	123	18.809	178	175
8	1:03.678	22.940	111	16.585	106	24.153	175	154	19	56.897	22.032	113	15.890	124	18.975	177	167
9	1:02.222	24.078	89	17.524	105	20.620	148	154	20	56.750	21.872	110	16.072	122	<b>18.806</b>	178	168
10	1:01.494	24.468	103	16.871	114	20.155	175	138	21	57.789	22.011	107	16.693	116	19.085	171	171
11	1:01.256	25.165	104	16.646	121	19.445	177	145									

# DTM Brands Hatch

Brands Hatch Indy Circuit, length 1929 m

18. - 20.05.2012

Volkswagen Racing Cup



-Reg.No.: 71131

## Lap Analysis race 1, 19.05.2012

### 44 Robin Riley , Beetle RSI / GBR

theoretical besttime: 55.751

Lap	Time	S1	V1	S2	V2	S3	V3	Vmax	Lap	Time	S1	V1	S2	V2	S3	V3	Vmax
1	1:14.504	35.439	100	17.962	109	21.103	167		12	57.325	22.251	108	16.191	116	18.883	171	162
2	59.706	24.066	107	16.305	118	19.335	171	145	13	57.398	22.144	<b>110</b>	16.272	120	18.982	171	153
3	58.536	23.726	107	15.853	125	18.957	<b>173</b>	164	14	57.395	21.883	108	15.978	117	19.534	171	169
4	56.553	21.950	107	15.783	119	18.820	172	170	15	56.673	21.939	109	15.975	124	18.759	173	168
5	56.187	21.744	108	15.743	122	18.700	173	169	16	57.341	22.353	106	16.340	127	<b>18.648</b>	171	167
6	56.348	21.781	108	15.680	123	18.887	167	170	17	57.535	22.360	110	16.129	113	19.046	171	164
7	56.989	22.642	105	15.514	<b>129</b>	18.833	170	155	18	57.812	22.095	102	17.054	125	18.663	170	<b>174</b>
8	57.966	21.687	105	17.321	124	18.958	168	165	19	57.578	22.239	108	16.275	116	19.064	169	164
9	56.277	21.734	106	<b>15.471</b>	125	19.072	170	172	20	58.332	23.393	104	15.835	116	19.104	171	163
10	<b>55.854</b>	<b>21.632</b>	108	15.482	127	18.740	169	172	21	56.881	21.932	108	16.145	119	18.804	172	157
11	58.139	22.573	108	16.475	109	19.091	172	158	22	57.451	22.420	109	16.166	114	18.865	170	168

### 48 Richard Morgan , Golf MK5 GTI / GBR

theoretical besttime: 54.081

Lap	Time	S1	V1	S2	V2	S3	V3	Vmax	Lap	Time	S1	V1	S2	V2	S3	V3	Vmax
1	1:09.002	32.193	106	17.489	111	19.320	175		13	54.625	21.026	110	15.068	136	18.531	175	178
2	55.828	21.582	110	15.713	130	18.533	175	169	14	54.651	21.235	109	15.012	135	18.404	175	<b>182</b>
3	54.793	21.179	110	15.182	135	18.432	176	174	15	54.530	21.051	113	15.138	133	18.341	175	175
4	54.723	21.237	105	15.235	135	<b>18.251</b>	<b>178</b>	177	16	55.672	21.881	110	15.144	134	18.647	175	181
5	55.334	20.989	111	15.265	129	19.080	170	180	17	54.917	21.263	111	15.169	134	18.485	175	171
6	54.392	21.113	109	<b>14.934</b>	136	18.345	176	177	18	54.719	21.005	111	14.991	134	18.723	173	176
7	54.640	21.049	112	15.073	131	18.518	176	180	19	54.818	21.145	<b>115</b>	15.044	132	18.629	175	176
8	<b>54.254</b>	<b>20.896</b>	111	15.065	135	18.293	176	177	20	54.674	21.137	114	15.037	135	18.500	175	173
9	55.366	21.178	107	15.467	125	18.721	176	179	21	55.182	21.328	112	15.056	133	18.798	176	178
10	54.408	20.984	111	15.003	134	18.421	176	176	22	55.516	21.397	110	15.401	125	18.718	177	172
11	54.647	21.155	111	15.066	<b>137</b>	18.426	175	176	23	54.922	21.455	113	15.033	133	18.434	175	180
12	54.797	21.165	112	15.096	130	18.536	175	169									

### 50 Shaun Hollamby , Golf MK5 GTI / GBR

theoretical besttime: 53.903

Lap	Time	S1	V1	S2	V2	S3	V3	Vmax	Lap	Time	S1	V1	S2	V2	S3	V3	Vmax
1	1:04.500	29.017	113	16.386	123	19.097	177		13	54.458	21.176	114	14.999	130	18.283	181	181
2	54.729	21.151	112	15.144	129	18.434	178	183	14	54.613	20.884	115	14.982	129	18.747	181	187
3	54.539	21.070	114	15.168	126	18.301	179	185	15	54.394	21.057	115	14.997	128	18.340	180	176
4	54.358	21.198	115	14.911	131	18.249	179	182	16	54.510	20.994	111	15.094	128	18.422	179	187
5	54.655	<b>20.790</b>	115	15.327	131	18.538	176	<b>187</b>	17	54.468	20.963	114	15.052	126	18.453	179	186
6	<b>54.105</b>	20.948	<b>116</b>	14.916	128	<b>18.241</b>	<b>181</b>	181	18	54.606	21.056	111	15.162	127	18.388	180	187
7	54.881	20.794	115	15.698	122	18.389	180	185	19	55.933	21.778	113	15.623	117	18.532	178	187
8	54.155	20.974	116	<b>14.872</b>	<b>132</b>	18.309	178	187	20	55.012	21.243	114	15.316	122	18.453	178	186
9	54.723	20.968	115	15.295	124	18.460	178	186	21	54.726	21.193	115	15.166	125	18.367	178	180
10	54.444	21.107	115	15.068	127	18.269	179	186	22	54.601	21.031	114	15.102	128	18.468	179	186
11	54.189	20.968	116	14.931	130	18.290	179	187	23	54.236	20.854	114	15.100	131	18.282	180	187
12	54.968	21.126	114	15.196	130	18.646	175	187									

### 51 Simon Andrews , Golf MK5 GTI / GBR

theoretical besttime: 53.457

Lap	Time	S1	V1	S2	V2	S3	V3	Vmax	Lap	Time	S1	V1	S2	V2	S3	V3	Vmax
1	1:07.132	31.530	97	16.807	118	18.795	180		13	54.176	20.973	114	15.144	132	18.059	182	184
2	55.704	21.526	116	15.878	125	18.300	183	169	14	54.325	20.897	116	15.251	129	18.177	182	179
3	55.212	21.097	115	15.672	127	18.443	182	173	15	54.169	20.719	115	15.176	132	18.274	182	181
4	54.558	21.131	116	15.416	129	18.011	183	178	16	54.232	20.732	114	15.339	131	18.161	182	182
5	53.885	20.682	116	15.332	131	<b>17.871</b>	<b>184</b>	181	17	54.147	20.947	116	15.117	132	18.083	182	179
6	54.407	20.755	<b>117</b>	15.487	126	18.165	183	178	18	54.373	20.885	115	15.246	130	18.242	182	177
7	54.267	21.267	116	<b>15.015</b>	131	17.985	183	166	19	54.948	20.920	115	15.832	129	18.196	182	184
8	<b>53.740</b>	<b>20.571</b>	116	15.189	<b>134</b>	17.980	182	<b>184</b>	20	54.953	21.318	114	15.338	124	18.297	179	176
9	54.701	21.403	116	15.231	128	18.067	182	176	21	55.121	21.516	111	15.272	129	18.333	182	171
10	54.126	21.074	115	15.027	133	18.025	183	177	22	54.292	21.085	114	15.090	134	18.117	179	180
11	54.799	21.499	114	15.184	134	18.116	181	180	23	54.764	21.071	114	15.416	134	18.277	183	174
12	54.517	21.137	116	15.154	133	18.226	181	178									

### 65 Craig Milner , Scirocco R / GBR

theoretical besttime: 56.081

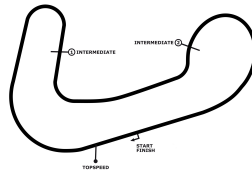
Lap	Time	S1	V1	S2	V2	S3	V3	Vmax	Lap	Time	S1	V1	S2	V2	S3	V3	Vmax
1	1:11.632	33.858	113	17.576	99	20.198	175		4	56.346	<b>21.604</b>	115	16.114	121	18.628	178	<b>173</b>
2	57.359	21.922	114	16.444	116	18.993	<b>179</b>	167	5	<b>56.322</b>	21.617	116	<b>15.908</b>	<b>123</b>	18.797	171	166
3	56.847	22.034	<b>116</b>	16.244	121	<b>18.569</b>	178	169	6	1:00.195	21.931	109	16.549	116	21.715	116	162

# DTM Brands Hatch

Brands Hatch Indy Circuit, length 1929 m

18. - 20.05.2012

Volkswagen Racing Cup



-Reg.No.: 71131

## Lap Analysis race 1, 19.05.2012

### 68 Richard Walker , Golf MK5 GTI / GBR

theoretical besttime: 53.834

Lap	Time	S1	V1	S2	V2	S3	V3	Vmax	Lap	Time	S1	V1	S2	V2	S3	V3	Vmax
1	1:03.942	28.953	110	15.733	128	19.256	173		5	54.192	20.794	112	15.067	<b>137</b>	18.331	175	183
2	54.776	21.141	<b>115</b>	15.204	135	18.431	173	179	6	54.404	20.866	113	<b>15.015</b>	134	18.523	<b>177</b>	182
3	54.349	20.806	114	15.022	135	18.521	175	182	7	54.302	20.827	111	15.074	133	18.401	175	176
4	54.450	20.983	114	15.024	135	18.443	175	181	8	<b>53.900</b>	<b>20.655</b>	114	15.081	133	<b>18.164</b>	177	<b>184</b>

### 69 James Walker , Scirocco R / GBR

theoretical besttime: 53.222

Lap	Time	S1	V1	S2	V2	S3	V3	Vmax	Lap	Time	S1	V1	S2	V2	S3	V3	Vmax
1	1:05.654	29.223	113	15.969	123	20.462	172		13	53.810	20.658	115	14.980	132	18.172	174	181
2	54.927	21.548	114	15.200	132	18.179	176	181	14	53.736	20.569	115	15.057	134	18.110	175	182
3	53.896	20.478	115	15.123	129	18.295	<b>177</b>	<b>185</b>	15	53.993	20.555	114	15.048	132	18.390	173	183
4	54.091	20.692	115	15.068	<b>137</b>	18.331	175	185	16	54.032	20.511	114	15.335	135	18.186	174	181
5	54.057	20.514	114	15.444	132	18.099	176	183	17	53.708	20.514	114	14.988	132	18.206	169	182
6	53.311	20.416	114	14.819	134	<b>18.076</b>	176	184	18	54.003	20.742	114	15.084	132	18.177	175	175
7	<b>53.277</b>	<b>20.333</b>	114	<b>14.813</b>	136	18.131	173	185	19	53.969	20.705	115	15.140	132	18.124	169	183
8	53.419	20.356	115	14.958	135	18.105	173	181	20	54.272	20.855	114	15.252	132	18.165	175	177
9	53.555	20.405	115	15.023	134	18.127	174	181	21	55.141	21.454	114	15.230	131	18.457	168	172
10	53.730	20.517	110	15.043	136	18.170	174	182	22	54.347	21.022	114	15.126	135	18.199	170	178
11	53.621	20.501	<b>116</b>	14.905	134	18.215	173	181	23	54.538	20.951	114	15.327	131	18.260	163	178
12	53.493	20.534	114	14.879	136	18.080	174	181									

### 96 Cameron Thompson , Golf MK5 GTI / GBR

theoretical besttime: 55.285

Lap	Time	S1	V1	S2	V2	S3	V3	Vmax	Lap	Time	S1	V1	S2	V2	S3	V3	Vmax
1	1:09.375	32.679	107	17.345	110	19.351	170		12	56.197	21.658	109	15.568	129	18.971	169	159
2	58.227	22.662	102	16.819	116	18.746	<b>175</b>	144	13	56.752	22.068	110	15.845	120	18.839	174	146
3	56.869	22.660	114	15.527	129	18.682	175	151	14	56.537	21.923	111	15.849	120	18.765	175	154
4	56.915	22.011	98	15.992	120	18.912	174	159	15	57.106	21.890	112	16.221	120	18.995	174	153
5	56.019	21.698	112	15.671	122	18.650	173	162	16	56.801	22.172	109	15.821	124	18.808	173	146
6	56.197	21.764	109	15.832	125	18.601	173	162	17	57.106	21.919	111	15.891	118	19.296	173	152
7	56.066	21.826	107	15.609	128	18.631	173	157	18	56.344	21.823	111	15.830	124	18.691	173	153
8	56.269	22.200	<b>115</b>	15.595	<b>132</b>	18.474	174	157	19	56.434	21.991	112	15.709	125	18.734	173	157
9	55.704	21.699	107	<b>15.410</b>	130	18.595	174	161	20	56.531	21.599	113	15.669	129	19.263	173	<b>167</b>
10	55.346	<b>21.418</b>	112	15.471	131	<b>18.457</b>	174	163	21	55.666	21.531	109	15.566	128	18.569	175	162
11	57.182	22.298	107	16.251	123	18.633	175	166	22	<b>03.080</b>							

### 99 Mark Clynes , Golf MK5 GTI / GBR

theoretical besttime: 56.283

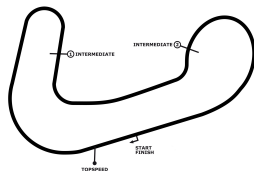
Lap	Time	S1	V1	S2	V2	S3	V3	Vmax	Lap	Time	S1	V1	S2	V2	S3	V3	Vmax
1	1:13.852	35.159	109	17.673	111	21.020	173		12	57.352	22.208	114	16.253	120	18.891	172	165
2	58.244	22.933	114	16.403	120	18.908	<b>175</b>	159	13	57.132	22.157	113	16.172	<b>125</b>	18.803	173	169
3	56.924	22.258	<b>116</b>	16.062	123	18.604	175	168	14	57.502	22.003	114	16.005	119	19.494	172	166
4	56.907	22.145	112	16.164	122	<b>18.598</b>	174	168	15	56.707	22.047	115	<b>15.985</b>	124	18.675	173	165
5	56.858	21.915	115	16.077	123	18.866	173	167	16	57.385	<b>21.700</b>	115	16.124	114	19.561	172	172
6	56.749	21.818	116	16.073	124	18.858	173	170	17	57.247	21.820	115	16.448	114	18.979	174	<b>173</b>
7	<b>56.480</b>	21.809	115	16.007	123	18.664	173	166	18	57.970	22.204	113	16.256	115	19.510	174	173
8	56.881	21.787	115	16.112	119	18.982	173	172	19	57.788	22.316	114	16.426	115	19.046	173	162
9	57.845	22.850	115	16.025	119	18.970	173	165	20	58.249	22.205	113	16.975	107	19.069	173	161
10	57.283	22.148	115	16.140	119	18.995	171	169	21	56.966	21.925	115	16.169	121	18.872	173	162
11	58.660	22.957	115	16.566	114	19.137	174	147	22	57.315	22.189	113	16.414	113	18.712	167	170

# DTM Brands Hatch

Brands Hatch Indy Circuit, length 1929 m

18. - 20.05.2012

Volkswagen Racing Cup



**APR VOLKSWAGEN**  
**iRacing**  
**Cup 2012**

## Best Sector Times race 1, 19.05.2012

-Reg.No.: 71131

sector 1			sector 2			sector 3			
Pos.	No	Driver	Time	No	Driver	Time	No	Driver	Time
1	69	Walker J.	20.333	69	Walker J.	14.813	32	Griffin K.	17.754
2	8	Mason A.	20.451	15	Neuhoff M.	14.832	51	Andrews S.	17.871
3	9	Wyhinny P.	20.549	50	Hollamby S.	14.872	13	Fulbrook J.	18.047
4	51	Andrews S.	20.571	20	Cartwright J.	14.881	15	Neuhoff M.	18.050
5	13	Fulbrook J.	20.635	32	Griffin K.	14.906	8	Mason A.	18.062
6	68	Walker R.	20.655	8	Mason A.	14.918	69	Walker J.	18.076
7	32	Griffin K.	20.677	5	Wilson T.	14.928	20	Cartwright J.	18.090
8	20	Cartwright J.	20.695	48	Morgan R.	14.934	68	Walker R.	18.164
9	21	Wilmott A.	20.770	9	Wyhinny P.	14.959	5	Wilson T.	18.175
10	50	Hollamby S.	20.790	68	Walker R.	15.015	31	Dehadray P.	18.192
11	5	Wilson T.	20.815	51	Andrews S.	15.015	21	Wilmott A.	18.205
12	15	Neuhoff M.	20.833	13	Fulbrook J.	15.028	50	Hollamby S.	18.241
13	48	Morgan R.	20.896	12	Harberman T.	15.033	48	Morgan R.	18.251
14	33	Kingsnorth R.	21.208	21	Wilmott A.	15.075	27	Fairbrother D.	18.315
15	31	Dehadray P.	21.223	31	Dehadray P.	15.218	9	Wyhinny P.	18.342
16	96	Thompson C.	21.418	33	Kingsnorth R.	15.315	33	Kingsnorth R.	18.346
17	12	Harberman T.	21.507	96	Thompson C.	15.410	96	Thompson C.	18.457
18	6	Wilson J.	21.557	19	Chopra N.	15.442	6	Wilson J.	18.462
19	27	Fairbrother D.	21.592	44	Riley R.	15.471	24	Morris P.	18.497
20	65	Milner C.	21.604	24	Morris P.	15.515	12	Harberman T.	18.561
21	44	Riley R.	21.632	6	Wilson J.	15.583	65	Milner C.	18.569
22	99	Clynes M.	21.700	22	Fuller H.	15.623	99	Clynes M.	18.598
23	40	Tomlinson S.	21.730	27	Fairbrother D.	15.642	44	Riley R.	18.648
24	24	Morris P.	21.793	40	Tomlinson S.	15.734	19	Chopra N.	18.683
25	30	Levett C.	21.829	65	Milner C.	15.908	40	Tomlinson S.	18.806
26	19	Chopra N.	22.162	99	Clynes M.	15.985	30	Levett C.	19.152
27	22	Fuller H.	00.000	30	Levett C.	16.235	22	Fuller H.	00.000
28	66	Pettit D.	00.000	66	Pettit D.	00.000	66	Pettit D.	00.000



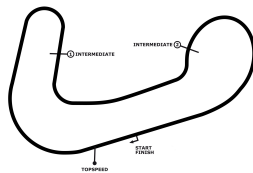
# DTM Brands Hatch

Brands Hatch Indy Circuit, length 1929 m

18. - 20.05.2012

Volkswagen Racing Cup

Topspeed race 1, 19.05.2012



**APR VOLKSWAGEN**  
**iRacing**  
**Cup 2012**

-Reg.No.: 71131

Car No.	Driver	Make	Speed km/h
15	Mike Neuhoff	Golf MK6 GTI	190
13	Joe Fulbrook	BORA 1.8T	188
50	Shaun Hollamby	Golf MK5 GTI	187
69	James Walker	Scirocco R	185
32	Keiran Griffin	Scirocco R	185
8	Aaron Mason	Golf MK5 GTI	184
51	Simon Andrews	Golf MK5 GTI	184
68	Richard Walker	Golf MK5 GTI	184
20	Jamie Cartwright	Golf MK5 GTI	184
9	Peter Wyhinny	Seat Cupra	183
48	Richard Morgan	Golf MK5 GTI	182
5	Thomas Wilson	Golf MK5 GTI	182
21	Andy Wilmott	Golf MK5 GTI	180
31	Paul Dehadray	Golf MK5 GTI	180
19	Nikhil Chopra	Golf R32	179
12	Tony Harberman	Beetle RSI	177
40	Simon Tomlinson	Golf MK5 GTI	176
30	Chris Levett	Golf MK5 GTI	175
33	Richard Kingsnorth	Golf MK5 GTI	175
44	Robin Riley	Beetle RSI	174
65	Craig Milner	Scirocco R	173
27	David Fairbrother	Golf GTI	173
99	Mark Clynes	Golf MK5 GTI	173
24	Phil Morris	Golf MK5 GTI	173
6	Jonathan Wilson	Scirocco R	173
96	Cameron Thompson	Golf MK5 GTI	167
66	Dominic Pettit	Jetta Sport	----
22	Howard Fuller	Golf MK5 GTI	----

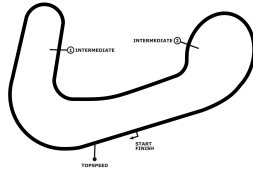
# DTM Brands Hatch

Brands Hatch Indy Circuit, length 1929 m

18. - 20.05.2012

Volkswagen Racing Cup

Starting grid race 1



APR VOLKSWAGEN  
**Racing**  
Cup 2012

-Reg.No.: 71131

40	Simon Tomlinson	57.312
Golf MK5 GTI		
33	Richard Kingsnorth	56.769
Golf MK5 GTI		
24	Phil Morris	56.266
Golf MK5 GTI		
30	Chris Levett	56.112
Golf MK5 GTI		
65	Craig Milner	55.767
Scirocco R		
12	Tony Harberman	55.155
Beetle RSI		
31	Paul Dehadray	54.927
Golf MK5 GTI		
48	Richard Morgan	54.571
Golf MK5 GTI		
13	Joe Fulbrook	54.275
BORA 1.8T		
20	Jamie Cartwright	54.096
Golf MK5 GTI		
5	Thomas Wilson	53.681
Golf MK5 GTI		
32	Keiran Griffin	53.585
Scirocco R		
15	Mike Neuhoff	53.466
Golf MK6 GTI		
69	James Walker	52.911
Scirocco R		

**Pole Position**

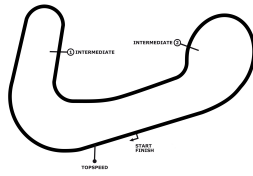
14	8	Aaron Mason	56.900
Golf MK5 GTI			
13	19	Nikhil Chopra	56.900
Golf R32			
12	99	Mark Clynes	56.594
Golf MK5 GTI			
11	27	David Fairbrother	56.169
Golf GTI			
10	96	Cameron Thompson	55.789
Golf MK5 GTI			
9	6	Jonathan Wilson	55.490
Scirocco R			
8	44	Robin Riley	55.152
Beetle RSI			
7	9	Peter Wyhinny	54.776
Seat Cupra			
6	51	Simon Andrews	54.405
Golf MK5 GTI			
5	21	Andy Wilmott	54.200
Golf MK5 GTI			
4	50	Shaun Hollamby	53.949
Golf MK5 GTI			
3	66	Dominic Pettit	53.623
Jetta Sport			
2	68	Richard Walker	53.580
Golf MK5 GTI			
1	22	Howard Fuller	53.360
Golf MK5 GTI			

# DTM Brands Hatch

Brands Hatch Indy Circuit, length 1929 m

18. - 20.05.2012


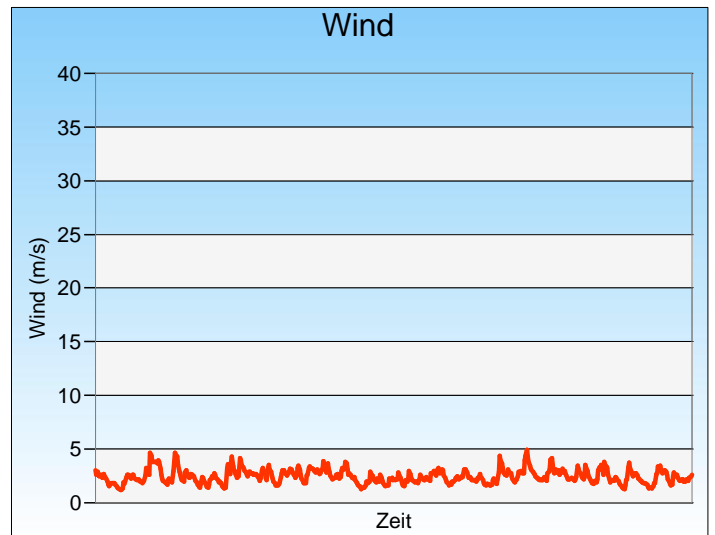
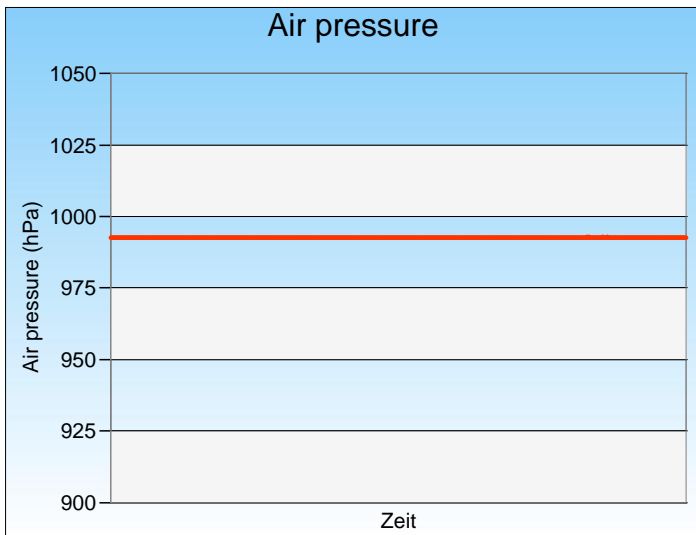
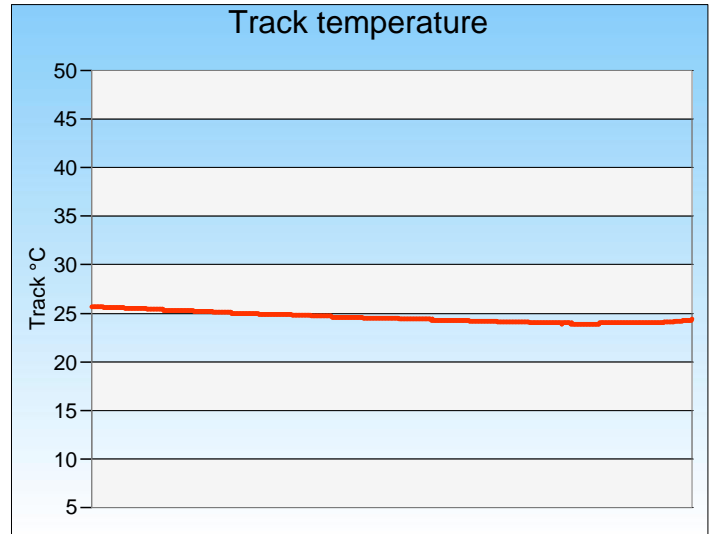
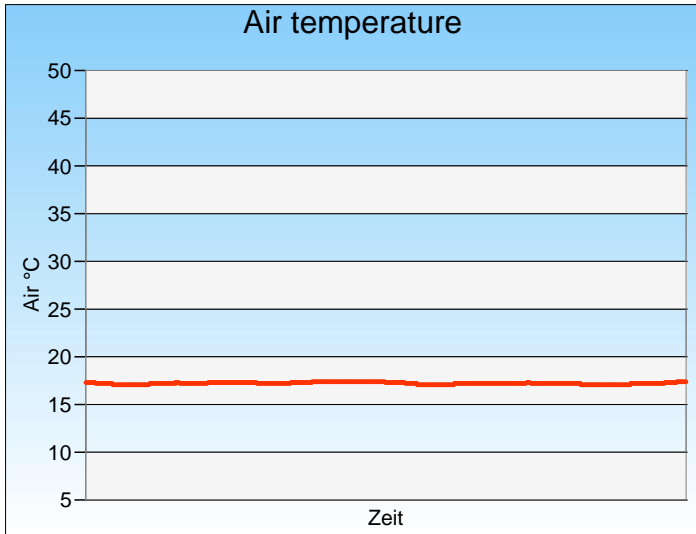
Volkswagen Racing Cup



## Weather race 1

-Reg.No.: 71131

19.05.2012, 14:00:00 - 14:20:00



Weather:

cloudy



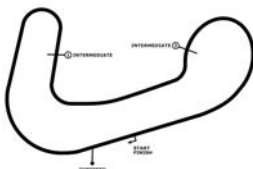
# DTM Brands Hatch

Brands Hatch Indy Circuit, length 1929 m

18. - 20.05.2012

Volkswagen Racing Cup

Result race 2, 20.05.2012



APR VOLKSWAGEN  
iRacing  
Cup 2012

-Reg.No.: 71131

Rk	No	ENTRANT/DRIVER	CAR	LAPS	TIME	GAP	INT	km/h	BEST	IN
1	20	<b>Jamie Cartwright (GBR)</b>	Golf MK5 GTI	19	17:23.178			126.482	53.499	10
2	69	KPM Racing <b>James Walker (GBR)</b>	Scirocco R	19	17:24.916	01.738	01.738	126.272	53.468	16
3	15	KPM Racing <b>Mike Neuhoﬀ (GBR)</b>	Golf MK6 GTI	19	17:25.465	02.287	00.549	126.206	53.722	16
4	5	Complete Racing <b>Thomas Wilson (GBR)</b>	Golf MK5 GTI	19	17:29.807	06.629	04.342	125.684	53.994	16
5	68	<b>Richard Walker (GBR)</b>	Golf MK5 GTI	19	17:32.254	09.076	02.447	125.391	53.578	11
6	22	Tony Gilham Racing & Team Hard. <b>Howard Fuller (GBR)</b>	Golf MK5 GTI	19	17:34.553	11.375	02.299	125.118	53.393	19
7	8	AWM Motorsport <b>Aaron Mason (GBR)</b>	Golf MK5 GTI	19	17:36.135	12.957	01.582	124.931	54.436	8
8	66	Dominant Racing <b>Dominic Pettit (GBR)</b>	Jetta Sport	19	17:36.294	13.116	00.159	124.912	53.655	11
9	51	<b>Simon Andrews (GBR)</b>	Golf MK5 GTI	19	17:37.368	14.190	01.074	124.785	54.404	15
10	50	<b>Shaun Hollamby (GBR)</b>	Golf MK5 GTI	19	17:45.808	22.630	08.440	123.797	54.335	19
11	31	<b>Paul Dehadray (GBR)</b>	Golf MK5 GTI	19	17:53.852	30.674	08.044	122.869	55.016	7
12	33	Tony Gilham Racing & Team Hard. <b>Richard Kingsnorth (GBR)</b>	Golf MK5 GTI	19	17:55.528	32.350	01.676	122.678	55.299	18
13	21	Tony Gilham Racing & Team Hard. <b>Andy Wilmott (GBR)</b>	Golf MK5 GTI	19	17:55.799	32.621	00.271	122.647	54.537	18
14	12	<b>Tony Harberman (GBR)</b>	Beetle RSI	19	17:59.225	36.047	03.426	122.258	55.428	13
15	27	KPM Racing <b>David Fairbrother (GBR)</b>	Golf GTI	19	18:08.777	45.599	09.552	121.185	55.634	7
16	99	Slidesports <b>Mark Clynes (GBR)</b>	Golf MK5 GTI	19	18:09.065	45.887	00.288	121.153	55.560	7
17	65	KPM Racing <b>Craig Milner (GBR)</b>	Scirocco R	19	18:13.061	49.883	03.996	120.710	55.642	17
18	44	<b>Robin Riley (GBR)</b>	Beetle RSI	19	18:13.685	50.507	00.624	120.641	55.285	9
19	19	Prestige Performance <b>Nikhil Chopra (GBR)</b>	Golf R32	18	17:41.584	1 Runde	1 Runde	117.748	56.726	11
20	32	Slidesports <b>Keiran Griffin (GBR)</b>	Scirocco R	18	18:03.138	1 Runde	21.554	115.405	53.404	10
21	6	Complete Racing <b>Jonathan Wilson (GBR)</b>	Scirocco R	16	17:31.660	3 Runden	2 Runden	105.652	56.812	9
22	24	KPM Racing <b>Phil Morris (GBR)</b>	Golf MK5 GTI	16	18:04.458	3 Runden	32.798	102.457	1:00.072	2
<b>DNF</b>										
13		Warranty Direct Racing <b>Joe Fulbrook (GBR)</b>	BORA 1.8T	12	17:03.214	7 Runden		81.442	54.620	6
40		AWM Motorsport <b>Simon Tomlinson (GBR)</b>	Golf MK5 GTI	10	9:54.143	9 Runden		116.881	56.009	9
30		Slidesports <b>Chris Levett (GBR)</b>	Golf MK5 GTI	1	1:09.389	18 Runden		100.079	1:09.389	1
96		KPM Racing <b>Cameron Thompson (GBR)</b>	Golf MK5 GTI	1	1:14.895	18 Runden		92.722	1:14.895	1
9		Volkswagen Racing UK <b>Peter Wyhinny (GBR)</b>	Seat Cupra	19	17:36.237	13.059		124.919	54.504	1090
48		Slidesports <b>Richard Morgan (GBR)</b>	Golf MK5 GTI	19	17:36.774	13.596		124.855	54.366	1089

fastest lap: 22 Fuller Howard 53.393 = 130.062 km/h at lap 19

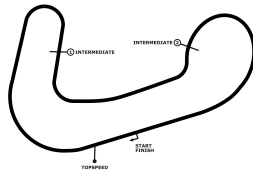
CAR # 68 - 5 SEC. PENALTY

# DTM Brands Hatch

Brands Hatch Indy Circuit, length 1929 m

18. - 20.05.2012

Volkswagen Racing Cup



**APR VOLKSWAGEN**  
**iRacing**  
**Cup 2012**

## Lap by Lap race 2, 20.05.2012

-Reg.No.: 71131

5 Thomas Wilson , Golf MK5 GTI / GBR															
1	1:04.352	2	56.606	3	55.367	4	54.599	5	55.356	6	54.382	7	54.394	8	55.413
9	55.213	10	54.371	11	54.181	12	54.175	13	55.550	14	54.263	15	54.200	16	<b>53.994</b>
17	54.967	18	54.197	19	54.227	20	<b>54.346</b>								

6 Jonathan Wilson , Scirocco R / GBR															
1	1:10.793	2	1:24.022	3	58.907	4	58.250	pit	2:03.294	6	1:06.567	7	59.634	8	58.718
9	<b>56.812</b>	10	1:00.144	11	57.983	12	56.832	13	59.824	14	57.392	15	57.753	16	1:04.735
17	<del>1:04.983</del>														

8 Aaron Mason , Golf MK5 GTI / GBR															
1	1:06.391	2	56.077	3	55.607	4	54.859	5	54.706	6	54.692	7	54.478	8	<b>54.436</b>
9	54.897	10	54.851	11	55.188	12	54.925	13	55.598	14	54.534	15	54.524	16	54.798
17	54.580	18	56.328	19	54.666	20	<b>54.206</b>								

9 Peter Wyhinny , Seat Cupra / GBR															
1	1:04.498	2	56.019	3	55.061	4	54.898	5	54.654	6	55.039	7	54.535	8	55.650
9	55.392	10	55.080	11	55.049	12	55.048	13	55.623	14	54.594	15	<b>54.504</b>	16	54.774
17	54.696	18	55.991	19	55.132										

12 Tony Harberman , Beetle RSI / GBR															
1	1:08.639	2	56.413	3	57.335	4	56.395	5	57.206	6	55.617	7	56.157	8	56.241
9	56.199	10	55.983	11	55.807	12	56.050	13	<b>55.428</b>	14	55.619	15	56.064	16	55.558
17	56.585	18	55.676	19	56.253										

13 Joe Fulbrook , BORA 1.8T / GBR															
1	1:02.295	2	55.673	3	55.266	4	55.083	5	54.703	6	<b>54.620</b>	7	55.293	8	56.047
9	55.956	10	55.133	11	55.487	pit	6:47.658								

15 Mike Neuhoff , Golf MK6 GTI / GBR															
1	1:03.347	2	55.414	3	55.055	4	54.991	5	54.665	6	54.279	7	53.965	8	54.360
9	54.052	10	53.730	11	54.705	12	54.239	13	57.885	14	54.076	15	53.957	16	<b>53.722</b>
17	54.630	18	54.505	19	53.888	20	<b>53.638</b>								

19 Nikhil Chopra , Golf R32 / GBR															
1	1:12.193	2	1:01.362	3	58.319	4	57.847	5	57.911	6	57.727	7	57.303	8	57.264
9	56.779	10	57.231	11	<b>56.726</b>	12	57.832	13	57.762	14	57.354	15	57.809	16	1:00.919
17	1:01.227	18	58.019												

20 Jamie Cartwright , Golf MK5 GTI / GBR															
1	1:02.650	2	55.587	3	55.393	4	55.387	5	54.597	6	54.826	7	54.421	8	53.837
9	53.958	10	<b>53.499</b>	11	54.060	12	54.348	13	54.250	14	54.808	15	54.657	16	54.401
17	54.371	18	54.085	19	54.043	20	<b>53.836</b>								

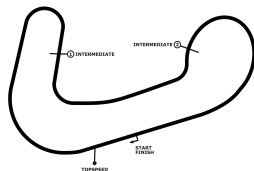
21 Andy Wilmott , Golf MK5 GTI / GBR															
1	1:12.495	2	58.751	3	57.706	4	56.262	5	55.563	6	55.683	7	55.604	8	55.385
9	56.118	10	55.068	11	55.312	12	55.252	13	55.156	14	54.875	15	56.021	16	55.515
17	55.887	18	<b>54.537</b>	19	54.609										

# DTM Brands Hatch

Brands Hatch Indy Circuit, length 1929 m

18. - 20.05.2012

Volkswagen Racing Cup



**APR VOLKSWAGEN**  
**iRacing**  
**Cup 2012**

## Lap by Lap race 2, 20.05.2012

-Reg.No.: 71131

22 Howard Fuller , Golf MK5 GTI / GBR															
1	1:10.498	2	57.237	3	56.077	4	55.258	5	55.027	6	54.297	7	54.102	8	54.135
9	53.955	10	54.717	11	54.016	12	53.685	13	54.553	14	54.623	15	53.962	16	54.718
17	54.399	18	55.901	19	<b>53.393</b>	20	<b>53.926</b>								

24 Phil Morris , Golf MK5 GTI / GBR															
1	1:10.139	2	<b>1:00.072</b>	3	1:01.409	4	1:04.957	5	1:06.562	6	1:04.411	7	1:08.303	8	1:09.605
9	1:09.991	10	1:05.811	11	1:14.167	12	1:08.310	13	1:09.300	14	1:10.840	15	1:09.983	16	1:10.598

27 David Fairbrother , Golf GTI / GBR															
1	1:11.197	2	59.277	3	58.517	4	57.254	5	56.344	6	56.061	7	<b>55.634</b>	8	55.784
9	56.011	10	55.867	11	55.903	12	57.422	13	56.486	14	55.832	15	56.097	16	56.297
17	56.378	18	56.242	19	56.174										

30 Chris Levett , Golf MK5 GTI / GBR															
1	1:09.389														

31 Paul Dehadray , Golf MK5 GTI / GBR															
1	1:06.904	2	57.048	3	56.149	4	55.682	5	55.426	6	55.621	7	<b>55.016</b>	8	58.588
9	56.355	10	56.074	11	55.063	12	55.877	13	55.803	14	56.033	15	55.930	16	55.867
17	55.566	18	55.507	19	55.343										

32 Keiran Griffin , Scirocco R / GBR															
1	1:03.645	2	55.629	3	54.786	4	55.261	5	54.419	6	55.120	7	54.384	8	55.030
9	53.854	10	<b>53.404</b>	11	53.766	12	54.454	13	58.241	14	54.144	15	53.905	16	53.532
pit	2:13.960	18	1:05.604												

33 Richard Kingsnorth , Golf MK5 GTI / GBR															
1	1:07.247	2	57.489	3	56.943	4	56.414	5	57.263	6	55.837	7	55.777	8	56.297
9	56.122	10	55.447	11	55.690	12	56.029	13	55.973	14	55.780	15	55.696	16	55.356
17	55.502	18	<b>55.299</b>	19	55.367										

40 Simon Tomlinson , Golf MK5 GTI / GBR															
1	1:13.601	2	1:02.150	3	59.093	4	58.525	5	57.290	6	57.310	7	57.241	8	56.402
9	<b>56.009</b>	10	56.522												

44 Robin Riley , Beetle RSI / GBR															
1	1:13.339	2	1:01.637	3	57.884	4	57.897	5	57.337	6	56.799	7	55.661	8	55.478
9	<b>55.285</b>	10	57.757	11	56.117	12	56.352	13	56.118	14	56.212	15	56.738	16	55.931
17	55.714	18	55.594	19	55.835										

48 Richard Morgan , Golf MK5 GTI / GBR															
1	1:05.079	2	56.214	3	55.602	4	55.211	5	55.107	6	<b>54.366</b>	7	54.700	8	54.585
9	55.068	10	55.377	11	55.289	12	54.982	13	55.370	14	54.653	15	55.019	16	54.567
17	54.535	18	56.269	19	54.781										

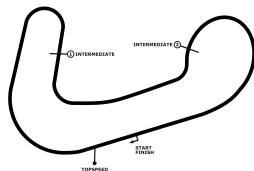
50 Shaun Hollamby , Golf MK5 GTI / GBR															
1	1:06.572	2	1:04.210	3	57.136	4	55.747	5	54.845	6	54.613	7	54.558	8	55.089
9	54.909	10	54.934	11	54.704	12	54.690	13	54.695	14	56.383	15	54.679	16	54.706
17	54.608	18	54.395	19	<b>54.335</b>	20	55.510								

# DTM Brands Hatch

Brands Hatch Indy Circuit, length 1929 m

18. - 20.05.2012

Volkswagen Racing Cup



-Reg.No.: 71131

## Lap by Lap race 2, 20.05.2012

51 Simon Andrews , Golf MK5 GTI / GBR															
1	1:05.274	2	56.531	3	56.730	4	55.391	5	55.163	6	55.173	7	54.709	8	55.483
9	54.670	10	55.163	11	55.467	12	55.051	13	54.641	14	54.632	15	<b>54.404</b>	16	54.481
17	54.408	18	55.322	19	54.675	20	55:566								

65 Craig Milner , Scirocco R / GBR															
1	1:12.776	2	1:00.893	3	58.353	4	57.845	5	56.618	6	56.314	7	56.102	8	56.070
9	55.908	10	57.703	11	56.064	12	56.307	13	56.132	14	56.303	15	56.487	16	56.086
17	<b>55.642</b>	18	55.708	19	55.750										

66 Dominic Pettit , Jetta Sport / GBR															
1	1:09.719	2	56.511	3	56.840	4	55.543	5	54.997	6	54.575	7	54.767	8	54.259
9	53.699	10	53.884	11	<b>53.655</b>	12	54.125	13	54.687	14	55.071	15	54.608	16	54.475
17	54.561	18	55.632	19	54.686	20	1:07.013								

68 Richard Walker , Golf MK5 GTI / GBR															
1	1:06.534	2	55.650	3	54.981	4	54.106	5	54.416	6	54.909	7	54.186	8	54.389
9	54.302	10	53.737	11	<b>53.578</b>	12	53.995	13	57.781	14	54.097	15	54.060	16	53.826
17	54.880	18	53.935	19	58.892	20	48:777								

69 James Walker , Scirocco R / GBR															
1	1:04.258	2	55.600	3	55.404	4	54.549	5	54.412	6	54.308	7	54.180	8	53.654
9	54.940	10	53.577	11	53.968	12	54.503	13	58.584	14	53.672	15	53.745	16	<b>53.468</b>
17	54.424	18	54.087	19	53.583	20	53:626								

96 Cameron Thompson , Golf MK5 GTI / GBR															
1	1:14.895														

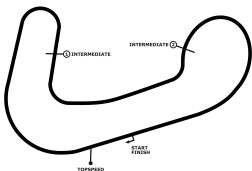
99 Mark Clynes , Golf MK5 GTI / GBR															
1	1:11.500	2	1:01.123	3	57.363	4	56.969	5	56.433	6	56.355	7	<b>55.560</b>	8	55.771
9	55.897	10	55.639	11	55.726	12	57.427	13	56.384	14	55.751	15	56.128	16	56.276
17	56.324	18	56.139	19	56.300										

# DTM Brands Hatch

Brands Hatch Indy Circuit, length 1929 m

18. - 20.05.2012

Volkswagen Racing Cup



-Reg.No.: 71131

## Lap Analysis race 2, 20.05.2012

5 Thomas Wilson , Golf MK5 GTI / GBR										theoretical besttime: 53.947							
Lap	Time	S1	V1	S2	V2	S3	V3	Vmax	Lap	Time	S1	V1	S2	V2	S3	V3	Vmax
1	1:04.352	27.666	112	16.560	119	20.126	175		11	54.181	<b>20.846</b>	112	14.992	<b>137</b>	18.343	174	180
2	56.606	22.270	112	15.532	126	18.804	175	170	12	54.175	20.968	113	14.913	134	18.294	174	180
3	55.367	21.228	111	15.479	126	18.660	175	179	13	55.550	22.389	114	14.935	135	<b>18.226</b>	175	181
4	54.599	20.921	113	15.254	130	18.424	<b>176</b>	181	14	54.263	20.926	112	14.937	137	18.400	175	181
5	55.356	21.686	114	15.210	132	18.460	175	<b>182</b>	15	54.200	20.989	115	14.912	136	18.299	175	181
6	54.382	21.052	112	15.048	134	18.282	175	180	16	<b>53.994</b>	20.882	114	<b>14.875</b>	137	18.237	175	181
7	54.394	21.126	112	15.011	132	18.257	176	171	17	54.967	21.030	113	15.030	132	18.907	174	180
8	55.413	21.369	114	15.594	122	18.450	175	180	18	54.197	20.936	112	14.913	137	18.348	174	181
9	55.213	21.263	<b>115</b>	15.246	129	18.704	170	182	19	54.227	20.988	112	14.906	134	18.333	174	181
10	54.371	20.933	113	14.997	136	18.441	174	177	20	54.346	20.874	112	14.929	134		174	181

6 Jonathan Wilson , Scirocco R / GBR										theoretical besttime: 56.549							
Lap	Time	S1	V1	S2	V2	S3	V3	Vmax	Lap	Time	S1	V1	S2	V2	S3	V3	Vmax
1	1:10.793	30.824	96	19.645	90	20.324	<b>179</b>		10	1:00.144	25.003	105	16.330	123	18.811	179	164
2	1:24.022	46.873	112	17.613	110	19.536	175	159	11	57.983	23.085	114	16.192	123	18.706	178	161
3	58.907	22.994	116	16.869	119	19.044	177	154	12	56.832	22.400	116	<b>15.835</b>	126	18.597	179	168
4	58.250	22.511	115	16.608	119	19.131	176	163	13	59.824	24.497	105	16.233	124	19.094	179	165
5	2:03.294	22.526	<b>117</b>	17.230	111			157	14	57.392	22.488	116	15.998	124	18.906	179	164
6	1:06.567	31.128	109	16.443	123	18.996	179		15	57.753	22.790	116	16.179	123	18.784	177	159
7	59.634	23.013	97	17.691	110	18.930	179	<b>176</b>	16	1:04.735	26.078	71	19.664	118	18.993	178	162
8	58.718	22.455	114	17.218	116	19.045	179	165	17	1:04.983	28.283	90	16.640	120		128	163
9	<b>56.812</b>	<b>22.154</b>	115	16.098	<b>128</b>	<b>18.560</b>	178	169									

8 Aaron Mason , Golf MK5 GTI / GBR										theoretical besttime: 53.825							
Lap	Time	S1	V1	S2	V2	S3	V3	Vmax	Lap	Time	S1	V1	S2	V2	S3	V3	Vmax
1	1:06.391	29.134	108	16.849	115	20.408	171		11	55.188	20.833	<b>130</b>	15.904	125	18.451	176	183
2	56.077	21.720	112	15.443	126	18.914	175	171	12	54.925	21.259	111	15.386	130	18.280	177	185
3	55.607	21.568	114	15.518	128	18.521	174	180	13	55.598	21.280	117	15.745	126	18.573	175	184
4	54.859	21.040	111	15.321	131	18.498	174	182	14	54.534	20.895	113	15.232	130	18.407	177	177
5	54.706	20.734	110	15.396	<b>132</b>	18.576	175	181	15	54.524	20.942	113	15.382	124	<b>18.200</b>	177	174
6	54.692	20.701	111	15.517	130	18.474	174	183	16	54.798	21.227	114	15.324	127	18.247	177	180
7	54.478	20.794	112	15.208	132	18.476	175	184	17	54.580	21.108	111	15.122	129	18.350	176	177
8	<b>54.436</b>	<b>20.611</b>	112	15.359	127	18.466	175	<b>185</b>	18	56.328	21.537	110	15.910	117	18.881	<b>178</b>	182
9	54.897	21.123	110	15.265	128	18.509	175	183	19	54.666	21.022	112	15.182	126	18.462	173	179
10	54.851	21.127	112	15.304	125	18.420	176	176	20	54.206	20.636	114	<b>15.014</b>	131		157	183

9 Peter Wyhinny , Seat Cupra / GBR										theoretical besttime: 54.358							
Lap	Time	S1	V1	S2	V2	S3	V3	Vmax	Lap	Time	S1	V1	S2	V2	S3	V3	Vmax
1	1:04.498	28.209	111	16.547	117	19.742	<b>174</b>		11	55.049	21.025	110	15.663	127	<b>18.361</b>	173	181
2	56.019	21.666	113	15.634	124	18.719	172	170	12	55.048	20.993	111	15.386	129	18.669	172	183
3	55.061	20.946	<b>114</b>	15.569	127	18.546	174	180	13	55.623	21.459	109	15.559	127	18.605	174	178
4	54.898	20.933	113	15.438	129	18.527	174	182	14	54.594	20.752	113	<b>15.337</b>	130	18.505	173	183
5	54.654	20.708	113	15.463	<b>131</b>	18.483	173	<b>183</b>	15	<b>54.504</b>	<b>20.660</b>	113	15.366	128	18.478	173	182
6	55.039	20.755	114	15.507	126	18.777	171	182	16	54.774	20.839	112	15.409	127	18.526	173	183
7	54.535	20.676	112	15.376	130	18.483	174	180	17	54.696	20.731	111	15.395	130	18.570	171	183
8	55.650	21.566	112	15.560	124	18.524	174	180	18	55.991	21.257	111	15.868	118	18.866	171	175
9	55.392	20.910	113	15.496	128	18.986	170	182	19	55.132	21.009	114	15.346	127	18.777	169	178
10	55.080	21.082	114	15.576	125	18.422	173	169									

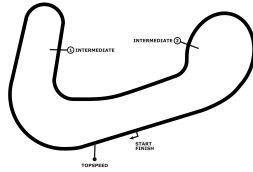
12 Tony Harberman , Beetle RSI / GBR										theoretical besttime: 55.113							
Lap	Time	S1	V1	S2	V2	S3	V3	Vmax	Lap	Time	S1	V1	S2	V2	S3	V3	Vmax
1	1:08.639	29.914	80	19.238	94	19.487	<b>179</b>		11	55.807	21.989	110	15.221	130	18.597	174	178
2	56.413	22.205	110	15.456	123	18.752	178	164	12	56.050	22.184	108	15.211	129	18.655	176	177
3	57.335	22.086	111	16.529	124	18.720	179	164	13	<b>55.428</b>	21.844	110	<b>15.007</b>	129	<b>18.577</b>	176	175
4	56.395	21.748	111	15.607	126	19.040	172	165	14	55.619	21.718	108	15.212	125	18.689	175	177
5	57.206	22.183	109	15.844	116	19.179	176	161	15	56.064	21.722	109	15.703	125	18.639	176	177
6	55.617	<b>21.529</b>	110	15.434	124	18.654	178	183	16	55.558	21.689	110	15.094	129	18.775	172	174
7	56.157	21.888	<b>114</b>	15.314	123	18.955	173	175	17	56.585	21.763	109	16.078	122	18.744	174	<b>184</b>
8	56.241	22.177	112	15.466	128	18.598	176	159	18	55.676	21.905	109	15.032	131	18.739	173	173
9	56.199	21.968	108	15.553	127	18.678	176	176	19	56.253	22.031	109	15.409	128	18.813	173	176
10	55.983	21.894	110	15.404	<b>132</b>	18.685	173	178									

# DTM Brands Hatch

Brands Hatch Indy Circuit, length 1929 m

18. - 20.05.2012

Volkswagen Racing Cup



## Lap Analysis race 2, 20.05.2012

-Reg.No.: 71131

### 13 Joe Fulbrook , BORA 1.8T / GBR

theoretical besttime: 54.529

Lap	Time	S1	V1	S2	V2	S3	V3	Vmax	Lap	Time	S1	V1	S2	V2	S3	V3	Vmax
1	1:02.295	26.763	109	16.318	121	19.214	174		7	55.293	21.061	109	15.445	123	18.787	174	183
2	55.673	21.408	110	15.696	131	18.569	175	179	8	56.047	21.167	110	16.386	123	18.494	174	181
3	55.266	21.011	110	15.685	128	18.570	176	181	9	55.956	21.561	110	15.664	124	18.731	172	181
4	55.083	21.191	110	15.440	132	18.452	176	<b>183</b>	10	55.133	21.008	108	<b>15.237</b>	135	18.888	167	180
5	54.703	21.094	<b>111</b>	15.266	<b>135</b>	18.343	176	182	11	55.487	21.376	106	15.564	134	18.547	170	169
6	<b>54.620</b>	<b>20.968</b>	109	15.328	133	<b>18.324</b>	<b>177</b>	183	12	6:47.658	22.869	98	16.895	118			178

### 15 Mike Neuhoff , Golf MK6 GTI / GBR

theoretical besttime: 53.478

Lap	Time	S1	V1	S2	V2	S3	V3	Vmax	Lap	Time	S1	V1	S2	V2	S3	V3	Vmax
1	1:03.347	27.391	109	16.604	120	19.352	177		11	54.705	20.889	111	15.670	130	18.146	180	187
2	55.414	21.707	112	15.323	127	18.384	179	177	12	54.239	21.214	112	14.945	133	18.080	175	187
3	55.055	21.256	112	15.322	122	18.477	<b>181</b>	181	13	57.885	24.866	112	14.892	132	18.127	179	135
4	54.991	21.288	113	15.226	125	18.477	179	188	14	54.076	21.121	111	14.863	<b>135</b>	18.092	179	188
5	54.665	21.096	113	15.103	127	18.466	179	184	15	53.957	21.022	109	14.820	135	18.115	179	188
6	54.279	20.969	<b>114</b>	15.152	128	18.158	180	188	16	<b>53.722</b>	20.850	111	14.828	133	<b>18.044</b>	180	189
7	53.965	20.727	112	14.935	131	18.303	178	190	17	54.630	21.133	111	15.025	124	18.472	179	183
8	54.360	21.062	112	15.070	128	18.228	179	187	18	54.505	<b>20.685</b>	109	15.690	129	18.130	181	189
9	54.052	20.843	113	15.033	133	18.176	177	187	19	53.888	20.885	111	14.876	131	18.127	181	182
10	53.730	20.702	112	<b>14.749</b>	133	18.279	177	187	20	53.638	20.685	111	14.764	134		181	<b>191</b>

### 19 Nikhil Chopra , Golf R32 / GBR

theoretical besttime: 56.477

Lap	Time	S1	V1	S2	V2	S3	V3	Vmax	Lap	Time	S1	V1	S2	V2	S3	V3	Vmax
1	1:12.193	32.794	106	18.912	96	20.487	173		10	57.231	<b>22.193</b>	109	15.678	127	19.360	173	165
2	1:01.362	25.279	106	16.696	117	19.387	173	156	11	<b>56.726</b>	22.418	104	15.531	131	<b>18.777</b>	173	168
3	58.319	22.902	108	16.109	123	19.308	174	165	12	57.832	22.632	111	15.804	129	19.396	162	164
4	57.847	22.625	109	16.157	125	19.065	173	164	13	57.762	23.276	109	15.616	126	18.870	173	155
5	57.911	23.104	<b>111</b>	15.701	129	19.106	173	165	14	57.354	22.783	109	15.600	129	18.971	172	165
6	57.727	22.987	108	15.777	128	18.963	174	166	15	57.809	22.998	109	<b>15.507</b>	130	19.304	<b>175</b>	160
7	57.303	22.545	109	15.742	128	19.016	167	164	16	1:00.919	23.479		17.132	113	20.308	171	<b>170</b>
8	57.264	22.669	110	15.684	128	18.911	174	156	17	1:01.227	23.673	111	17.277	97	20.277	171	143
9	56.779	22.360	110	15.594	<b>131</b>	18.825	173	168	18	58.019	22.971	109	15.752	126	19.296	165	142

### 20 Jamie Cartwright , Golf MK5 GTI / GBR

theoretical besttime: 53.357

Lap	Time	S1	V1	S2	V2	S3	V3	Vmax	Lap	Time	S1	V1	S2	V2	S3	V3	Vmax
1	1:02.650	27.252	108	16.048	126	19.350	174		11	54.060	20.724	115	15.229	130	18.107	178	187
2	55.587	21.622	115	15.536	129	18.429	174	164	12	54.348	21.012	110	15.174	131	18.162	179	177
3	55.393	21.205	114	15.580	126	18.608	175	172	13	54.250	20.869	116	15.105	131	18.276	178	179
4	55.387	21.707	110	15.450	133	18.230	180	179	14	54.808	21.308	<b>117</b>	15.126	129	18.374	177	171
5	54.597	21.108	115	15.208	133	18.281	179	180	15	54.657	21.325	116	15.123	133	18.209	179	173
6	54.826	21.055	115	15.252	132	18.519	176	176	16	54.401	21.230	115	14.961	<b>134</b>	18.210	179	171
7	54.421	21.030	115	15.054	123	18.337	180	183	17	54.371	21.111	114	15.043	131	18.217	179	173
8	53.837	20.743	115	15.036	131	<b>18.058</b>	<b>182</b>	172	18	54.085	20.880	115	14.981	129	18.224	179	181
9	53.958	20.670	114	15.177	128	18.111	181	185	19	54.043	20.699	114	15.089	129	18.255	179	182
10	<b>53.499</b>	<b>20.493</b>	113	<b>14.806</b>	133	18.200	182	<b>188</b>	20	53.836	20.715	113	14.916	132		179	183

### 21 Andy Wilmott , Golf MK5 GTI / GBR

theoretical besttime: 54.392

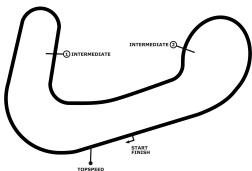
Lap	Time	S1	V1	S2	V2	S3	V3	Vmax	Lap	Time	S1	V1	S2	V2	S3	V3	Vmax
1	1:12.495	33.475	105	18.581	97	20.439	172		11	55.312	21.560	113	15.186	<b>135</b>	18.566	174	174
2	58.751	23.474	106	16.396	118	18.881	175	162	12	55.252	21.662	114	15.203	133	18.387	175	173
3	57.706	22.842	106	16.012	124	18.852	171	173	13	55.156	21.431	113	15.239	133	18.486	176	171
4	56.262	21.662	114	15.946	124	18.654	175	172	14	54.875	21.161	114	15.251	126	18.463	<b>178</b>	177
5	55.563	21.578	113	15.550	130	18.435	173	166	15	56.021	21.617	114	15.933	119	18.471	177	174
6	55.683	21.495	113	15.432	131	18.756	172	171	16	55.515	21.729	115	15.179	130	18.607	174	167
7	55.604	21.580	<b>115</b>	15.441	131	18.583	173	173	17	55.887	21.712	112	15.741	125	18.434	175	172
8	55.385	21.559	113	15.385	129	18.441	174	174	18	<b>54.537</b>	<b>20.885</b>	115	15.205	132	18.447	174	<b>178</b>
9	56.118	21.441	114	15.667	128	19.010	172	177	19	54.609	21.102	114	<b>15.166</b>	133	<b>18.341</b>	177	178
10	55.068	21.331	115	15.250	132	18.487	175	177									

# DTM Brands Hatch

Brands Hatch Indy Circuit, length 1929 m

18. - 20.05.2012

Volkswagen Racing Cup



-Reg.No.: 71131

## Lap Analysis race 2, 20.05.2012

### 22 Howard Fuller , Golf MK5 GTI / GBR

theoretical besttime: 53.342

Lap	Time	S1	V1	S2	V2	S3	V3	Vmax	Lap	Time	S1	V1	S2	V2	S3	V3	Vmax
1	1:10.498	32.309	112	18.121	104	20.068	174		11	54.016	20.619	<b>116</b>	15.232	135	<b>18.165</b>	177	182
2	57.237	22.290	111	16.020	125	18.927	174	169	12	53.685	20.621	114	14.878	129	18.186	176	185
3	56.077	21.234	112	16.101	119	18.742	172	173	13	54.553	20.835	112	15.262	126	18.456	<b>179</b>	186
4	55.258	21.020	112	15.717	127	18.521	175	180	14	54.623	21.197	114	14.851	125	18.575	177	187
5	55.027	21.147	112	15.547	131	18.333	173	181	15	53.962	20.788	114	14.887	134	18.287	176	184
6	54.297	20.947	112	14.989	133	18.361	177	182	16	54.718	21.223	113	15.197	128	18.298	176	181
7	54.102	20.764	113	15.088	132	18.250	176	<b>187</b>	17	54.399	21.204	112	14.937	131	18.258	179	177
8	54.135	20.892	113	14.868	134	18.375	175	182	18	55.901	21.830	112	15.271	119	18.800	177	176
9	53.955	20.708	112	14.881	132	18.366	174	183	19	<b>53.393</b>	<b>20.522</b>	114	<b>14.655</b>	135	18.216	175	184
10	54.717	20.636	113	14.869	130	19.212	174	183	20	53.926	20.828	112	14.782	<b>136</b>		175	182

### 24 Phil Morris , Golf MK5 GTI / GBR

theoretical besttime: 1:00.072

Lap	Time	S1	V1	S2	V2	S3	V3	Vmax	Lap	Time	S1	V1	S2	V2	S3	V3	Vmax
1	1:10.139	31.108	102	19.067	104	19.964	<b>179</b>		9	1:09.991	26.600	94	21.041	101	22.350	137	129
2	<b>1:00.072</b>	<b>23.724</b>	106	<b>16.765</b>	<b>120</b>	<b>19.583</b>	164	158	10	1:05.811	25.775	97	18.218	101	21.818	148	135
3	1:01.409	24.415	<b>108</b>	17.193	109	19.801	165	<b>165</b>	11	1:14.167	31.044	98	21.316	97	21.807	148	100
4	1:04.957	25.165	106	16.797	108	22.995	119	145	12	1:08.310	27.335	94	19.350	100	21.625	146	131
5	1:06.562	26.231	98	18.833	97	21.498	151	129	13	1:09.300	27.361	97	18.808	102	23.131	143	137
6	1:04.411	25.026	105	18.167	103	21.218	155	142	14	1:10.840	26.345	99	21.427	74	23.068	134	135
7	1:08.303	24.977	85	21.202	93	22.124	136	148	15	1:09.983	27.729	92	19.310	102	22.944	135	124
8	1:09.605	26.800	91	20.232	92	22.573	141	125	16	1:10.598	26.814	92	21.116	101	22.668	133	125

### 27 David Fairbrother , Golf GTI / GBR

theoretical besttime: 55.469

Lap	Time	S1	V1	S2	V2	S3	V3	Vmax	Lap	Time	S1	V1	S2	V2	S3	V3	Vmax
1	1:11.197	31.637	110	19.182	99	20.378	<b>177</b>		11	55.903	21.694	112	15.772	126	<b>18.437</b>	176	171
2	59.277	23.891	114	16.409	118	18.977	176	157	12	57.422	23.219	112	15.579	125	18.624	174	170
3	58.517	23.219	113	16.077	122	19.221	171	162	13	56.486	22.197	111	15.719	123	18.570	174	153
4	57.254	22.337	110	15.969	117	18.948	176	153	14	55.832	21.834	112	15.533	125	18.465	175	165
5	56.344	21.840	110	15.877	124	18.627	175	<b>178</b>	15	56.097	21.765	114	15.564	125	18.768	173	173
6	56.061	21.917	112	15.631	125	18.513	176	171	16	56.297	21.970	111	15.774	122	18.553	174	164
7	<b>55.634</b>	<b>21.507</b>	112	15.594	123	18.533	176	175	17	56.378	21.810	114	15.938	123	18.630	175	158
8	55.784	21.560	112	15.742	125	18.482	176	175	18	56.242	21.650	108	15.904	119	18.688	174	170
9	56.011	21.669	112	15.653	122	18.689	177	173	19	56.174	22.074	115	<b>15.525</b>	123	18.575	174	171
10	55.867	21.712	<b>115</b>	15.631	<b>126</b>	18.524	175	163									

### 30 Chris Levett , Golf MK5 GTI / GBR

theoretical besttime:

Lap	Time	S1	V1	S2	V2	S3	V3	Vmax	Lap	Time	S1	V1	S2	V2	S3	V3	Vmax
1	1:09.389						<b>172</b>										

### 31 Paul Dehadray , Golf MK5 GTI / GBR

theoretical besttime: 54.925

Lap	Time	S1	V1	S2	V2	S3	V3	Vmax	Lap	Time	S1	V1	S2	V2	S3	V3	Vmax
1	1:06.904	28.623	112	17.165	110	21.116	176		11	55.063	21.522	110	15.131	129	18.410	<b>179</b>	171
2	57.048	22.175	111	15.966	122	18.907	177	171	12	55.877	22.125	112	15.163	<b>133</b>	18.589	177	173
3	56.149	21.612	111	15.652	125	18.885	177	<b>181</b>	13	55.803	21.936	112	15.146	128	18.721	176	176
4	55.682	21.573	<b>113</b>	15.432	129	18.677	177	173	14	56.033	22.020	111	15.101	123	18.912	175	175
5	55.426	21.624	113	15.327	128	18.475	178	175	15	55.930	22.049	112	15.182	126	18.699	175	171
6	55.621	21.646	111	15.278	126	18.697	177	177	16	55.867	22.102	112	15.210	129	18.555	177	169
7	<b>55.016</b>	<b>21.463</b>	112	15.153	131	<b>18.400</b>	177	172	17	55.566	22.002	111	15.079	131	18.485	176	172
8	58.588	24.354	100	15.582	128	18.652	177	176	18	55.507	21.750	110	15.081	131	18.676	175	173
9	56.355	22.310	101	15.404	130	18.641	177	169	19	55.343	21.578	111	<b>15.062</b>	130	18.703	175	176
10	56.074	21.584	112	15.392	125	19.098	176	170									

### 32 Keiran Griffin , Scirocco R / GBR

theoretical besttime: 53.322

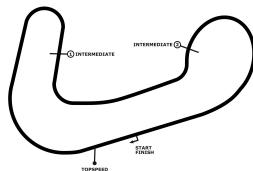
Lap	Time	S1	V1	S2	V2	S3	V3	Vmax	Lap	Time	S1	V1	S2	V2	S3	V3	Vmax
1	1:03.645	27.410	116	16.328	120	19.907	178		10	<b>53.404</b>	<b>20.541</b>	116	14.982	132	17.881	179	182
2	55.629	21.672	115	15.612	126	18.345	178	179	11	53.766	20.770	115	15.025	133	17.971	181	180
3	54.786	21.098	115	15.504	125	18.184	179	173	12	54.454	20.997	116	15.235	126	18.222	178	179
4	55.261	21.330	111	15.710	127	18.221	<b>181</b>	172	13	58.241	25.034	114	15.163	127	18.044	178	158
5	54.419	21.033	116	15.258	130	18.128	179	179	14	54.144	21.011	115	15.081	131	18.052	177	183
6	55.120	21.636	116	15.330	125	18.154	179	170	15	53.905	20.916	116	14.919	131	18.070	178	173
7	54.384	20.925	116	15.356	127	18.103	180	180	16	53.532	20.683	<b>117</b>	<b>14.902</b>	133	17.947	179	<b>185</b>
8	55.030	21.003	114	16.054	124	17.973	179	173	17	2:13.960	20.943	111	15.767	111			178
9	53.854	20.665	114	15.310	<b>133</b>	<b>17.879</b>	178	183	18	1:05.604	28.634	113	16.826	114	20.144	156	

# DTM Brands Hatch

Brands Hatch Indy Circuit, length 1929 m

18. - 20.05.2012

Volkswagen Racing Cup



## Lap Analysis race 2, 20.05.2012

-Reg.No.: 71131

### 33 Richard Kingsnorth , Golf MK5 GTI / GBR

theoretical besttime: 55.102

Lap	Time	S1	V1	S2	V2	S3	V3	Vmax	Lap	Time	S1	V1	S2	V2	S3	V3	Vmax
1	1:07.247	30.109	90	17.280	117	19.858	171		11	55.690	21.457	114	15.554	125	18.679	170	175
2	57.489	22.266	112	16.146	119	19.077	172	169	12	56.029	21.662	114	15.605	124	18.762	170	<b>179</b>
3	56.943	21.951	115	15.913	123	19.079	173	167	13	55.973	21.751	115	15.574	125	18.648	173	169
4	56.414	21.999	114	15.627	120	18.788	173	169	14	55.780	21.436	<b>116</b>	15.683	124	18.661	173	175
5	57.263	22.136	115	16.384	117	18.743	173	170	15	55.696	21.485	114	15.484	124	18.727	173	173
6	55.837	21.441	115	15.745	119	18.651	175	169	16	55.356	<b>21.175</b>	116	15.553	124	18.628	173	170
7	55.777	21.497	114	15.640	123	18.640	172	173	17	55.502	21.398	114	15.479	125	18.625	174	173
8	56.297	21.417	115	15.662	125	19.218	<b>176</b>	171	18	<b>55.299</b>	21.324	114	<b>15.438</b>	<b>126</b>	18.537	175	175
9	56.122	21.322	115	16.127	124	18.673	176	176	19	55.367	21.325	114	15.553	126	<b>18.489</b>	175	175
10	55.447	21.319	114	15.548	123	18.580	172	174									

### 40 Simon Tomlinson , Golf MK5 GTI / GBR

theoretical besttime: 55.885

Lap	Time	S1	V1	S2	V2	S3	V3	Vmax	Lap	Time	S1	V1	S2	V2	S3	V3	Vmax
1	1:13.601	34.132	110	18.680	90	20.789	169		6	57.310	21.817	114	16.186	119	19.307	177	<b>175</b>
2	1:02.150	25.720	98	16.946	110	19.484	174	146	7	57.241	22.054	<b>115</b>	16.146	122	19.041	<b>178</b>	167
3	59.093	22.665	112	16.848	113	19.580	176	160	8	56.402	21.728	114	15.874	<b>124</b>	<b>18.800</b>	177	173
4	58.525	22.431	112	16.798	105	19.296	177	158	9	<b>56.009</b>	21.604	113	<b>15.591</b>	121	18.814	177	174
5	57.290	21.967	113	16.227	116	19.096	177	162	10	56.522	<b>21.494</b>	111	15.988	115	19.040	175	175

### 44 Robin Riley , Beetle RSI / GBR

theoretical besttime: 54.957

Lap	Time	S1	V1	S2	V2	S3	V3	Vmax	Lap	Time	S1	V1	S2	V2	S3	V3	Vmax
1	1:13.339	32.392	102	19.580	84	21.367	170		11	56.117	21.738	<b>111</b>	15.515	123	18.864	173	164
2	1:01.637	25.787	105	16.344	117	19.506	169	152	12	56.352	21.971	109	15.497	125	18.884	171	172
3	57.884	22.384	108	16.234	119	19.266	170	165	13	56.118	21.749	111	15.378	125	18.991	170	173
4	57.897	22.938	108	16.005	119	18.954	<b>173</b>	160	14	56.212	22.030	106	15.377	127	18.805	171	168
5	57.337	22.362	108	16.018	121	18.957	173	166	15	56.738	21.982	108	15.419	124	19.337	169	169
6	56.799	22.302	107	15.610	128	18.887	170	168	16	55.931	21.611	109	15.212	128	19.108	173	174
7	55.661	21.576	108	15.295	<b>129</b>	18.790	170	167	17	55.714	21.666	109	15.345	126	18.703	170	161
8	55.478	21.558	110	15.221	125	18.699	170	171	18	55.594	<b>21.124</b>	109	15.372	124	19.098	171	<b>178</b>
9	<b>55.285</b>	21.452	109	<b>15.205</b>	129	<b>18.628</b>	173	173	19	55.835	21.417	107	15.358	126	19.060	171	172
10	57.757	22.292	109	16.492	123	18.973	171	172									

### 48 Richard Morgan , Golf MK5 GTI / GBR

theoretical besttime: 54.060

Lap	Time	S1	V1	S2	V2	S3	V3	Vmax	Lap	Time	S1	V1	S2	V2	S3	V3	Vmax
1	1:05.079	28.740	113	16.664	119	19.675	<b>177</b>		11	55.289	21.089	111	15.632	129	18.568	177	177
2	56.214	21.888	112	15.536	125	18.790	177	162	12	54.982	21.492	110	15.152	133	18.338	177	179
3	55.602	21.750	110	15.231	131	18.621	176	169	13	55.370	21.301	112	15.656	129	18.413	175	183
4	55.211	21.485	114	15.172	133	18.554	176	180	14	54.653	21.075	113	15.148	125	18.430	176	179
5	55.107	21.395	110	15.155	132	18.557	175	169	15	55.019	21.252	113	15.474	133	18.293	177	177
6	<b>54.366</b>	20.929	111	15.071	<b>134</b>	18.366	176	180	16	54.567	21.163	113	15.128	131	18.276	177	<b>185</b>
7	54.700	21.053	110	15.207	134	18.440	176	177	17	54.535	21.364	106	<b>14.960</b>	132	<b>18.211</b>	177	180
8	54.585	<b>20.889</b>	113	15.246	125	18.450	177	182	18	56.269	21.648	111	15.490	122	19.131	175	173
9	55.068	21.199	112	15.198	130	18.671	177	181	19	54.781	21.268	113	14.968	131	18.545	176	179
10	55.377	21.690	<b>115</b>	15.257	129	18.430	177	168									

### 50 Shaun Hollamby , Golf MK5 GTI / GBR

theoretical besttime: 54.147

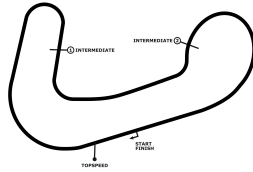
Lap	Time	S1	V1	S2	V2	S3	V3	Vmax	Lap	Time	S1	V1	S2	V2	S3	V3	Vmax
1	1:06.572	26.765	113	16.105	125	23.702	171		11	54.704	21.266	113	15.059	128	18.379	178	185
2	1:04.210	28.882	113	16.454	117	18.874	<b>179</b>	175	12	54.690	21.291	114	15.022	130	18.377	178	186
3	57.136	22.529	113	15.859	123	18.748	176	169	13	54.695	21.247	115	15.007	126	18.441	178	186
4	55.747	21.357	113	15.886	123	18.504	178	180	14	56.383	23.160	114	<b>14.887</b>	128	18.336	178	176
5	54.845	21.224	115	15.247	129	18.374	178	181	15	54.679	21.074	114	15.209	130	18.396	178	184
6	54.613	21.205	114	15.089	131	<b>18.319</b>	179	187	16	54.706	21.224	115	15.082	128	18.400	177	187
7	54.558	20.984	116	15.098	121	18.476	179	<b>188</b>	17	54.608	21.262	113	14.966	131	18.380	177	186
8	55.089	21.071	116	15.576	122	18.442	178	184	18	54.395	<b>20.941</b>	114	15.018	<b>132</b>	18.436	177	186
9	54.909	21.044	115	15.452	128	18.413	178	187	19	<b>54.335</b>	21.001	114	14.925	129	18.409	177	186
10	54.934	21.063	<b>117</b>	15.375	128	18.496	177	186	20	55.510	21.246	110	15.051	128	18.400	177	186

# DTM Brands Hatch

Brands Hatch Indy Circuit, length 1929 m

18. - 20.05.2012

Volkswagen Racing Cup



-Reg.No.: 71131

## Lap Analysis race 2, 20.05.2012

### 51 Simon Andrews , Golf MK5 GTI / GBR

theoretical besttime: 54.216

Lap	Time	S1	V1	S2	V2	S3	V3	Vmax	Lap	Time	S1	V1	S2	V2	S3	V3	Vmax
1	1:05.274	27.887	112	16.894	115	20.493	177		11	55.467	21.414	114	15.949	126	<b>18.104</b>	<b>183</b>	176
2	56.531	22.190	111	15.753	124	18.588	182	157	12	55.051	21.313	115	15.339	129	18.399	182	176
3	56.730	22.097	113	16.199	123	18.434	182	169	13	54.641	21.084	115	15.406	129	18.151	182	174
4	55.391	21.335	114	15.522	126	18.534	180	170	14	54.632	21.255	114	15.149	128	18.228	183	175
5	55.163	21.329	114	15.603	125	18.231	182	173	15	<b>54.404</b>	21.144	116	<b>15.076</b>	<b>131</b>	18.184	182	181
6	55.173	<b>21.036</b>	115	15.730	127	18.407	181	176	16	54.481	21.182	116	15.103	129	18.196	182	174
7	54.709	21.137	114	15.386	127	18.186	182	<b>181</b>	17	54.408	21.036	115	15.127	129	18.245	182	175
8	55.483	21.432	115	15.560	123	18.491	180	171	18	55.322	21.643	114	15.366	125	18.313	182	167
9	54.670	21.084	113	15.283	123	18.303	181	172	19	54.675	21.079	<b>117</b>	15.249	125	18.347	183	176
10	55.163	21.353	115	15.371	126	18.439	180	173	20	55.566	21.497	116	15.496	124		161	178

### 65 Craig Milner , Scirocco R / GBR

theoretical besttime: 55.284

Lap	Time	S1	V1	S2	V2	S3	V3	Vmax	Lap	Time	S1	V1	S2	V2	S3	V3	Vmax
1	1:12.776	32.996	112	19.303	91	20.477	174		11	56.064	21.729	114	15.591	128	18.744	175	161
2	1:00.893	25.056	113	16.713	115	19.124	<b>178</b>	157	12	56.307	21.965	114	15.651	127	18.691	176	171
3	58.353	22.956	112	16.339	120	19.058	178	165	13	56.132	21.703	114	15.663	126	18.766	176	178
4	57.845	22.659	113	16.541	116	18.645	177	155	14	56.303	21.885	113	15.625	125	18.793	177	165
5	56.618	22.000	113	15.821	123	18.797	176	163	15	56.487	21.774	<b>115</b>	15.643	118	19.070	176	169
6	56.314	21.732	113	15.728	126	18.854	176	176	16	56.086	21.607	114	15.501	121	18.978	176	174
7	56.102	21.491	113	15.733	123	18.878	176	<b>179</b>	17	<b>55.642</b>	21.466	114	15.565	<b>129</b>	<b>18.611</b>	175	169
8	56.070	21.626	114	15.564	126	18.880	176	173	18	55.708	<b>21.214</b>	114	15.666	123	18.828	175	173
9	55.908	21.729	114	<b>15.459</b>	127	18.720	176	171	19	55.750	21.352	113	15.640	125	18.758	176	173
10	57.703	22.303	113	16.557	121	18.843	175	176									

### 66 Dominic Pettit , Jetta Sport / GBR

theoretical besttime: 53.570

Lap	Time	S1	V1	S2	V2	S3	V3	Vmax	Lap	Time	S1	V1	S2	V2	S3	V3	Vmax
1	1:09.719	30.383	92	18.270	76	21.066	176		11	<b>53.655</b>	20.600	115	<b>14.819</b>	136	18.236	177	186
2	56.511	22.080	112	15.758	134	18.673	176	165	12	54.125	<b>20.526</b>	114	15.374	136	<b>18.225</b>	178	187
3	56.840	21.116	<b>115</b>	17.146	129	18.578	178	186	13	54.687	20.655	113	15.544	119	18.488	175	188
4	55.543	21.307	114	15.673	132	18.563	176	180	14	55.071	21.081	115	15.012	125	18.978	179	177
5	54.997	21.159	114	15.341	133	18.497	175	185	15	54.608	21.154	115	15.044	133	18.410	171	173
6	54.575	21.162	110	14.953	135	18.460	177	186	16	54.475	21.178	113	15.049	133	18.248	179	182
7	54.767	21.372	113	14.970	134	18.425	177	185	17	54.561	21.280	112	15.044	134	18.237	<b>180</b>	174
8	54.259	21.012	114	14.919	135	18.328	178	187	18	55.632	21.603	111	15.601	126	18.428	175	179
9	53.699	20.599	114	14.856	136	18.244	178	<b>188</b>	19	54.686	21.278	113	15.022	130	18.386	172	181
10	53.884	20.689	114	14.829	<b>138</b>	18.366	177	182	20	1:07.013	31.788	102	15.377	135		113	180

### 68 Richard Walker , Golf MK5 GTI / GBR

theoretical besttime: 48.494

Lap	Time	S1	V1	S2	V2	S3	V3	Vmax	Lap	Time	S1	V1	S2	V2	S3	V3	Vmax
1	1:06.534	29.918	106	16.328	115	20.288	170		11	<b>53.578</b>	20.533	112	14.924	<b>135</b>	<b>18.121</b>	176	185
2	55.650	21.793	113	15.522	122	18.335	<b>179</b>	168	12	53.995	20.685	114	14.862	132	18.448	175	186
3	54.981	21.086	114	15.347	130	18.548	177	176	13	57.781	24.604	113	14.910	130	18.267	178	178
4	54.106	20.698	115	15.142	131	18.266	178	175	14	54.097	20.852	113	15.051	132	18.194	178	182
5	54.416	20.916	113	15.189	129	18.311	177	181	15	54.060	20.875	115	14.938	131	18.247	178	173
6	54.909	20.642	114	15.279	128	18.988	171	187	16	53.826	20.676	114	14.920	132	18.230	177	185
7	54.186	20.749	113	15.140	129	18.297	177	181	17	54.880	20.622	113	15.510	123	18.748	175	186
8	54.389	21.007	114	15.220	129	18.162	178	187	18	53.935	20.747	114	14.907	134	18.281	176	185
9	54.302	20.968	114	15.004	130	18.330	175	<b>188</b>	19	58.892	20.605	<b>116</b>	14.918	133	23.369	176	185
10	53.737	20.554	115	14.912	133	18.271	176	186	20	48.777	<b>15.581</b>	116	<b>14.792</b>	132		176	

### 69 James Walker , Scirocco R / GBR

theoretical besttime: 53.277

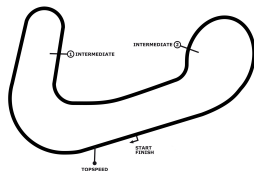
Lap	Time	S1	V1	S2	V2	S3	V3	Vmax	Lap	Time	S1	V1	S2	V2	S3	V3	Vmax
1	1:04.258	27.896	114	16.647	116	19.715	173		11	53.968	20.513	113	15.330	129	18.125	176	184
2	55.600	21.437	113	15.665	127	18.498	175	180	12	54.503	21.085	114	15.255	127	18.163	175	185
3	55.404	21.131	114	15.610	125	18.663	174	181	13	58.584	25.197	112	15.148	125	18.239	175	158
4	54.549	20.810	113	15.377	128	18.362	<b>176</b>	183	14	53.672	20.696	113	14.972	133	<b>18.004</b>	175	182
5	54.412	20.796	<b>115</b>	15.389	130	18.227	176	<b>185</b>	15	53.745	20.657	113	14.966	130	18.122	175	184
6	54.308	20.924	114	15.127	132	18.257	174	183	16	<b>53.468</b>	20.586	115	<b>14.871</b>	133	18.011	176	184
7	54.180	20.532	114	15.262	118	18.386	175	183	17	54.424	20.895	112	15.201	128	18.328	173	185
8	53.654	20.465	114	15.132	130	18.057	176	183	18	54.087	20.666	114	15.173	130	18.248	174	181
9	54.940	20.709	113	15.795	118	18.436	174	185	19	53.583	<b>20.402</b>	112	15.002	<b>135</b>	18.179	173	182
10	53.577	20.450	115	15.050	132	18.077	175	184	20	53.626	20.546	114	14.878	134		174	181

# DTM Brands Hatch

Brands Hatch Indy Circuit, length 1929 m

18. - 20.05.2012

Volkswagen Racing Cup



## Lap Analysis race 2, 20.05.2012

-Reg.No.: 71131

**96 Cameron Thompson , Golf MK5 GTI / GBR**

**theoretical besttime:**

Lap	Time	S1	V1	S2	V2	S3	V3	Vmax	Lap	Time	S1	V1	S2	V2	S3	V3	Vmax
1	1:14.895	29.864	<b>91</b>	<b>25.514</b>	<b>114</b>	<b>19.517</b>	<b>174</b>										

**99 Mark Clynes , Golf MK5 GTI / GBR**

**theoretical besttime: 55.225**

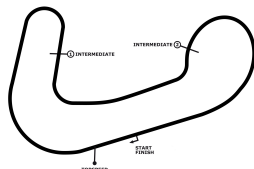
Lap	Time	S1	V1	S2	V2	S3	V3	Vmax	Lap	Time	S1	V1	S2	V2	S3	V3	Vmax
1	1:11.500	32.063	111	19.212	97	20.225	174		11	55.726	21.420	114	15.868	124	18.438	175	172
2	1:01.123	25.485	110	16.699	120	18.939	174	156	12	57.427	23.030	115	15.766	122	18.631	170	169
3	57.363	22.114	112	16.623	118	18.626	<b>175</b>	<b>176</b>	13	56.384	22.140	115	15.671	121	18.573	173	157
4	56.969	22.028	114	16.314	121	18.627	175	169	14	55.751	21.923	113	<b>15.570</b>	126	<b>18.258</b>	174	171
5	56.433	21.662	114	16.231	121	18.540	175	175	15	56.128	21.851	114	15.814	129	18.463	173	172
6	56.355	21.908	114	15.919	126	18.528	174	171	16	56.276	21.967	113	15.899	124	18.410	175	171
7	<b>55.560</b>	21.496	114	15.723	<b>129</b>	18.341	174	175	17	56.324	21.943	115	15.813	126	18.568	174	162
8	55.771	21.503	112	15.789	119	18.479	175	176	18	56.139	21.571	115	16.087	123	18.481	173	163
9	55.897	21.594	114	15.844	127	18.459	174	172	19	56.300	22.098	<b>116</b>	15.632	124	18.570	174	163
10	55.639	<b>21.397</b>	115	15.801	122	18.441	174	168									

# DTM Brands Hatch

Brands Hatch Indy Circuit, length 1929 m

18. - 20.05.2012

Volkswagen Racing Cup



APR VOLKSWAGEN  
**iRacing  
Cup** 2012

## Best Sector Times race 2, 20.05.2012

-Reg.No.: 71131

sector 1			sector 2			sector 3			
Pos.	No	Driver	Time	No	Driver	Time	No	Driver	Time
1	68	Walker R.	15.581	22	Fuller H.	14.655	32	Griffin K.	17.879
2	69	Walker J.	20.402	15	Neuhoff M.	14.749	69	Walker J.	18.004
3	20	Cartwright J.	20.493	68	Walker R.	14.792	15	Neuhoff M.	18.044
4	22	Fuller H.	20.522	20	Cartwright J.	14.806	20	Cartwright J.	18.058
5	66	Pettit D.	20.526	66	Pettit D.	14.819	51	Andrews S.	18.104
6	32	Griffin K.	20.541	69	Walker J.	14.871	68	Walker R.	18.121
7	8	Mason A.	20.611	5	Wilson T.	14.875	22	Fuller H.	18.165
8	9	Wyhinny P.	20.660	50	Hollamby S.	14.887	8	Mason A.	18.200
9	15	Neuhoff M.	20.685	32	Griffin K.	14.902	48	Morgan R.	18.211
10	5	Wilson T.	20.846	48	Morgan R.	14.960	66	Pettit D.	18.225
11	21	Wilmott A.	20.885	12	Harberman T.	15.007	5	Wilson T.	18.226
12	48	Morgan R.	20.889	8	Mason A.	15.014	99	Clynes M.	18.258
13	50	Hollamby S.	20.941	31	Dehadray P.	15.062	50	Hollamby S.	18.319
14	13	Fulbrook J.	20.968	51	Andrews S.	15.076	13	Fulbrook J.	18.324
15	51	Andrews S.	21.036	21	Wilmott A.	15.166	21	Wilmott A.	18.341
16	44	Riley R.	21.124	44	Riley R.	15.205	9	Wyhinny P.	18.361
17	33	Kingsnorth R.	21.175	13	Fulbrook J.	15.237	31	Dehadray P.	18.400
18	65	Milner C.	21.214	9	Wyhinny P.	15.337	27	Fairbrother D.	18.437
19	99	Clynes M.	21.397	33	Kingsnorth R.	15.438	33	Kingsnorth R.	18.489
20	31	Dehadray P.	21.463	65	Milner C.	15.459	6	Wilson J.	18.560
21	40	Tomlinson S.	21.494	19	Chopra N.	15.507	12	Harberman T.	18.577
22	27	Fairbrother D.	21.507	27	Fairbrother D.	15.525	65	Milner C.	18.611
23	12	Harberman T.	21.529	99	Clynes M.	15.570	44	Riley R.	18.628
24	6	Wilson J.	22.154	40	Tomlinson S.	15.591	19	Chopra N.	18.777
25	19	Chopra N.	22.193	6	Wilson J.	15.835	40	Tomlinson S.	18.800
26	24	Morris P.	23.724	24	Morris P.	16.765	96	Thompson C.	19.517
27	30	Levett C.	00.000	96	Thompson C.	25.514	24	Morris P.	19.583
28	96	Thompson C.	00.000	30	Levett C.	00.000	30	Levett C.	00.000



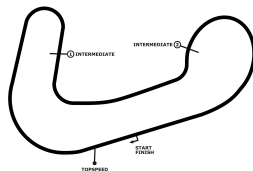
# DTM Brands Hatch

Brands Hatch Indy Circuit, length 1929 m

18. - 20.05.2012

Volkswagen Racing Cup

Topspeed race 2, 20.05.2012



**APR VOLKSWAGEN**  
**iRacing**  
**Cup 2012**

-Reg.No.: 71131

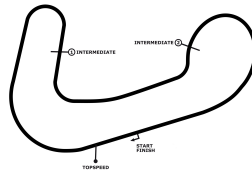
Car No.	Driver	Make	Speed km/h
15	Mike Neuhoff	Golf MK6 GTI	191
50	Shaun Hollamby	Golf MK5 GTI	188
66	Dominic Pettit	Jetta Sport	188
20	Jamie Cartwright	Golf MK5 GTI	188
68	Richard Walker	Golf MK5 GTI	188
22	Howard Fuller	Golf MK5 GTI	187
32	Keiran Griffin	Scirocco R	185
48	Richard Morgan	Golf MK5 GTI	185
69	James Walker	Scirocco R	185
8	Aaron Mason	Golf MK5 GTI	185
12	Tony Harberman	Beetle RSI	184
13	Joe Fulbrook	BORA 1.8T	183
9	Peter Wyhinny	Seat Cupra	183
5	Thomas Wilson	Golf MK5 GTI	182
31	Paul Dehadray	Golf MK5 GTI	181
51	Simon Andrews	Golf MK5 GTI	181
65	Craig Milner	Scirocco R	179
33	Richard Kingsnorth	Golf MK5 GTI	179
21	Andy Wilmott	Golf MK5 GTI	178
27	David Fairbrother	Golf GTI	178
44	Robin Riley	Beetle RSI	178
6	Jonathan Wilson	Scirocco R	176
99	Mark Clynes	Golf MK5 GTI	176
40	Simon Tomlinson	Golf MK5 GTI	175
19	Nikhil Chopra	Golf R32	170
24	Phil Morris	Golf MK5 GTI	165
96	Cameron Thompson	Golf MK5 GTI	---
30	Chris Levett	Golf MK5 GTI	---

# DTM Brands Hatch

Brands Hatch Indy Circuit, length 1929 m

18. - 20.05.2012

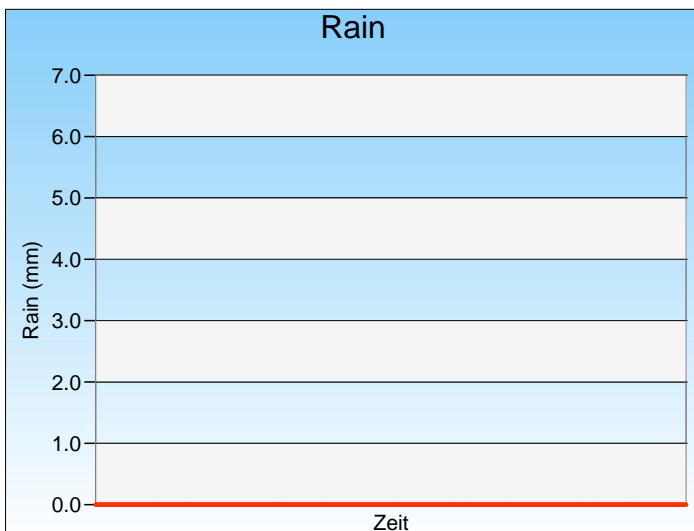
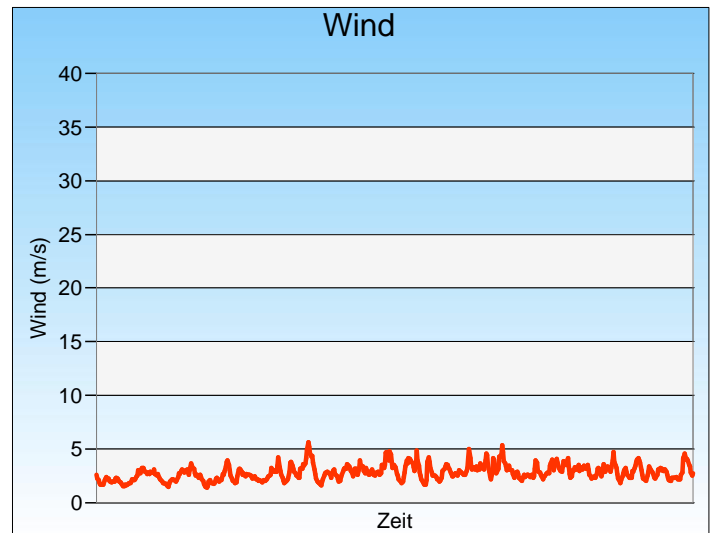
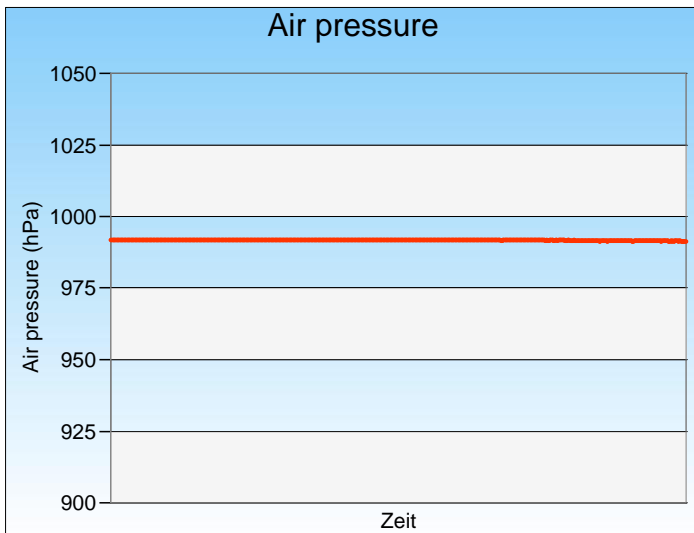
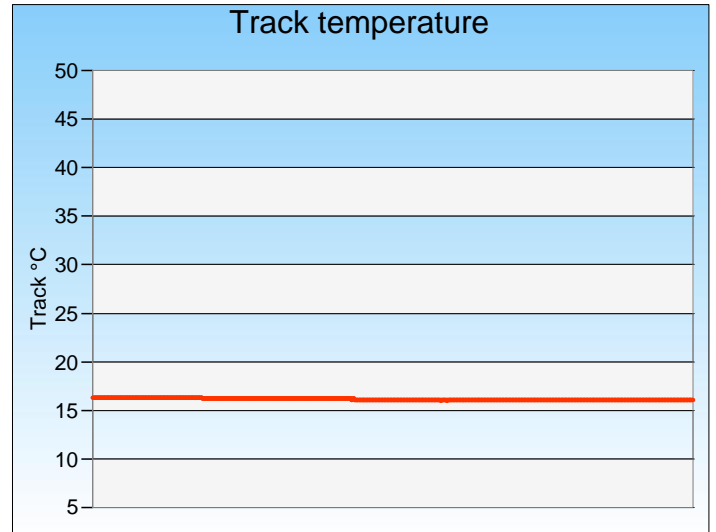
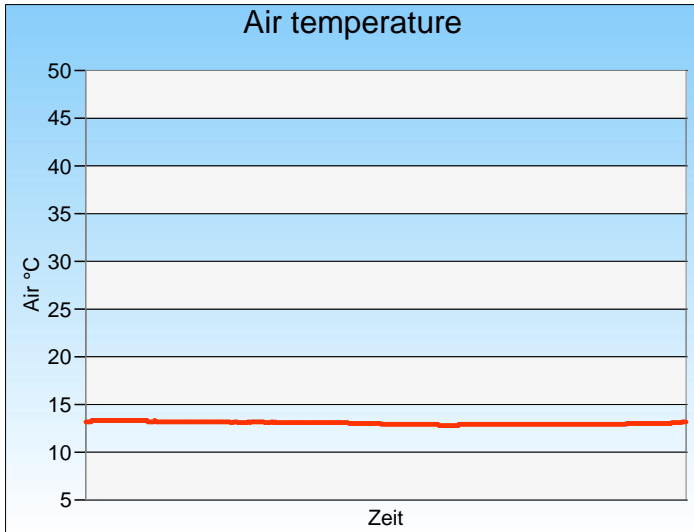
Volkswagen Racing Cup



## Weather race 2

-Reg.No.: 71131

20.05.2012, 17:10:00 - 17:30:00



Weather:

cloudy

