



# VOLKSWAGEN RACING CUP

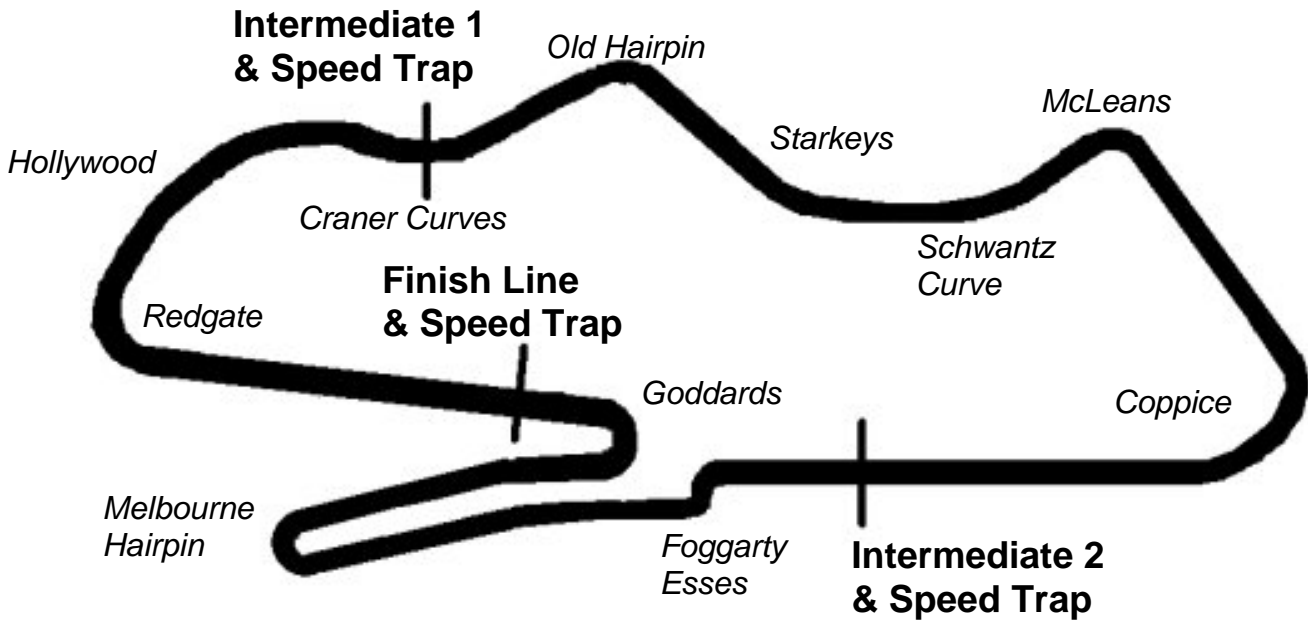
**Round 11 & 12  
Donington Park GP**

**24th & 25th September 2011**



**Results Provided by Timing Solutions Ltd**  
[www.tsl-timing.com](http://www.tsl-timing.com)

# DONINGTON PARK GP



Circuit Length: 2.4873 miles / 4003.0 metres  
Intermediate 1: 941 metres  
Intermediate 2: 2641 metres  
Pit In: 3966 metres  
Pit Out: 236 metres after Finish Line  
Pit In – Pit Out: 264 metres, @ 50kph = 19.0s @ 60kph = 15.8s, @ 80kph = 11.8s

**Volkswagen Racing Cup with FUCHS Lubricants**  
**QUALIFYING - RACE 5 - ROUND 11 - CLASSIFICATION**

POS	NO	CL	NAME	ENTRY	TIME	ON	LAPS	GAP	DIFF	MPH
1	13		<b>Joe FULBROOK</b>	Bora 1.8T - Warranty Direct Racing	<b>1:46.804</b>	6	10			83.84
2	53		<b>Steve CHAPLIN</b>	Beetle 3.2 Rsi - Complete Utilities	<b>1:46.903</b>	8	11	<b>0.099</b>	0.099	83.76
3	4		<b>Zoe WENHAM</b>	Golf Mk5 Gti - Slidesports	<b>1:47.333</b>	11	11	<b>0.529</b>	0.430	83.42
4	8		<b>Aaron MASON</b>	Golf Mk5 Gti - Comline / Awm	<b>1:47.621</b>	10	11	<b>0.817</b>	0.288	83.20
5	21		<b>Richard WALKER</b>	Golf Mk5 Gti -	<b>1:47.695</b>	5	8	<b>0.891</b>	0.074	83.14
6	42		<b>Alex DZIURZYNSKI</b>	Corrado V6 - West End Precision	<b>1:47.875</b>	6	10	<b>1.071</b>	0.180	83.00
7	69		<b>James WALKER</b>	Golf Mk5 Gti - KPM Racing	<b>1:48.224</b>	10	10	<b>1.420</b>	0.349	82.74
8	31		<b>Thomas WILSON</b>	Golf Mk5 Gti -	<b>1:48.241</b>	11	11	<b>1.437</b>	0.017	82.72
9	55		<b>Chris LEVETT</b>	Golf Mk5 Gti - Slidesports	<b>1:48.474</b>	11	11	<b>1.670</b>	0.233	82.54
10	6		<b>Stewart LINES</b>	Golf Mk6 Gti - Volkswagen Racing Uk	<b>1:49.052</b>	8	11	<b>2.248</b>	0.578	82.11
11	7		<b>Tim SNAYLAM</b>	Golf Mk5 Gti - Allied Nippon	<b>1:49.233</b>	8	11	<b>2.429</b>	0.181	81.97
12	38		<b>Steve WOOD</b>	Golf Mk5 Gti - Complete Utilities	<b>1:49.450</b>	7	10	<b>2.646</b>	0.217	81.81
13	48		<b>Richard MORGAN</b>	Golf Mk5 Gti -	<b>1:49.461</b>	7	11	<b>2.657</b>	0.011	81.80
14	10		<b>Mark HOWARD</b>	Golf Mk5 Gti - KPM Racing	<b>1:49.608</b>	9	10	<b>2.804</b>	0.147	81.69
15	5		<b>Chris JONES</b>	Jetta 2.0 Sport - Complete Utilities	<b>1:49.696</b>	8	10	<b>2.892</b>	0.088	81.62
16	41		<b>Didge DZIURZYNSKI</b>	Golf Mk2 Gti - West End Precision	<b>1:49.887</b>	5	10	<b>3.083</b>	0.191	81.48
17	50		<b>Peter LETTINGA</b>	Golf Mk5 Gti - Kpm Racing	<b>1:50.433</b>	7	11	<b>3.629</b>	0.546	81.08
18	9		<b>Craig MILNER</b>	Seat Cupra 2.0 R - Volkswagen Racing Uk	<b>1:50.803</b>	7	10	<b>3.999</b>	0.370	80.81
19	33		<b>Simon ELLIOTT</b>	Caddy Van Racer - Volkswagen Racing Uk	<b>1:51.569</b>	8	10	<b>4.765</b>	0.766	80.25
20	24		<b>Philip MORRIS</b>	Golf Mk5 Gti - KPM Racing	<b>1:52.417</b>	9	9	<b>5.613</b>	0.848	79.65
21	51		<b>Simon ANDREWS</b>	Golf Mk5 Gti -	<b>1:54.684</b>	8	9	<b>7.880</b>	2.267	78.07
22	44		<b>Robin RILEY</b>	Beetle 3.2 Rsi -	<b>1:55.524</b>	7	9	<b>8.720</b>	0.840	77.51
23	46		<b>Andrew SMITH</b>	Beetle Tdi - Vis-Tuning	<b>1:55.739</b>	3	3	<b>8.935</b>	0.215	77.36
24	22		<b>Cassey WATSON</b>	Golf Mk4 1.8T - Lunar Racing	<b>2:22.739</b>	2	2	<b>35.935</b>	27.000	62.73

Weather / Track : Cloudy / Dry  
 These results are provisional until the conclusion of any judicial and technical matters.

Donington Park GP  
 Circuit Length = 2.4873 miles  
 Start: 13:17 End: 13:39

Clerk of Course :		Timekeeper :
-------------------	--	--------------

Volkswagen Racing Cup with FUCHS Lubricants  
**QUALIFYING - RACE 5 - ROUND 11 - SECTOR ANALYSIS**

<b>4</b>	<b>Zoe WENHAM</b>					<b>Slidesports</b>									
1 -	31.499	87.4	45.701	106.2	49.780	75.6	2:06.980	7 -	24.028	111.7	42.693	108.2	41.712	75.1	1:48.433
2 -	25.988	83.6	46.903	106.4	42.079	76.1	1:54.970	8 -	24.073	111.3	42.602	108.8	41.267	77.0	1:47.942
3 -	24.540	100.0	43.814	108.1	42.159	76.0	1:50.513	9 -	24.074	111.5	42.672	109.5	41.336	77.1	1:48.082
4 -	24.108	<b>115.5</b>	43.338	107.2	41.775	75.6	1:49.221	10 -	23.932	112.0	42.708	<b>109.7</b>	41.634	77.5	1:48.274
5 -	24.780	95.6	47.421	84.6	48.119	61.2	2:00.320	11 -	<b>23.856</b>	113.0	<b>42.506</b>	109.5	<b>40.971</b>	<b>78.2</b>	<b>1:47.333</b>
6 -	35.731	80.0	46.825	107.9	43.907	76.6	2:06.463								
<b>5</b>	<b>Chris JONES</b>					<b>Complete Utilities</b>									
1 -	30.059	76.9	52.215	107.2	47.905	78.7	2:10.179	6 -	24.285	104.7	44.271	110.2	43.531	<b>79.4</b>	1:52.087
2 -	25.728	96.6	45.992	108.2	44.112	78.6	1:55.832	7 -	24.174	105.0	43.646	<b>110.6</b>	42.475	78.9	1:50.295
3 -	24.712	101.4	44.924	110.0	43.118	79.3	1:52.754	8 -	24.138	110.7	<b>43.403</b>	110.2	<b>42.155</b>	79.2	<b>1:49.696</b>
4 -	24.409	103.2	43.713	<b>110.6</b>	42.499	79.2	1:50.621	9 -	<b>24.040</b>	<b>112.0</b>	43.699	108.9	42.525	74.4	1:50.264
5 -	24.158	105.7	43.807	110.4	42.237	79.1	1:50.202	10 -	24.823	104.0	44.204	109.7	42.247	78.5	1:51.274
<b>6</b>	<b>Stewart LINES</b>					<b>Volkswagen Racing Uk</b>									
1 -	27.035	88.1	46.768	107.7	45.838	77.5	1:59.641	7 -	24.319	107.5	43.228	108.9	42.536	78.8	1:50.083
2 -	25.292	97.8	43.933	109.5	43.298	79.3	1:52.523	8 -	24.250	106.7	<b>42.539</b>	110.2	42.263	77.8	<b>1:49.052</b>
3 -	24.346	107.4	43.565	<b>111.3</b>	43.759	77.5	1:51.670	9 -	24.282	107.2	42.950	110.6	42.034	79.5	1:49.266
4 -	24.282	108.2	42.848	110.9	42.501	77.7	1:49.631	10 -	24.134	108.6	43.186	110.0	42.235	<b>81.0</b>	1:49.555
5 -	24.262	107.5	43.761	109.8	42.603	78.3	1:50.626	11 -	24.134	107.2	43.326	108.9	<b>41.713</b>	80.3	1:49.173
6 -	<b>24.013</b>	<b>108.9</b>	42.884	110.9	42.220	78.9	1:49.117								
<b>7</b>	<b>Tim SNAYLAM</b>					<b>Allied Nippon</b>									
1 -	27.549	88.9	48.451	107.5	44.915	80.4	2:00.915	7 -	24.587	106.2	43.279	111.8	42.451	79.3	1:50.317
2 -	25.140	97.0	44.384	110.7	42.872	79.6	1:52.396	8 -	<b>24.049</b>	<b>110.4</b>	<b>42.908</b>	112.0	42.276	79.6	<b>1:49.233</b>
3 -	24.711	103.1	44.956	<b>112.2</b>	43.309	79.3	1:52.976	9 -	26.003	86.3	51.284	97.3	52.565	76.1	2:09.852
4 -	24.761	105.0	43.344	111.3	42.529	80.1	1:50.634	10 -	27.158	90.8	51.996	72.5	52.993	80.2	2:12.147
5 -	24.716	100.0	45.016	112.0	43.141	79.7	1:52.873	11 -	24.645	106.4	45.378	110.6	ln		1:57.975 P
6 -	24.466	105.5	43.212	111.3	<b>42.226</b>	<b>80.8</b>	1:49.904								
<b>8</b>	<b>Aaron MASON</b>					<b>Comline / Awm</b>									
1 -	26.615	84.2	47.133	107.0	43.833	78.5	1:57.581	7 -	24.014	110.9	42.897	109.8	43.965	78.0	1:50.876
2 -	24.385	108.8	43.987	109.3	42.406	78.1	1:50.778	8 -	26.698	79.7	46.740	106.0	49.116	<b>80.2</b>	2:02.554
3 -	24.117	113.0	48.346	109.1	42.338	78.5	1:54.801	9 -	23.931	112.4	43.222	109.1	41.763	80.1	1:48.916
4 -	24.063	111.3	43.330	109.5	41.746	79.6	1:49.139	10 -	23.896	<b>113.4</b>	<b>42.473</b>	109.8	<b>41.252</b>	80.0	<b>1:47.621</b>
5 -	24.195	107.2	43.233	109.7	41.456	78.7	1:48.884	11 -	<b>23.773</b>	<b>113.4</b>	45.633	84.7	46.905	79.4	1:56.311
6 -	23.889	108.6	42.897	<b>110.4</b>	42.102	<b>80.2</b>	1:48.888								
<b>9</b>	<b>Craig MILNER</b>					<b>Volkswagen Racing Uk</b>									
1 -	33.803	72.2	51.196	81.9	49.781	77.5	2:14.780	6 -	24.822	<b>109.7</b>	44.554	107.9	43.354	78.1	1:52.730
2 -	28.714	89.2	47.078	105.4	45.160	77.0	2:00.952	7 -	24.592	104.5	<b>43.784</b>	108.9	42.427	79.7	<b>1:50.803</b>
3 -	25.849	98.5	47.314	109.3	ln		2:00.635 P	8 -	<b>24.461</b>	103.4	44.553	108.2	42.689	<b>80.1</b>	1:51.703
4 -	Out	102.5	45.646	107.7	43.281	79.5	2:54.261	9 -	24.592	101.4	45.336	108.9	<b>42.275</b>	77.7	1:52.203
5 -	24.637	104.2	44.684	108.1	42.669	78.4	1:51.990	10 -	24.774	106.2	44.106	<b>109.7</b>	42.569	79.6	1:51.449
<b>10</b>	<b>Mark HOWARD</b>					<b>KPM Racing</b>									
1 -	29.091	77.5	51.574	79.2	48.276	76.4	2:08.941	6 -	24.372	104.7	43.498	109.7	ln		1:52.168 P
2 -	26.287	89.7	46.258	106.4	54.807	49.2	2:07.352	7 -	Out	99.7	43.787	108.8	42.953	<b>78.7</b>	2:50.496
3 -	26.639	93.6	44.851	<b>110.2</b>	43.337	78.0	1:54.827	8 -	24.242	104.7	43.445	<b>110.2</b>	42.979	77.8	1:50.666
4 -	24.394	104.5	44.097	109.3	43.412	<b>78.7</b>	1:51.903	9 -	<b>24.041</b>	110.0	<b>43.075</b>	109.7	<b>42.492</b>	78.6	<b>1:49.608</b>
5 -	24.354	106.7	43.538	109.7	42.753	78.4	1:50.645	10 -	24.089	<b>110.6</b>	43.307	109.3	42.912	77.6	1:50.308
<b>13</b>	<b>Joe FULBROOK</b>					<b>Warranty Direct Racing</b>									
1 -	30.214	72.4	55.592	74.2	52.554	80.5	2:18.360	6 -	23.608	109.1	42.187	114.5	<b>41.009</b>	81.4	<b>1:46.804</b>
2 -	24.114	104.2	42.866	114.9	41.659	81.1	1:48.639	7 -	26.943	85.2	50.275	91.3	45.424	80.7	2:02.642
3 -	23.743	109.8	42.889	114.3	41.588	80.8	1:48.220	8 -	24.863	100.0	45.073	96.8	44.506	<b>81.6</b>	1:54.442
4 -	23.977	109.3	42.165	113.4	49.488	78.7	1:55.630	9 -	<b>23.537</b>	112.0	<b>42.074</b>	114.9	41.562	80.1	1:47.173
5 -	23.986	103.9	42.776	112.0	41.579	79.1	1:48.341	10 -	23.548	<b>114.7</b>	42.255	<b>115.5</b>	41.369	80.1	1:47.172

Weather / Track : Cloudy / Dry

Donington Park GP  
 Circuit Length = 2.4873 miles  
 Start: 13:17 End: 13:39

**Volkswagen Racing Cup with FUCHS Lubricants**  
**QUALIFYING - RACE 5 - ROUND 11 - SECTOR ANALYSIS**

<b>21</b>	<b>Richard WALKER</b>														
1 -	26.080	89.2	45.635	110.7	43.431	78.6	1:55.146	5 -	23.784	103.4	<b>42.585</b>	<b>111.5</b>	41.326	80.3	<b>1:47.695</b>
2 -	24.127	102.1	43.501	107.9	41.489	79.5	1:49.117	6 -	25.931	88.4	54.365	84.6	47.136	79.0	2:07.432
3 -	24.033	<b>106.0</b>	43.064	111.3	In		1:58.875 P	7 -	<b>23.707</b>	<b>106.0</b>	42.798	111.1	<b>41.250</b>	<b>81.3</b>	1:47.755
4 -	Out	81.3	50.276	91.9	44.119	79.0	3:50.528	8 -	26.303	70.7	59.693	95.5	In		2:20.352 P
<b>22</b>	<b>Cassey WATSON</b> Lunar Racing														
1 -	38.452	61.7	57.811	85.3	55.774	<b>73.7</b>	2:32.037	2 -	<b>30.539</b>	<b>64.2</b>	<b>57.119</b>	<b>100.0</b>	<b>55.081</b>	66.6	<b>2:22.739</b>
<b>24</b>	<b>Philip MORRIS</b> KPM Racing														
1 -	29.268	83.3	49.500	106.9	48.093	78.1	2:06.861	6 -	25.290	97.7	45.588	92.8	In		1:59.790 P
2 -	26.616	89.4	47.289	106.4	44.954	78.8	1:58.859	7 -	Out	89.2	47.679	105.0	44.816	<b>79.2</b>	4:13.925
3 -	25.591	97.7	45.646	107.5	43.916	79.0	1:55.153	8 -	25.228	103.7	44.544	<b>107.9</b>	43.197	78.0	1:52.969
4 -	26.301	97.8	45.485	106.9	In		2:01.481 P	9 -	<b>24.923</b>	<b>105.2</b>	<b>44.342</b>	107.7	<b>43.152</b>	79.0	<b>1:52.417</b>
5 -	Out	97.0	46.467	107.5	43.844	78.8	2:50.174								
<b>31</b>	<b>Thomas WILSON</b>														
1 -	27.306	93.5	46.419	110.4	47.275	79.2	2:01.000	7 -	23.859	<b>114.9</b>	42.820	111.8	42.030	78.6	1:48.709
2 -	24.806	99.6	44.651	<b>112.0</b>	42.936	79.0	1:52.393	8 -	23.951	113.0	43.121	110.9	42.404	<b>80.5</b>	1:49.476
3 -	24.552	104.2	45.336	110.6	42.653	79.0	1:52.541	9 -	<b>23.707</b>	114.3	43.070	111.5	41.556	80.1	1:48.333
4 -	24.204	102.1	43.154	111.3	42.274	79.0	1:49.632	10 -	27.028	104.9	42.939	110.9	<b>41.316</b>	80.0	1:51.283
5 -	23.948	113.7	42.965	111.8	41.735	79.0	1:48.648	11 -	23.857	114.5	42.920	111.5	41.464	79.3	<b>1:48.241</b>
6 -	24.163	113.6	<b>42.739</b>	111.3	41.511	78.7	1:48.413								
<b>33</b>	<b>Simon ELLIOTT</b> Volkswagen Racing Uk														
1 -	28.200	84.1	48.848	107.7	46.197	77.9	2:03.245	6 -	24.613	101.2	44.392	<b>109.7</b>	44.169	79.0	1:53.174
2 -	26.052	88.7	47.549	106.9	44.333	79.0	1:57.934	7 -	25.020	101.1	44.414	108.6	42.947	79.1	1:52.381
3 -	25.240	98.4	46.042	106.9	44.228	77.4	1:55.510	8 -	24.632	<b>103.2</b>	<b>44.376</b>	108.1	<b>42.561</b>	79.0	<b>1:51.569</b>
4 -	24.978	92.9	46.183	107.0	43.440	79.2	1:54.601	9 -	<b>24.335</b>	102.0	45.078	107.9	43.333	<b>80.1</b>	1:52.746
5 -	24.859	94.0	45.316	107.7	42.942	78.5	1:53.117	10 -	24.841	101.2	44.684	108.6	42.640	79.4	1:52.165
<b>38</b>	<b>Steve WOOD</b> Complete Utilities														
1 -	33.578	81.6	49.739	93.6	49.531	81.1	2:12.848	6 -	24.516	99.7	43.939	110.2	42.176	81.3	1:50.631
2 -	24.566	102.5	44.833	110.4	42.432	80.4	1:51.831	7 -	<b>23.924</b>	<b>103.7</b>	43.673	109.8	41.853	81.7	<b>1:49.450</b>
3 -	24.754	99.6	45.737	<b>110.9</b>	42.619	81.7	1:53.110	8 -	24.216	92.4	43.552	109.3	41.942	81.2	1:49.710
4 -	24.594	94.7	45.248	93.2	In		1:58.001 P	9 -	24.573	99.4	43.682	109.1	<b>41.807</b>	80.5	1:50.062
5 -	Out	95.1	46.509	110.7	42.716	<b>82.3</b>	2:48.129	10 -	23.926	102.9	<b>43.207</b>	109.1	45.092	71.4	1:52.225
<b>41</b>	<b>Didge DZIURZYNSKI</b> West End Precision														
1 -	27.967	79.5	48.929	101.7	47.609	79.9	2:04.505	6 -	24.754	111.8	<b>43.037</b>	<b>110.2</b>	<b>42.265</b>	79.3	1:50.056
2 -	24.634	103.2	44.775	102.6	44.037	80.2	1:53.446	7 -	23.999	111.3	43.580	107.5	42.890	79.1	1:50.469
3 -	23.980	110.4	44.201	108.2	43.211	<b>80.4</b>	1:51.392	8 -	25.997	93.6	49.579	93.9	In		2:07.440 P
4 -	24.162	106.9	43.669	108.6	42.633	79.5	1:50.464	9 -	Out	112.4	44.259	107.7	42.541	79.5	3:11.875
5 -	<b>23.925</b>	<b>113.4</b>	43.594	109.1	42.368	<b>80.4</b>	<b>1:49.887</b>	10 -	24.323	112.4	43.773	108.4	43.268	78.8	1:51.364
<b>42</b>	<b>Alex DZIURZYNSKI</b> West End Precision														
1 -	Out	91.4	46.599	74.6	47.236	80.3	1:56.469	6 -	<b>23.502</b>	112.2	<b>42.650</b>	113.6	41.723	<b>81.3</b>	<b>1:47.875</b>
2 -	23.954	109.3	43.898	112.6	42.702	79.6	1:50.554	7 -	23.518	110.4	46.189	87.7	44.790	80.6	1:54.497
3 -	24.360	101.8	43.641	113.0	42.016	80.6	1:50.017	8 -	23.828	111.8	43.747	112.6	41.904	80.5	1:49.479
4 -	23.778	109.5	42.767	<b>113.9</b>	42.140	80.7	1:48.685	9 -	23.850	111.8	43.199	<b>113.9</b>	42.373	80.4	1:49.422
5 -	24.342	88.8	46.359	92.9	46.046	79.6	1:56.747	10 -	23.670	<b>113.4</b>	43.144	113.0	<b>41.567</b>	80.8	1:48.381
<b>44</b>	<b>Robin RILEY</b>														
1 -	32.940	67.0	58.540	98.5	51.785	75.2	2:23.265	6 -	25.841	96.7	46.810	100.6	45.502	77.6	1:58.153
2 -	27.790	84.0	50.471	103.2	46.480	76.6	2:04.741	7 -	<b>25.372</b>	98.3	<b>46.260</b>	107.2	<b>43.892</b>	77.5	<b>1:55.524</b>
3 -	26.600	92.9	47.526	107.0	44.787	76.5	1:58.913	8 -	25.444	<b>100.6</b>	46.593	<b>107.4</b>	In		1:59.344 P
4 -	26.001	95.9	48.303	106.0	43.956	<b>78.0</b>	1:58.260	9 -	Out	85.7	51.676	97.4	In		3:34.181 P
5 -	25.669	97.3	47.358	106.4	44.191	77.6	1:57.218								
<b>46</b>	<b>Andrew SMITH</b> Vis-Tuning														
1 -	29.358	82.2	50.418	103.2	49.568	<b>76.3</b>	2:09.344	3 -	25.678	<b>105.8</b>	46.312	104.5	<b>43.749</b>	74.5	<b>1:55.739</b>

Weather / Track : Cloudy / Dry

Donington Park GP  
 Circuit Length = 2.4873 miles  
 Start: 13:17 End: 13:39

Volkswagen Racing Cup with FUCHS Lubricants  
**QUALIFYING - RACE 5 - ROUND 11 - SECTOR ANALYSIS**

2 -	25.794	99.4	47.641	104.9	44.965	75.7	1:58.400								
<b>48</b>	<b>Richard MORGAN</b>														
1 -	32.944	79.1	49.561	102.9	48.971	81.2	2:11.476	7 -	24.105	106.2	<b>43.296</b>	111.1	42.060	80.8	<b>1:49.461</b>
2 -	24.979	101.4	44.448	<b>112.2</b>	42.784	80.6	1:52.211	8 -	23.999	106.9	43.795	110.2	43.098	80.6	1:50.892
3 -	24.432	104.2	45.279	110.7	43.809	80.2	1:53.520	9 -	24.032	108.8	43.873	110.7	42.085	81.3	1:49.990
4 -	26.162	104.5	43.698	110.9	42.508	79.9	1:52.368	10 -	23.888	107.4	43.834	110.7	41.891	81.0	1:49.613
5 -	24.301	104.7	43.745	111.3	42.670	80.0	1:50.716	11 -	<b>23.796</b>	<b>110.9</b>	44.222	111.7	<b>41.696</b>	<b>81.4</b>	1:49.714
6 -	25.642	95.1	44.425	110.4	42.470	80.5	1:52.537								
<b>50</b>	<b>Peter LETTINGA</b> Kpm Racing														
1 -	26.977	91.4	46.763	110.2	46.717	79.1	2:00.457	7 -	24.632	106.7	<b>43.500</b>	110.2	42.301	78.0	<b>1:50.433</b>
2 -	24.675	98.5	44.795	<b>112.2</b>	43.236	<b>79.2</b>	1:52.706	8 -	24.460	107.4	43.891	110.0	43.850	78.5	1:52.201
3 -	24.313	106.9	45.351	109.8	42.924	79.0	1:52.588	9 -	24.220	109.1	43.875	108.8	42.627	79.1	1:50.722
4 -	24.183	106.9	44.042	111.1	42.968	78.6	1:51.193	10 -	<b>24.005</b>	<b>112.2</b>	44.419	111.3	<b>42.109</b>	77.8	1:50.533
5 -	24.384	105.7	44.012	110.7	42.450	78.3	1:50.846	11 -	24.132	106.0	56.948	65.8	ln		2:23.807 P
6 -	24.355	107.7	43.897	108.8	43.102	78.1	1:51.354								
<b>51</b>	<b>Simon ANDREWS</b>														
1 -	30.133	78.2	51.825	91.9	50.446	70.0	2:12.404	6 -	Out	91.2	46.164	102.8	45.935	72.0	3:31.920
2 -	27.242	91.7	48.910	101.4	46.807	71.7	2:02.959	7 -	26.112	82.4	46.300	103.6	44.690	<b>73.1</b>	1:57.102
3 -	26.277	95.6	46.756	103.7	45.505	72.1	1:58.538	8 -	<b>25.009</b>	<b>103.4</b>	<b>44.773</b>	<b>104.0</b>	44.402	72.7	<b>1:54.684</b>
4 -	25.952	83.7	47.838	102.8	46.426	72.9	2:00.216	9 -	25.599	92.4	45.406	103.9	<b>44.282</b>	72.9	1:55.287
5 -	26.037	94.0	49.869	97.3	ln		2:05.937 P								
<b>53</b>	<b>Steve CHAPLIN</b> Complete Utilities														
1 -	27.434	88.3	46.224	108.9	46.657	81.5	2:00.315	7 -	24.023	106.0	43.131	113.2	41.259	81.4	1:48.413
2 -	24.428	100.5	44.376	113.0	41.785	81.7	1:50.589	8 -	<b>23.361</b>	<b>115.7</b>	<b>42.353</b>	<b>114.7</b>	41.189	81.8	<b>1:46.903</b>
3 -	23.707	105.4	42.762	113.0	41.383	81.6	1:47.852	9 -	23.588	113.7	43.138	113.4	ln		1:51.254 P
4 -	23.769	108.1	42.904	112.8	<b>41.126</b>	81.7	1:47.799	10 -	Out	113.6	43.146	111.7	41.986	81.5	2:14.597
5 -	23.746	105.5	50.248	95.7	46.863	81.7	2:00.857	11 -	23.379	115.1	42.868	112.8	41.152	82.0	1:47.399
6 -	23.547	111.5	42.777	113.9	41.556	<b>82.6</b>	1:47.880								
<b>55</b>	<b>Chris LEVETT</b> Slidesports														
1 -	26.099	92.6	47.763	108.6	44.730	<b>80.7</b>	1:58.592	7 -	23.835	111.1	42.937	110.0	42.242	79.3	1:49.014
2 -	24.204	104.5	43.778	109.1	50.990	80.1	1:58.972	8 -	27.092	89.5	47.934	109.3	42.181	79.8	1:57.207
3 -	23.936	111.7	44.832	109.7	45.944	79.1	1:54.712	9 -	23.979	100.5	42.968	<b>111.5</b>	45.565	77.9	1:52.512
4 -	23.832	113.6	<b>42.699</b>	110.9	46.130	80.1	1:52.661	10 -	23.795	111.5	42.734	110.6	41.950	78.5	1:48.479
5 -	23.777	112.8	43.274	109.8	<b>41.850</b>	80.0	1:48.901	11 -	<b>23.769</b>	<b>114.1</b>	42.734	107.0	41.971	79.8	<b>1:48.474</b>
6 -	26.133	90.8	46.018	109.1	42.674	77.9	1:54.825								
<b>69</b>	<b>James WALKER</b> KPM Racing														
1 -	25.788	96.8	45.068	104.5	42.796	77.9	1:53.652	6 -	Out	103.7	48.694	78.3	42.903	<b>79.8</b>	3:49.154
2 -	24.552	106.4	43.540	104.7	41.980	77.7	1:50.072	7 -	24.049	109.7	<b>42.849</b>	106.0	41.431	78.8	1:48.329
3 -	24.301	100.9	43.726	105.0	41.797	78.8	1:49.824	8 -	<b>24.000</b>	110.0	43.035	106.4	41.857	79.7	1:48.892
4 -	24.121	109.8	43.436	104.9	41.473	78.6	1:49.030	9 -	24.127	109.8	42.922	107.5	41.322	79.0	1:48.371
5 -	24.161	108.8	43.922	104.7	ln		1:53.485 P	10 -	24.118	<b>110.2</b>	42.976	<b>109.3</b>	<b>41.130</b>	78.9	<b>1:48.224</b>

Weather / Track : Cloudy / Dry

Donington Park GP  
 Circuit Length = 2.4873 miles  
 Start: 13:17 End: 13:39

# Volkswagen Racing Cup with FUCHS Lubricants

## QUALIFYING - RACE 5 - ROUND 11 - BEST SECTOR TIMES

SECTOR 1			SECTOR 2			SECTOR 3			IDEAL / BEST COMPARISON						
POS	NO	NAME	TIME	NO	NAME	TIME	NO	NAME	TIME	POS	NO	NAME	IDEAL	BEST	DIFF
1	53	CHAPLIN	23.361	13	FULBROOK	42.074	4	WENHAM	40.971	1	13	FULBROOK	1:46.620	1:46.804	0.184
2	42	DZIURZYNSKI	23.502	53	CHAPLIN	42.353	13	FULBROOK	41.009	2	53	CHAPLIN	1:46.840	1:46.903	0.063
3	13	FULBROOK	23.537	8	MASON	42.473	53	CHAPLIN	41.126	3	4	WENHAM	1:47.333	1:47.333	0.000
4	21	WALKER	23.707	4	WENHAM	42.506	69	WALKER	41.130	4	8	MASON	1:47.498	1:47.621	0.123
5	31	WILSON	23.707	6	LINES	42.539	21	WALKER	41.250	5	21	WALKER	1:47.542	1:47.695	0.153
6	55	LEVETT	23.769	21	WALKER	42.585	8	MASON	41.252	6	42	DZIURZYNSKI	1:47.719	1:47.875	0.156
7	8	MASON	23.773	42	DZIURZYNSKI	42.650	31	WILSON	41.316	7	31	WILSON	1:47.762	1:48.241	0.479
8	48	MORGAN	23.796	55	LEVETT	42.699	42	DZIURZYNSKI	41.567	8	69	WALKER	1:47.979	1:48.224	0.245
9	4	WENHAM	23.856	31	WILSON	42.739	48	MORGAN	41.696	9	6	LINES	1:48.265	1:49.052	0.787
10	38	WOOD	23.924	69	WALKER	42.849	6	LINES	41.713	10	55	LEVETT	1:48.318	1:48.474	0.156
11	41	DZIURZYNSKI	23.925	7	SNAYLAM	42.908	38	WOOD	41.807	11	48	MORGAN	1:48.788	1:49.461	0.673
12	69	WALKER	24.000	41	DZIURZYNSKI	43.037	55	LEVETT	41.850	12	38	WOOD	1:48.938	1:49.450	0.512
13	50	LETTINGA	24.005	10	HOWARD	43.075	50	LETTINGA	42.109	13	7	SNAYLAM	1:49.183	1:49.233	0.050
14	6	LINES	24.013	38	WOOD	43.207	5	JONES	42.155	14	41	DZIURZYNSKI	1:49.227	1:49.887	0.660
15	5	JONES	24.040	48	MORGAN	43.296	7	SNAYLAM	42.226	15	5	JONES	1:49.598	1:49.696	0.098
16	10	HOWARD	24.041	5	JONES	43.403	41	DZIURZYNSKI	42.265	16	10	HOWARD	1:49.608	1:49.608	0.000
17	7	SNAYLAM	24.049	50	LETTINGA	43.500	9	MILNER	42.275	17	50	LETTINGA	1:49.614	1:50.433	0.819
18	33	ELLIOTT	24.335	9	MILNER	43.784	10	HOWARD	42.492	18	9	MILNER	1:50.520	1:50.803	0.283
19	9	MILNER	24.461	24	MORRIS	44.342	33	ELLIOTT	42.561	19	33	ELLIOTT	1:51.272	1:51.569	0.297
20	24	MORRIS	24.923	33	ELLIOTT	44.376	24	MORRIS	43.152	20	24	MORRIS	1:52.417	1:52.417	0.000
21	46	SMITH	25.014	51	ANDREWS	44.773	46	SMITH	43.749	21	46	SMITH	1:54.021	1:55.739	1.718
22	44	RILEY	25.372	46	SMITH	45.258	44	RILEY	43.892	22	51	ANDREWS	1:54.564	1:54.684	0.120
23	51	ANDREWS	25.509	44	RILEY	46.260	51	ANDREWS	44.282	23	44	RILEY	1:55.524	1:55.524	0.000
24	22	WATSON	30.539	22	WATSON	57.119	22	WATSON	55.081	24	22	WATSON	2:22.739	2:22.739	0.000
											Perfect Lap		1:46.406		

Weather / Track : Cloudy / Dry

Donington Park GP  
Circuit Length = 2.4873 miles  
Start: 13:17 End: 13:39

**Volkswagen Racing Cup with FUCHS Lubricants**  
**QUALIFYING - RACE 5 - ROUND 11 - SPEED TRAPS**


SECTOR 1				SECTOR 2			FINISH LINE			
POS	NO	NAME	MPH	NO	NAME	MPH	NO	NAME	MPH	
1	53	Steve CHAPLIN	115.7	13	Joe FULBROOK	115.5	53	Steve CHAPLIN	82.6	
2	4	Zoe WENHAM	115.5	53	Steve CHAPLIN	114.7	38	Steve WOOD	82.3	
3	31	Thomas WILSON	114.9	42	Alex DZIURZYNSKI	113.9	13	Joe FULBROOK	81.6	
4	13	Joe FULBROOK	114.7	7	Tim SNAYLAM	112.2	48	Richard MORGAN	81.4	
5	55	Chris LEVETT	114.1	48	Richard MORGAN	112.2	21	Richard WALKER	81.3	
6	8	Aaron MASON	113.4	50	Peter LETTINGA	112.2	42	Alex DZIURZYNSKI	81.3	
7	41	Didge DZIURZYNSKI	113.4	31	Thomas WILSON	112.0	6	Stewart LINES	81.0	
8	42	Alex DZIURZYNSKI	113.4	21	Richard WALKER	111.5	7	Tim SNAYLAM	80.8	
9	50	Peter LETTINGA	112.2	55	Chris LEVETT	111.5	55	Chris LEVETT	80.7	
10	5	Chris JONES	112.0	6	Stewart LINES	111.3	31	Thomas WILSON	80.5	
11	48	Richard MORGAN	110.9	38	Steve WOOD	110.9	41	Didge DZIURZYNSKI	80.4	
12	10	Mark HOWARD	110.6	5	Chris JONES	110.6	8	Aaron MASON	80.2	
13	7	Tim SNAYLAM	110.4	8	Aaron MASON	110.4	9	Craig MILNER	80.1	
14	69	James WALKER	110.2	10	Mark HOWARD	110.2	33	Simon ELLIOTT	80.1	
15	9	Craig MILNER	109.7	41	Didge DZIURZYNSKI	110.2	69	James WALKER	79.8	
16	6	Stewart LINES	108.9	4	Zoe WENHAM	109.7	5	Chris JONES	79.4	
17	21	Richard WALKER	106.0	9	Craig MILNER	109.7	24	Philip MORRIS	79.2	
18	46	Andrew SMITH	105.8	69	James WALKER	109.3	50	Peter LETTINGA	79.2	
19	24	Philip MORRIS	105.2	33	Simon ELLIOTT	109.1	10	Mark HOWARD	78.7	
20	38	Steve WOOD	103.7	24	Philip MORRIS	107.9	4	Zoe WENHAM	78.2	
21	51	Simon ANDREWS	103.4	44	Robin RILEY	107.4	44	Robin RILEY	78.0	
22	33	Simon ELLIOTT	103.2	46	Andrew SMITH	105.8	46	Andrew SMITH	76.3	
23	44	Robin RILEY	100.6	51	Simon ANDREWS	104.0	22	Cassey WATSON	73.7	
24	22	Cassey WATSON	64.2	22	Cassey WATSON	100.0	51	Simon ANDREWS	73.1	

Weather / Track : Cloudy / Dry

Donington Park GP  
Circuit Length = 2.4873 miles  
Start: 13:17 End: 13:39

# Volkswagen Racing Cup with FUCHS Lubricants

## RACE 5 - ROUND 11 - GRID

ROW 12	1:55.739 46 Andrew SMITH	2:22.739 22 Cassey WATSON
ROW 11	1:54.684 51 Simon ANDREWS	1:55.524 44 Robin RILEY
ROW 10	1:51.569 33 Simon ELLIOTT	1:52.417 24 Philip MORRIS
ROW 9	1:50.433 50 Peter LETTINGA	1:50.803 9 Craig MILNER
ROW 8	1:49.696 5 Chris JONES	1:49.887 41 Didge DZIURZYNSKI
ROW 7	1:49.461 48 Richard MORGAN	1:49.608 10 Mark HOWARD
ROW 6	1:49.233 7 Tim SNAYLAM	1:49.450 38 Steve WOOD
ROW 5	1:48.474 55 Chris LEVETT	1:49.052 6 Stewart LINES
ROW 4	1:48.224 69 James WALKER	1:48.241 31 Thomas WILSON
ROW 3	1:47.695 21 Richard WALKER	1:47.875 42 Alex DZIURZYNSKI
ROW 2	1:47.333 4 Zoe WENHAM	1:47.621 8 Aaron MASON
ROW 1	1:46.804 13 Joe FULBROOK	1:46.903 53 Steve CHAPLIN
<b>Pole</b>		
		

Donington Park GP  
Circuit Length = 2.4873 miles

**These results are provisional until the conclusion of any judicial and technical matters.**

Clerk of Course :	Timekeeper :
-------------------	--------------

# Volkswagen Racing Cup with FUCHS Lubricants

## RACE 5 - ROUND 11 - CLASSIFICATION - AMENDED 2

POS	NO	CL	NAME	ENTRY	LAPS	TIME	GAP	DIFF	MPH	BEST	ON
1	8		Aaron MASON	Golf Mk5 Gti	10	20:05.269			74.29	1:59.363	5
2	69		James WALKER	Golf Mk5 Gti	10	20:06.907	1.638	1.638	74.19	1:58.942	10
3	13		Joe FULBROOK	Bora 1.8T	10	20:27.019	21.750	20.112	72.97	1:59.094	7
4	53		Steve CHAPLIN	Beetle 3.2 Rsi	10	20:31.900	26.631	4.881	72.68	2:00.502	4
5	38		Steve WOOD	Golf Mk5 Gti	10	20:34.354	29.085	2.454	72.54	2:00.594	6
6	10		Mark HOWARD	Golf Mk5 Gti	10	20:36.684	31.415	2.330	72.40	2:00.770	6
7	55		Chris LEVETT	Golf Mk5 Gti	10	20:37.370	32.101	0.686	72.36	2:00.335	9
8	48		Richard MORGAN	Golf Mk5 Gti	10	21:07.291	1:02.022	29.921	70.65	2:03.272	9
9	7		Tim SNAYLAM	Golf Mk5 Gti	10	21:09.879	1:04.610	2.588	70.51	2:02.816	9
10	42		Alex DZIURZYNSKI	Corrado V6	10	21:10.572	1:05.303	0.693	70.47	2:04.780	9
11	50		Peter LETTINGA	Golf Mk5 Gti	10	21:20.091	1:14.822	9.519	69.95	2:02.722	10
12	24		Philip MORRIS	Golf Mk5 Gti	10	21:24.516	1:19.247	4.425	69.71	2:04.807	10
13	5		Chris JONES	Jetta 2.0 Sport	10	21:24.721	1:19.452	0.205	69.69	2:04.369	6
14	9		Craig MILNER	Seat Cupra 2.0 R	10	21:25.402	1:20.133	0.681	69.66	2:03.689	5
15	51		Simon ANDREWS	Golf Mk5 Gti	10	21:28.431	1:23.162	3.029	69.49	2:05.394	7
16	44		Robin RILEY	Beetle 3.2 Rsi	10	22:02.880	1:57.611	34.449	67.68	2:09.233	4
17	41		Didge DZIURZYNSKI	Golf Mk2 Gti	10	22:05.066	1:59.797	2.186	67.57	2:04.310	10
18	46		Andrew SMITH	Beetle Tdi	9	20:38.094	1 lap	1 lap	65.09	2:11.627	7
19	31		Thomas WILSON	Golf Mk5 Gti	8	21:01.415	2 laps	1 lap	56.78	2:07.798	8

### NOT CLASSIFIED

DNF	33		Simon ELLIOTT	Caddy Van Racer	8	17:10.651	2 laps		69.50	2:05.405	6
DNF	6		Stewart LINES	Golf Mk6 Gti	7	14:27.437	3 laps	1 lap	72.26	2:00.259	4
EXC	21		Richard WALKER	Golf Mk5 Gti							
EXC	4		Zoe WENHAM	Golf Mk5 Gti							

### FASTEST LAP

69	James WALKER	Golf Mk5 Gti	10	1:58.942	75.28 mph	121.15 kph
----	--------------	--------------	----	----------	-----------	------------

Car 4 excluded from the results under C3.5.1 for a technical infringement  
 Car 21 excluded from the results under C3.5.1 for a technical infringement  
 Weather / Track : Showers / Wet  
 These results are provisional until the conclusion of any judicial and technical matters.

Donington Park GP  
 Circuit Length = 2.4873 miles  
 Start: 09:52 End: 10:14

Clerk of Course :	Timekeeper :
-------------------	--------------

# Volkswagen Racing Cup with FUCHS Lubricants

## RACE 5 - ROUND 11 - LAP CHART

Lap 1			Lap 2			Lap 3			Lap 4			Lap 5		
No	Behind	Laptime	No	Behind	Laptime	No	Behind	Laptime	No	Behind	Laptime	No	Behind	Laptime
8		2:07.057	8		2:00.786	8		2:00.103	8		1:59.448	8		1:59.363
13	1.546	2:08.603	13	2.982	2:02.222	69	3.075	2:00.170	69	2.672	1:59.045	69	3.353	2:00.044
53	1.979	2:09.036	69	3.008	2:01.634	21	3.426	1:59.287	21	3.223	1:59.245	21	3.735	1:59.875
69	2.160	2:09.217	21	4.242	2:01.627	13	4.018	2:01.139	13	4.380	1:59.810	13	4.778	1:59.761
21	3.401	2:10.458	53	5.690	2:04.497	53	7.029	2:01.442	53	8.083	2:00.502	31	2 LAPS	2:16.598
4	4.724	2:11.781	4	10.524	2:06.586	6	14.105	2:02.920	6	14.916	2:00.259	53	11.793	2:03.073
6	5.945	2:13.002	6	11.288	2:06.129	38	14.979	2:02.247	38	16.579	2:01.048	6	17.893	2:02.340
42	7.887	2:14.944	10	11.732	2:04.212	10	15.295	2:03.666	10	17.157	2:01.310	38	19.451	2:02.235
10	8.306	2:15.363	38	12.835	2:04.648	4	16.653	2:06.232	4	19.953	2:02.748	10	19.943	2:02.149
55	8.346	2:15.403	42	15.257	2:08.156	55	18.636	2:03.403	55	21.309	2:02.121	4	21.875	2:01.285
38	8.973	2:16.030	55	15.336	2:07.776	42	21.456	2:06.302	42	29.174	2:07.166	55	23.388	2:01.442
48	11.438	2:18.495	48	16.532	2:05.880	48	23.828	2:07.399	48	31.476	2:07.096	42	36.614	2:06.803
41	11.641	2:18.698	41	19.525	2:08.670	41	26.050	2:06.628	7	37.875	2:05.295	48	37.728	2:05.615
9	12.445	2:19.502	33	24.416	2:11.081	33	31.088	2:06.775	33	38.870	2:07.230	7	43.271	2:04.759
33	14.121	2:21.178	7	24.990	2:10.657	7	32.028	2:07.141	24	39.632	2:05.983	33	45.120	2:05.613
7	15.119	2:22.176	24	25.710	2:09.918	24	33.097	2:07.490	5	41.695	2:06.202	24	46.094	2:05.825
51	16.294	2:23.351	51	26.515	2:11.007	51	34.289	2:07.877	51	42.426	2:07.585	5	47.577	2:05.245
24	16.578	2:23.635	5	27.548	2:10.526	5	34.941	2:07.496	50	43.176	2:07.182	51	48.540	2:05.477
5	17.808	2:24.865	50	28.056	2:10.682	50	35.442	2:07.489	9	45.180	2:05.770	50	48.932	2:05.119
50	18.160	2:25.217	44	30.650	2:12.027	9	38.858	2:05.871	44	50.846	2:09.233	9	49.506	2:03.689
44	19.409	2:26.466	9	33.090	2:21.431	44	41.061	2:10.514	41	1:09.970	2:43.368	44	1:03.840	2:12.357
46	25.026	2:32.083	46	44.828	2:20.588	46	1:01.045	2:16.320	46	1:16.516	2:14.919	41	1:19.882	2:09.275
31	29.344	2:36.401 P				31	1 LAP	5:21.567				46	1:31.896	2:14.743

Weather / Track : Showers / Wet

Donington Park GP  
Circuit Length = 2.4873 miles  
Start: 09:52 End: 10:14

# Volkswagen Racing Cup with FUCHS Lubricants

## RACE 5 - ROUND 11 - LAP CHART

Lap 6			Lap 7			Lap 8			Lap 9			Lap 10		
No	Behind	Laptime	No	Behind	Laptime	No	Behind	Laptime	No	Behind	Laptime	No	Behind	Laptime
8		1:59.409	8		2:00.026	8		1:59.548	8		1:59.754	8		1:59.775
69	3.421	1:59.477	69	2.605	1:59.210	69	2.360	1:59.303	69	2.471	1:59.865	69	1.638	1:58.942
21	3.990	1:59.664	21	3.511	1:59.547	21	4.677	2:00.714	21	3.640	1:58.717	21	2.340	1:58.475
13	4.801	1:59.432	13	3.869	1:59.094	13	10.326	2:06.005	13	14.256	2:03.684	13	21.750	2:07.269
53	14.779	2:02.395	53	16.861	2:02.108	53	18.423	2:01.110	46	1 LAP	2:18.132	53	26.631	2:05.342
31	2 LAPS	2:10.476	6	21.245	2:01.302	38	24.390	2:01.692	53	21.064	2:02.395	38	29.085	2:01.659
6	19.969	2:01.485	38	22.246	2:01.636	10	27.791	2:04.806	38	27.201	2:02.565	10	31.415	2:01.349
38	20.636	2:00.594	10	22.533	2:01.255	55	30.373	2:02.068	10	29.841	2:01.804	55	32.101	2:00.922
10	21.304	2:00.770	55	27.853	2:01.578	31	2 LAPS	2:08.600	55	30.954	2:00.335	46	1 LAP	2:16.700
4	25.849	2:03.383	31	2 LAPS	2:12.037	48	53.720	2:05.191	31	2 LAPS	2:07.938	31	2 LAPS	2:07.798
55	26.301	2:02.322	42	48.076	2:05.301	42	54.468	2:05.940	48	57.238	2:03.272	48	1:02.022	2:04.559
42	42.801	2:05.596	48	48.077	2:04.201	7	57.884	2:06.327	42	59.494	2:04.780	7	1:04.610	2:03.439
48	43.902	2:05.583	7	51.105	2:03.406	33	1:04.911	2:07.224	7	1:00.946	2:02.816	42	1:05.303	2:05.584
7	47.725	2:03.863	4	54.691	2:28.868	5	1:04.944	2:06.976	50	1:11.875	2:06.220	50	1:14.822	2:02.722
33	51.116	2:05.405	33	57.235	2:06.145	50	1:05.409	2:06.396	5	1:13.807	2:08.617	24	1:19.247	2:04.807
5	52.537	2:04.369	5	57.516	2:05.005	24	1:06.417	2:06.882	24	1:14.215	2:07.552	5	1:19.452	2:05.420
50	52.999	2:03.476	50	58.561	2:05.588	51	1:07.173	2:06.390	51	1:14.453	2:07.034	9	1:20.133	2:04.923
24	53.078	2:06.393	24	59.083	2:06.031	9	1:09.158	2:09.018	9	1:14.985	2:05.581	51	1:23.162	2:08.484
9	54.689	2:04.592	9	59.688	2:05.025	4	1:19.993	2:24.850	4	1:38.199	2:17.960	4	1:49.308	2:10.884
51	54.963	2:05.832	51	1:00.331	2:05.394	44	1:36.094	2:11.332	44	1:47.149	2:10.809	44	1:57.611	2:10.237
44	1:14.294	2:09.863	44	1:24.310	2:10.042	41	1:39.737	2:06.360	41	1:55.262	2:15.279	41	1:59.797	2:04.310
41	1:26.939	2:06.466	41	1:32.925	2:06.012									
46	1:45.469	2:12.982	46	1:57.070	2:11.627									

Weather / Track : Showers / Wet

Donington Park GP  
 Circuit Length = 2.4873 miles  
 Start: 09:52 End: 10:14

Volkswagen Racing Cup with FUCHS Lubricants  
RACE 5 - ROUND 11 - SECTOR ANALYSIS

<b>4</b>	<b>Zoe WENHAM</b>					<b>Slidesports</b>									
1-	78.6	51.073	105.2	47.835	73.5	2:11.781	6-	26.825	84.8	50.801	104.7	45.757	75.3	2:03.383	
2-	27.394	85.3	50.845	104.0	48.347	75.7	2:06.586	7-	26.396	90.2	1:09.364	62.7	53.108	72.5	2:28.868
3-	27.008	84.7	51.591	105.2	47.633	75.4	2:06.232	8-	29.301	58.8	1:01.968	91.1	53.581	68.9	2:24.850
4-	26.758	88.8	49.032	106.5	46.958	74.8	2:02.748	9-	31.126	73.0	55.655	90.6	51.179	73.0	2:17.960
5-	26.419	93.2	48.947	105.5	45.919	75.3	2:01.285	10-	28.888	79.5	53.046	100.6	48.950	73.0	2:10.884
<b>5</b>	<b>Chris JONES</b>					<b>Complete Utilities</b>									
1-	68.5	54.361	106.5	51.534	73.8	2:24.865	6-	27.435	82.7	50.013	109.3	46.921	76.5	2:04.369	
2-	28.425	78.6	51.633	107.5	50.468	74.3	2:10.526	7-	27.336	85.1	49.893	108.9	47.776	75.7	2:05.005
3-	28.106	83.8	50.752	109.8	48.638	77.9	2:07.496	8-	27.957	85.6	51.323	107.2	47.696	76.3	2:06.976
4-	27.873	84.2	50.630	110.6	47.699	76.5	2:06.202	9-	30.192	83.3	51.118	108.1	47.307	75.7	2:08.617
5-	27.468	84.3	50.410	108.4	47.367	75.7	2:05.245	10-	27.233	90.1	50.376	108.8	47.811	77.3	2:05.420
<b>6</b>	<b>Stewart LINES</b>					<b>Volkswagen Racing Uk</b>									
1-	71.1	51.918	106.5	47.219	77.8	2:13.002	5-	26.382	91.3	49.816	107.9	46.142	77.1	2:02.340	
2-	27.093	80.1	50.609	106.9	48.427	78.0	2:06.129	6-	26.136	91.7	49.389	108.1	45.960	77.4	2:01.485
3-	26.589	88.0	50.426	107.0	45.905	78.8	2:02.920	7-	27.076	87.8	49.003	109.3	45.223	77.5	2:01.302
4-	26.133	92.7	48.955	107.0	45.171	77.7	2:00.259								
<b>7</b>	<b>Tim SNAYLAM</b>					<b>Allied Nippon</b>									
1-	69.1	54.346	100.9	49.625	77.5	2:22.176	6-	27.272	86.8	50.151	108.6	46.440	78.2	2:03.863	
2-	28.159	81.9	52.554	107.4	49.944	77.8	2:10.657	7-	26.940	87.8	49.791	109.1	46.675	78.8	2:03.406
3-	27.837	81.2	51.191	105.7	48.113	77.0	2:07.141	8-	27.763	83.6	51.659	106.9	46.905	76.7	2:06.327
4-	27.891	83.4	49.732	108.2	47.672	77.7	2:05.295	9-	27.327	85.2	49.629	108.9	45.860	78.6	2:02.816
5-	27.407	88.3	50.312	108.1	47.040	78.2	2:04.759	10-	26.948	87.2	49.373	109.8	47.118	77.7	2:03.439
<b>8</b>	<b>Aaron MASON</b>					<b>Comline / Awm</b>									
1-	87.8	49.186	106.2	46.430	77.8	2:07.057	6-	26.076	90.0	48.004	106.9	45.329	75.9	1:59.409	
2-	26.329	86.6	48.864	106.5	45.593	77.5	2:00.786	7-	26.127	87.7	48.341	106.7	45.558	75.7	2:00.026
3-	26.261	86.4	48.442	108.8	45.400	76.3	2:00.103	8-	25.932	89.6	48.159	107.0	45.457	76.5	1:59.548
4-	26.267	89.2	48.120	106.9	45.061	76.8	1:59.448	9-	26.087	90.8	48.416	106.2	45.251	76.2	1:59.754
5-	26.222	85.9	48.084	106.0	45.057	77.6	1:59.363	10-	26.197	86.9	48.517	106.0	45.061	78.0	1:59.775
<b>9</b>	<b>Craig MILNER</b>					<b>Volkswagen Racing Uk</b>									
1-	70.6	52.743	101.8	48.962	72.0	2:19.502	6-	27.520	81.9	50.801	109.1	46.271	77.4	2:04.592	
2-	27.847	83.9	1:06.004	106.0	47.580	76.3	2:21.431	7-	26.959	85.4	50.303	109.8	47.763	78.2	2:05.025
3-	27.737	80.2	51.287	109.5	46.847	77.6	2:05.871	8-	27.443	83.4	51.667	107.5	49.908	72.5	2:09.018
4-	28.042	81.9	51.266	109.7	46.462	77.6	2:05.770	9-	28.503	83.6	50.532	109.5	46.546	76.7	2:05.581
5-	27.091	87.3	50.261	108.6	46.337	77.4	2:03.689	10-	27.743	81.0	50.296	107.4	46.884	75.3	2:04.923
<b>10</b>	<b>Mark HOWARD</b>					<b>KPM Racing</b>									
1-	70.1	52.615	105.0	47.939	76.5	2:15.363	6-	26.407	86.7	48.466	108.2	45.897	76.6	2:00.770	
2-	27.749	84.2	50.258	107.2	46.205	77.7	2:04.212	7-	26.505	88.1	48.991	107.9	45.759	77.4	2:01.255
3-	26.694	85.1	50.253	108.2	46.719	77.4	2:03.666	8-	26.276	88.9	51.671	98.5	46.859	76.9	2:04.806
4-	26.497	86.8	48.651	107.7	46.162	77.8	2:01.310	9-	27.106	83.8	49.089	104.9	45.609	76.9	2:01.804
5-	26.744	86.5	49.318	106.2	46.087	77.1	2:02.149	10-	26.821	84.7	48.812	105.8	45.716	75.4	2:01.349
<b>13</b>	<b>Joe FULBROOK</b>					<b>Warranty Direct Racing</b>									
1-	75.0	50.403	112.6	45.951	79.5	2:08.603	6-	25.758	91.3	48.549	112.2	45.125	77.6	1:59.432	
2-	26.415	89.2	49.634	110.6	46.173	75.7	2:02.222	7-	26.040	90.9	48.331	112.4	44.723	78.4	1:59.094
3-	26.434	90.4	49.282	113.0	45.423	78.7	2:01.139	8-	26.256	93.1	53.526	104.5	46.223	78.8	2:06.005
4-	26.058	90.9	48.863	111.8	44.889	79.7	1:59.810	9-	26.686	84.8	50.270	105.5	46.728	74.8	2:03.684
5-	25.982	90.8	48.674	112.4	45.105	79.2	1:59.761	10-	27.422	85.6	51.595	102.0	48.252	73.0	2:07.269
<b>21</b>	<b>Richard WALKER</b>														
1-	75.5	50.724	105.4	47.298	74.2	2:10.458	6-	26.131	92.9	47.618	100.6	45.915	78.4	1:59.664	
2-	26.548	83.4	48.546	110.4	46.533	76.5	2:01.627	7-	25.828	90.7	47.836	104.0	45.883	77.0	1:59.547
3-	25.760	89.5	48.049	110.6	45.478	78.0	1:59.287	8-	26.015	92.1	48.434	110.4	46.265	78.2	2:00.714
4-	25.917	93.5	47.576	105.2	45.752	78.2	1:59.245	9-	25.765	91.2	47.684	109.5	45.268	78.3	1:58.717
5-	26.058	91.1	47.937	107.4	45.880	77.8	1:59.875	10-	25.710	91.4	47.999	109.7	44.766	78.2	1:58.475

Weather / Track : Showers / Wet

Donington Park GP  
Circuit Length = 2.4873 miles  
Start: 09:52 End: 10:14

# Volkswagen Racing Cup with FUCHS Lubricants

## RACE 5 - ROUND 11 - SECTOR ANALYSIS

<b>24</b>	<b>Philip MORRIS</b>					<b>KPM Racing</b>									
1 -	68.9	54.073	<b>108.8</b>	50.054	76.3	2:23.635	6 -	<b>27.627</b>	82.5	50.108	106.9	48.658	67.7	2:06.393	
2 -	28.617	79.4	51.844	108.2	49.457	76.3	2:09.918	7 -	27.997	84.6	50.436	106.7	47.598	76.6	2:06.031
3 -	28.173	77.3	50.730	106.9	48.587	76.4	2:07.490	8 -	27.729	82.7	51.023	107.5	48.130	74.6	2:06.882
4 -	28.492	81.3	50.359	106.5	47.132	<b>77.4</b>	2:05.983	9 -	29.968	81.7	50.366	107.4	47.218	76.2	2:07.552
5 -	28.035	<b>85.8</b>	50.529	106.9	47.261	76.3	2:05.825	10 -	27.826	84.9	<b>49.864</b>	108.1	<b>47.117</b>	75.6	<b>2:04.807</b>
<b>31</b>	<b>Thomas WILSON</b>														
1 -	75.7	1:01.828	71.0	In		2:36.401 P	5 -	30.202	84.9	52.694	100.8	49.141	<b>74.1</b>	2:12.037	
2 -	Out	71.6	56.043	102.8	52.375	72.0	5:21.567	6 -	<b>27.898</b>	<b>91.1</b>	51.448	106.0	49.254	73.6	2:08.600
3 -	29.796	78.8	54.401	101.1	52.401	72.8	2:16.598	7 -	28.162	90.3	51.326	<b>106.9</b>	<b>48.450</b>	73.7	2:07.938
4 -	28.357	86.0	53.153	105.2	48.966	74.0	2:10.476	8 -	28.001	90.1	<b>51.210</b>	106.4	48.587	72.8	<b>2:07.798</b>
<b>33</b>	<b>Simon ELLIOTT</b>					<b>Volkswagen Racing Uk</b>									
1 -	67.9	54.920	106.0	48.834	76.3	2:21.178	5 -	27.207	<b>83.0</b>	<b>50.183</b>	106.5	48.223	77.3	2:05.613	
2 -	28.089	73.6	53.680	106.5	49.312	76.8	2:11.081	6 -	27.477	75.8	50.629	106.0	<b>47.299</b>	<b>77.5</b>	<b>2:05.405</b>
3 -	27.734	78.1	51.538	<b>107.5</b>	47.503	76.6	2:06.775	7 -	<b>26.976</b>	81.9	51.622	105.8	47.547	73.5	2:06.145
4 -	27.614	80.1	50.900	104.5	48.716	76.4	2:07.230	8 -	28.563	81.4	50.791	107.2	47.870	73.0	2:07.224
<b>38</b>	<b>Steve WOOD</b>					<b>Complete Utilities</b>									
1 -	77.8	52.643	107.5	47.650	76.3	2:16.030	6 -	<b>26.198</b>	89.8	48.510	108.6	45.886	79.1	<b>2:00.594</b>	
2 -	27.629	83.4	50.456	109.7	46.563	79.6	2:04.648	7 -	26.724	88.9	49.348	107.4	<b>45.564</b>	78.8	2:01.636
3 -	26.868	86.5	49.324	<b>111.8</b>	46.055	79.3	2:02.247	8 -	27.143	90.0	<b>48.414</b>	109.8	46.135	79.0	2:01.692
4 -	26.296	<b>90.7</b>	48.564	109.1	46.188	<b>79.7</b>	2:01.048	9 -	27.095	81.7	49.504	107.2	45.966	78.8	2:02.565
5 -	26.787	89.8	49.371	108.2	46.077	79.1	2:02.235	10 -	26.735	89.0	48.579	107.2	46.345	76.3	2:01.659
<b>41</b>	<b>Didge DZIURZYNSKI</b>					<b>West End Precision</b>									
1 -	77.3	53.555	105.8	49.026	74.7	2:18.698	6 -	27.380	93.7	51.124	105.2	47.962	74.9	2:06.466	
2 -	27.957	84.8	52.011	105.0	48.702	76.1	2:08.670	7 -	26.991	89.6	51.248	104.9	47.773	<b>77.3</b>	2:06.012
3 -	27.345	89.6	51.038	105.8	48.245	75.0	2:06.628	8 -	27.267	89.7	51.254	105.7	47.839	76.3	2:06.360
4 -	40.105	89.5	51.873	<b>106.9</b>	1:11.390	74.4	2:43.368	9 -	27.062	91.3	51.362	<b>106.9</b>	56.855	76.1	2:15.279
5 -	27.926	90.6	51.912	103.2	49.437	72.9	2:09.275	10 -	<b>26.804</b>	<b>94.7</b>	<b>50.410</b>	105.7	<b>47.096</b>	76.1	<b>2:04.310</b>
<b>42</b>	<b>Alex DZIURZYNSKI</b>					<b>West End Precision</b>									
1 -	69.5	52.349	108.6	49.149	76.6	2:14.944	6 -	27.071	<b>90.8</b>	50.467	108.2	48.058	75.7	2:05.596	
2 -	27.633	86.0	51.305	<b>109.5</b>	49.218	75.5	2:08.156	7 -	27.322	86.6	50.526	106.9	<b>47.453</b>	76.9	2:05.301
3 -	27.937	89.4	50.683	108.9	47.682	77.0	2:06.302	8 -	27.570	86.8	50.202	109.1	48.168	76.1	2:05.940
4 -	27.353	88.9	50.987	107.7	48.826	75.6	2:07.166	9 -	<b>27.016</b>	90.0	50.198	107.9	47.566	77.0	<b>2:04.780</b>
5 -	27.509	88.2	50.682	<b>109.5</b>	48.612	<b>77.1</b>	2:06.803	10 -	27.282	87.0	<b>49.852</b>	108.2	48.450	75.3	2:05.584
<b>44</b>	<b>Robin RILEY</b>														
1 -	65.7	56.522	96.4	48.952	75.1	2:26.466	6 -	28.850	83.5	52.871	103.7	48.142	75.1	2:09.863	
2 -	29.285	78.3	54.052	<b>104.7</b>	48.690	74.8	2:12.027	7 -	<b>28.362</b>	83.6	52.699	103.9	48.981	75.3	2:10.042
3 -	28.648	84.4	52.792	104.4	49.074	<b>75.8</b>	2:10.514	8 -	28.775	82.4	54.239	100.8	48.318	75.0	2:11.332
4 -	28.676	<b>85.2</b>	<b>52.473</b>	104.0	<b>48.084</b>	74.7	<b>2:09.233</b>	9 -	29.325	80.1	52.624	104.2	48.860	75.3	2:10.809
5 -	29.263	78.6	54.195	103.1	48.899	75.3	2:12.357	10 -	28.531	84.6	52.662	104.0	49.044	74.3	2:10.237
<b>46</b>	<b>Andrew SMITH</b>					<b>Vis-Tuning</b>									
1 -	67.9	57.136	94.4	53.309	68.8	2:32.083	6 -	<b>28.778</b>	<b>89.5</b>	52.965	95.5	51.239	70.5	2:12.982	
2 -	31.053	78.0	55.991	91.4	53.544	70.8	2:20.588	7 -	28.902	89.0	<b>52.585</b>	96.1	<b>50.140</b>	72.0	<b>2:11.627</b>
3 -	30.059	85.5	54.524	96.1	51.737	71.2	2:16.320	8 -	29.714	85.1	55.440	<b>96.4</b>	52.978	70.4	2:18.132
4 -	28.924	88.5	53.053	94.9	52.942	70.1	2:14.919	9 -	29.206	85.4	55.418	96.3	52.076	<b>72.4</b>	2:16.700
5 -	29.336	88.3	53.761	95.7	51.646	70.2	2:14.743								
<b>48</b>	<b>Richard MORGAN</b>														
1 -	70.1	52.886	105.7	48.537	78.1	2:18.495	6 -	27.526	80.6	50.881	106.5	47.176	79.6	2:05.583	
2 -	27.859	80.0	50.899	107.2	47.122	79.7	2:05.880	7 -	27.214	82.1	<b>50.033</b>	<b>108.8</b>	46.954	79.4	2:04.201
3 -	28.073	77.1	51.558	106.2	47.768	78.9	2:07.399	8 -	28.192	82.2	50.372	107.5	46.627	79.0	2:05.191
4 -	27.768	79.5	51.575	106.0	47.753	78.0	2:07.096	9 -	<b>27.194</b>	<b>87.5</b>	50.182	106.4	<b>45.896</b>	78.8	<b>2:03.272</b>
5 -	27.779	80.6	50.645	107.7	47.191	<b>80.1</b>	2:05.615	10 -	27.455	84.4	50.413	107.5	46.691	78.6	2:04.559

Weather / Track : Showers / Wet

Donington Park GP  
Circuit Length = 2.4873 miles  
Start: 09:52 End: 10:14

Volkswagen Racing Cup with FUCHS Lubricants  
**RACE 5 - ROUND 11 - SECTOR ANALYSIS**

<b>50</b>	<b>Peter LETTINGA</b>					<b>Kpm Racing</b>									
1 -	65.5	55.139	106.2	50.472	75.9	2:25.217	6 -	27.335	82.3	49.656	108.2	46.485	78.0	2:03.476	
2 -	28.475	77.4	51.947	100.2	50.260	76.1	2:10.682	7 -	27.239	86.4	49.866	<b>108.8</b>	48.483	71.4	2:05.588
3 -	28.098	82.1	50.840	108.4	48.551	75.5	2:07.489	8 -	27.563	80.3	50.908	106.4	47.925	77.6	2:06.396
4 -	27.857	83.4	50.954	107.9	48.371	78.2	2:07.182	9 -	30.274	<b>89.7</b>	49.635	107.2	<b>46.311</b>	75.4	2:06.220
5 -	27.365	85.7	50.146	108.1	47.608	<b>78.4</b>	2:05.119	10 -	<b>26.747</b>	88.8	<b>49.518</b>	106.9	46.457	76.5	<b>2:02.722</b>
<b>51</b>	<b>Simon ANDREWS</b>														
1 -	66.8	54.364	102.6	50.483	76.2	2:23.351	6 -	27.472	81.2	50.577	108.4	47.783	78.3	2:05.832	
2 -	28.468	79.8	52.114	105.0	50.425	76.5	2:11.007	7 -	27.685	82.7	<b>49.915</b>	<b>109.3</b>	47.794	76.8	<b>2:05.394</b>
3 -	27.894	79.8	51.338	107.2	48.645	78.0	2:07.877	8 -	27.323	80.9	51.595	107.9	47.472	<b>78.7</b>	2:06.390
4 -	27.745	84.4	51.135	107.4	48.705	77.7	2:07.585	9 -	29.518	77.6	50.617	108.4	<b>46.899</b>	77.5	2:07.034
5 -	<b>27.311</b>	<b>86.7</b>	50.481	105.7	47.685	77.5	2:05.477	10 -	28.005	81.0	49.985	108.8	50.494	71.2	2:08.484
<b>53</b>	<b>Steve CHAPLIN</b>					<b>Complete Utilities</b>									
1 -	78.1	49.711	110.9	47.191	79.3	2:09.036	6 -	26.498	86.7	49.386	110.0	46.511	79.0	2:02.395	
2 -	27.544	83.9	50.226	109.1	46.727	79.6	2:04.497	7 -	26.608	79.9	49.448	110.0	46.052	79.3	2:02.108
3 -	26.420	87.5	<b>48.701</b>	<b>111.1</b>	46.321	78.9	2:01.442	8 -	<b>25.998</b>	88.1	48.783	110.4	46.329	79.0	2:01.110
4 -	26.160	<b>91.3</b>	48.870	110.9	<b>45.472</b>	<b>79.8</b>	<b>2:00.502</b>	9 -	26.627	86.8	49.459	109.5	46.309	78.6	2:02.395
5 -	26.437	87.0	49.711	110.4	46.925	79.6	2:03.073	10 -	26.385	88.2	50.180	109.5	48.777	66.9	2:05.342
<b>55</b>	<b>Chris LEVETT</b>					<b>Slidesports</b>									
1 -	69.9	52.443	106.4	49.364	74.7	2:15.403	6 -	26.199	92.7	50.240	108.8	45.883	77.7	2:02.322	
2 -	27.964	82.8	51.330	109.3	48.482	77.3	2:07.776	7 -	<b>26.197</b>	90.6	49.029	108.2	46.352	<b>78.5</b>	2:01.578
3 -	27.024	88.3	49.654	108.4	46.725	77.5	2:03.403	8 -	26.452	<b>92.9</b>	48.472	106.5	47.144	77.6	2:02.068
4 -	26.406	89.1	49.012	108.6	46.703	77.8	2:02.121	9 -	26.197	91.3	48.438	108.8	<b>45.700</b>	78.1	<b>2:00.335</b>
5 -	26.360	92.7	48.720	108.6	46.362	77.4	2:01.442	10 -	26.279	<b>92.9</b>	<b>48.437</b>	<b>109.7</b>	46.206	75.8	2:00.922
<b>69</b>	<b>James WALKER</b>					<b>KPM Racing</b>									
1 -	82.5	50.073	<b>106.7</b>	46.207	<b>78.5</b>	2:09.217	6 -	26.112	95.5	47.946	102.3	45.419	77.9	1:59.477	
2 -	26.862	89.5	48.731	104.0	46.041	77.0	2:01.634	7 -	26.016	95.5	48.022	103.9	45.172	77.2	1:59.210
3 -	25.951	94.1	48.292	103.7	45.927	77.4	2:00.170	8 -	<b>25.861</b>	<b>97.5</b>	47.903	104.5	45.539	77.9	1:59.303
4 -	25.948	95.5	<b>47.704</b>	105.8	45.393	75.6	1:59.045	9 -	25.967	97.4	48.850	104.5	<b>45.048</b>	76.5	1:59.865
5 -	26.153	94.8	48.123	105.7	45.768	76.1	2:00.044	10 -	25.896	95.1	47.985	105.2	45.061	77.9	<b>1:58.942</b>

Weather / Track : Showers / Wet

Donington Park GP  
 Circuit Length = 2.4873 miles  
 Start: 09:52 End: 10:14

# Volkswagen Racing Cup with FUCHS Lubricants

## RACE 5 - ROUND 11 - BEST SECTOR TIMES

SECTOR 1			SECTOR 2			SECTOR 3			IDEAL / BEST COMPARISON						
POS	NO	NAME	TIME	NO	NAME	TIME	NO	NAME	TIME	POS	NO	NAME	IDEAL	BEST	DIFF
1	21	WALKER	25.710	21	WALKER	47.576	13	FULBROOK	44.723	1	21	WALKER	1:58.052	1:58.475	0.423
2	13	FULBROOK	25.758	69	WALKER	47.704	21	WALKER	44.766	2	69	WALKER	1:58.613	1:58.942	0.329
3	69	WALKER	25.861	8	MASON	48.004	69	WALKER	45.048	3	13	FULBROOK	1:58.812	1:59.094	0.282
4	8	MASON	25.932	13	FULBROOK	48.331	8	MASON	45.057	4	8	MASON	1:58.993	1:59.363	0.370
5	53	CHAPLIN	25.998	38	WOOD	48.414	6	LINES	45.171	5	53	CHAPLIN	2:00.171	2:00.502	0.331
6	6	LINES	26.133	55	LEVETT	48.437	53	CHAPLIN	45.472	6	38	WOOD	2:00.176	2:00.594	0.418
7	55	LEVETT	26.197	10	HOWARD	48.466	38	WOOD	45.564	7	6	LINES	2:00.259	2:00.259	0.000
8	38	WOOD	26.198	53	CHAPLIN	48.701	10	HOWARD	45.609	8	55	LEVETT	2:00.334	2:00.335	0.001
9	10	HOWARD	26.276	4	WENHAM	48.947	55	LEVETT	45.700	9	10	HOWARD	2:00.351	2:00.770	0.419
10	4	WENHAM	26.396	6	LINES	48.955	4	WENHAM	45.757	10	4	WENHAM	2:01.100	2:01.285	0.185
11	50	LETTINGA	26.747	7	SNAYLAM	49.373	7	SNAYLAM	45.860	11	7	SNAYLAM	2:02.173	2:02.816	0.643
12	41	DZIURZYNSKI	26.804	50	LETTINGA	49.518	48	MORGAN	45.896	12	50	LETTINGA	2:02.576	2:02.722	0.146
13	7	SNAYLAM	26.940	42	DZIURZYNSKI	49.852	9	MILNER	46.271	13	48	MORGAN	2:03.123	2:03.272	0.149
14	9	MILNER	26.959	24	MORRIS	49.864	50	LETTINGA	46.311	14	9	MILNER	2:03.491	2:03.689	0.198
15	33	ELLIOTT	26.976	5	JONES	49.893	51	ANDREWS	46.899	15	5	JONES	2:04.047	2:04.369	0.322
16	42	DZIURZYNSKI	27.016	51	ANDREWS	49.915	5	JONES	46.921	16	51	ANDREWS	2:04.125	2:05.394	1.269
17	48	MORGAN	27.194	48	MORGAN	50.033	41	DZIURZYNSKI	47.096	17	41	DZIURZYNSKI	2:04.310	2:04.310	0.000
18	5	JONES	27.233	33	ELLIOTT	50.183	24	MORRIS	47.117	18	42	DZIURZYNSKI	2:04.321	2:04.780	0.459
19	51	ANDREWS	27.311	9	MILNER	50.261	33	ELLIOTT	47.299	19	33	ELLIOTT	2:04.458	2:05.405	0.947
20	24	MORRIS	27.627	41	DZIURZYNSKI	50.410	42	DZIURZYNSKI	47.453	20	24	MORRIS	2:04.608	2:04.807	0.199
21	31	WILSON	27.898	31	WILSON	51.210	44	RILEY	48.084	21	31	WILSON	2:07.558	2:07.798	0.240
22	44	RILEY	28.362	44	RILEY	52.473	31	WILSON	48.450	22	44	RILEY	2:08.919	2:09.233	0.314
23	46	SMITH	28.778	46	SMITH	52.585	46	SMITH	50.140	23	46	SMITH	2:11.503	2:11.627	0.124
										Perfect Lap		1:58.009			

Weather / Track : Showers / Wet

Donington Park GP  
Circuit Length = 2.4873 miles  
Start: 09:52 End: 10:14

**Volkswagen Racing Cup with FUCHS Lubricants**  
**RACE 5 - ROUND 11 - SPEED TRAPS**

SECTOR 1				SECTOR 2			FINISH LINE			
POS	NO	NAME	MPH	NO	NAME	MPH	NO	NAME	MPH	
1	69	James WALKER	97.5	13	Joe FULBROOK	113.0	48	Richard MORGAN	80.1	
2	41	Didge DZIURZYNSKI	94.7	38	Steve WOOD	111.8	53	Steve CHAPLIN	79.8	
3	21	Richard WALKER	93.5	53	Steve CHAPLIN	111.1	13	Joe FULBROOK	79.7	
4	4	Zoe WENHAM	93.2	5	Chris JONES	110.6	38	Steve WOOD	79.7	
5	13	Joe FULBROOK	93.1	21	Richard WALKER	110.6	6	Stewart LINES	78.8	
6	55	Chris LEVETT	92.9	7	Tim SNAYLAM	109.8	7	Tim SNAYLAM	78.8	
7	6	Stewart LINES	92.7	9	Craig MILNER	109.8	51	Simon ANDREWS	78.7	
8	53	Steve CHAPLIN	91.3	55	Chris LEVETT	109.7	55	Chris LEVETT	78.5	
9	31	Thomas WILSON	91.1	42	Alex DZIURZYNSKI	109.5	69	James WALKER	78.5	
10	8	Aaron MASON	90.8	6	Stewart LINES	109.3	21	Richard WALKER	78.4	
11	42	Alex DZIURZYNSKI	90.8	51	Simon ANDREWS	109.3	50	Peter LETTINGA	78.4	
12	38	Steve WOOD	90.7	8	Aaron MASON	108.8	9	Craig MILNER	78.2	
13	5	Chris JONES	90.1	24	Philip MORRIS	108.8	8	Aaron MASON	78.0	
14	50	Peter LETTINGA	89.7	48	Richard MORGAN	108.8	5	Chris JONES	77.9	
15	46	Andrew SMITH	89.5	50	Peter LETTINGA	108.8	10	Mark HOWARD	77.8	
16	10	Mark HOWARD	88.9	10	Mark HOWARD	108.2	33	Simon ELLIOTT	77.5	
17	7	Tim SNAYLAM	88.3	33	Simon ELLIOTT	107.5	24	Philip MORRIS	77.4	
18	48	Richard MORGAN	87.5	31	Thomas WILSON	106.9	41	Didge DZIURZYNSKI	77.3	
19	9	Craig MILNER	87.3	41	Didge DZIURZYNSKI	106.9	42	Alex DZIURZYNSKI	77.1	
20	51	Simon ANDREWS	86.7	69	James WALKER	106.7	44	Robin RILEY	75.8	
21	24	Philip MORRIS	85.8	4	Zoe WENHAM	106.5	4	Zoe WENHAM	75.7	
22	44	Robin RILEY	85.2	44	Robin RILEY	104.7	31	Thomas WILSON	74.1	
23	33	Simon ELLIOTT	83.0	46	Andrew SMITH	96.4	46	Andrew SMITH	72.4	

Weather / Track : Showers / Wet

Donington Park GP  
 Circuit Length = 2.4873 miles  
 Start: 09:52 End: 10:14

# Volkswagen Racing Cup with FUCHS Lubricants


## RACE 5 - ROUND 11 - POSITION CHART

No	Name	Laps Pos	1	2	3	4	5	6	7	8	9	10
			8	Aaron MASON	1	8	8	8	8	8	8	8
13	Joe FULBROOK	2	13	13	69	69	69	69	69	69	69	69
53	Steve CHAPLIN	3	53	69	21	21	21	21	21	21	21	21
69	James WALKER	4	69	21	13	13	13	13	13	13	13	13
21	Richard WALKER	5	21	53	53	53	53	53	53	53	53	53
4	Zoe WENHAM	6	4	4	6	6	6	6	6	38	38	38
6	Stewart LINES	7	6	6	38	38	38	38	38	10	10	10
42	Alex DZIURZYNSKI	8	42	10	10	10	10	10	10	55	55	55
10	Mark HOWARD	9	10	38	4	4	4	4	55	48	48	48
55	Chris LEVETT	10	55	42	55	55	55	55	42	42	42	7
38	Steve WOOD	11	38	55	42	42	42	42	48	7	7	42
48	Richard MORGAN	12	48	48	48	48	48	48	7	33	50	50
41	Didge DZIURZYNSKI	13	41	41	41	7	7	7	4	5	5	24
9	Craig MILNER	14	9	33	33	33	33	33	33	50	24	5
33	Simon ELLIOTT	15	33	7	7	24	24	5	5	24	51	9
7	Tim SNAYLAM	16	7	24	24	5	5	50	50	51	9	51
51	Simon ANDREWS	17	51	51	51	51	51	24	24	9	4	4
24	Philip MORRIS	18	24	5	5	50	50	9	9	4	44	44
5	Chris JONES	19	5	50	50	9	9	51	51	44	41	41
50	Peter LETTINGA	20	50	44	9	44	44	44	44	41	46	
44	Robin RILEY	21	44	9	44	41	41	41	41	46		
46	Andrew SMITH	22	46	46	46	46	46	46	46	31		
31	Thomas WILSON	23	31	31	31	31	31	31	31			

Weather / Track : Showers / Wet

Donington Park GP  
Circuit Length = 2.4873 miles  
Start: 09:52 End: 10:14

**Volkswagen Racing Cup with FUCHS Lubricants**  
**RACE 11 - ROUND 12 - GRID - AMENDED**

ROW 12	22 Cassey WATSON	4 Zoe WENHAM
ROW 11	33 Simon ELLIOTT	6 Stewart LINES
ROW 10	46 Andrew SMITH	31 Thomas WILSON
ROW 9	44 Robin RILEY	41 Didge DZIURZYNSKI
ROW 8	9 Craig MILNER	51 Simon ANDREWS
ROW 7	24 Philip MORRIS	5 Chris JONES
ROW 6	42 Alex DZIURZYNSKI	50 Peter LETTINGA
ROW 5	48 Richard MORGAN	7 Tim SNAYLAM
ROW 4	10 Mark HOWARD	55 Chris LEVETT
ROW 3	69 James WALKER	8 Aaron MASON
ROW 2	13 Joe FULBROOK	21 Richard WALKER
ROW 1	38 Steve WOOD	53 Steve CHAPLIN
<b>Pole</b>		
		

Donington Park GP  
 Circuit Length = 2.4873 miles

**These results are provisional until the conclusion of any judicial and technical matters.**

Clerk of Course :		Timekeeper :
-------------------	--	--------------

# Volkswagen Racing Cup with FUCHS Lubricants

## RACE 11 - ROUND 12 - CLASSIFICATION - AMENDED

POS	NO	CL	NAME	ENTRY	LAPS	TIME	GAP	DIFF	MPH	BEST	ON
1	69		James WALKER	Golf Mk5 Gti	11	21:57.879			74.74	1:58.522	9
2	8		Aaron MASON	Golf Mk5 Gti	11	22:05.063	7.184	7.184	74.33	1:58.600	7
3	53		Steve CHAPLIN	Beetle 3.2 Rsi	11	22:11.266	13.387	6.203	73.98	1:59.368	6
4	13		Joe FULBROOK	Bora 1.8T	11	22:11.828	13.949	0.562	73.95	1:58.436	6
5	55		Chris LEVETT	Golf Mk5 Gti	11	22:20.733	22.854	8.905	73.46	1:58.868	9
6	38		Steve WOOD	Golf Mk5 Gti	11	22:30.872	32.993	10.139	72.91	2:00.572	8
7	10		Mark HOWARD	Golf Mk5 Gti	11	22:40.540	42.661	9.668	72.39	2:01.585	7
8	50		Peter LETTINGA	Golf Mk5 Gti	11	22:49.537	51.658	8.997	71.92	2:01.739	8
9	48		Richard MORGAN	Golf Mk5 Gti	11	22:51.485	53.606	1.948	71.81	2:01.271	10
10	9		Craig MILNER	Seat Cupra 2.0 R	11	22:52.219	54.340	0.734	71.78	2:00.418	10
11	42		Alex DZIURZYNSKI	Corrado V6	11	22:58.109	1:00.230	5.890	71.47	2:02.453	11
12	31		Thomas WILSON	Golf Mk5 Gti	11	22:58.355	1:00.476	0.246	71.46	2:02.061	4
13	4		Zoe WENHAM	Golf Mk5 Gti	11	23:08.337	1:10.458	9.982	70.94	2:01.509	4
14	33		Simon ELLIOTT	Caddy Van Racer	11	23:09.740	1:11.861	1.403	70.87	2:01.829	11
15	51		Simon ANDREWS	Golf Mk5 Gti	11	23:16.710	1:18.831	6.970	70.52	2:04.431	9
16	5		Chris JONES	Jetta 2.0 Sport	11	23:17.587	1:19.708	0.877	70.47	2:03.697	8
17	46		Andrew SMITH	Beetle Tdi	11	23:47.300	1:49.421	29.713	69.01	2:05.983	9
18	44		Robin RILEY	Beetle 3.2 Rsi	11	23:56.125	1:58.246	8.825	68.58	2:06.889	6
19	41		Didge DZIURZYNSKI	Golf Mk2 Gti	10	23:14.669	1 lap	1 lap	64.20	2:02.007	8
20	22		Cassey WATSON	Golf Mk4 1.8T	10	23:34.601	1 lap	19.932	63.30	2:09.231	8

### NOT CLASSIFIED

DNF	6		Stewart LINES	Golf Mk6 Gti	6	12:35.804	5 laps	4 laps	71.08	2:02.345	5
DNF	7		Tim SNAYLAM	Golf Mk5 Gti	2	4:44.377	9 laps	4 laps	62.97		
EXC	21		Richard WALKER	Golf Mk5 Gti							

### FASTEST LAP

13	Joe FULBROOK	Bora 1.8T	6	1:58.436	75.60 mph	121.67 kph
----	--------------	-----------	---	----------	-----------	------------

Car 21 excluded from the results under 3.5.1 for a technical infringement

Weather / Track : Cloudy / Wet

These results are provisional until the conclusion of any judicial and technical matters.

Donington Park GP

Circuit Length = 2.4873 miles

Start: 14:45 End: 15:09

Clerk of Course :		Timekeeper :	
-------------------	--	--------------	--

# Volkswagen Racing Cup with FUCHS Lubricants

## RACE 11 - ROUND 12 - LAP CHART

Lap 1			Lap 2			Lap 3			Lap 4			Lap 5		
No	Behind	Laptime	No	Behind	Laptime	No	Behind	Laptime	No	Behind	Laptime	No	Behind	Laptime
21		2:05.307	21		2:00.134	21		1:59.386	21		1:58.079	21		1:58.982
69	1.404	2:06.711	69	1.369	2:00.099	69	1.228	1:59.245	69	2.087	1:58.938	69	1.966	1:58.861
53	3.060	2:08.367	8	5.565	2:01.287	8	5.866	1:59.687	22	1 LAP	3:10.834	8	6.881	1:58.773
13	3.522	2:08.829	13	6.306	2:02.918	13	6.808	1:59.888	8	7.090	1:59.303	13	8.123	1:59.351
8	4.412	2:09.719	53	6.634	2:03.708	53	8.117	2:00.869	13	7.754	1:59.025	53	10.105	1:59.559
38	5.768	2:11.075	38	7.489	2:01.855	38	8.915	2:00.812	53	9.528	1:59.490	38	18.330	2:05.316
55	6.958	2:12.265	55	10.959	2:04.135	55	13.374	2:01.801	38	11.996	2:01.160	55	18.717	2:01.871
10	7.188	2:12.495	10	11.570	2:04.516	10	14.263	2:02.079	55	15.828	2:00.533	10	22.257	2:02.825
41	7.827	2:13.134	42	14.870	2:06.254	42	21.344	2:05.860	10	18.414	2:02.230	22	1 LAP	2:21.835
42	8.750	2:14.057	50	15.465	2:06.619	6	21.799	2:03.406	42	26.543	2:03.278	6	30.279	2:02.345
50	8.980	2:14.287	48	16.739	2:06.529	50	22.416	2:06.337	6	26.916	2:03.196	42	32.103	2:04.542
7	10.249	2:15.556	6	17.779	2:05.937	48	22.874	2:05.521	50	27.737	2:03.400	50	32.116	2:03.361
48	10.344	2:15.651	9	18.350	2:07.375	9	23.524	2:04.560	48	28.227	2:03.432	48	32.833	2:03.588
9	11.109	2:16.416	51	21.580	2:07.971	4	26.969	2:04.459	9	28.806	2:03.361	9	33.525	2:03.701
6	11.976	2:17.283	4	21.896	2:05.975	31	29.600	2:05.346	4	30.399	2:01.509	4	36.318	2:04.901
51	13.743	2:19.050	5	23.316	2:06.486	5	29.801	2:05.871	31	33.582	2:02.061	31	37.323	2:02.723
4	16.055	2:21.362	31	23.640	2:06.101	51	30.251	2:08.057	33	37.170	2:04.562	33	42.115	2:03.927
5	16.964	2:22.271	33	25.183	2:07.291	33	30.687	2:04.890	51	37.253	2:05.081	51	43.973	2:05.702
31	17.673	2:22.980	46	26.166	2:07.955	46	33.937	2:07.157	5	40.405	2:08.683	5	47.236	2:05.813
33	18.026	2:23.333	44	31.690	2:11.303	41	1 LAP	4:33.199	46	42.885	2:07.027	46	50.002	2:06.099
46	18.345	2:23.652	7	38.936	2:28.821 P	44	42.524	2:10.220	41	1 LAP	2:06.355	41	1 LAP	2:04.478
44	20.521	2:25.828	22	51.730	2:29.660 P				44	52.796	2:08.351	44	1:01.392	2:07.578
22	22.204	2:27.511												

Weather / Track : Cloudy / Wet

Donington Park GP  
Circuit Length = 2.4873 miles  
Start: 14:45 End: 15:09

# Volkswagen Racing Cup with FUCHS Lubricants

## RACE 11 - ROUND 12 - LAP CHART

Lap 6			Lap 7			Lap 8			Lap 9			Lap 10		
No	Behind	Laptime	No	Behind	Laptime	No	Behind	Laptime	No	Behind	Laptime	No	Behind	Laptime
21		1:59.618	69		1:58.763	69		1:58.811	69		1:58.522	69		1:58.878
69	1.082	1:58.734	21	1.063	2:00.908	21	1.194	1:58.942	21	1.138	1:58.466	21	0.846	1:58.586
8	6.790	1:59.527	8	5.545	1:58.600	8	6.130	1:59.396	8	6.613	1:59.005	8	7.658	1:59.923
13	6.941	1:58.436	13	6.358	1:59.262	13	11.501	2:03.954	53	13.119	1:59.481	53	14.221	1:59.980
53	9.855	1:59.368	53	9.443	1:59.433	53	12.160	2:01.528	13	15.071	2:02.092	13	15.373	1:59.180
38	20.756	2:02.044	55	22.705	2:01.149	55	23.618	1:59.724	55	23.964	1:58.868	55	24.194	1:59.108
55	21.401	2:02.302	38	24.719	2:03.808	38	26.480	2:00.572	38	29.276	2:01.318	38	31.648	2:01.250
10	24.330	2:01.691	10	26.070	2:01.585	10	30.023	2:02.764	10	35.479	2:03.978	10	39.799	2:03.198
6	34.298	2:03.637	50	39.012	2:01.792	50	41.940	2:01.739	50	45.449	2:02.031	50	49.861	2:03.290
50	37.065	2:04.567	48	40.762	2:02.428	48	44.520	2:02.569	48	49.237	2:03.239	48	51.630	2:01.271
42	37.746	2:05.261	42	41.421	2:03.520	9	47.487	2:04.545	9	50.580	2:01.615	9	52.120	2:00.418
48	38.179	2:04.964	9	41.753	2:02.929	42	47.919	2:05.309	31	54.439	2:04.618	42	58.094	2:02.493
9	38.669	2:04.762	31	44.392	2:04.190	31	48.343	2:02.762	42	54.479	2:05.082	31	58.391	2:02.830
31	40.047	2:02.342	4	47.550	2:03.986	4	53.120	2:04.381	4	1:00.427	2:05.829	4	1:06.932	2:05.383
22	1 LAP	2:13.309	33	48.103	2:01.881	51	1:00.565	2:05.061	51	1:06.474	2:04.431	33	1:10.349	2:02.379
4	43.409	2:06.709	22	1 LAP	2:10.347	5	1:02.508	2:03.697	33	1:06.848	2:02.127	51	1:12.692	2:05.096
33	46.067	2:03.570	51	54.315	2:04.747	33	1:03.243	2:13.951	5	1:09.522	2:05.536	41	1 LAP	2:02.659
51	49.413	2:05.058	5	57.622	2:04.546	22	1 LAP	2:11.736	41	1 LAP	2:02.007	5	1:16.229	2:05.585
5	52.921	2:05.303	41	1 LAP	2:03.442	41	1 LAP	2:02.918	22	1 LAP	2:09.231	22	1 LAP	2:10.039
46	56.400	2:06.016	46	1:17.741	2:21.186	46	1:26.771	2:07.841	46	1:34.232	2:05.983	46	1:42.367	2:07.013
41	1 LAP	2:03.436	44	1:23.509	2:14.691	44	1:32.451	2:07.753	44	1:41.408	2:07.479	44	1:49.985	2:07.455
44	1:08.663	2:06.889												

Weather / Track : Cloudy / Wet

Donington Park GP  
 Circuit Length = 2.4873 miles  
 Start: 14:45 End: 15:09

**Volkswagen Racing Cup with FUCHS Lubricants**  
**RACE 11 - ROUND 12 - LAP CHART**

Lap 11		
No	Behind	Laptime
69		2:00.317
21	1.351	2:00.822
8	7.184	1:59.843
53	13.387	1:59.483
13	13.949	1:58.893
55	22.854	1:58.977
38	32.993	2:01.662
10	42.661	2:03.179
50	51.658	2:02.114
48	53.606	2:02.293
9	54.340	2:02.537
42	1:00.230	2:02.453
31	1:00.476	2:02.402
4	1:10.458	2:03.843
33	1:11.861	2:01.829
41	1 LAP	2:03.041
51	1:18.831	2:06.456
5	1:19.708	2:03.796
22	1 LAP	2:10.099
46	1:49.421	2:07.371
44	1:58.246	2:08.578

**Weather / Track : Cloudy / Wet**

Donington Park GP  
Circuit Length = 2.4873 miles  
Start: 14:45 End: 15:09

Volkswagen Racing Cup with FUCHS Lubricants  
RACE 11 - ROUND 12 - SECTOR ANALYSIS

<b>4</b>	<b>Zoe WENHAM</b>					<b>Slidesports</b>									
1 -	69.8	53.562	104.4	49.058	74.3	2:21.362	7 -	27.035	85.7	50.750	103.1	46.201	73.8	2:03.986	
2 -	27.542	84.7	50.807	105.4	47.626	75.6	2:05.975	8 -	27.117	88.8	50.786	102.0	46.478	75.0	2:04.381
3 -	27.236	87.2	51.234	104.4	45.989	74.7	2:04.459	9 -	27.337	81.0	51.677	102.1	46.815	74.4	2:05.829
4 -	26.685	90.2	<b>49.085</b>	<b>105.5</b>	<b>45.739</b>	<b>76.3</b>	<b>2:01.509</b>	10 -	27.482	84.1	51.483	100.3	46.418	74.0	2:05.383
5 -	<b>26.594</b>	88.0	52.479	100.2	45.828	73.4	2:04.901	11 -	27.349	81.2	50.565	103.1	45.929	73.0	2:03.843
6 -	26.809	<b>91.7</b>	53.970	102.0	45.930	74.3	2:06.709								
<b>5</b>	<b>Chris JONES</b>					<b>Complete Utilities</b>									
1 -	73.9	54.519	107.2	50.486	74.6	2:22.271	7 -	27.117	86.8	49.957	106.0	47.472	76.0	2:04.546	
2 -	27.581	83.5	50.840	108.9	48.065	76.0	2:06.486	8 -	27.091	85.6	<b>49.775</b>	107.7	46.831	76.6	<b>2:03.697</b>
3 -	27.498	86.3	51.017	<b>109.7</b>	47.356	77.4	2:05.871	9 -	28.838	78.3	50.043	100.9	<b>46.655</b>	75.7	2:05.536
4 -	27.049	<b>88.8</b>	53.803	107.2	47.831	72.1	2:08.683	10 -	28.464	84.9	50.457	106.2	46.664	76.3	2:05.585
5 -	27.536	88.4	50.652	107.0	47.625	76.0	2:05.813	11 -	<b>26.947</b>	88.1	49.937	107.5	46.912	<b>78.3</b>	2:03.796
6 -	27.086	84.6	50.276	106.5	47.941	75.9	2:05.303								
<b>6</b>	<b>Stewart LINES</b>					<b>Volkswagen Racing Uk</b>									
1 -	73.2	52.071	105.8	47.728	77.8	2:17.283	4 -	<b>26.603</b>	94.1	50.003	<b>108.4</b>	46.590	<b>78.7</b>	2:03.196	
2 -	27.678	83.7	50.963	<b>108.4</b>	47.296	77.3	2:05.937	5 -	26.737	91.1	<b>49.669</b>	107.4	<b>45.939</b>	77.5	<b>2:02.345</b>
3 -	26.862	88.4	49.985	107.9	46.559	78.6	2:03.406	6 -	26.744	90.3	50.606	102.3	46.287	77.8	2:03.637
<b>7</b>	<b>Tim SNAYLAM</b>					<b>Allied Nippon</b>									
1 -	73.5	<b>52.946</b>	<b>108.8</b>	<b>47.265</b>	<b>77.8</b>	2:15.556	2 -	<b>27.770</b>	<b>90.3</b>	1:00.370	60.0	ln		2:28.821 P	
<b>8</b>	<b>Aaron MASON</b>					<b>Comline / Awm</b>									
1 -	84.0	50.444	105.4	46.324	76.0	2:09.719	7 -	25.886	91.8	48.327	105.2	<b>44.387</b>	77.3	<b>1:58.600</b>	
2 -	26.347	89.2	49.172	105.2	45.768	76.0	2:01.287	8 -	25.954	91.6	48.554	104.4	44.888	77.3	1:59.396
3 -	26.062	92.4	48.709	105.2	44.916	77.6	1:59.687	9 -	26.017	92.8	<b>48.241</b>	105.2	44.747	77.1	1:59.005
4 -	25.952	92.3	48.422	105.0	44.929	76.8	1:59.303	10 -	26.181	91.3	48.288	105.2	45.454	77.0	1:59.923
5 -	<b>25.870</b>	<b>95.2</b>	48.323	<b>105.5</b>	44.580	77.7	1:58.773	11 -	25.972	93.2	48.457	104.9	45.414	<b>78.0</b>	1:59.843
6 -	25.891	94.8	48.383	104.5	45.253	77.1	1:59.527								
<b>9</b>	<b>Craig MILNER</b>					<b>Volkswagen Racing Uk</b>									
1 -	73.8	53.145	106.5	47.337	77.8	2:16.416	7 -	27.226	89.0	49.452	108.4	46.251	77.5	2:02.929	
2 -	28.305	86.0	52.184	107.5	46.886	76.5	2:07.375	8 -	27.057	88.0	50.488	104.7	47.000	78.2	2:04.545
3 -	27.204	88.7	50.700	108.4	46.656	78.2	2:04.560	9 -	26.724	88.1	49.673	108.1	45.218	78.0	2:01.615
4 -	27.000	88.0	50.216	108.8	46.145	<b>78.6</b>	2:03.361	10 -	<b>26.555</b>	<b>90.6</b>	<b>48.925</b>	108.2	<b>44.938</b>	77.7	<b>2:00.418</b>
5 -	26.847	89.2	50.225	108.8	46.629	77.0	2:03.701	11 -	26.973	85.9	49.175	108.8	46.389	76.5	2:02.537
6 -	27.044	86.3	50.111	<b>109.5</b>	47.607	76.9	2:04.762								
<b>10</b>	<b>Mark HOWARD</b>					<b>KPM Racing</b>									
1 -	79.4	51.783	106.0	46.874	76.2	2:12.495	7 -	26.958	88.4	<b>48.685</b>	105.8	45.942	76.5	<b>2:01.585</b>	
2 -	27.336	83.2	50.847	<b>107.0</b>	46.333	76.8	2:04.516	8 -	26.823	88.3	49.410	104.2	46.531	75.8	2:02.764
3 -	<b>26.595</b>	87.5	49.399	105.7	46.085	<b>77.0</b>	2:02.079	9 -	27.082	87.0	49.939	106.2	46.957	75.9	2:03.978
4 -	26.646	<b>91.2</b>	49.118	105.8	46.466	76.8	2:02.230	10 -	27.189	87.2	49.342	104.5	46.667	75.6	2:03.198
5 -	26.635	88.1	49.796	104.4	46.394	<b>77.0</b>	2:02.825	11 -	26.596	90.0	49.573	103.6	47.010	70.0	2:03.179
6 -	27.048	88.3	48.775	105.2	<b>45.868</b>	75.5	2:01.691								
<b>13</b>	<b>Joe FULBROOK</b>					<b>Warranty Direct Racing</b>									
1 -	85.1	50.465	110.2	45.831	<b>79.0</b>	2:08.829	7 -	26.453	91.6	48.379	111.8	<b>44.430</b>	77.4	1:59.262	
2 -	26.744	90.4	50.029	106.2	46.145	77.3	2:02.918	8 -	29.718	86.0	49.000	110.9	45.236	63.0	2:03.954
3 -	26.189	91.2	48.727	110.4	44.972	78.2	1:59.888	9 -	28.147	88.3	48.864	111.8	45.081	77.3	2:02.092
4 -	<b>25.922</b>	91.7	48.368	111.8	44.735	78.3	1:59.025	10 -	26.071	90.7	48.459	112.4	44.650	78.2	1:59.180
5 -	26.202	90.7	48.497	111.8	44.652	77.0	1:59.351	11 -	26.125	92.8	48.204	112.2	44.564	78.7	1:58.893
6 -	25.973	<b>93.2</b>	<b>47.989</b>	<b>113.0</b>	44.474	76.7	<b>1:58.436</b>								
<b>21</b>	<b>Richard WALKER</b>														
1 -	88.9	48.032	108.4	45.968	78.0	2:05.307	7 -	26.696	85.6	49.129	103.4	45.083	77.4	2:00.908	
2 -	26.237	88.5	48.085	108.2	45.812	77.4	2:00.134	8 -	25.913	92.8	47.504	106.2	45.525	77.5	1:58.942
3 -	25.855	90.4	48.227	108.6	45.304	<b>78.3</b>	1:59.386	9 -	25.706	<b>93.5</b>	<b>47.405</b>	103.7	45.355	77.6	1:58.466
4 -	<b>25.601</b>	<b>93.5</b>	47.511	<b>108.9</b>	<b>44.967</b>	76.5	<b>1:58.079</b>	10 -	25.839	91.6	47.623	102.3	45.124	78.2	1:58.586

Weather / Track : Cloudy / Wet

Donington Park GP  
Circuit Length = 2.4873 miles  
Start: 14:45 End: 15:09

# Volkswagen Racing Cup with FUCHS Lubricants

## RACE 11 - ROUND 12 - SECTOR ANALYSIS

5 -	25.905	92.6	47.736	<b>108.9</b>	45.341	77.5	1:58.982	11 -	25.835	93.3	48.377	97.1	46.610	76.3	2:00.822	
6 -	26.086	89.6	47.806	108.4	45.726	76.3	1:59.618									
<b>22</b>	<b>Cassey WATSON</b>							Lunar Racing								
1 -		67.6	55.060	105.2	52.500	68.1	2:27.511	6 -	27.820	79.2	53.979	105.5	<b>48.548</b>	77.1	2:10.347	
2 -	29.139	73.5	59.902	88.0	In		2:29.660 P	7 -	<b>27.739</b>	<b>81.9</b>	53.456	106.0	50.541	74.9	2:11.736	
3 -	Out	74.9	53.651	95.9	50.878	75.0	3:10.834	8 -	27.776	79.7	52.597	104.7	48.858	77.1	<b>2:09.231</b>	
4 -	32.126	63.0	59.688	102.9	50.021	77.1	2:21.835	9 -	28.017	78.4	<b>51.725</b>	105.8	50.297	66.0	2:10.039	
5 -	28.013	78.9	55.920	<b>107.5</b>	49.376	<b>77.7</b>	2:13.309	10 -	27.923	77.6	52.270	102.0	49.906	66.2	2:10.099	
<b>31</b>	<b>Thomas WILSON</b>															
1 -		64.3	54.979	106.9	49.755	75.9	2:22.980	7 -	26.856	87.2	50.056	108.1	47.278	<b>77.6</b>	2:04.190	
2 -	27.216	86.4	50.815	107.7	48.070	76.0	2:06.101	8 -	26.910	88.5	49.463	107.7	46.389	77.5	2:02.762	
3 -	27.571	85.5	50.963	108.4	46.812	76.5	2:05.346	9 -	27.066	87.7	50.257	<b>108.6</b>	47.295	75.2	2:04.618	
4 -	<b>26.360</b>	<b>94.9</b>	50.187	107.2	<b>45.514</b>	<b>77.2</b>	<b>2:02.061</b>	10 -	27.080	87.8	49.384	108.2	46.366	<b>77.6</b>	2:02.830	
5 -	27.121	87.3	49.762	107.5	45.840	76.9	2:02.723	11 -	26.988	83.5	49.595	107.5	45.819	77.5	2:02.402	
6 -	27.140	89.6	<b>49.322</b>	107.7	45.880	<b>77.3</b>	2:02.342									
<b>33</b>	<b>Simon ELLIOTT</b>							Volkswagen Racing Uk								
1 -		64.4	55.145	104.0	50.308	75.0	2:23.333	7 -	26.714	85.3	49.164	<b>109.3</b>	46.003	<b>77.4</b>	2:01.881	
2 -	27.592	82.5	51.024	108.8	48.675	75.9	2:07.291	8 -	27.109	84.1	1:00.930	103.7	45.912	76.5	2:13.951	
3 -	27.111	83.7	50.722	107.7	47.057	77.1	2:04.890	9 -	27.450	78.1	<b>48.669</b>	107.4	46.008	75.3	2:02.127	
4 -	27.194	<b>87.6</b>	51.066	103.6	46.302	75.7	2:04.562	10 -	27.125	79.1	49.498	103.9	<b>45.756</b>	74.9	2:02.379	
5 -	27.143	87.5	50.273	105.0	46.511	76.3	2:03.927	11 -	<b>26.270</b>	87.3	49.382	106.0	46.177	76.4	<b>2:01.829</b>	
6 -	26.872	85.8	49.939	105.5	46.759	76.3	2:03.570									
<b>38</b>	<b>Steve WOOD</b>							Complete Utilities								
1 -		79.4	51.563	106.9	46.335	76.0	2:11.075	7 -	26.785	<b>97.0</b>	51.522	<b>108.4</b>	<b>45.501</b>	78.7	2:03.808	
2 -	26.504	90.8	49.202	106.9	46.149	77.4	2:01.855	8 -	26.450	95.3	<b>48.457</b>	107.5	45.665	78.7	<b>2:00.572</b>	
3 -	26.509	91.6	48.681	107.5	45.622	77.8	2:00.812	9 -	26.733	89.6	48.686	104.4	45.899	78.6	2:01.318	
4 -	26.429	93.1	48.504	108.2	46.227	<b>80.3</b>	2:01.160	10 -	26.986	90.4	48.595	106.2	45.669	78.6	2:01.250	
5 -	26.630	92.4	52.799	106.9	45.887	75.6	2:05.316	11 -	<b>26.404</b>	92.2	48.527	106.2	46.731	75.8	2:01.662	
6 -	26.724	94.4	49.632	107.0	45.688	78.1	2:02.044									
<b>41</b>	<b>Didge DZIURZYNSKI</b>							West End Precision								
1 -		78.1	51.246	107.9	46.955	75.9	2:13.134	6 -	26.522	88.8	49.801	106.4	47.119	77.6	2:03.442	
2 -	2:41.712	85.6	1:03.179	104.5	48.308	75.9	4:33.199	7 -	26.615	83.8	49.928	106.9	46.375	<b>79.2</b>	2:02.918	
3 -	27.129	82.7	50.776	106.0	48.450	75.6	2:06.355	8 -	26.479	87.7	49.410	<b>108.2</b>	<b>46.118</b>	78.0	<b>2:02.007</b>	
4 -	27.074	86.4	50.405	106.9	46.999	76.8	2:04.478	9 -	26.534	88.9	<b>49.336</b>	107.2	46.789	78.3	2:02.659	
5 -	26.883	87.3	50.042	106.7	46.511	77.8	2:03.436	10 -	<b>26.336</b>	85.5	50.058	107.2	46.647	77.4	2:03.041	
<b>42</b>	<b>Alex DZIURZYNSKI</b>							West End Precision								
1 -		77.4	51.978	110.0	46.881	78.2	2:14.057	7 -	<b>26.348</b>	91.7	50.152	109.8	47.020	77.6	2:03.520	
2 -	27.006	84.6	50.856	109.8	48.392	76.2	2:06.254	8 -	26.717	85.9	50.342	109.8	48.250	78.2	2:05.309	
3 -	26.534	91.1	51.069	108.8	48.257	77.1	2:05.860	9 -	26.920	91.7	50.478	110.2	47.684	78.3	2:05.082	
4 -	26.645	90.7	49.926	108.4	46.707	77.0	2:03.278	10 -	26.582	89.4	49.600	110.0	<b>46.311</b>	77.3	2:02.493	
5 -	26.846	88.8	50.829	<b>110.4</b>	46.867	<b>78.8</b>	2:04.542	11 -	26.536	90.7	<b>49.599</b>	109.8	46.318	78.7	<b>2:02.453</b>	
6 -	26.455	<b>92.9</b>	50.358	107.0	48.448	76.1	2:05.261									
<b>44</b>	<b>Robin RILEY</b>															
1 -		62.8	55.710	<b>105.2</b>	49.615	74.4	2:25.828	7 -	27.965	86.3	51.231	104.2	55.495	74.4	2:14.691	
2 -	28.948	79.9	53.121	104.2	49.234	<b>76.0</b>	2:11.303	8 -	28.547	85.4	51.547	104.2	47.659	75.1	2:07.753	
3 -	28.345	85.9	53.425	104.2	48.450	75.1	2:10.220	9 -	28.415	84.8	51.322	104.5	47.742	74.8	2:07.479	
4 -	27.975	86.6	52.269	104.2	48.107	74.7	2:08.351	10 -	28.137	<b>87.2</b>	<b>50.943</b>	104.0	48.375	74.5	2:07.455	
5 -	28.015	86.9	52.121	104.0	<b>47.442</b>	75.8	2:07.578	11 -	28.587	82.0	51.531	103.9	48.460	74.8	2:08.578	
6 -	<b>27.705</b>	85.1	51.693	104.2	47.491	75.6	<b>2:06.889</b>									
<b>46</b>	<b>Andrew SMITH</b>							Vis-Tuning								
1 -		67.6	54.571	<b>104.2</b>	51.065	<b>75.3</b>	2:23.652	7 -	<b>27.298</b>	89.0	<b>50.193</b>	101.4	1:03.695	73.6	2:21.186	
2 -	27.773	83.7	51.827	102.5	48.355	74.7	2:07.955	8 -	28.024	84.3	51.485	100.8	48.332	74.0	2:07.841	
3 -	27.566	88.3	51.644	102.9	47.947	72.5	2:07.157	9 -	27.476	87.6	50.503	102.1	48.004	74.6	<b>2:05.983</b>	
4 -	27.772	86.6	51.140	101.8	48.115	73.5	2:07.027	10 -	27.518	88.3	51.153	101.1	48.342	72.9	2:07.013	
5 -	27.549	84.6	51.014	102.3	<b>47.536</b>	74.7	2:06.099	11 -	27.529	<b>90.0</b>	50.948	100.8	48.894	73.5	2:07.371	

Weather / Track : Cloudy / Wet

Donington Park GP  
Circuit Length = 2.4873 miles  
Start: 14:45 End: 15:09

# Volkswagen Racing Cup with FUCHS Lubricants

## RACE 11 - ROUND 12 - SECTOR ANALYSIS

6 -	27.551	85.3	50.633	101.4	47.832	74.7	2:06.016								
<b>48</b>	<b>Richard MORGAN</b>														
1 -	75.0	53.723	107.5	47.051	78.2	2:15.651	7 -	26.881	87.8	49.680	106.7	45.867	78.1	2:02.428	
2 -	28.588	<b>90.2</b>	51.207	107.7	46.734	78.2	2:06.529	8 -	26.752	87.3	49.687	107.0	46.130	78.7	2:02.569
3 -	27.653	85.6	50.544	108.6	47.324	78.9	2:05.521	9 -	27.169	84.5	49.774	106.4	46.296	78.5	2:03.239
4 -	27.085	85.8	49.933	108.1	46.414	<b>79.1</b>	2:03.432	10 -	<b>26.589</b>	89.5	48.944	107.7	<b>45.738</b>	78.4	<b>2:01.271</b>
5 -	26.856	83.6	49.829	107.9	46.903	78.7	2:03.588	11 -	26.907	84.2	<b>48.780</b>	107.9	46.606	78.3	2:02.293
6 -	27.082	84.0	49.962	<b>109.3</b>	47.920	77.3	2:04.964								
<b>50</b>	<b>Peter LETTINGA</b> Kpm Racing														
1 -	75.2	52.517	107.4	47.516	77.5	2:14.287	7 -	<b>25.955</b>	91.1	49.317	105.4	46.520	73.8	2:01.792	
2 -	27.314	86.4	50.660	107.2	48.645	75.8	2:06.619	8 -	26.702	86.8	49.453	106.4	<b>45.584</b>	<b>77.5</b>	<b>2:01.739</b>
3 -	26.579	<b>91.6</b>	50.994	106.4	48.764	76.2	2:06.337	9 -	26.403	86.9	<b>49.139</b>	106.2	46.489	75.5	2:02.031
4 -	26.698	88.3	49.529	<b>108.2</b>	47.173	77.2	2:03.400	10 -	26.865	85.5	49.438	106.5	46.987	75.2	2:03.290
5 -	26.526	90.4	50.276	<b>108.2</b>	46.559	77.1	2:03.361	11 -	26.470	87.6	49.157	106.0	46.487	76.3	2:02.114
6 -	26.860	90.0	49.924	106.2	47.783	75.7	2:04.567								
<b>51</b>	<b>Simon ANDREWS</b>														
1 -	71.9	53.846	107.5	48.792	<b>78.2</b>	2:19.050	7 -	27.428	84.2	50.145	107.5	47.174	77.2	2:04.747	
2 -	28.005	83.5	51.839	106.5	48.127	77.8	2:07.971	8 -	27.549	79.7	50.569	107.2	46.943	78.0	2:05.061
3 -	28.346	81.5	51.466	107.4	48.245	76.3	2:08.057	9 -	27.400	81.7	50.160	107.4	<b>46.871</b>	77.5	<b>2:04.431</b>
4 -	27.256	<b>89.5</b>	50.660	<b>108.2</b>	47.165	<b>78.2</b>	2:05.081	10 -	<b>27.193</b>	81.9	<b>49.517</b>	106.7	48.386	76.6	2:05.096
5 -	28.014	82.6	50.663	106.5	47.025	77.5	2:05.702	11 -	27.405	80.9	51.212	107.9	47.839	77.8	2:06.456
6 -	27.690	83.1	50.079	108.1	47.289	78.1	2:05.058								
<b>53</b>	<b>Steve CHAPLIN</b> Complete Utilities														
1 -	85.2	49.771	110.6	46.299	79.8	2:08.367	7 -	<b>25.776</b>	<b>92.8</b>	48.674	109.8	<b>44.983</b>	80.1	1:59.433	
2 -	28.223	86.1	49.163	109.1	46.322	<b>80.3</b>	2:03.708	8 -	26.803	78.5	49.467	110.7	45.258	79.3	2:01.528
3 -	26.357	84.8	48.877	<b>110.9</b>	45.635	79.8	2:00.869	9 -	26.117	89.0	<b>48.340</b>	109.7	45.024	79.8	1:59.481
4 -	25.950	90.2	48.422	110.7	45.118	80.2	1:59.490	10 -	26.120	90.1	48.877	109.7	44.983	79.8	1:59.980
5 -	26.067	86.8	48.507	110.6	44.985	79.5	1:59.559	11 -	26.033	90.6	48.442	109.1	45.008	78.8	1:59.483
6 -	25.919	89.7	48.355	109.8	45.094	79.0	<b>1:59.368</b>								
<b>55</b>	<b>Chris LEVETT</b> Slidesports														
1 -	82.5	51.375	101.8	47.108	74.5	2:12.265	7 -	26.320	<b>97.4</b>	49.380	106.4	45.449	76.9	2:01.149	
2 -	27.144	87.3	50.497	100.8	46.494	74.7	2:04.135	8 -	26.060	92.1	48.036	<b>107.5</b>	45.628	77.0	1:59.724
3 -	26.341	94.8	49.217	103.4	46.243	75.8	2:01.801	9 -	25.867	96.7	47.915	107.4	<b>45.086</b>	77.3	<b>1:58.868</b>
4 -	26.242	95.3	48.577	106.2	45.714	76.6	2:00.533	10 -	25.888	96.0	48.093	107.0	45.127	<b>77.7</b>	1:59.108
5 -	26.010	94.9	49.941	106.7	45.920	76.7	2:01.871	11 -	<b>25.729</b>	97.3	<b>47.804</b>	106.9	45.444	76.4	1:58.977
6 -	26.546	93.5	49.418	107.0	46.338	76.3	2:02.302								
<b>69</b>	<b>James WALKER</b> KPM Racing														
1 -	87.5	48.649	102.3	46.241	<b>78.2</b>	2:06.711	7 -	26.221	96.7	47.999	104.0	<b>44.543</b>	77.5	1:58.763	
2 -	26.246	91.7	48.180	103.4	45.673	77.1	2:00.099	8 -	25.931	96.4	47.962	103.6	44.918	77.2	1:58.811
3 -	25.949	95.2	47.799	103.1	45.497	76.6	1:59.245	9 -	25.815	96.3	47.979	103.1	44.728	77.7	<b>1:58.522</b>
4 -	25.908	95.7	<b>47.769</b>	104.0	45.261	77.3	1:58.938	10 -	26.016	92.4	48.218	<b>104.4</b>	44.644	77.3	1:58.878
5 -	<b>25.808</b>	97.4	47.816	104.2	45.237	77.1	1:58.861	11 -	26.076	92.7	48.594	101.4	45.647	73.0	2:00.317
6 -	25.941	<b>97.7</b>	47.858	103.7	44.935	76.8	1:58.734								

Weather / Track : Cloudy / Wet

Donington Park GP  
Circuit Length = 2.4873 miles  
Start: 14:45 End: 15:09

**Volkswagen Racing Cup with FUCHS Lubricants**  
**RACE 11 - ROUND 12 - BEST SECTOR TIMES**

SECTOR 1			SECTOR 2			SECTOR 3			IDEAL / BEST COMPARISON						
POS	NO	NAME	TIME	NO	NAME	TIME	NO	NAME	TIME	POS	NO	NAME	IDEAL	BEST	DIFF
1	21	WALKER	25.601	21	WALKER	47.405	8	MASON	44.387	1	21	WALKER	1:57.973	1:58.079	0.106
2	55	LEVETT	25.729	69	WALKER	47.769	13	FULBROOK	44.430	2	69	WALKER	1:58.120	1:58.522	0.402
3	53	CHAPLIN	25.776	55	LEVETT	47.804	69	WALKER	44.543	3	13	FULBROOK	1:58.341	1:58.436	0.095
4	69	WALKER	25.808	13	FULBROOK	47.989	9	MILNER	44.938	4	8	MASON	1:58.498	1:58.600	0.102
5	8	MASON	25.870	8	MASON	48.241	21	WALKER	44.967	5	55	LEVETT	1:58.619	1:58.868	0.249
6	13	FULBROOK	25.922	53	CHAPLIN	48.340	53	CHAPLIN	44.983	6	53	CHAPLIN	1:59.099	1:59.368	0.269
7	50	LETTINGA	25.955	38	WOOD	48.457	55	LEVETT	45.086	7	38	WOOD	2:00.362	2:00.572	0.210
8	33	ELLIOTT	26.270	33	ELLIOTT	48.669	38	WOOD	45.501	8	9	MILNER	2:00.418	2:00.418	0.000
9	41	DZIURZYNSKI	26.336	10	HOWARD	48.685	31	WILSON	45.514	9	50	LETTINGA	2:00.678	2:01.739	1.061
10	42	DZIURZYNSKI	26.348	48	MORGAN	48.780	50	LETTINGA	45.584	10	33	ELLIOTT	2:00.695	2:01.829	1.134
11	31	WILSON	26.360	9	MILNER	48.925	48	MORGAN	45.738	11	48	MORGAN	2:01.107	2:01.271	0.164
12	38	WOOD	26.404	4	WENHAM	49.085	4	WENHAM	45.739	12	10	HOWARD	2:01.148	2:01.585	0.437
13	9	MILNER	26.555	50	LETTINGA	49.139	33	ELLIOTT	45.756	13	31	WILSON	2:01.196	2:02.061	0.865
14	48	MORGAN	26.589	31	WILSON	49.322	10	HOWARD	45.868	14	4	WENHAM	2:01.418	2:01.509	0.091
15	4	WENHAM	26.594	41	DZIURZYNSKI	49.336	6	LINES	45.939	15	41	DZIURZYNSKI	2:01.790	2:02.007	0.217
16	10	HOWARD	26.595	51	ANDREWS	49.517	41	DZIURZYNSKI	46.118	16	6	LINES	2:02.211	2:02.345	0.134
17	6	LINES	26.603	42	DZIURZYNSKI	49.599	42	DZIURZYNSKI	46.311	17	42	DZIURZYNSKI	2:02.258	2:02.453	0.195
18	5	JONES	26.947	6	LINES	49.669	5	JONES	46.655	18	5	JONES	2:03.377	2:03.697	0.320
19	51	ANDREWS	27.193	5	JONES	49.775	51	ANDREWS	46.871	19	51	ANDREWS	2:03.581	2:04.431	0.850
20	46	SMITH	27.298	46	SMITH	50.193	7	SNAYLAM	47.265	20	46	SMITH	2:05.027	2:05.983	0.956
21	44	RILEY	27.705	44	RILEY	50.943	44	RILEY	47.442	21	44	RILEY	2:06.090	2:06.889	0.799
22	22	WATSON	27.739	22	WATSON	51.725	46	SMITH	47.536	22	7	SNAYLAM	2:07.981		
23	7	SNAYLAM	27.770	7	SNAYLAM	52.946	22	WATSON	48.548	23	22	WATSON	2:08.012	2:09.231	1.219
													Perfect Lap		1:57.393

Weather / Track : Cloudy / Wet

Donington Park GP  
 Circuit Length = 2.4873 miles  
 Start: 14:45 End: 15:09

**Volkswagen Racing Cup with FUCHS Lubricants**  
**RACE 11 - ROUND 12 - SPEED TRAPS**

SECTOR 1				SECTOR 2			FINISH LINE			
POS	NO	NAME	MPH	NO	NAME	MPH	NO	NAME	MPH	
1	69	James WALKER	97.7	13	Joe FULBROOK	113.0	38	Steve WOOD	80.3	
2	55	Chris LEVETT	97.4	53	Steve CHAPLIN	110.9	53	Steve CHAPLIN	80.3	
3	38	Steve WOOD	97.0	42	Alex DZIURZYNSKI	110.4	41	Didge DZIURZYNSKI	79.2	
4	8	Aaron MASON	95.2	5	Chris JONES	109.7	48	Richard MORGAN	79.1	
5	31	Thomas WILSON	94.9	9	Craig MILNER	109.5	13	Joe FULBROOK	79.0	
6	6	Stewart LINES	94.5	33	Simon ELLIOTT	109.3	42	Alex DZIURZYNSKI	78.8	
7	21	Richard WALKER	93.5	48	Richard MORGAN	109.3	6	Stewart LINES	78.7	
8	13	Joe FULBROOK	93.2	21	Richard WALKER	108.9	9	Craig MILNER	78.6	
9	42	Alex DZIURZYNSKI	92.9	7	Tim SNAYLAM	108.8	5	Chris JONES	78.3	
10	53	Steve CHAPLIN	92.8	31	Thomas WILSON	108.6	21	Richard WALKER	78.3	
11	4	Zoe WENHAM	91.7	6	Stewart LINES	108.4	51	Simon ANDREWS	78.2	
12	50	Peter LETTINGA	91.6	38	Steve WOOD	108.4	69	James WALKER	78.2	
13	10	Mark HOWARD	91.2	41	Didge DZIURZYNSKI	108.2	8	Aaron MASON	78.0	
14	9	Craig MILNER	90.6	50	Peter LETTINGA	108.2	7	Tim SNAYLAM	77.8	
15	7	Tim SNAYLAM	90.3	51	Simon ANDREWS	108.2	22	Cassey WATSON	77.7	
16	41	Didge DZIURZYNSKI	90.3	22	Cassey WATSON	107.5	55	Chris LEVETT	77.7	
17	48	Richard MORGAN	90.2	55	Chris LEVETT	107.5	31	Thomas WILSON	77.6	
18	46	Andrew SMITH	90.0	10	Mark HOWARD	107.0	50	Peter LETTINGA	77.5	
19	51	Simon ANDREWS	89.5	4	Zoe WENHAM	105.5	33	Simon ELLIOTT	77.4	
20	5	Chris JONES	88.8	8	Aaron MASON	105.5	10	Mark HOWARD	77.0	
21	33	Simon ELLIOTT	87.6	44	Robin RILEY	105.2	4	Zoe WENHAM	76.3	
22	44	Robin RILEY	87.2	69	James WALKER	104.4	44	Robin RILEY	76.0	
23	22	Cassey WATSON	81.9	46	Andrew SMITH	104.2	46	Andrew SMITH	75.3	

Weather / Track : Cloudy / Wet

Donington Park GP  
 Circuit Length = 2.4873 miles  
 Start: 14:45 End: 15:09

# Volkswagen Racing Cup with FUCHS Lubricants

## RACE 11 - ROUND 12 - POSITION CHART

No	Name	Laps Pos												
			1	2	3	4	5	6	7	8	9	10	11	
21	Richard WALKER	1	21	21	21	21	21	21	21	69	69	69	69	69
69	James WALKER	2	69	69	69	69	69	69	69	21	21	21	21	21
53	Steve CHAPLIN	3	53	8	8	8	8	8	8	8	8	8	8	8
13	Joe FULBROOK	4	13	13	13	13	13	13	13	13	13	53	53	53
8	Aaron MASON	5	8	53	53	53	53	53	53	53	53	13	13	13
38	Steve WOOD	6	38	38	38	38	38	38	38	55	55	55	55	55
55	Chris LEVETT	7	55	55	55	55	55	55	55	38	38	38	38	38
10	Mark HOWARD	8	10	10	10	10	10	10	10	10	10	10	10	10
41	Didge DZIURZYNSKI	9	41	42	42	42	6	6	6	50	50	50	50	50
42	Alex DZIURZYNSKI	10	42	50	6	6	42	50	48	48	48	48	48	48
50	Peter LETTINGA	11	50	48	50	50	50	42	42	9	9	9	9	9
7	Tim SNAYLAM	12	7	6	48	48	48	48	9	42	31	42	42	42
48	Richard MORGAN	13	48	9	9	9	9	9	31	31	42	31	31	31
9	Craig MILNER	14	9	51	4	4	4	31	4	4	4	4	4	4
6	Stewart LINES	15	6	4	31	31	31	4	33	51	51	33	33	33
51	Simon ANDREWS	16	51	5	5	33	33	33	51	5	33	51	51	51
4	Zoe WENHAM	17	4	31	51	51	51	51	5	33	5	5	5	5
5	Chris JONES	18	5	33	33	5	5	5	46	46	46	46	46	46
31	Thomas WILSON	19	31	46	46	46	46	46	44	44	44	44	44	44
33	Simon ELLIOTT	20	33	44	44	44	44	44	22	41	41	41	41	41
46	Andrew SMITH	21	46	7	22	22	22	22	41	22	22	22	22	22
44	Robin RILEY	22	44	22	41	41	41	41						
22	Cassey WATSON	23	22	41										

Weather / Track : Cloudy / Wet

Donington Park GP  
 Circuit Length = 2.4873 miles  
 Start: 14:45 End: 15:09