



VOLKSWAGEN RACING CUP

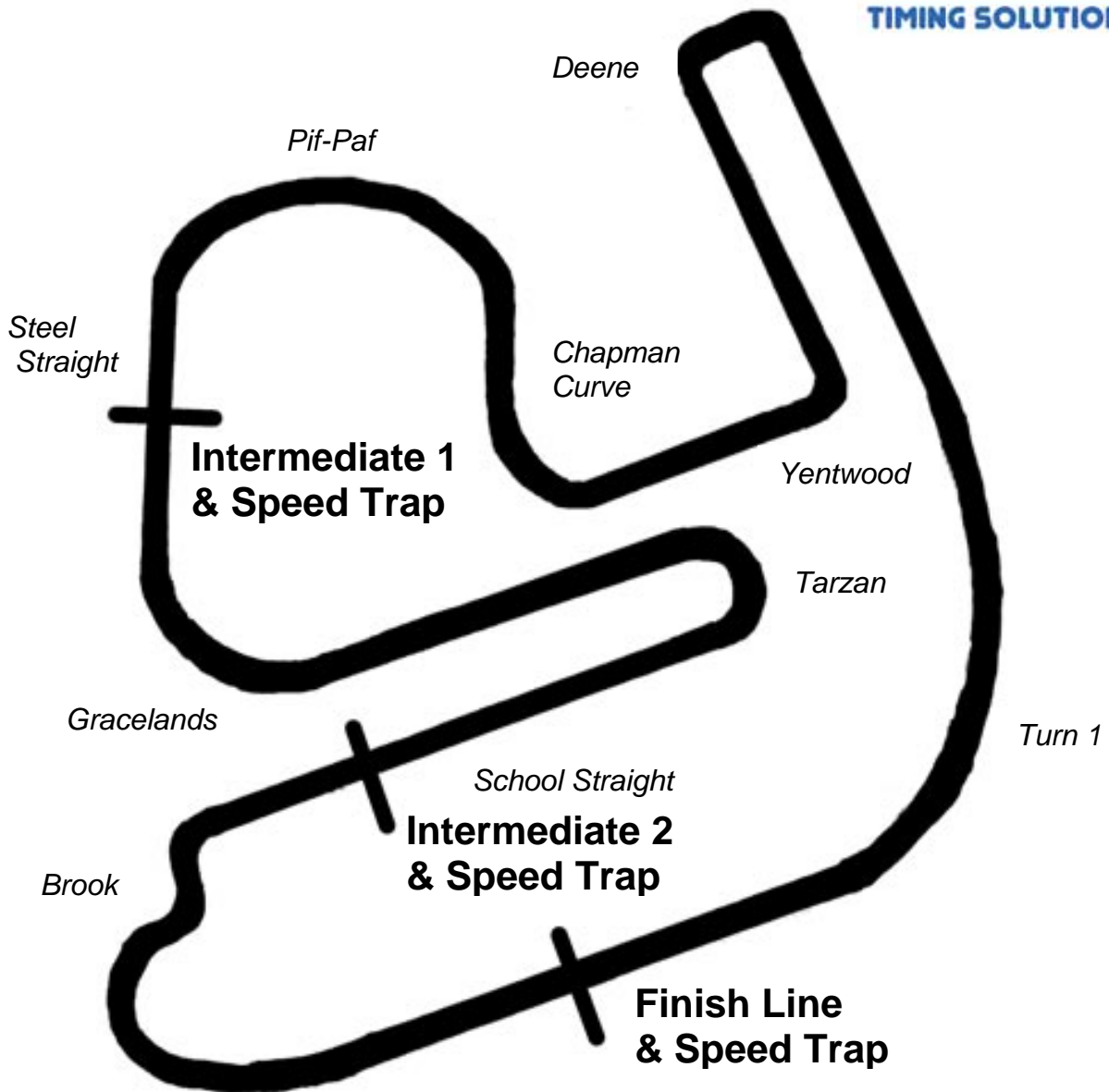
Round 9 & 10
Rockingham International Sportscar

3rd & 4th September 2011



Results Provided by Timing Solutions Ltd
www.tsl-timing.com

ROCKINGHAM INTERNATIONAL SUPER SPORTS CAR CIRCUIT



Circuit Length:	1.9400 miles / 3122.1 metres
Intermediate 1:	1,718 metres
Intermediate 2:	2,524 metres
Pit In:	2,977 metres
Pit Out:	162 metres after Finish Line
Pit In – Pit Out	316 metres, @ 60kph = 18.9 seconds, @ 80kph = 14.2 seconds

Volkswagen Racing Cup with FUCHS Lubricants

QUALIFYING - RACE 5 - ROUND 9 - CLASSIFICATION - AMENDED

POS	NO	CL	NAME	ENTRY	TIME	ON	LAPS	GAP	DIFF	MPH
1	53		Steve CHAPLIN	Beetle 3.2 Rsi	1:31.493	12	12			76.33
2	8		Aaron MASON	Golf Mk5 Gti	1:31.969	11	12	0.476	0.476	75.93
3	13		Joe FULBROOK	Bora 1.8T	1:32.346	9	11	0.853	0.377	75.62
4	31		Thomas WILSON	Golf Mk5 Gti	1:32.673	10	12	1.180	0.327	75.36
5	6		Nick BEAUMONT	Golf Mk6 Gti	1:32.798	8	13	1.305	0.125	75.25
6	69		James WALKER	Golf Mk5 Gti	1:32.827	4	12	1.334	0.029	75.23
7	21		Richard WALKER	Golf Mk5 Gti	1:33.013	6	11	1.520	0.186	75.08
8	4		Zoe WENHAM	Golf Mk5 Gti	1:33.135	7	8	1.642	0.122	74.98
9	48		Richard MORGAN	Golf Mk5 Gti	1:33.501	13	13	2.008	0.366	74.69
10	9		Paul WYHINNY	Seat 2.0 Cupra R	1:34.151	6	12	2.658	0.650	74.17
11	38		Steve WOOD	Golf Mk5 Gti	1:34.440	8	12	2.947	0.289	73.95
12	10		Mark HOWARD	Golf Mk5 Gti	1:34.489	6	11	2.996	0.049	73.91
13	33		Simon ELLIOTT	Caddy Van Racer	1:34.734	12	12	3.241	0.245	73.72
14	51		Simon ANDREWS	Golf Mk5 Gti	1:35.057	7	10	3.564	0.323	73.47
15	24		Philip MORRIS	Golf Mk5 Gti	1:35.788	5	7	4.295	0.731	72.91
16	99		Mark CLYNES	Golf Mk5 Gti	1:36.398	5	11	4.905	0.610	72.44
17	44		Robin RILEY	Beetle 3.2 Rsi	1:38.049	10	11	6.556	1.651	71.22
18	11		Steve DORRELL	Beetle 3.2 Rsi	1:39.006	11	11	7.513	0.957	70.54
DQ	7		Tim SNAYLAM	Golf Mk5 Gti						
DQ	32		Kieran GRIFFIN	Scirocco 2.0 R						

Cars 7 & 32, Qualifying times disallowed - Non compliance following post qualifying scrutineering

Rockingham Int. Sportscar
Circuit Length = 1.9400 miles
Start: 12:55 End: 13:22

Weather / Track : Cloudy / Dry

These results are provisional until the conclusion of any judicial and technical matters.

Clerk of Course :		Timekeeper :
-------------------	--	--------------

Volkswagen Racing Cup with FUCHS Lubricants
QUALIFYING - RACE 5 - ROUND 9 - SECTOR ANALYSIS

4	Zoe WENHAM					SLIDESPORTS									
1-	Out	79.9	27.100	84.7	20.939	91.7	1:42.532	5-	49.361	88.7	24.856	87.8	19.003	93.2	1:33.220
2-	52.289	86.1	26.262	87.2	19.781	93.9	1:38.332	6-	49.175	87.5	25.298	88.2	19.004	93.3	1:33.477
3-	55.313	81.0	28.024	85.8	20.121	86.8	1:43.458	7-	49.031	89.6	25.166	86.8	18.938	93.6	1:33.135
4-	8:15.973	88.5	25.319	87.2	19.163	93.1	9:00.455	8-	49.264	87.4	25.362	86.9	19.388	90.9	1:34.014
6	Nick BEAUMONT					VOLKSWAGEN RACING UK									
1-	Out	83.0	28.041	87.8	20.154	93.9	1:46.725	8-	48.892	88.4	25.096	90.2	18.810	98.1	1:32.798
2-	52.127	85.4	25.704	89.5	19.288	96.6	1:37.119	9-	50.354	88.5	25.610	90.3	19.440	97.1	1:35.404
3-	50.253	89.4	25.338	90.2	19.018	97.7	1:34.609	10-	49.296	88.5	25.100	88.8	19.275	96.4	1:33.671
4-	49.472	87.4	26.019	90.8	18.969	96.8	1:34.460	11-	49.347	87.5	25.166	89.6	19.018	96.6	1:33.531
5-	7:18.757	85.5	25.988	90.7	20.041	96.7	8:04.786	12-	49.218	88.5	24.981	90.4	18.838	96.3	1:33.037
6-	50.731	87.4	25.582	91.3	19.229	96.8	1:35.542	13-	49.200	87.2	25.065	90.6	18.861	96.6	1:33.126
7-	49.365	88.3	25.123	91.1	18.867	97.0	1:33.355								
7	Tim SNAYLAM					ALLIED NIPPON									
1-	Out	78.4	28.682	75.1	22.470	92.1	1:50.152	7-	49.298	88.8	25.256	87.3	19.305	94.8	1:33.859
2-	52.874	86.3	26.450	85.7	20.966	93.2	1:40.290	8-	49.376	90.2	25.227	87.8	19.423	93.2	1:34.026
3-	50.296	90.0	25.236	87.7	19.512	95.3	1:35.044	9-	49.489	89.8	25.343	87.6	19.183	94.5	1:34.015
4-	9:22.813	55.8	29.155	77.0	20.239	94.5	10:12.207	10-	48.890	90.3	25.429	84.2	19.343	94.8	1:33.662
5-	49.514	89.8	25.087	88.9	19.211	94.8	1:33.812	11-	49.600	90.1	25.160	88.4	19.464	94.2	1:34.224
6-	49.148	90.6	24.831	87.6	19.222	94.0	1:33.201								
8	Aaron MASON					COMLINE / AWM									
1-	Out	82.6	26.893	87.6	20.085	94.6	1:41.524	7-	48.932	91.4	25.056	89.4	18.974	95.6	1:32.962
2-	50.823	89.1	25.479	87.8	20.924	94.5	1:37.226	8-	49.154	90.6	25.340	88.3	19.194	95.1	1:33.688
3-	50.764	90.7	25.023	89.2	19.273	96.1	1:35.060	9-	48.549	91.6	24.693	90.2	18.862	95.7	1:32.104
4-	49.074	90.4	24.916	89.8	18.970	96.3	1:32.960	10-	48.488	90.8	24.627	89.5	18.912	95.2	1:32.027
5-	8:02.187	56.5	30.582	76.4	19.344	95.1	8:52.113	11-	48.456	90.9	24.750	89.8	18.763	95.5	1:31.969
6-	49.127	90.4	24.962	89.1	19.118	94.6	1:33.207	12-	48.567	90.3	24.670	89.8	18.823	95.6	1:32.060
9	Paul WYHINNY					VOLKSWAGEN RACING UK									
1-	Out	70.5	31.039	83.2	21.232	93.2	1:54.298	7-	50.127	88.4	25.476	87.8	19.185	93.6	1:34.788
2-	53.715	86.6	26.252	86.0	19.505	95.1	1:39.472	8-	49.840	87.5	25.269	87.6	19.257	94.0	1:34.366
3-	49.578	89.8	25.635	86.9	19.526	94.6	1:34.739	9-	50.087	86.6	25.561	87.4	19.214	94.0	1:34.862
4-	8:48.627	85.1	27.739	75.9	19.971	94.2	9:36.337	10-	49.643	87.4	25.558	87.5	19.289	93.6	1:34.490
5-	49.885	89.4	25.486	87.3	19.255	95.1	1:34.626	11-	49.849	87.2	25.366	87.8	19.331	92.9	1:34.546
6-	49.425	88.0	25.532	87.4	19.194	94.2	1:34.151	12-	50.056	87.7	26.857	61.3	ln		1:38.510 P
10	Mark HOWARD					KPM RACING									
1-	Out	78.0	29.014	73.7	22.580	90.1	1:51.629	7-	49.792	88.5	25.289	89.2	19.727	94.1	1:34.808
2-	55.269	85.1	27.495	86.5	19.858	94.5	1:42.622	8-	50.275	88.7	25.234	88.4	19.500	94.8	1:35.009
3-	55.487	89.4	25.342	89.4	19.515	94.4	1:40.344	9-	49.866	87.3	25.245	88.2	19.504	94.0	1:34.615
4-	8:45.461	88.0	28.346	64.7	20.764	95.3	9:34.571	10-	50.052	86.8	25.250	88.9	19.461	94.2	1:34.763
5-	49.725	88.3	26.013	88.9	27.773	94.0	1:43.511	11-	50.140	88.2	25.196	89.1	19.501	92.8	1:34.837
6-	49.924	88.0	25.208	88.7	19.357	94.8	1:34.489								
11	Steve DORRELL					VET XRAYS									
1-	Out	70.5	29.210	75.4	22.687	90.6	1:56.026	7-	52.652	83.4	27.409	83.0	20.292	92.6	1:40.353
2-	56.132	75.4	29.361	78.9	21.094	92.2	1:46.587	8-	53.900	79.0	26.915	86.9	20.460	92.2	1:41.275
3-	56.745	79.0	28.983	74.7	21.206	91.8	1:46.934	9-	54.774	77.9	27.763	84.3	20.493	92.7	1:43.030
4-	8:28.791	80.0	27.753	84.4	21.112	90.1	9:17.656	10-	53.204	80.2	26.499	86.8	20.243	91.3	1:39.946
5-	54.380	79.2	27.597	85.8	20.506	91.8	1:42.483	11-	52.163	83.5	26.347	85.9	20.496	85.8	1:39.006
6-	53.058	81.7	26.953	86.0	20.469	92.3	1:40.480								
13	Joe FULBROOK					WARRANTY DIRECT RACING									
1-	Out	81.0	29.938	52.9	23.184	90.6	1:49.485	7-	48.727	88.4	25.153	90.9	19.526	94.8	1:33.406
2-	54.488	85.5	28.995	48.2	21.324	95.6	1:44.807	8-	49.272	88.8	25.257	87.8	19.136	96.7	1:33.665
3-	49.041	90.8	24.960	90.8	18.796	96.6	1:32.797	9-	48.962	88.2	24.640	90.6	18.744	97.3	1:32.346
4-	8:46.250	80.1	27.392	82.7	19.555	94.8	9:33.197	10-	48.721	90.7	24.916	87.7	18.729	97.7	1:32.366
5-	49.024	90.3	25.032	90.8	19.024	96.4	1:33.080	11-	56.259	67.6	28.488	73.5	20.614	70.5	1:45.361
6-	48.704	90.1	24.839	91.1	18.873	96.8	1:32.416								

Weather / Track : Cloudy / Dry

Rockingham Int. Sportscar
 Circuit Length = 1.9400 miles
 Start: 12:55 End: 13:22

Volkswagen Racing Cup with FUCHS Lubricants
QUALIFYING - RACE 5 - ROUND 9 - SECTOR ANALYSIS

21	Richard WALKER					KPM RACING										
1-	Out	79.7	28.855	60.4	21.910	92.6	1:49.736	7-	1:01.977	59.0	32.992	59.0	21.467	90.6	1:56.436	
2-		53.923	83.7	26.342	76.4	20.618	94.2	1:40.883	8-	51.857	75.1	27.729	81.9	20.179	93.9	1:39.765
3-		49.736	88.4	25.366	87.3	19.673	94.5	1:34.775	9-	49.464	87.8	25.086	88.3	19.081	94.1	1:33.631
4-		8:39.816	86.3	25.941	87.7	19.845	94.6	9:25.602	10-	57.430	58.0	31.572	79.2	20.277	94.4	1:49.279
5-		49.024	88.0	24.982	89.0	19.020	95.1	1:33.026	11-	49.310	87.0	24.853	88.9	19.088	94.2	1:33.251
6-		49.031	88.3	24.925	89.1	19.057	95.1	1:33.013								
24	Philip MORRIS					KPM RACING										
1-	Out	82.1	28.378	77.4	21.929	91.7	1:48.950	5-	50.453	86.8	25.719	87.3	19.616	93.9	1:35.788	
2-		54.963	85.4	26.028	87.6	20.048	94.0	1:41.039	6-	50.692	85.8	25.658	87.5	19.478	93.3	1:35.828
3-		15:02.814	76.3	27.951	83.4	20.601	92.4	15:51.366	7-	51.031	86.7	25.825	87.7	19.490	92.8	1:36.346
4-		52.929	84.4	27.127	69.5	20.423	93.9	1:40.479								
31	Thomas WILSON															
1-	Out	82.2	28.959	86.4	20.515	94.6	1:46.465	7-	55.092	61.6	28.880	83.7	19.171	96.1	1:43.143	
2-		52.091	87.2	25.631	88.8	19.594	95.9	1:37.316	8-	49.300	89.2	24.955	90.7	19.066	96.6	1:33.321
3-		49.628	90.1	25.388	89.6	19.071	96.0	1:34.087	9-	52.829	87.4	25.289	90.2	19.008	95.9	1:37.126
4-		49.743	89.6	25.097	89.7	19.208	96.3	1:34.048	10-	48.828	90.2	24.990	90.2	18.855	96.3	1:32.673
5-		7:28.320	88.7	25.130	90.2	19.335	96.1	8:12.785	11-	49.771	88.9	25.039	90.2	19.031	96.3	1:33.841
6-		49.776	87.8	24.966	91.1	19.007	96.7	1:33.749	12-	52.577	75.7	26.716	58.3	21.577	85.5	1:40.870
32	Kieran GRIFFIN					ADDISON LEE / SLIDESPORTS										
1-	Out	77.3	28.607	74.6	21.645	94.1	1:48.558	3-	50.935	87.8	25.265	88.9	18.976	94.5	1:35.176	
2-		58.167	76.3	28.617	79.1	19.598	95.6	1:46.382	4-	8:20.545	89.4	25.595	89.5	19.166	95.7	9:05.306
33	Simon ELLIOTT					VOLKSWAGEN RACING UK										
1-		52.599	85.4	26.475	86.9	19.893	94.4	1:38.967	7-	51.432	80.7	26.115	87.3	19.660	93.7	1:37.207
2-		51.212	86.1	25.829	87.7	20.017	89.4	1:37.058	8-	50.264	86.9	25.399	87.5	19.569	94.4	1:35.232
3-		50.514	87.4	25.833	87.3	19.576	94.0	1:35.923	9-	50.217	83.7	25.501	87.2	19.277	94.1	1:34.995
4-		7:23.701	85.2	26.108	87.6	19.667	93.9	8:09.476	10-	49.830	87.3	25.486	87.4	19.580	94.6	1:34.896
5-		50.901	86.9	26.045	86.7	19.915	94.0	1:36.861	11-	51.515	86.9	25.375	87.8	19.214	93.9	1:36.104
6-		51.905	85.9	25.706	87.0	19.604	93.9	1:37.215	12-	49.927	87.2	25.388	87.4	19.419	93.3	1:34.734
38	Steve WOOD					COMPLETE UTILITIES										
1-	Out	73.7	32.383	65.5	20.993	95.2	1:51.930	7-	50.127	87.3	25.589	90.0	19.308	96.4	1:35.024	
2-		53.035	87.2	26.955	74.0	20.318	96.1	1:40.308	8-	49.823	86.9	25.153	90.6	19.464	97.0	1:34.440
3-		50.658	87.3	27.733	76.8	20.136	96.6	1:38.527	9-	50.548	86.4	25.301	90.8	19.177	97.4	1:35.026
4-		8:49.591	84.3	25.630	90.6	19.412	96.8	9:34.633	10-	50.228	89.0	25.111	91.4	19.501	97.3	1:34.840
5-		50.362	85.7	25.543	90.7	19.266	96.0	1:35.171	11-	50.153	87.6	25.116	90.4	19.210	95.7	1:34.479
6-		50.201	85.1	25.384	90.6	19.332	96.3	1:34.917	12-	50.167	87.5	24.985	90.9	19.310	96.8	1:34.462
44	Robin RILEY															
1-	Out	71.6	28.939	80.3	22.492	91.9	1:55.862	7-	52.852	81.5	27.017	87.7	19.882	94.6	1:39.751	
2-		55.600	78.8	29.683	74.6	21.884	91.5	1:47.167	8-	52.719	78.9	26.693	88.3	19.981	93.9	1:39.393
3-		56.663	78.5	28.415	86.8	20.462	92.2	1:45.540	9-	52.498	82.5	27.117	86.8	20.003	93.3	1:39.618
4-		8:34.208	77.7	28.585	86.0	21.109	92.2	9:23.902	10-	51.808	84.7	26.383	88.0	19.858	92.8	1:38.049
5-		53.576	81.6	27.809	87.2	20.450	92.7	1:41.835	11-	52.407	83.5	26.579	87.8	20.239	93.1	1:39.225
6-		52.672	82.5	27.020	87.5	20.090	93.1	1:39.782								
48	Richard MORGAN															
1-	Out	83.5	28.099	77.1	20.738	94.1	1:46.907	8-	49.450	86.7	25.420	88.8	19.317	93.7	1:34.187	
2-		53.205	85.4	26.176	82.7	19.899	94.6	1:39.280	9-	49.775	88.1	25.078	88.4	19.239	94.1	1:34.092
3-		49.659	89.4	25.401	88.4	19.331	94.9	1:34.391	10-	49.510	88.4	24.929	88.2	19.451	94.8	1:33.890
4-		49.765	85.8	25.784	88.8	19.268	94.6	1:34.817	11-	49.301	88.5	25.134	88.2	19.301	94.5	1:33.736
5-		7:20.445	85.9	25.688	88.7	19.304	95.6	8:05.437	12-	49.365	88.5	25.077	88.5	19.295	93.9	1:33.737
6-		49.983	89.0	25.370	89.1	19.287	95.2	1:34.640	13-	49.164	88.8	25.090	88.9	19.247	94.2	1:33.501
7-		49.316	87.6	25.194	89.4	19.117	94.2	1:33.627								
51	Simon ANDREWS															
1-	Out	80.1	34.956	49.2	In		1:57.040 P	6-	50.129	87.6	25.775	88.7	19.448	94.5	1:35.352	

Weather / Track : Cloudy / Dry

Rockingham Int. Sportscar
 Circuit Length = 1.9400 miles
 Start: 12:55 End: 13:22

Volkswagen Racing Cup with FUCHS Lubricants

QUALIFYING - RACE 5 - ROUND 9 - SECTOR ANALYSIS

2-	Out	84.2	26.674	86.4	In	3:18.556	P	7-	50.001	87.2	25.193	88.9	19.863	94.2	1:35.057
3-	Out	81.0	27.285	83.9	20.267	94.0	9:24.520	8-	50.252	86.8	25.904	88.2	19.682	93.7	1:35.838
4-	51.441	87.5	25.610	89.0	19.776	94.1	1:36.827	9-	50.572	86.7	25.464	89.0	19.507	93.6	1:35.543
5-	50.831	87.6	26.135	87.7	21.153	93.9	1:38.119	10-	50.025	88.0	25.467	88.9	19.865	93.3	1:35.357
53	Steve CHAPLIN				COMPLETE UTILITIES										
1-	Out	83.6	25.948	89.4	19.376	96.6	1:40.257	7-	48.272	90.2	24.738	90.2	18.922	97.4	1:31.932
2-	49.847	87.2	25.012	89.4	18.857	96.7	1:33.716	8-	49.368	89.1	24.958	90.0	In		1:30.149
3-	48.561	92.4	24.525	89.2	18.785	96.6	1:31.871	9-	Out	87.3	25.135	90.2	18.768	96.7	2:28.054
4-	48.386	91.4	24.654	89.7	18.707	96.4	1:31.747	10-	48.528	90.6	24.588	90.2	18.738	96.8	1:31.854
5-	7:40.296	88.8	25.488	89.5	18.774	98.0	8:24.558	11-	48.485	90.6	24.805	90.0	18.879	96.7	1:32.169
6-	49.846	89.1	24.943	90.1	18.777	97.4	1:33.566	12-	48.189	90.4	24.501	90.4	18.803	97.1	1:31.493
69	James WALKER				KPM RACING										
1-	Out	80.8	26.751	86.9	20.004	92.7	1:43.528	7-	49.839	84.8	25.483	86.7	In		1:30.712
2-	50.352	87.7	25.210	86.5	19.329	93.6	1:34.891	8-	Out	88.8	24.781	87.3	19.084	92.9	2:57.586
3-	49.694	88.4	33.740	62.0	19.768	93.1	1:43.202	9-	49.377	88.8	24.657	86.7	19.023	93.2	1:33.057
4-	49.092	88.8	24.752	86.9	18.983	94.2	1:32.827	10-	49.298	89.0	24.799	87.5	19.078	92.9	1:33.175
5-	7:13.290	88.8	25.117	87.0	19.139	92.7	7:57.546	11-	49.074	88.5	24.771	87.5	19.170	92.8	1:33.015
6-	49.160	88.3	24.830	87.4	18.933	94.0	1:32.923	12-	49.231	88.8	24.650	87.4	19.525	91.9	1:33.406
99	Mark CLYNES				SLIDESPORTS										
1-	Out	81.6	28.726	69.9	22.735	88.4	1:50.101	7-	52.722	84.6	25.575	87.3	19.427	91.3	1:37.724
2-	53.812	84.6	25.972	87.4	19.861	89.4	1:39.645	8-	51.428	85.1	25.706	87.7	19.375	94.1	1:36.509
3-	52.137	85.8	25.754	87.6	19.508	92.4	1:37.399	9-	53.037	85.2	25.844	87.0	In		1:36.177
4-	8:28.042	84.2	25.751	88.3	19.499	93.5	9:13.292	10-	Out	85.1	25.834	87.5	19.522	90.9	2:46.720
5-	50.847	86.4	25.963	87.4	19.588	92.7	1:36.398	11-	51.468	85.7	25.659	87.0	19.682	91.5	1:36.809
6-	51.111	83.9	26.173	87.2	19.811	84.6	1:37.095								

Weather / Track : Cloudy / Dry

Rockingham Int. Sportscar
Circuit Length = 1.9400 miles
Start: 12:55 End: 13:22

Volkswagen Racing Cup with FUCHS Lubricants
QUALIFYING - RACE 5 - ROUND 9 - BEST SECTOR TIMES

SECTOR 1				SECTOR 2				SECTOR 3				IDEAL / BEST COMPARISON			
POS	NO	NAME	TIME	NO	NAME	TIME	NO	NAME	TIME	POS	NO	NAME	IDEAL	BEST	DIFF
1	53	CHAPLIN	48.189	53	CHAPLIN	24.501	53	CHAPLIN	18.707	1	53	CHAPLIN	1:31.397	1:31.493	0.096
2	8	MASON	48.456	8	MASON	24.627	13	FULBROOK	18.729	2	8	MASON	1:31.846	1:31.969	0.123
3	13	FULBROOK	48.704	13	FULBROOK	24.640	8	MASON	18.763	3	13	FULBROOK	1:32.073	1:32.346	0.273
4	31	WILSON	48.828	69	WALKER	24.650	6	BEAUMONT	18.810	4	31	WILSON	1:32.638	1:32.673	0.035
5	7	SNAYLAM	48.890	7	SNAYLAM	24.831	31	WILSON	18.855	5	69	WALKER	1:32.657	1:32.827	0.170
6	6	BEAUMONT	48.892	21	WALKER	24.853	69	WALKER	18.933	6	6	BEAUMONT	1:32.683	1:32.798	0.115
7	32	GRIFFIN	48.926	4	WENHAM	24.856	4	WENHAM	18.938	7	4	WENHAM	1:32.825	1:33.135	0.310
8	21	WALKER	49.024	48	MORGAN	24.929	32	GRIFFIN	18.976	8	21	WALKER	1:32.897	1:33.013	0.116
9	4	WENHAM	49.031	31	WILSON	24.955	21	WALKER	19.020	9	7	SNAYLAM	1:32.904	1:33.201	0.297
10	69	WALKER	49.074	6	BEAUMONT	24.981	48	MORGAN	19.117	10	32	GRIFFIN	1:33.167	1:35.176	2.009
11	48	MORGAN	49.164	38	WOOD	24.985	38	WOOD	19.177	11	48	MORGAN	1:33.210	1:33.501	0.291
12	9	WYHINNY	49.425	51	ANDREWS	25.193	7	SNAYLAM	19.183	12	9	WYHINNY	1:33.879	1:34.151	0.272
13	10	HOWARD	49.725	10	HOWARD	25.196	9	WYHINNY	19.185	13	38	WOOD	1:33.985	1:34.440	0.455
14	38	WOOD	49.823	32	GRIFFIN	25.265	33	ELLIOTT	19.214	14	10	HOWARD	1:34.278	1:34.489	0.211
15	33	ELLIOTT	49.830	9	WYHINNY	25.269	10	HOWARD	19.357	15	33	ELLIOTT	1:34.419	1:34.734	0.315
16	51	ANDREWS	50.001	33	ELLIOTT	25.375	99	CLYNES	19.375	16	51	ANDREWS	1:34.642	1:35.057	0.415
17	24	MORRIS	50.453	99	CLYNES	25.575	51	ANDREWS	19.448	17	24	MORRIS	1:35.589	1:35.788	0.199
18	99	CLYNES	50.847	24	MORRIS	25.658	24	MORRIS	19.478	18	99	CLYNES	1:35.797	1:36.398	0.601
19	44	RILEY	51.808	11	DORRELL	26.347	44	RILEY	19.858	19	44	RILEY	1:38.049	1:38.049	0.000
20	11	DORRELL	52.163	44	RILEY	26.383	11	DORRELL	20.243	20	11	DORRELL	1:38.753	1:39.006	0.253
													Perfect Lap		1:31.397

Weather / Track : Cloudy / Dry

Rockingham Int. Sportscar
 Circuit Length = 1.9400 miles
 Start: 12:55 End: 13:22

Volkswagen Racing Cup with FUCHS Lubricants
QUALIFYING - RACE 5 - ROUND 9 - SPEED TRAPS


SECTOR 1				SECTOR 2			FINISH LINE			
POS	NO	NAME	MPH	NO	NAME	MPH	NO	NAME	MPH	
1	53	Steve CHAPLIN	92.4	38	Steve WOOD	91.4	6	Nick BEAUMONT	98.1	
2	8	Aaron MASON	91.6	6	Nick BEAUMONT	91.3	53	Steve CHAPLIN	98.0	
3	13	Joe FULBROOK	90.8	13	Joe FULBROOK	91.1	13	Joe FULBROOK	97.7	
4	7	Tim SNAYLAM	90.6	31	Thomas WILSON	91.1	38	Steve WOOD	97.4	
5	32	Kieran GRIFFIN	90.3	53	Steve CHAPLIN	90.4	31	Thomas WILSON	96.7	
6	31	Thomas WILSON	90.2	8	Aaron MASON	90.2	8	Aaron MASON	96.3	
7	9	Paul WYHINNY	89.8	32	Kieran GRIFFIN	89.5	32	Kieran GRIFFIN	95.7	
8	4	Zoe WENHAM	89.6	10	Mark HOWARD	89.4	48	Richard MORGAN	95.6	
9	6	Nick BEAUMONT	89.4	48	Richard MORGAN	89.4	7	Tim SNAYLAM	95.3	
10	10	Mark HOWARD	89.4	21	Richard WALKER	89.1	10	Mark HOWARD	95.3	
11	48	Richard MORGAN	89.4	51	Simon ANDREWS	89.0	9	Paul WYHINNY	95.1	
12	38	Steve WOOD	89.0	7	Tim SNAYLAM	88.9	21	Richard WALKER	95.1	
13	69	James WALKER	89.0	44	Robin RILEY	88.3	33	Simon ELLIOTT	94.6	
14	21	Richard WALKER	88.4	99	Mark CLYNES	88.3	44	Robin RILEY	94.6	
15	51	Simon ANDREWS	88.0	4	Zoe WENHAM	88.2	51	Simon ANDREWS	94.5	
16	24	Philip MORRIS	87.4	9	Paul WYHINNY	87.8	69	James WALKER	94.2	
17	33	Simon ELLIOTT	87.4	33	Simon ELLIOTT	87.8	99	Mark CLYNES	94.1	
18	99	Mark CLYNES	86.4	24	Philip MORRIS	87.7	24	Philip MORRIS	94.0	
19	44	Robin RILEY	84.7	69	James WALKER	87.5	4	Zoe WENHAM	93.9	
20	11	Steve DORRELL	83.5	11	Steve DORRELL	86.9	11	Steve DORRELL	92.7	

Weather / Track : Cloudy / Dry

Rockingham Int. Sportscar
 Circuit Length = 1.9400 miles
 Start: 12:55 End: 13:22

Volkswagen Racing Cup with FUCHS Lubricants

RACE 5 - ROUND 9 - GRID - AMENDED

ROW 10	32 Kieran GRIFFIN 10 Second Delay	7 Tim SNAYLAM 10 Second Delay
ROW 9	11 Steve DORRELL 1:39.006	44 Robin RILEY 1:38.049
ROW 8	99 Mark CLYNES 1:36.398	24 Philip MORRIS 1:35.788
ROW 7	51 Simon ANDREWS 1:35.057	33 Simon ELLIOTT 1:34.734
ROW 6	10 Mark HOWARD 1:34.489	38 Steve WOOD 1:34.440
ROW 5	9 Paul WYHINNY 1:34.151	48 Richard MORGAN 1:33.501
ROW 4	4 Zoe WENHAM 1:33.135	21 Richard WALKER 1:33.013
ROW 3	69 James WALKER 1:32.827	6 Nick BEAUMONT 1:32.798
ROW 2	31 Thomas WILSON 1:32.673	13 Joe FULBROOK 1:32.346
ROW 1	8 Aaron MASON 1:31.969	53 Steve CHAPLIN 1:31.493
Pole		
		

Rockingham Int. Sportscar
Circuit Length = 1.9400 miles

These results are provisional until the conclusion of any judicial and technical matters.

Clerk of Course :		Timekeeper :
-------------------	--	--------------

Volkswagen Racing Cup with FUCHS Lubricants

RACE 5 - ROUND 9 - CLASSIFICATION

POS	NO	CL	NAME	ENTRY	LAPS	TIME	GAP	DIFF	MPH	BEST	ON
1	69		James WALKER	Golf Mk5 Gti	12	21:03.767			66.31	1:43.380	7
2	21		Richard WALKER	Golf Mk5 Gti	12	21:10.311	6.544	6.544	65.97	1:44.139	9
3	8		Aaron MASON	Golf Mk5 Gti	12	21:14.973	11.206	4.662	65.73	1:43.885	8
4	53		Steve CHAPLIN	Beetle 3.2 Rsi	12	21:28.008	24.241	13.035	65.06	1:44.802	11
5	13		Joe FULBROOK	Bora 1.8T	12	21:29.356	25.589	1.348	64.99	1:45.199	11
6	6		Nick BEAUMONT	Golf Mk6 Gti	12	21:43.522	39.755	14.166	64.29	1:46.468	10
7	32		Kieran GRIFFIN	Scirocco 2.0 R	12	21:46.118	42.351	2.596	64.16	1:45.008	8
8	9		Paul WYHINNY	Seat 2.0 Cupra R	12	21:49.403	45.636	3.285	64.00	1:45.917	10
9	24		Philip MORRIS	Golf Mk5 Gti	12	22:02.269	58.502	12.866	63.38	1:47.420	8
10	38		Steve WOOD	Golf Mk5 Gti	12	22:09.789	1:06.022	7.520	63.02	1:46.207	11
11	31		Thomas WILSON	Golf Mk5 Gti	12	22:11.603	1:07.836	1.814	62.93	1:46.816	11
12	4		Zoe WENHAM	Golf Mk5 Gti	12	22:13.091	1:09.324	1.488	62.86	1:47.365	11
13	7		Tim SNAYLAM	Golf Mk5 Gti	12	22:25.720	1:21.953	12.629	62.27	1:47.577	9
14	51		Simon ANDREWS	Golf Mk5 Gti	12	22:32.762	1:28.995	7.042	61.95	1:50.032	11
15	48		Richard MORGAN	Golf Mk5 Gti	12	22:42.758	1:38.991	9.996	61.49	1:48.782	9
16	99		Mark CLYNES	Golf Mk5 Gti	11	21:05.308	1 lap	1 lap	60.71	1:51.697	8
17	44		Robin RILEY	Beetle 3.2 Rsi	11	21:33.500	1 lap	28.192	59.39	1:52.417	5
18	11		Steve DORRELL	Beetle 3.2 Rsi	11	21:36.520	1 lap	3.020	59.25	1:52.077	3

NOT CLASSIFIED

DNF	10		Mark HOWARD	Golf Mk5 Gti	10	19:11.147	2 laps	1 lap	60.66	1:49.153	5
DNF	33		Simon ELLIOTT	Caddy Van Racer	1	2:12.821	11 laps	9 laps	52.58		

FASTEST LAP

69	James WALKER	Golf Mk5 Gti	7	1:43.380	67.55 mph	108.72 kph
----	--------------	--------------	---	----------	-----------	------------

Weather / Track : Cloudy / Wet

These results are provisional until the conclusion of any judicial and technical matters.

Rockingham Int. Sportscar
Circuit Length = 1.9400 miles
Start: 11:43 End: 12:05

Clerk of Course :		Timekeeper :	
-------------------	--	--------------	--

Volkswagen Racing Cup with FUCHS Lubricants

RACE 5 - ROUND 9 - LAP CHART

Lap 1			Lap 2			Lap 3			Lap 4			Lap 5		
No	Behind	Laptime	No	Behind	Laptime	No	Behind	Laptime	No	Behind	Laptime	No	Behind	Laptime
69		1:52.913	69		1:45.899	69		1:44.608	69		1:44.703	69		1:44.248
53	2.801	1:55.714	13	5.341	1:48.245	21	6.437	1:45.132	21	6.393	1:44.659	21	6.506	1:44.361
13	2.995	1:55.908	21	5.913	1:47.891	13	8.396	1:47.663	13	11.487	1:47.794	8	12.075	1:44.641
10	3.462	1:56.375	53	7.189	1:50.287	53	9.856	1:47.275	8	11.682	1:46.154	13	14.302	1:47.063
21	3.921	1:56.834	8	7.941	1:49.695	8	10.231	1:46.898	53	13.153	1:48.000	53	14.873	1:45.968
8	4.145	1:57.058	10	8.482	1:50.919	10	13.244	1:49.370	6	17.107	1:48.303	6	20.714	1:47.855
6	4.818	1:57.731	6	8.793	1:49.874	6	13.507	1:49.322	10	19.003	1:50.462	10	23.908	1:49.153
38	6.297	1:59.210	38	11.095	1:50.697	38	15.535	1:49.048	38	19.650	1:48.818	38	24.263	1:48.861
24	10.215	2:03.128	24	15.774	1:51.458	24	21.731	1:50.565	24	26.233	1:49.205	9	29.993	1:47.321
4	10.926	2:03.839	9	16.910	1:50.885	9	22.469	1:50.167	9	26.920	1:49.154	24	31.192	1:49.207
7	11.697	2:04.610	4	16.950	1:51.923	4	24.023	1:51.681	7	28.549	1:49.153	32	32.821	1:47.275
9	11.924	2:04.837	7	17.921	1:52.123	7	24.099	1:50.786	32	29.794	1:49.623	31	36.039	1:49.523
11	12.985	2:05.898	31	18.807	1:49.890	31	24.505	1:50.306	31	30.764	1:50.962	4	38.814	1:51.067
48	14.551	2:07.464	32	19.248	1:50.163	32	24.874	1:50.234	4	31.995	1:52.675	51	45.500	1:51.935
31	14.816	2:07.729	11	20.743	1:53.657	11	28.212	1:52.077	11	35.651	1:52.142	7	50.798	2:06.497
32	14.984	2:07.897	51	24.412	1:54.701	51	31.514	1:51.710	51	37.813	1:51.002	99	54.512	1:54.294
51	15.610	2:08.523	99	26.059	1:55.813	99	36.153	1:54.702	99	44.466	1:53.016	11	55.010	2:03.607
99	16.145	2:09.058	44	29.967	1:56.813	48	43.931	1:53.288	48	51.362	1:52.134	48	58.537	1:51.423
44	19.053	2:11.966	48	35.251	2:06.599	44	44.495	1:59.136	44	55.043	1:55.251	44	1:03.212	1:52.417
33	19.908	2:12.821 P												

Weather / Track : Cloudy / Wet

Rockingham Int. Sportscar
Circuit Length = 1.9400 miles
Start: 11:43 End: 12:05

Volkswagen Racing Cup with FUCHS Lubricants

RACE 5 - ROUND 9 - LAP CHART

Lap 6			Lap 7			Lap 8			Lap 9			Lap 10		
No	Behind	Laptime	No	Behind	Laptime	No	Behind	Laptime	No	Behind	Laptime	No	Behind	Laptime
69		1:44.423	69		1:43.380	69		1:44.314	69		1:44.062	69		1:44.261
21	6.413	1:44.330	21	7.300	1:44.267	21	7.136	1:44.150	21	7.213	1:44.139	44	1 LAP	1:54.112
8	11.679	1:44.027	8	12.516	1:44.217	8	12.087	1:43.885	8	12.154	1:44.129	21	7.890	1:44.938
13	16.333	1:46.454	13	19.400	1:46.447	13	20.631	1:45.545	13	22.191	1:45.622	8	12.348	1:44.455
53	16.917	1:46.467	53	20.126	1:46.589	53	21.393	1:45.581	53	22.626	1:45.295	11	1 LAP	2:14.321
6	24.363	1:48.072	6	28.975	1:47.992	6	32.221	1:47.560	6	35.152	1:46.993	53	24.219	1:45.854
9	32.747	1:47.177	9	36.412	1:47.045	9	38.349	1:46.251	32	39.638	1:45.111	13	24.660	1:46.730
24	35.114	1:48.345	32	37.895	1:46.062	32	38.589	1:45.008	9	41.462	1:47.175	6	37.359	1:46.468
32	35.213	1:46.815	24	39.910	1:48.176	24	43.016	1:47.420	24	46.884	1:47.930	32	40.506	1:45.129
10	42.572	2:03.087	4	50.758	1:49.092	4	55.324	1:48.880	31	59.883	1:48.173	9	43.118	1:45.917
4	45.046	1:50.655	31	52.337	1:48.501	31	55.772	1:47.749	38	1:00.309	1:46.714	24	50.705	1:48.082
31	47.216	1:55.600	10	52.946	1:53.754	38	57.657	1:48.322	4	1:01.234	1:49.972	31	1:02.719	1:47.097
38	49.149	2:09.309	38	53.649	1:47.880	10	59.884	1:51.252 P	7	1:09.943	1:47.577	38	1:03.492	1:47.444
51	51.993	1:50.916	51	59.740	1:51.127	51	1:06.045	1:50.619	51	1:12.516	1:50.533	4	1:04.798	1:47.825
7	56.641	1:50.266	7	1:02.157	1:48.896	7	1:06.428	1:48.585	48	1:20.742	1:48.782	7	1:13.660	1:47.978
99	1:03.916	1:53.827	48	1:10.853	1:50.070	48	1:16.022	1:49.483	99	1:29.306	1:52.261	51	1:18.292	1:50.037
48	1:04.163	1:50.049	99	1:13.724	1:53.188	99	1:21.107	1:51.697	10	1:32.624	2:16.802	48	1:30.709	1:54.228
11	1:05.265	1:54.678	11	1:14.321	1:52.436	11	1:30.613	2:00.606				10	1:38.336	1:49.973
44	1:19.004	2:00.215	44	1:29.828	1:54.204	44	1:39.855	1:54.341				99	1:38.875	1:53.830

Weather / Track : Cloudy / Wet

Rockingham Int. Sportscar
 Circuit Length = 1.9400 miles
 Start: 11:43 End: 12:05

Volkswagen Racing Cup with FUCHS Lubricants
RACE 5 - ROUND 9 - LAP CHART

Lap 11			Lap 12		
No	Behind	Laptime	No	Behind	Laptime
69		1:44.069	69		1:46.887
21	8.476	1:44.655	99	1 LAP	1:53.622
8	12.664	1:44.385	21	6.544	1:44.955
44	1 LAP	1:56.222	8	11.206	1:45.429
53	24.952	1:44.802	53	24.241	1:46.176
13	25.790	1:45.199	13	25.589	1:46.686
11	1 LAP	1:54.943	44	1 LAP	1:58.823
6	39.769	1:46.479	11	1 LAP	1:52.155
32	42.136	1:45.699	6	39.755	1:46.873
9	45.232	1:46.183	32	42.351	1:47.102
24	54.515	1:47.879	9	45.636	1:47.291
31	1:05.466	1:46.816	24	58.502	1:50.874
38	1:05.630	1:46.207	38	1:06.022	1:47.279
4	1:08.094	1:47.365	31	1:07.836	1:49.257
7	1:18.219	1:48.628	4	1:09.324	1:48.117
51	1:24.255	1:50.032	7	1:21.953	1:50.621
48	1:36.145	1:49.505	51	1:28.995	1:51.627
			48	1:38.991	1:49.733

Weather / Track : Cloudy / Wet

Rockingham Int. Sportscar
 Circuit Length = 1.9400 miles
 Start: 11:43 End: 12:05

Volkswagen Racing Cup with FUCHS Lubricants

RACE 5 - ROUND 9 - SECTOR ANALYSIS

4	Zoe WENHAM					SLIDESPORTS									
1 -			82.8	22.784	91.5	2:03.839	7 -	57.901	71.9	29.359	85.5	21.832	91.1	1:49.092	
2 -	59.792	76.9	29.829	85.6	22.302	91.9	1:51.923	8 -	57.716	74.4	29.407	85.5	21.757	91.9	1:48.880
3 -	58.957	72.6	30.221	84.6	22.503	91.2	1:51.681	9 -	58.091	74.6	29.427	86.5	22.454	92.3	1:49.972
4 -	1:00.695	72.0	30.034	85.8	21.946	91.9	1:52.675	10 -	57.259	78.6	28.706	86.4	21.860	92.6	1:47.825
5 -	58.907	77.4	29.923	83.6	22.237	91.9	1:51.067	11 -	57.011	74.7	28.838	85.6	21.516	92.3	1:47.365
6 -	58.887	73.2	29.876	85.8	21.892	91.8	1:50.655	12 -	57.850	76.6	28.699	86.1	21.568	92.3	1:48.117
6	Nick BEAUMONT					VOLKSWAGEN RACING UK									
1 -		76.9	29.592	84.2	21.846	94.9	1:57.731	7 -	57.456	76.8	29.097	84.9	21.439	93.9	1:47.992
2 -	58.700	76.3	29.227	85.9	21.947	95.1	1:49.874	8 -	57.229	78.2	28.795	87.4	21.536	94.5	1:47.560
3 -	58.663	80.3	28.744	88.1	21.915	95.1	1:49.322	9 -	57.114	77.4	28.718	87.3	21.161	94.4	1:46.993
4 -	58.004	78.6	28.905	86.8	21.394	94.2	1:48.303	10 -	56.622	78.9	28.696	87.3	21.150	94.5	1:46.468
5 -	57.517	77.3	29.040	85.8	21.298	94.4	1:47.855	11 -	56.523	79.0	28.887	86.3	21.069	94.5	1:46.479
6 -	57.773	79.5	28.947	86.1	21.352	94.6	1:48.072	12 -	56.580	79.2	28.876	86.9	21.417	92.9	1:46.873
7	Tim SNAYLAM					ALLIED NIPPON									
1 -		58.3	30.470	83.9	22.558	90.9	2:04.610	7 -	58.144	80.4	28.911	84.8	21.841	93.2	1:48.896
2 -	1:00.150	77.9	29.835	84.4	22.138	92.6	1:52.123	8 -	57.351	80.0	29.086	84.9	22.148	92.3	1:48.585
3 -	59.279	78.6	29.279	84.9	22.228	90.9	1:50.786	9 -	57.012	78.4	28.912	86.3	21.653	93.2	1:47.577
4 -	58.156	77.9	29.358	84.3	21.639	93.3	1:49.153	10 -	57.367	80.5	28.917	85.8	21.694	93.3	1:47.978
5 -	1:15.477	79.4	29.373	85.6	21.647	92.2	2:06.497	11 -	57.318	79.1	29.207	85.5	22.103	90.7	1:48.628
6 -	59.108	80.3	29.329	84.1	21.829	92.6	1:50.266	12 -	57.929	75.1	30.395	83.4	22.297	90.9	1:50.621
8	Aaron MASON					COMLINE / AWM									
1 -		75.1	29.504	86.0	22.484	92.7	1:57.058	7 -	55.546	80.7	27.697	86.7	20.974	92.6	1:44.217
2 -	59.517	79.2	28.371	85.2	21.807	92.8	1:49.695	8 -	54.994	80.0	27.808	86.8	21.083	92.6	1:43.885
3 -	56.668	81.0	29.103	85.4	21.127	92.9	1:46.898	9 -	55.182	80.6	27.971	86.7	20.976	92.9	1:44.129
4 -	56.362	79.3	28.220	86.4	21.572	92.1	1:46.154	10 -	55.426	79.7	28.004	86.8	21.025	92.6	1:44.455
5 -	55.422	78.8	28.173	86.0	21.046	92.3	1:44.641	11 -	55.131	80.3	28.207	86.5	21.047	92.7	1:44.385
6 -	55.015	82.2	28.039	86.0	20.973	92.6	1:44.027	12 -	55.634	79.0	28.609	85.9	21.186	90.8	1:45.429
9	Paul WYHINNY					VOLKSWAGEN RACING UK									
1 -		62.5	29.967	83.6	21.992	93.7	2:04.837	7 -	56.871	80.3	28.701	85.2	21.473	92.2	1:47.045
2 -	59.209	77.0	29.726	85.5	21.950	91.4	1:50.885	8 -	56.170	79.8	28.542	84.9	21.539	91.9	1:46.251
3 -	59.042	77.7	29.319	84.1	21.806	92.3	1:50.167	9 -	56.945	80.8	28.793	85.5	21.437	92.2	1:47.175
4 -	58.219	75.4	29.376	84.7	21.559	92.4	1:49.154	10 -	55.704	80.0	28.871	85.2	21.342	92.3	1:45.917
5 -	56.831	77.3	28.979	84.6	21.511	92.2	1:47.321	11 -	56.140	79.7	28.670	85.1	21.373	92.2	1:46.183
6 -	56.795	77.6	28.953	85.1	21.429	91.8	1:47.177	12 -	56.446	79.4	29.348	84.7	21.497	91.5	1:47.291
10	Mark HOWARD					KPM RACING									
1 -		69.5	29.090	83.1	22.546	93.2	1:56.375	6 -	1:08.833	69.2	30.644	80.2	23.610	82.8	2:03.087
2 -	59.496	76.3	29.214	81.1	22.209	94.7	1:50.919	7 -	1:01.755	74.6	29.592	80.8	22.407	87.0	1:53.754
3 -	58.708	77.7	28.015	86.3	22.647	88.9	1:49.370	8 -	1:03.654	69.6	29.718	73.7	ln		1:51.252 P
4 -	59.514	77.3	28.957	85.3	21.991	92.4	1:50.462	9 -	Out	76.8	29.710	82.0	22.494	91.2	2:16.802
5 -	58.743	78.5	28.562	84.2	21.848	91.9	1:49.153	10 -	58.319	79.2	28.663	81.2	22.991	90.3	1:49.973
11	Steve DORRELL					VET XRAYS									
1 -		47.1	31.559	77.9	22.988	91.7	2:05.898	7 -	1:00.310	72.4	30.107	82.1	22.019	90.3	1:52.436
2 -	1:00.807	71.4	30.676	81.7	22.174	90.9	1:53.657	8 -	1:08.743	68.6	29.678	79.7	22.185	89.0	2:00.606
3 -	59.237	73.1	30.769	82.1	22.071	89.7	1:52.077	9 -	1:21.152	62.4	30.510	79.9	22.659	88.1	2:14.321
4 -	59.710	73.3	29.905	81.7	22.527	88.2	1:52.142	10 -	59.275	72.3	30.308	74.0	25.360	88.6	1:54.943
5 -	1:10.482	72.7	30.359	83.2	22.766	89.0	2:03.607	11 -	1:00.103	72.5	30.119	83.4	21.933	90.6	1:52.155
6 -	1:01.549	68.7	30.820	81.5	22.309	90.0	1:54.678								
13	Joe FULBROOK					WARRANTY DIRECT RACING									
1 -		77.0	29.471	87.0	22.529	96.3	1:55.908	7 -	56.145	79.5	28.901	88.2	21.401	95.3	1:46.447
2 -	57.434	79.0	29.036	89.6	21.775	96.0	1:48.245	8 -	55.602	80.8	28.710	87.2	21.233	96.0	1:45.545
3 -	57.148	79.5	28.711	88.1	21.804	95.3	1:47.663	9 -	55.728	79.0	28.498	87.3	21.396	95.9	1:45.622
4 -	56.987	79.7	28.883	87.4	21.924	94.5	1:47.794	10 -	57.003	80.6	28.404	88.9	21.323	96.4	1:46.730
5 -	56.359	77.6	29.072	87.2	21.632	95.1	1:47.063	11 -	55.537	78.5	28.397	89.1	21.265	97.4	1:45.199
6 -	56.339	78.7	28.606	88.0	21.509	95.9	1:46.454	12 -	56.594	79.7	28.484	86.6	21.608	93.5	1:46.686

Weather / Track : Cloudy / Wet

Rockingham Int. Sportscar
Circuit Length = 1.9400 miles
Start: 11:43 End: 12:05

Volkswagen Racing Cup with FUCHS Lubricants

RACE 5 - ROUND 9 - SECTOR ANALYSIS

21	Richard WALKER					KPM RACING									
1 -	74.2	29.367	84.1	22.665	93.7	1:56.834	7 -	55.290	81.0	27.726	86.9	21.251	91.9	1:44.267	
2 -	57.398	79.2	28.649	86.4	21.844	92.8	1:47.891	8 -	55.086	79.0	27.720	86.7	21.344	92.4	1:44.150
3 -	55.765	82.4	27.929	87.0	21.438	92.4	1:45.132	9 -	54.987	80.6	27.835	86.0	21.317	92.2	1:44.139
4 -	55.482	79.3	28.014	86.8	21.163	92.3	1:44.659	10 -	55.733	81.6	27.854	86.8	21.351	90.8	1:44.938
5 -	55.487	80.7	27.681	87.2	21.193	92.3	1:44.361	11 -	55.349	80.9	27.778	86.8	21.528	92.3	1:44.655
6 -	55.321	81.0	27.701	87.6	21.308	92.3	1:44.330	12 -	55.082	80.5	28.199	86.0	21.674	88.5	1:44.955
24	Philip MORRIS					KPM RACING									
1 -	46.4	30.216	85.4	22.300	90.2	2:03.128	7 -	58.019	79.5	28.581	85.5	21.576	91.7	1:48.176	
2 -	59.459	77.0	29.376	85.2	22.623	90.7	1:51.458	8 -	56.848	79.5	28.869	84.4	21.703	91.3	1:47.420
3 -	59.063	76.0	28.829	85.3	22.673	90.6	1:50.565	9 -	56.965	77.6	29.452	84.4	21.513	89.7	1:47.930
4 -	58.573	78.1	28.723	85.2	21.909	90.7	1:49.205	10 -	57.523	74.4	29.006	85.7	21.553	91.1	1:48.082
5 -	58.875	79.1	28.608	85.7	21.724	90.8	1:49.207	11 -	57.235	79.1	28.757	85.5	21.887	90.8	1:47.879
6 -	57.651	78.3	28.806	85.6	21.888	91.5	1:48.345	12 -	58.195	77.0	29.811	75.4	22.868	90.4	1:50.874
31	Thomas WILSON														
1 -	18.9	31.848	84.9	23.665	92.6	2:07.729	7 -	57.670	79.8	28.621	87.6	22.210	93.9	1:48.501	
2 -	58.105	78.7	29.389	86.8	22.396	94.2	1:49.890	8 -	56.694	80.4	29.211	85.4	21.844	94.4	1:47.749
3 -	59.038	76.6	28.945	88.0	22.323	94.1	1:50.306	9 -	56.840	78.2	29.593	87.8	21.740	93.3	1:48.173
4 -	59.216	77.4	29.257	87.5	22.489	94.1	1:50.962	10 -	56.777	80.1	28.818	87.0	21.502	93.6	1:47.097
5 -	58.898	74.1	28.875	88.4	21.750	94.4	1:49.523	11 -	56.330	79.0	28.959	87.2	21.527	93.6	1:46.816
6 -	57.904	79.9	35.686	86.4	22.010	93.5	1:55.600	12 -	58.029	77.3	29.249	87.3	21.979	93.7	1:49.257
32	Kieran GRIFFIN					ADDISON LEE / SLIDESPORTS									
1 -	57.5	30.984	78.3	24.276	87.8	2:07.897	7 -	56.453	78.8	28.463	87.0	21.146	94.9	1:46.062	
2 -	58.987	79.0	29.054	87.0	22.122	93.6	1:50.163	8 -	55.715	80.7	28.103	87.6	21.190	95.7	1:45.008
3 -	58.895	77.6	29.065	83.8	22.274	95.7	1:50.234	9 -	56.314	80.9	27.889	87.4	20.908	94.8	1:45.111
4 -	59.036	77.6	28.838	88.4	21.749	94.2	1:49.623	10 -	55.753	79.9	28.162	86.4	21.214	94.6	1:45.129
5 -	57.981	81.3	28.141	88.9	21.153	94.4	1:47.275	11 -	56.200	80.9	28.459	86.8	21.040	94.2	1:45.699
6 -	56.614	80.5	28.395	85.1	21.806	95.7	1:46.815	12 -	56.628	78.8	28.958	86.7	21.516	92.3	1:47.102
33	Simon ELLIOTT					VOLKSWAGEN RACING UK									
1 -	73.0	32.345	78.2	ln		2:12.821 P									
38	Steve WOOD					COMPLETE UTILITIES									
1 -	77.0	29.964	84.2	22.461	95.3	1:59.210	7 -	57.481	81.0	28.739	88.5	21.660	95.6	1:47.880	
2 -	59.724	77.4	29.060	87.5	21.913	94.1	1:50.697	8 -	58.228	78.8	28.548	87.4	21.546	94.2	1:48.322
3 -	58.195	78.2	28.758	87.6	22.095	94.8	1:49.048	9 -	56.685	79.3	28.337	88.2	21.692	95.1	1:46.714
4 -	58.203	79.9	28.784	88.0	21.831	95.3	1:48.818	10 -	56.939	77.9	28.876	87.6	21.629	95.7	1:47.444
5 -	58.511	80.6	28.652	82.7	21.698	96.0	1:48.861	11 -	56.332	82.0	28.439	85.1	21.436	96.6	1:46.207
6 -	1:17.518	79.6	29.272	87.6	22.519	94.6	2:09.309	12 -	57.073	80.7	28.587	86.7	21.619	94.5	1:47.279
44	Robin RILEY														
1 -	64.7	31.933	80.2	23.477	89.1	2:11.966	7 -	1:00.401	74.8	30.085	83.0	23.718	88.5	1:54.204	
2 -	1:02.484	74.6	30.852	81.5	23.477	88.9	1:56.813	8 -	1:01.002	70.8	30.422	83.8	22.917	89.0	1:54.341
3 -	1:03.936	72.9	30.648	79.4	24.552	86.7	1:59.136	9 -	1:01.268	73.3	29.911	83.5	22.933	88.6	1:54.112
4 -	1:01.601	74.4	30.373	79.4	23.277	89.4	1:55.251	10 -	1:01.953	55.8	30.949	81.2	23.320	87.7	1:56.222
5 -	59.911	74.0	29.799	82.2	22.707	89.6	1:52.417	11 -	1:00.884	69.7	33.517	76.3	24.422	82.1	1:58.823
6 -	59.981	76.2	36.912	77.9	23.322	89.1	2:00.215								
48	Richard MORGAN														
1 -	50.3	31.286	79.5	24.256	89.7	2:07.464	7 -	58.354	79.0	29.218	85.5	22.498	91.9	1:50.070	
2 -	1:01.799	73.7	41.908	83.2	22.892	91.8	2:06.599	8 -	58.472	77.6	29.210	85.9	21.801	91.9	1:49.483
3 -	59.724	75.4	30.117	83.6	23.447	91.5	1:53.288	9 -	57.896	79.1	28.973	85.7	21.913	91.8	1:48.782
4 -	59.607	74.3	30.190	85.2	22.337	90.4	1:52.134	10 -	57.452	78.8	34.317	82.7	22.459	91.9	1:54.228
5 -	59.917	77.8	29.571	85.1	21.935	91.4	1:51.423	11 -	57.699	78.4	29.542	86.4	22.264	91.2	1:49.505
6 -	58.369	73.7	29.431	86.5	22.249	92.4	1:50.049	12 -	57.947	77.7	29.208	85.8	22.578	86.9	1:49.733
51	Simon ANDREWS														
1 -	51.8	32.124	78.9	23.926	91.9	2:08.523	7 -	59.522	78.7	29.140	86.4	22.465	92.9	1:51.127	

Weather / Track : Cloudy / Wet

Rockingham Int. Sportscar
Circuit Length = 1.9400 miles
Start: 11:43 End: 12:05

Volkswagen Racing Cup with FUCHS Lubricants

RACE 5 - ROUND 9 - SECTOR ANALYSIS

2 -	1:01.283	77.1	30.284	83.8	23.134	91.9	1:54.701	8 -	58.539	79.1	28.855	87.2	23.225	92.4	1:50.619	
3 -	59.526	77.3	29.238	84.2	22.946	91.9	1:51.710	9 -	58.634	79.1	29.160	87.8	22.739	92.6	1:50.533	
4 -	59.426	78.8	29.024	86.6	22.552	92.3	1:51.002	10 -	58.637	79.0	29.287	87.4	22.113	93.2	1:50.037	
5 -	1:00.055	78.8	29.122	86.3	22.758	92.2	1:51.935	11 -	58.380	79.0	29.008	85.6	22.644	92.3	1:50.032	
6 -	59.117	78.8	29.142	85.9	22.657	91.8	1:50.916	12 -	58.699	79.8	29.931	81.0	22.997	92.1	1:51.627	
53	Steve CHAPLIN							COMPLETE UTILITIES								
1 -		76.6	29.897	84.8	22.779	93.9	1:55.714	7 -	56.096	81.6	29.120	85.5	21.373	94.5	1:46.589	
2 -	58.702	73.6	29.251	87.4	22.334	94.2	1:50.287	8 -	55.192	82.1	28.874	86.1	21.515	95.2	1:45.581	
3 -	57.083	81.6	28.709	87.4	21.483	94.1	1:47.275	9 -	55.282	81.5	28.648	85.8	21.365	94.6	1:45.295	
4 -	57.378	80.5	29.053	86.3	21.569	94.4	1:48.000	10 -	56.213	82.0	28.179	87.5	21.462	94.8	1:45.854	
5 -	55.376	82.8	28.609	84.6	21.983	94.9	1:45.968	11 -	55.164	81.4	27.998	87.6	21.640	94.2	1:44.802	
6 -	56.450	82.0	28.413	87.3	21.604	95.2	1:46.467	12 -	55.411	81.9	28.839	86.7	21.926	94.1	1:46.176	
69	James WALKER							KPM RACING								
1 -		73.6	28.550	84.2	21.752	90.0	1:52.913	7 -	54.447	81.1	27.764	83.9	21.169	90.2	1:43.380	
2 -	56.641	79.9	27.996	84.6	21.262	90.4	1:45.899	8 -	54.952	81.4	27.932	84.3	21.430	90.6	1:44.314	
3 -	55.483	81.0	27.804	84.5	21.321	90.6	1:44.608	9 -	54.995	80.8	27.813	84.2	21.254	90.6	1:44.062	
4 -	55.426	79.2	27.912	84.3	21.365	90.3	1:44.703	10 -	54.950	81.0	27.899	84.2	21.412	90.3	1:44.261	
5 -	54.985	81.1	27.837	84.6	21.426	90.3	1:44.248	11 -	55.003	81.0	27.787	84.3	21.279	90.8	1:44.069	
6 -	55.229	81.1	27.866	84.4	21.328	90.1	1:44.423	12 -	55.716	80.0	28.356	84.2	22.815	58.7	1:46.887	
99	Mark CLYNES							SLIDESPORTS								
1 -		60.7	31.045	74.9	23.711	91.9	2:09.058	7 -	1:00.842	76.9	29.577	83.2	22.769	91.1	1:53.188	
2 -	1:02.225	75.1	30.866	81.8	22.722	91.3	1:55.813	8 -	59.757	77.1	29.355	83.4	22.585	92.3	1:51.697	
3 -	1:02.013	75.1	29.971	82.5	22.718	89.1	1:54.702	9 -	1:00.166	75.2	29.508	82.7	22.587	90.1	1:52.261	
4 -	1:00.583	77.1	29.618	82.3	22.815	92.2	1:53.016	10 -	1:00.079	76.1	29.971	80.5	23.780	88.9	1:53.830	
5 -	1:00.939	74.7	30.104	82.1	23.251	88.8	1:54.294	11 -	1:00.200	77.8	30.814	80.6	22.608	81.7	1:53.622	
6 -	1:01.218	76.2	30.002	83.8	22.607	88.4	1:53.827									

Weather / Track : Cloudy / Wet

Rockingham Int. Sportscar
Circuit Length = 1.9400 miles
Start: 11:43 End: 12:05

Volkswagen Racing Cup with FUCHS Lubricants

RACE 5 - ROUND 9 - BEST SECTOR TIMES

SECTOR 1			SECTOR 2			SECTOR 3			IDEAL / BEST COMPARISON						
POS	NO	NAME	TIME	NO	NAME	TIME	NO	NAME	TIME	POS	NO	NAME	IDEAL	BEST	DIFF
1	69	WALKER	54.447	21	WALKER	27.681	32	GRIFFIN	20.908	1	69	WALKER	1:43.380	1:43.380	0.000
2	21	WALKER	54.987	8	MASON	27.697	8	MASON	20.973	2	8	MASON	1:43.664	1:43.885	0.221
3	8	MASON	54.994	69	WALKER	27.764	6	BEAUMONT	21.069	3	21	WALKER	1:43.831	1:44.139	0.308
4	53	CHAPLIN	55.164	32	GRIFFIN	27.889	21	WALKER	21.163	4	32	GRIFFIN	1:44.512	1:45.008	0.496
5	13	FULBROOK	55.537	53	CHAPLIN	27.998	69	WALKER	21.169	5	53	CHAPLIN	1:44.527	1:44.802	0.275
6	9	WYHINNY	55.704	10	HOWARD	28.015	13	FULBROOK	21.233	6	13	FULBROOK	1:45.167	1:45.199	0.032
7	32	GRIFFIN	55.715	38	WOOD	28.337	9	WYHINNY	21.342	7	9	WYHINNY	1:45.588	1:45.917	0.329
8	31	WILSON	56.330	13	FULBROOK	28.397	53	CHAPLIN	21.365	8	38	WOOD	1:46.105	1:46.207	0.102
9	38	WOOD	56.332	9	WYHINNY	28.542	38	WOOD	21.436	9	6	BEAUMONT	1:46.288	1:46.468	0.180
10	6	BEAUMONT	56.523	24	MORRIS	28.581	31	WILSON	21.502	10	31	WILSON	1:46.453	1:46.816	0.363
11	24	MORRIS	56.848	31	WILSON	28.621	24	MORRIS	21.513	11	24	MORRIS	1:46.942	1:47.420	0.478
12	4	WENHAM	57.011	6	BEAUMONT	28.696	4	WENHAM	21.516	12	4	WENHAM	1:47.226	1:47.365	0.139
13	7	SNAYLAM	57.012	4	WENHAM	28.699	7	SNAYLAM	21.639	13	7	SNAYLAM	1:47.562	1:47.577	0.015
14	48	MORGAN	57.452	51	ANDREWS	28.855	48	MORGAN	21.801	14	10	HOWARD	1:47.920	1:49.153	1.233
15	10	HOWARD	58.057	7	SNAYLAM	28.911	10	HOWARD	21.848	15	48	MORGAN	1:48.226	1:48.782	0.556
16	51	ANDREWS	58.380	48	MORGAN	28.973	11	DORRELL	21.933	16	51	ANDREWS	1:49.348	1:50.032	0.684
17	11	DORRELL	59.237	99	CLYNES	29.355	51	ANDREWS	22.113	17	11	DORRELL	1:50.848	1:52.077	1.229
18	99	CLYNES	59.757	11	DORRELL	29.678	99	CLYNES	22.585	18	99	CLYNES	1:51.697	1:51.697	0.000
19	44	RILEY	59.911	44	RILEY	29.799	44	RILEY	22.707	19	44	RILEY	1:52.417	1:52.417	0.000
20	33	ELLIOTT	1:17.473	33	ELLIOTT	32.345	33	ELLIOTT	1:17.347	20	33	ELLIOTT	3:07.165		
												Perfect Lap		1:43.036	

Weather / Track : Cloudy / Wet

Rockingham Int. Sportscar
Circuit Length = 1.9400 miles
Start: 11:43 End: 12:05

Volkswagen Racing Cup with FUCHS Lubricants
RACE 5 - ROUND 9 - SPEED TRAPS

SECTOR 1				SECTOR 2			FINISH LINE			
POS	NO	NAME	MPH	NO	NAME	MPH	NO	NAME	MPH	
1	53	Steve CHAPLIN	82.8	13	Joe FULBROOK	89.6	13	Joe FULBROOK	97.4	
2	21	Richard WALKER	82.4	32	Kieran GRIFFIN	88.9	38	Steve WOOD	96.6	
3	8	Aaron MASON	82.2	38	Steve WOOD	88.5	32	Kieran GRIFFIN	95.7	
4	38	Steve WOOD	82.0	31	Thomas WILSON	88.4	53	Steve CHAPLIN	95.2	
5	69	James WALKER	81.4	6	Nick BEAUMONT	88.1	6	Nick BEAUMONT	95.1	
6	32	Kieran GRIFFIN	81.3	51	Simon ANDREWS	87.8	31	Thomas WILSON	94.4	
7	9	Paul WYHINNY	80.8	21	Richard WALKER	87.6	10	Mark HOWARD	94.1	
8	13	Joe FULBROOK	80.8	53	Steve CHAPLIN	87.6	21	Richard WALKER	93.7	
9	7	Tim SNAYLAM	80.5	8	Aaron MASON	86.8	7	Tim SNAYLAM	93.3	
10	31	Thomas WILSON	80.4	4	Zoe WENHAM	86.5	51	Simon ANDREWS	93.2	
11	6	Nick BEAUMONT	80.3	48	Richard MORGAN	86.5	9	Paul WYHINNY	93.1	
12	51	Simon ANDREWS	79.8	7	Tim SNAYLAM	86.3	8	Aaron MASON	92.9	
13	24	Philip MORRIS	79.5	10	Mark HOWARD	86.3	4	Zoe WENHAM	92.6	
14	10	Mark HOWARD	79.2	24	Philip MORRIS	85.7	48	Richard MORGAN	92.4	
15	48	Richard MORGAN	79.1	9	Paul WYHINNY	85.5	99	Mark CLYNES	92.3	
16	4	Zoe WENHAM	78.6	69	James WALKER	84.6	11	Steve DORRELL	91.7	
17	99	Mark CLYNES	77.8	44	Robin RILEY	83.8	24	Philip MORRIS	91.7	
18	44	Robin RILEY	76.2	99	Mark CLYNES	83.8	69	James WALKER	90.8	
19	11	Steve DORRELL	73.3	11	Steve DORRELL	83.4	44	Robin RILEY	89.6	
20	33	Simon ELLIOTT	73.0	33	Simon ELLIOTT	78.2	33	Simon ELLIOTT	48.8	

Weather / Track : Cloudy / Wet

Rockingham Int. Sportscar
 Circuit Length = 1.9400 miles
 Start: 11:43 End: 12:05

Volkswagen Racing Cup with FUCHS Lubricants

RACE 5 - ROUND 9 - POSITION CHART


No	Name	Laps Pos	1	2	3	4	5	6	7	8	9	10	11	12
			69	James WALKER	1	69	69	69	69	69	69	69	69	69
53	Steve CHAPLIN	2	53	13	21	21	21	21	21	21	21	21	21	21
13	Joe FULBROOK	3	13	21	13	13	8	8	8	8	8	8	8	8
10	Mark HOWARD	4	10	53	53	8	13	13	13	13	13	53	53	53
21	Richard WALKER	5	21	8	8	53	53	53	53	53	53	13	13	13
8	Aaron MASON	6	8	10	10	6	6	6	6	6	6	6	6	6
6	Nick BEAUMONT	7	6	6	6	10	10	9	9	9	32	32	32	32
38	Steve WOOD	8	38	38	38	38	38	24	32	32	9	9	9	9
24	Philip MORRIS	9	24	24	24	24	9	32	24	24	24	24	24	24
4	Zoe WENHAM	10	4	9	9	9	24	10	4	4	31	31	31	38
7	Tim SNAYLAM	11	7	4	4	7	32	4	31	31	38	38	38	31
9	Paul WYHINNY	12	9	7	7	32	31	31	10	38	4	4	4	4
11	Steve DORRELL	13	11	31	31	31	4	38	38	10	7	7	7	7
48	Richard MORGAN	14	48	32	32	4	51	51	51	51	51	51	51	51
31	Thomas WILSON	15	31	11	11	11	7	7	7	7	48	48	48	48
32	Kieran GRIFFIN	16	32	51	51	51	99	99	48	48	99	10	99	99
51	Simon ANDREWS	17	51	99	99	99	11	48	99	99	10	99	44	44
99	Mark CLYNES	18	99	44	48	48	48	11	11	11	44	44	11	11
44	Robin RILEY	19	44	48	44	44	44	44	44	44	11	11	11	11
33	Simon ELLIOTT	20	33											

Weather / Track : Cloudy / Wet

Rockingham Int. Sportscar
Circuit Length = 1.9400 miles
Start: 11:43 End: 12:05

Volkswagen Racing Cup with FUCHS Lubricants

RACE 11 - ROUND 10 - GRID

ROW 10	33 Simon ELLIOTT	10 Mark HOWARD
ROW 9	11 Steve DORRELL	44 Robin RILEY
ROW 8	99 Mark CLYNES	48 Richard MORGAN
ROW 7	51 Simon ANDREWS	7 Tim SNAYLAM
ROW 6	4 Zoe WENHAM	31 Thomas WILSON
ROW 5	38 Steve WOOD	24 Philip MORRIS
ROW 4	9 Paul WYHINNY	32 Kieran GRIFFIN
ROW 3	69 James WALKER	21 Richard WALKER
ROW 2	8 Aaron MASON	53 Steve CHAPLIN
ROW 1	13 Joe FULBROOK	6 Nick BEAUMONT
Pole		
		

Rockingham Int. Sportscar
Circuit Length = 1.9400 miles

These results are provisional until the conclusion of any judicial and technical matters.

Clerk of Course :

Timekeeper :

Volkswagen Racing Cup with FUCHS Lubricants

RACE 11 - ROUND 10 - CLASSIFICATION

POS	NO	CL	NAME	ENTRY	LAPS	TIME	GAP	DIFF	MPH	BEST	ON
1	53		Steve CHAPLIN	Beetle 3.2 Rsi	13	20:12.385			74.88	1:31.558	6
2	13		Joe FULBROOK	Bora 1.8T	13	20:14.727	2.342	2.342	74.74	1:32.024	6
3	8		Aaron MASON	Golf Mk5 Gti	13	20:18.927	6.542	4.200	74.48	1:32.021	4
4	6		Nick BEAUMONT	Golf Mk6 Gti	13	20:23.503	11.118	4.576	74.20	1:32.607	6
5	69		James WALKER	Golf Mk5 Gti	13	20:24.522	12.137	1.019	74.14	1:32.455	4
6	21		Richard WALKER	Golf Mk5 Gti	13	20:29.321	16.936	4.799	73.85	1:33.036	8
7	4		Zoe WENHAM	Golf Mk5 Gti	13	20:37.482	25.097	8.161	73.36	1:33.330	6
8	48		Richard MORGAN	Golf Mk5 Gti	13	20:51.448	39.063	13.966	72.54	1:33.641	7
9	24		Philip MORRIS	Golf Mk5 Gti	13	20:52.146	39.761	0.698	72.50	1:34.500	6
10	51		Simon ANDREWS	Golf Mk5 Gti	13	20:53.609	41.224	1.463	72.42	1:34.134	6
11	33		Simon ELLIOTT	Caddy Van Racer	13	20:58.170	45.785	4.561	72.16	1:34.441	10
12	10		Mark HOWARD	Golf Mk5 Gti	13	21:01.430	49.045	3.260	71.97	1:34.109	7
13	31		Thomas WILSON	Golf Mk5 Gti	13	21:30.506	1:18.121	29.076	70.35	1:33.115	7
14	99		Mark CLYNES	Golf Mk5 Gti	13	21:32.791	1:20.406	2.285	70.22	1:35.783	5
15	44		Robin RILEY	Beetle 3.2 Rsi	13	21:34.528	1:22.143	1.737	70.13	1:35.980	13
16	11		Steve DORRELL	Beetle 3.2 Rsi	12	20:13.919	1 lap	1 lap	69.03	1:38.239	10
NOT CLASSIFIED											
DNF	38		Steve WOOD	Golf Mk5 Gti	7	11:13.856	6 laps	5 laps	72.54	1:34.006	2
DNF	7		Tim SNAYLAM	Golf Mk5 Gti	7	11:14.381	6 laps	0.525	72.49	1:33.275	4
DNF	9		Paul WYHINNY	Seat 2.0 Cupra R	0						
FASTEST LAP											
	53		Steve CHAPLIN	Beetle 3.2 Rsi	6	1:31.558			76.27 mph	122.75 kph	

Weather / Track : Bright / Dry

These results are provisional until the conclusion of any judicial and technical matters.

Rockingham Int. Sportscar
Circuit Length = 1.9400 miles
Start: 17:44 End: 18:06

Clerk of Course :

Timekeeper :

Volkswagen Racing Cup with FUCHS Lubricants

RACE 11 - ROUND 10 - LAP CHART

Lap 1			Lap 2			Lap 3			Lap 4			Lap 5		
No	Behind	Laptime	No	Behind	Laptime	No	Behind	Laptime	No	Behind	Laptime	No	Behind	Laptime
13		1:41.585	13		1:35.862	53		1:32.724	53		1:32.201	53		1:31.988
53	0.268	1:41.853	53	0.286	1:35.880	13	0.563	1:33.573	13	0.681	1:32.319	13	0.749	1:32.056
8	0.889	1:42.474	8	0.640	1:35.613	8	1.421	1:33.791	8	1.241	1:32.021	8	1.459	1:32.206
6	1.044	1:42.629	6	0.720	1:35.538	69	2.128	1:33.941	69	2.382	1:32.455	69	3.089	1:32.695
69	1.712	1:43.297	69	1.197	1:35.347	6	2.420	1:34.710	6	3.664	1:33.445	6	4.524	1:32.848
21	2.434	1:44.019	21	1.542	1:34.970	21	3.314	1:34.782	21	4.617	1:33.504	21	5.926	1:33.297
38	3.686	1:45.271	38	1.830	1:34.006	38	3.644	1:34.824	38	6.219	1:34.776	31	8.542	1:33.769
31	4.437	1:46.022	31	3.499	1:34.924	31	4.584	1:34.095	31	6.761	1:34.378	4	9.408	1:34.056
4	5.084	1:46.669	4	4.111	1:34.889	4	5.209	1:34.108	4	7.340	1:34.332	38	10.378	1:36.147
24	6.093	1:47.678	7	6.251	1:34.791	7	7.157	1:33.916	7	8.231	1:33.275	7	11.164	1:34.921
51	6.689	1:48.274	24	8.013	1:37.782	24	10.722	1:35.719	48	13.003	1:34.368	48	15.576	1:34.561
33	7.041	1:48.626	33	8.680	1:37.501	48	10.836	1:34.353	24	14.357	1:35.836	24	18.048	1:35.679
7	7.322	1:48.907	51	9.315	1:38.488	33	12.152	1:36.482	33	15.037	1:35.086	51	20.016	1:36.055
48	8.340	1:49.925	48	9.493	1:37.015	51	13.013	1:36.708	51	15.949	1:35.137	33	22.276	1:39.227
10	8.756	1:50.341	10	10.118	1:37.224	10	22.579	1:45.471	10	24.967	1:34.589	10	27.721	1:34.742
44	11.849	1:53.434	44	16.447	1:40.460	99	22.955	1:39.394	99	27.365	1:36.611	99	31.160	1:35.783
99	12.020	1:53.605	99	16.571	1:40.413	44	24.682	1:41.245	44	31.007	1:38.526	44	37.003	1:37.984
11	13.292	1:54.877	11	18.866	1:41.436	11	27.384	1:41.528	11	35.456	1:40.273	11	43.173	1:39.705

Weather / Track : Bright / Dry

Rockingham Int. Sportscar
Circuit Length = 1.9400 miles
Start: 17:44 End: 18:06

Volkswagen Racing Cup with FUCHS Lubricants

RACE 11 - ROUND 10 - LAP CHART

Lap 6			Lap 7			Lap 8			Lap 9			Lap 10		
No	Behind	Laptime	No	Behind	Laptime	No	Behind	Laptime	No	Behind	Laptime	No	Behind	Laptime
53		1:31.558	53		1:31.917	53		1:32.430	53		1:32.727	53		1:32.310
13	1.215	1:32.024	13	1.555	1:32.257	13	1.347	1:32.222	13	1.474	1:32.854	13	1.596	1:32.432
8	2.172	1:32.271	8	2.669	1:32.414	8	2.828	1:32.589	8	3.112	1:33.011	8	3.601	1:32.799
69	4.489	1:32.958	69	5.561	1:32.989	69	6.235	1:33.104	69	6.921	1:33.413	69	8.081	1:33.470
6	5.573	1:32.607	6	6.264	1:32.608	6	6.645	1:32.811	6	7.406	1:33.488	6	9.003	1:33.907
21	7.837	1:33.469	21	9.356	1:33.436	21	9.962	1:33.036	21	11.297	1:34.062	21	12.799	1:33.812
31	10.132	1:33.148	31	11.330	1:33.115	31	12.030	1:33.130	31	13.858	1:34.555	31	14.670	1:33.122
4	11.180	1:33.330	4	12.880	1:33.617	4	14.492	1:34.042	4	15.770	1:34.005	4	17.618	1:34.158
38	12.865	1:34.045	38	15.735	1:34.787	48	22.986	1:35.151	48	25.055	1:34.796	48	28.192	1:35.447
7	13.659	1:34.053	7	16.260	1:34.518	24	27.222	1:35.625	24	29.298	1:34.803	24	31.742	1:34.754
48	18.541	1:34.523	48	20.265	1:33.641	51	28.109	1:35.446	51	32.449	1:37.067	51	34.785	1:34.646
24	20.990	1:34.500	24	24.027	1:34.954	33	32.006	1:35.312	33	34.336	1:35.057	33	36.467	1:34.441
51	22.592	1:34.134	51	25.093	1:34.418	10	35.537	1:35.125	10	37.704	1:34.894	10	39.945	1:34.551
33	25.971	1:35.253	33	29.124	1:35.070	99	48.794	1:39.917	99	54.867	1:38.800	99	1:01.381	1:38.824
10	30.650	1:34.487	10	32.842	1:34.109	44	57.602	1:38.765	44	1:02.715	1:37.840	44	1:09.368	1:38.963
99	35.934	1:36.332	99	41.307	1:37.290	11	1:06.391	1:39.355	11	1:12.484	1:38.820	11	1:18.413	1:38.239
44	44.648	1:39.203	44	51.267	1:38.536									
11	52.135	1:40.520	11	59.466	1:39.248									

Weather / Track : Bright / Dry

Rockingham Int. Sportscar
 Circuit Length = 1.9400 miles
 Start: 17:44 End: 18:06

Volkswagen Racing Cup with FUCHS Lubricants
RACE 11 - ROUND 10 - LAP CHART

Lap 11			Lap 12			Lap 13		
No	Behind	Laptime	No	Behind	Laptime	No	Behind	Laptime
53		1:32.371	53		1:31.999	53		1:32.427
13	1.770	1:32.545	13	2.256	1:32.485	11	1 LAP	1:40.589
8	4.634	1:33.404	8	5.887	1:33.252	13	2.342	1:32.513
69	9.237	1:33.527	6	10.538	1:33.054	8	6.542	1:33.082
6	9.483	1:32.851	69	11.106	1:33.868	6	11.118	1:33.007
21	13.830	1:33.402	21	15.317	1:33.486	69	12.137	1:33.458
31	17.593	1:35.294	4	22.602	1:34.997	21	16.936	1:34.046
4	19.604	1:34.357	31	29.271	1:43.677 P	4	25.097	1:34.922
48	32.064	1:36.243	48	35.298	1:35.233	48	39.063	1:36.192
24	34.576	1:35.205	24	37.324	1:34.747	24	39.761	1:34.864
51	36.937	1:34.523	51	39.115	1:34.177	51	41.224	1:34.536
33	39.035	1:34.939	33	42.963	1:35.927	33	45.785	1:35.249
10	42.983	1:35.409	10	46.105	1:35.121	10	49.045	1:35.367
99	1:08.125	1:39.115	99	1:14.441	1:38.315	31	1:18.121	2:21.277
44	1:14.369	1:37.372	44	1:18.590	1:36.220	99	1:20.406	1:38.392
11	1:25.371	1:39.329				44	1:22.143	1:35.980

Weather / Track : Bright / Dry

Rockingham Int. Sportscar
 Circuit Length = 1.9400 miles
 Start: 17:44 End: 18:06

Volkswagen Racing Cup with FUCHS Lubricants
RACE 11 - ROUND 10 - SECTOR ANALYSIS

4	Zoe WENHAM					SLIDESPORTS									
1 -	84.9	26.209	87.3	19.740	95.1	1:46.669	8 -	49.463	87.6	25.374	87.7	19.205	94.4	1:34.042	
2 -	49.977	87.6	25.644	88.5	19.268	95.1	1:34.889	9 -	49.491	88.4	25.430	87.0	19.084	94.0	1:34.005
3 -	49.378	88.3	25.542	88.4	19.188	95.6	1:34.108	10 -	49.565	88.4	25.449	87.8	19.144	93.5	1:34.158
4 -	49.243	87.8	25.909	88.1	19.180	95.9	1:34.332	11 -	49.670	86.9	25.383	87.7	19.304	93.5	1:34.357
5 -	49.908	87.4	25.152	88.4	18.996	95.3	1:34.056	12 -	50.189	87.4	25.506	87.3	19.302	93.6	1:34.997
6 -	49.112	88.3	25.230	88.2	18.988	94.9	1:33.330	13 -	50.126	86.8	25.451	87.3	19.345	93.2	1:34.922
7 -	49.245	88.2	25.380	88.1	18.992	95.1	1:33.617								
6	Nick BEAUMONT					VOLKSWAGEN RACING UK									
1 -	88.7	25.469	90.0	19.317	97.7	1:42.629	8 -	48.865	88.8	25.186	89.7	18.760	97.3	1:32.811	
2 -	50.286	88.0	25.398	90.2	19.854	98.1	1:35.538	9 -	49.654	89.2	25.107	90.3	18.727	98.0	1:33.488
3 -	50.083	83.6	25.653	89.7	18.974	98.4	1:34.710	10 -	49.992	88.7	25.053	89.8	18.862	97.5	1:33.907
4 -	49.392	88.3	25.338	89.0	18.715	98.0	1:33.445	11 -	48.882	89.6	24.913	91.1	19.056	98.3	1:32.851
5 -	48.844	88.5	25.193	89.2	18.811	97.7	1:32.848	12 -	49.078	87.4	25.063	90.1	18.913	98.0	1:33.054
6 -	48.774	88.3	25.001	89.5	18.832	97.0	1:32.607	13 -	48.935	88.9	25.201	90.8	18.871	98.0	1:33.007
7 -	48.749	88.3	24.973	90.3	18.886	96.7	1:32.608								
7	Tim SNAYLAM					ALLIED NIPPON									
1 -	86.8	26.462	89.0	19.917	97.5	1:48.907	5 -	50.253	87.5	25.394	87.5	19.274	96.6	1:34.921	
2 -	50.297	87.4	25.253	88.2	19.241	95.3	1:34.791	6 -	49.585	89.5	25.268	88.0	19.200	96.0	1:34.053
3 -	49.451	89.6	25.249	88.3	19.216	95.6	1:33.916	7 -	49.431	88.0	25.923	86.5	19.164	96.6	1:34.518
4 -	49.281	90.0	25.022	88.3	18.972	96.6	1:33.275								
8	Aaron MASON					COMLINE / AWM									
1 -	87.8	25.633	89.2	19.376	96.6	1:42.474	8 -	48.881	90.6	24.664	89.6	19.044	96.1	1:32.589	
2 -	50.160	89.1	25.365	89.1	20.088	97.1	1:35.613	9 -	48.845	90.3	24.870	88.9	19.296	94.9	1:33.011
3 -	50.027	88.1	24.930	89.1	18.834	96.7	1:33.791	10 -	48.833	90.3	24.764	88.9	19.202	95.5	1:32.799
4 -	48.504	90.9	24.685	89.7	18.832	97.4	1:32.021	11 -	49.323	89.2	24.912	88.9	19.169	94.4	1:33.404
5 -	48.498	91.2	24.794	89.7	18.914	95.9	1:32.206	12 -	49.125	89.2	24.990	89.0	19.137	94.2	1:33.252
6 -	48.635	91.1	24.696	88.9	18.940	96.3	1:32.271	13 -	49.231	89.8	24.813	89.2	19.038	96.0	1:33.082
7 -	48.763	90.6	24.699	89.1	18.952	95.9	1:32.414								
9	Paul WYHINNY					VOLKSWAGEN RACING UK									
10	Mark HOWARD					KPM RACING									
1 -	85.4	26.488	86.0	20.945	94.5	1:50.341	8 -	50.041	87.7	25.399	87.8	19.685	94.0	1:35.125	
2 -	50.697	86.6	26.471	85.6	20.056	94.8	1:37.224	9 -	49.999	87.0	25.297	88.0	19.598	94.4	1:34.894
3 -	59.576	84.8	26.099	86.4	19.796	93.9	1:45.471	10 -	49.838	87.0	25.267	87.6	19.446	94.4	1:34.551
4 -	49.791	89.0	25.257	87.3	19.541	94.1	1:34.589	11 -	49.847	87.8	25.407	86.9	20.155	93.7	1:35.409
5 -	49.989	86.1	25.333	87.2	19.420	94.2	1:34.742	12 -	50.268	86.3	25.377	87.6	19.476	94.2	1:35.121
6 -	49.716	88.3	25.184	87.7	19.587	94.6	1:34.487	13 -	50.089	86.5	25.364	87.5	19.914	94.2	1:35.367
7 -	49.594	88.9	25.147	87.0	19.368	94.4	1:34.109								
11	Steve DORRELL					VET XRAYS									
1 -	79.6	28.349	78.8	20.981	94.0	1:54.877	7 -	52.672	81.9	26.583	85.9	19.993	93.7	1:39.248	
2 -	53.972	79.1	27.079	85.9	20.385	94.6	1:41.436	8 -	52.945	83.2	26.492	86.5	19.918	93.5	1:39.355
3 -	54.187	79.3	26.933	85.7	20.408	93.3	1:41.528	9 -	52.494	83.4	26.472	85.9	19.854	93.3	1:38.820
4 -	53.353	82.0	26.796	86.1	20.124	93.3	1:40.273	10 -	51.958	83.5	26.307	86.1	19.974	93.5	1:38.239
5 -	52.936	82.2	26.650	86.0	20.119	92.9	1:39.705	11 -	52.802	83.9	26.604	86.4	19.923	93.2	1:39.329
6 -	53.804	81.0	26.702	86.1	20.014	94.0	1:40.520	12 -	52.937	83.4	26.912	81.5	20.740	93.6	1:40.589
13	Joe FULBROOK					WARRANTY DIRECT RACING									
1 -	88.9	25.422	89.2	19.374	97.1	1:41.585	8 -	48.608	91.1	24.767	90.2	18.847	98.3	1:32.222	
2 -	50.450	89.5	25.433	90.1	19.979	98.0	1:35.862	9 -	49.096	90.2	24.862	90.6	18.896	98.5	1:32.854
3 -	49.942	89.5	24.676	91.8	18.955	100.5	1:33.573	10 -	48.681	90.8	24.777	90.4	18.974	98.1	1:32.432
4 -	48.793	89.7	24.733	91.2	18.793	99.6	1:32.319	11 -	48.744	91.6	24.826	90.3	18.975	99.0	1:32.545
5 -	48.638	90.6	24.708	91.6	18.710	99.3	1:32.056	12 -	48.634	90.4	24.782	90.6	19.069	98.3	1:32.485
6 -	48.404	85.5	24.853	90.8	18.767	98.7	1:32.024	13 -	48.589	90.0	24.771	90.2	19.153	92.7	1:32.513
7 -	48.649	90.7	24.813	89.1	18.795	98.1	1:32.257								

Weather / Track : Bright / Dry

Rockingham Int. Sportscar
 Circuit Length = 1.9400 miles
 Start: 17:44 End: 18:06

Volkswagen Racing Cup with FUCHS Lubricants
RACE 11 - ROUND 10 - SECTOR ANALYSIS

21	Richard WALKER					KPM RACING									
1 -	87.2	25.420	88.3	19.557	95.3	1:44.019	8 -	48.951	87.3	25.004	88.4	19.081	94.2	1:33.036	
2 -	49.578	87.5	25.526	88.2	19.866	95.7	1:34.970	9 -	49.793	87.6	25.225	87.4	19.044	93.9	1:34.062
3 -	49.689	87.5	25.874	87.8	19.219	94.9	1:34.782	10 -	49.384	87.2	25.286	87.8	19.142	93.9	1:33.812
4 -	49.276	85.6	25.132	88.5	19.096	94.8	1:33.504	11 -	49.254	87.2	25.107	87.8	19.041	94.5	1:33.402
5 -	49.178	87.2	25.103	88.3	19.016	94.6	1:33.297	12 -	49.367	87.0	25.086	88.0	19.033	94.4	1:33.486
6 -	49.329	87.0	25.103	88.3	19.037	94.6	1:33.469	13 -	49.748	86.7	25.045	88.0	19.253	91.3	1:34.046
7 -	49.376	86.9	25.003	87.4	19.057	94.8	1:33.436								
24	Philip MORRIS					KPM RACING									
1 -	83.5	26.355	86.1	19.978	94.1	1:47.678	8 -	50.595	83.9	25.667	87.3	19.363	93.7	1:35.625	
2 -	51.356	86.0	26.644	87.5	19.782	94.0	1:37.782	9 -	49.697	87.4	25.836	86.4	19.270	93.7	1:34.803
3 -	50.314	86.8	25.758	86.8	19.647	92.7	1:35.719	10 -	49.841	86.9	25.654	86.9	19.259	93.5	1:34.754
4 -	50.512	88.3	25.975	86.7	19.349	94.2	1:35.836	11 -	50.197	85.9	25.784	86.6	19.224	94.0	1:35.205
5 -	50.886	84.6	25.466	87.3	19.327	94.4	1:35.679	12 -	49.882	87.0	25.458	86.7	19.407	93.6	1:34.747
6 -	49.806	88.1	25.425	86.8	19.269	93.9	1:34.500	13 -	50.219	85.5	25.523	86.9	19.122	93.1	1:34.864
7 -	50.028	87.2	25.552	85.8	19.374	93.3	1:34.954								
31	Thomas WILSON														
1 -	86.1	26.346	90.2	19.614	97.1	1:46.022	8 -	49.134	89.2	25.077	89.6	18.919	96.6	1:33.130	
2 -	50.316	88.9	25.409	89.6	19.199	97.1	1:34.924	9 -	50.262	89.8	25.002	89.7	19.291	96.1	1:34.555
3 -	49.530	89.4	25.345	90.1	19.220	97.5	1:34.095	10 -	48.998	89.5	25.204	90.2	18.920	96.6	1:33.122
4 -	49.465	89.4	25.806	90.1	19.107	97.8	1:34.378	11 -	49.445	86.1	25.059	90.2	20.790		1:35.294
5 -	49.910	90.0	24.990	90.0	18.869	97.0	1:33.769	12 -	54.850	83.9	30.411	48.6	In		1:43.677 P
6 -	49.193	90.4	24.986	90.1	18.969	96.7	1:33.148	13 -	Out	63.2	27.196	86.8	24.610	86.8	2:21.277
7 -	49.321	89.4	24.845	89.8	18.949	96.8	1:33.115								
33	Simon ELLIOTT					VOLKSWAGEN RACING UK									
1 -	84.6	26.408	86.9	20.277	95.7	1:48.626	8 -	50.157	86.5	25.724	86.4	19.431	93.7	1:35.312	
2 -	51.251	82.8	26.134	86.9	20.116	95.2	1:37.501	9 -	50.140	87.3	25.594	86.6	19.323	93.6	1:35.057
3 -	51.322	87.0	25.930	86.9	19.230	94.4	1:36.482	10 -	49.575	88.1	25.451	86.3	19.415	93.6	1:34.441
4 -	50.038	86.6	25.795	86.4	19.253	94.6	1:35.086	11 -	50.015	85.6	25.473	86.7	19.451	92.3	1:34.939
5 -	54.335	87.6	25.513	87.2	19.379	94.0	1:39.227	12 -	50.679	85.7	25.718	86.0	19.530	93.1	1:35.927
6 -	49.858	86.8	26.053	86.4	19.342	93.9	1:35.253	13 -	50.241	86.6	25.473	86.1	19.535	93.9	1:35.249
7 -	50.165	87.4	25.395	86.0	19.510	93.6	1:35.070								
38	Steve WOOD					COMPLETE UTILITIES									
1 -	84.1	25.598	90.6	19.230	97.8	1:45.271	5 -	52.014	87.3	25.221	89.6	18.912	98.1	1:36.147	
2 -	49.790	87.4	25.227	90.8	18.989	98.8	1:34.006	6 -	49.907	88.5	25.136	89.8	19.002	97.0	1:34.045
3 -	50.336	88.0	25.373	90.6	19.115	98.3	1:34.824	7 -	49.954	89.1	25.835	89.2	18.998	97.8	1:34.787
4 -	50.155	86.8	25.625	90.0	18.996	97.7	1:34.776								
44	Robin RILEY														
1 -	77.6	27.791	86.1	20.506	93.5	1:53.434	8 -	52.381	83.7	26.411	86.6	19.973	90.9	1:38.765	
2 -	53.817	83.1	26.414	87.0	20.229	93.7	1:40.460	9 -	51.608	83.7	26.262	86.4	19.970	92.6	1:37.840
3 -	54.738	81.4	26.427	87.3	20.080	94.0	1:41.245	10 -	51.537	85.2	26.019	86.9	21.407	81.0	1:38.963
4 -	52.157	84.2	26.219	86.8	20.150	93.5	1:38.526	11 -	51.649	84.2	26.061	86.6	19.662	92.8	1:37.372
5 -	51.819	83.2	26.260	86.7	19.905	92.9	1:37.984	12 -	50.730	85.8	25.814	86.4	19.676	93.3	1:36.220
6 -	52.458	83.2	26.633	81.8	20.112	92.4	1:39.203	13 -	50.541	86.0	25.687	86.9	19.752	91.8	1:35.980
7 -	52.070	84.4	26.186	85.9	20.280	92.7	1:38.536								
48	Richard MORGAN														
1 -	85.8	26.655	86.9	21.042	96.3	1:49.925	8 -	50.441	88.5	25.473	87.8	19.237	94.6	1:35.151	
2 -	50.653	87.4	26.099	87.4	20.263	96.0	1:37.015	9 -	50.072	86.7	25.309	87.8	19.415	95.2	1:34.796
3 -	49.209	88.0	25.505	87.6	19.639	96.3	1:34.353	10 -	50.417	86.9	25.372	88.5	19.658	93.5	1:35.447
4 -	49.574	87.7	25.572	88.2	19.222	95.3	1:34.368	11 -	51.122	87.7	25.570	88.3	19.551	94.8	1:36.243
5 -	49.770	88.0	25.519	88.4	19.272	95.2	1:34.561	12 -	50.239	88.2	25.504	88.3	19.490	95.7	1:35.233
6 -	49.974	87.0	25.284	88.4	19.265	95.3	1:34.523	13 -	51.007	87.6	25.798	88.9	19.387	95.5	1:36.192
7 -	49.332	89.2	25.140	87.8	19.169	95.2	1:33.641								

Weather / Track : Bright / Dry

Rockingham Int. Sportscar
 Circuit Length = 1.9400 miles
 Start: 17:44 End: 18:06

Volkswagen Racing Cup with FUCHS Lubricants
RACE 11 - ROUND 10 - SECTOR ANALYSIS

51	Simon ANDREWS														
1 -	85.8	26.329	88.1	20.383	<i>95.5</i>	1:48.274	8 -	50.590	88.2	25.315	89.2	19.541	94.9	1:35.446	
2 -	51.921	86.4	26.214	88.7	20.353	<i>95.5</i>	1:38.488	9 -	52.098	87.3	25.470	88.8	19.499	94.9	1:37.067
3 -	51.699	86.1	25.358	88.5	19.651	95.1	1:36.708	10 -	50.017	87.6	25.202	88.9	19.427	94.8	1:34.646
4 -	49.972	87.5	25.420	88.9	19.745	94.9	1:35.137	11 -	49.816	88.2	25.339	88.7	19.368	94.6	1:34.523
5 -	51.216	87.6	25.277	89.0	19.562	95.2	1:36.055	12 -	49.638	<i>88.5</i>	<i>25.101</i>	88.5	19.438	94.8	1:34.177
6 -	49.676	88.3	25.155	89.0	<i>19.303</i>	94.8	<i>1:34.134</i>	13 -	49.720	88.3	25.221	<i>89.6</i>	19.595	95.1	1:34.536
7 -	<i>49.258</i>	88.3	25.540	88.2	19.620	94.8	1:34.418								
53	Steve CHAPLIN COMPLETE UTILITIES														
1 -	86.9	25.355	89.1	19.203	<i>98.1</i>	1:41.853	8 -	48.854	90.0	24.765	89.1	18.811	96.8	1:32.430	
2 -	50.470	89.2	25.231	89.1	20.179	97.8	1:35.880	9 -	49.086	89.5	24.771	89.5	18.870	97.1	1:32.727
3 -	49.173	89.7	24.827	89.8	18.724	98.0	1:32.724	10 -	48.573	89.4	24.844	89.1	18.893	97.1	1:32.310
4 -	48.558	<i>91.4</i>	24.848	89.4	18.795	97.5	1:32.201	11 -	48.522	90.3	24.966	89.4	18.883	97.3	1:32.371
5 -	48.616	89.8	24.708	89.4	<i>18.664</i>	97.8	1:31.988	12 -	48.393	90.1	24.807	89.8	18.799	97.5	1:31.999
6 -	<i>48.123</i>	90.1	<i>24.702</i>	89.0	18.733	97.5	<i>1:31.558</i>	13 -	48.551	90.4	24.769	<i>90.1</i>	19.107	97.7	1:32.427
7 -	48.343	89.8	24.767	89.0	18.807	98.0	1:31.917								
69	James WALKER KPM RACING														
1 -	87.0	25.448	85.9	19.304	<i>94.4</i>	1:43.297	8 -	49.215	87.5	<i>24.911</i>	86.0	18.978	92.6	1:33.104	
2 -	49.815	87.7	25.581	86.0	19.951	94.2	1:35.347	9 -	49.359	87.8	25.041	85.1	19.013	92.9	1:33.413
3 -	49.706	84.6	25.285	86.0	18.950	94.0	1:33.941	10 -	49.343	87.5	25.118	85.1	19.009	92.7	1:33.470
4 -	<i>48.611</i>	<i>88.3</i>	24.938	85.7	18.906	93.5	<i>1:32.455</i>	11 -	49.354	87.6	24.998	85.5	19.175	92.2	1:33.527
5 -	48.786	88.2	24.978	<i>86.3</i>	18.931	93.5	1:32.695	12 -	49.920	87.5	25.117	86.0	<i>18.831</i>	92.9	1:33.868
6 -	49.078	87.6	24.958	85.7	18.922	92.9	1:32.958	13 -	49.349	87.6	25.106	85.8	19.003	93.2	1:33.458
7 -	49.012	87.8	24.922	85.6	19.055	93.5	1:32.989								
99	Mark CLYNES SLIDESPORTS														
1 -	79.0	27.530	87.5	20.068	92.9	1:53.605	8 -	54.542	82.8	25.813	<i>88.2</i>	19.562	91.8	1:39.917	
2 -	54.246	81.4	26.103	86.4	20.064	<i>93.5</i>	1:40.413	9 -	52.943	83.4	26.057	86.5	19.800	91.7	1:38.800
3 -	53.799	81.8	25.905	87.3	19.690	<i>93.5</i>	1:39.394	10 -	52.970	82.2	26.176	86.7	19.678	91.5	1:38.824
4 -	51.560	84.8	25.512	86.7	19.539	93.1	1:36.611	11 -	53.080	81.7	26.314	82.6	19.721	91.9	1:39.115
5 -	<i>50.986</i>	<i>85.1</i>	<i>25.468</i>	87.6	<i>19.329</i>	<i>93.5</i>	<i>1:35.783</i>	12 -	52.902	83.6	25.934	86.8	19.479	92.9	1:38.315
6 -	51.104	84.2	25.784	88.1	19.444	92.8	1:36.332	13 -	52.715	81.9	26.030	86.9	19.647	91.5	1:38.392
7 -	51.943	83.8	25.702	86.7	19.645	92.9	1:37.290								

Weather / Track : Bright / Dry

Rockingham Int. Sportscar
Circuit Length = 1.9400 miles
Start: 17:44 End: 18:06

Volkswagen Racing Cup with FUCHS Lubricants
RACE 11 - ROUND 10 - BEST SECTOR TIMES

SECTOR 1			SECTOR 2			SECTOR 3			IDEAL / BEST COMPARISON						
POS	NO	NAME	TIME	NO	NAME	TIME	NO	NAME	TIME	POS	NO	NAME	IDEAL	BEST	DIFF
1	53	CHAPLIN	48.123	8	MASON	24.664	53	CHAPLIN	18.664	1	53	CHAPLIN	1:31.489	1:31.558	0.069
2	13	FULBROOK	48.404	13	FULBROOK	24.676	13	FULBROOK	18.710	2	13	FULBROOK	1:31.790	1:32.024	0.234
3	8	MASON	48.498	53	CHAPLIN	24.702	6	BEAUMONT	18.715	3	8	MASON	1:31.994	1:32.021	0.027
4	69	WALKER	48.611	31	WILSON	24.845	69	WALKER	18.831	4	69	WALKER	1:32.353	1:32.455	0.102
5	6	BEAUMONT	48.749	69	WALKER	24.911	8	MASON	18.832	5	6	BEAUMONT	1:32.377	1:32.607	0.230
6	21	WALKER	48.951	6	BEAUMONT	24.913	31	WILSON	18.869	6	31	WILSON	1:32.712	1:33.115	0.403
7	31	WILSON	48.998	21	WALKER	25.003	38	WOOD	18.912	7	21	WALKER	1:32.970	1:33.036	0.066
8	4	WENHAM	49.112	7	SNAYLAM	25.022	7	SNAYLAM	18.972	8	4	WENHAM	1:33.252	1:33.330	0.078
9	48	MORGAN	49.209	51	ANDREWS	25.101	4	WENHAM	18.988	9	7	SNAYLAM	1:33.275	1:33.275	0.000
10	51	ANDREWS	49.258	38	WOOD	25.136	21	WALKER	19.016	10	48	MORGAN	1:33.518	1:33.641	0.123
11	7	SNAYLAM	49.281	48	MORGAN	25.140	24	MORRIS	19.122	11	51	ANDREWS	1:33.662	1:34.134	0.472
12	33	ELLIOTT	49.575	10	HOWARD	25.147	48	MORGAN	19.169	12	38	WOOD	1:33.838	1:34.006	0.168
13	10	HOWARD	49.594	4	WENHAM	25.152	33	ELLIOTT	19.230	13	10	HOWARD	1:34.109	1:34.109	0.000
14	24	MORRIS	49.697	33	ELLIOTT	25.395	51	ANDREWS	19.303	14	33	ELLIOTT	1:34.200	1:34.441	0.241
15	38	WOOD	49.790	24	MORRIS	25.425	99	CLYNES	19.329	15	24	MORRIS	1:34.244	1:34.500	0.256
16	44	RILEY	50.541	99	CLYNES	25.468	10	HOWARD	19.368	16	99	CLYNES	1:35.783	1:35.783	0.000
17	99	CLYNES	50.986	44	RILEY	25.687	44	RILEY	19.662	17	44	RILEY	1:35.890	1:35.980	0.090
18	11	DORRELL	51.958	11	DORRELL	26.307	11	DORRELL	19.854	18	11	DORRELL	1:38.119	1:38.239	0.120
												Perfect Lap		1:31.451	

Weather / Track : Bright / Dry

Rockingham Int. Sportscar
 Circuit Length = 1.9400 miles
 Start: 17:44 End: 18:06

Volkswagen Racing Cup with FUCHS Lubricants
RACE 11 - ROUND 10 - SPEED TRAPS

SECTOR 1				SECTOR 2			FINISH LINE			
POS	NO	NAME	MPH	NO	NAME	MPH	NO	NAME	MPH	
1	13	Joe FULBROOK	91.6	13	Joe FULBROOK	91.8	13	Joe FULBROOK	100.5	
2	53	Steve CHAPLIN	91.4	6	Nick BEAUMONT	91.1	38	Steve WOOD	98.8	
3	8	Aaron MASON	91.2	38	Steve WOOD	90.8	6	Nick BEAUMONT	98.4	
4	31	Thomas WILSON	90.4	31	Thomas WILSON	90.2	53	Steve CHAPLIN	98.1	
5	7	Tim SNAYLAM	90.0	53	Steve CHAPLIN	90.1	31	Thomas WILSON	97.8	
6	6	Nick BEAUMONT	89.6	8	Aaron MASON	89.7	7	Tim SNAYLAM	97.5	
7	48	Richard MORGAN	89.2	51	Simon ANDREWS	89.6	8	Aaron MASON	97.4	
8	38	Steve WOOD	89.1	7	Tim SNAYLAM	89.0	48	Richard MORGAN	96.3	
9	10	Mark HOWARD	89.0	48	Richard MORGAN	88.9	4	Zoe WENHAM	95.9	
10	51	Simon ANDREWS	88.5	4	Zoe WENHAM	88.5	21	Richard WALKER	95.7	
11	4	Zoe WENHAM	88.4	21	Richard WALKER	88.5	33	Simon ELLIOTT	95.7	
12	24	Phillip MORRIS	88.3	99	Mark CLYNES	88.2	51	Simon ANDREWS	95.5	
13	69	James WALKER	88.3	10	Mark HOWARD	88.0	10	Mark HOWARD	94.8	
14	33	Simon ELLIOTT	88.1	24	Phillip MORRIS	87.5	11	Steve DORRELL	94.6	
15	21	Richard WALKER	87.6	44	Robin RILEY	87.3	24	Phillip MORRIS	94.4	
16	44	Robin RILEY	86.0	33	Simon ELLIOTT	87.2	69	James WALKER	94.4	
17	99	Mark CLYNES	85.1	11	Steve DORRELL	86.5	44	Robin RILEY	94.0	
18	11	Steve DORRELL	83.9	69	James WALKER	86.3	99	Mark CLYNES	93.5	

Weather / Track : Bright / Dry

Rockingham Int. Sportscar
 Circuit Length = 1.9400 miles
 Start: 17:44 End: 18:06

Volkswagen Racing Cup with FUCHS Lubricants

RACE 11 - ROUND 10 - POSITION CHART

No	Name	Laps Pos	1	2	3	4	5	6	7	8	9	10	11	12	13
			13	Joe FULBROOK	1	13	13	53	53	53	53	53	53	53	53
53	Steve CHAPLIN	2	53	53	13	13	13	13	13	13	13	13	13	13	13
8	Aaron MASON	3	8	8	8	8	8	8	8	8	8	8	8	8	8
6	Nick BEAUMONT	4	6	6	69	69	69	69	69	69	69	69	69	6	6
69	James WALKER	5	69	69	6	6	6	6	6	6	6	6	6	69	69
21	Richard WALKER	6	21	21	21	21	21	21	21	21	21	21	21	21	21
38	Steve WOOD	7	38	38	38	38	31	31	31	31	31	31	31	4	4
31	Thomas WILSON	8	31	31	31	31	4	4	4	4	4	4	4	31	48
4	Zoe WENHAM	9	4	4	4	4	38	38	38	48	48	48	48	48	24
24	Philip MORRIS	10	24	7	7	7	7	7	7	24	24	24	24	24	51
51	Simon ANDREWS	11	51	24	24	48	48	48	48	51	51	51	51	51	33
33	Simon ELLIOTT	12	33	33	48	24	24	24	24	33	33	33	33	33	10
7	Tim SNAYLAM	13	7	51	33	33	51	51	51	10	10	10	10	10	31
48	Richard MORGAN	14	48	48	51	51	33	33	33	99	99	99	99	99	99
10	Mark HOWARD	15	10	10	10	10	10	10	10	44	44	44	44	44	44
44	Robin RILEY	16	44	44	99	99	99	99	99	11	11	11	11	11	11
99	Mark CLYNES	17	99	99	44	44	44	44	44						
11	Steve DORRELL	18	11	11	11	11	11	11	11						

Weather / Track : Bright / Dry

Rockingham Int. Sportscar
 Circuit Length = 1.9400 miles
 Start: 17:44 End: 18:06