



# VOLKSWAGEN RACING CUP

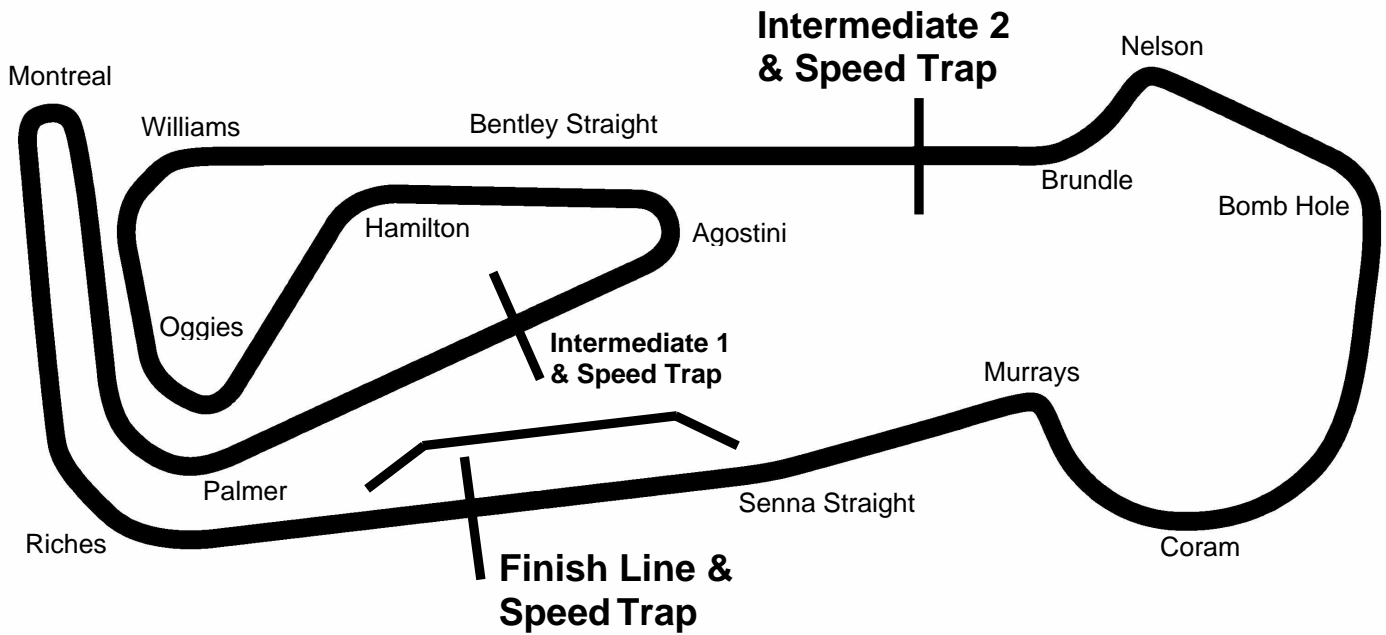
Round 3 & 4  
Snetterton 300

14th & 15th May 2011



Results Provided by Timing Solutions Ltd  
[www.tsl-timing.com](http://www.tsl-timing.com)

# SNETTERTON 300



Circuit Length:	2.969 miles / 4778.5 metres
Intermediate 1:	1545 metres
Intermediate 2:	3198 metres
Pit In:	4572 metres
Pit Out:	40 metres after Finish Line
Pit In – Pit Out	246 metres, @ 60kph = 14.7 seconds, @ 80kph = 11 seconds

# Volkswagen Racing Cup

## QUALIFYING - RACE 2 - ROUND 3 - CLASSIFICATION

POS	NO	CL	NAME	ENTRY	TIME	ON	LAPS	GAP	DIFF	MPH
1	38		Steve WOOD	Golf Mk5 Gti -	2:09.216	8	8			82.71
2	53		Steve CHAPLIN	Beetle 3.2 Rsi - Complete Utilities	2:09.711	7	7	0.495	0.495	82.39
3	13		Joe FULBROOK	Bora 1.8T - Warranty Direct Racing	2:10.252	7	9	1.036	0.541	82.05
4	8		Aaron MASON	Golf Mk5 Gti - Comline / AWM	2:11.152	2	8	1.936	0.900	81.49
5	69		James WALKER	Golf Mk5 Gti - Kpm Racing	2:11.502	9	9	2.286	0.350	81.27
6	21		Richard WALKER	Golf Mk5 Gti - KPM Racing	2:11.928	5	8	2.712	0.426	81.01
7	4		Zoe WENHAM	Golf Mk5 Gti - Slidesports	2:12.357	6	7	3.141	0.429	80.75
8	32		Kieran GRIFFIN	Scirocco 2.0 R - Addison Lee / Slidesports	2:12.384	9	9	3.168	0.027	80.73
9	7		Tim SNAYLAM	Golf Mk5 Gti - Allied Nippon	2:12.508	8	8	3.292	0.124	80.65
10	92		Martyn WALSH	Golf Mk5 Gti - AWM	2:13.261	7	8	4.045	0.753	80.20
11	31		Thomas WILSON	Golf Mk5 Gti -	2:13.307	9	9	4.091	0.046	80.17
12	50		Peter LETTINGA	Golf Mk5 Gti - KPM Racing	2:13.754	3	7	4.538	0.447	79.90
13	10		Mark HOWARD	Golf Mk5 Gti - KPM Racing	2:14.989	8	9	5.773	1.235	79.17
14	9		Peter WYHINNY	Seat 2.0 Cupra R - Volkswagen Racing UK	2:16.018	8	9	6.802	1.029	78.57
15	33		Simon ELLIOTT	Caddy Van Racer - Volkswagen Racing UK	2:17.073	9	9	7.857	1.055	77.97
16	48		Richard MORGAN	Golf Mk5 Gti -	2:17.180	8	9	7.964	0.107	77.91
17	51		Simon ANDREWS	Golf Mk5 Gti -	2:17.308	7	8	8.092	0.128	77.84
18	99		Mark CLYNES	Golf Mk5 Gti - Slidesports	2:17.483	5	9	8.267	0.175	77.74
19	24		Philip MORRIS	Golf Mk5 Gti - KPM Racing	2:17.575	7	8	8.359	0.092	77.68
20	44		Robin RILEY	Beetle 3.2 Rsi -	2:17.823	8	8	8.607	0.248	77.54
21	34		Paul WYHINNY	Jetta 2.0 Sport - Jetta 2.0 Sport	2:29.161	7	8	19.945	11.338	71.65

Snetterton 300

Circuit Length = 2.9689 miles

Start: 11:24 End: 11:47

Weather / Track : Cloudy / Dry

These results are provisional until the conclusion of any judicial and technical matters.

Clerk of Course :		Timekeeper :
-------------------	--	--------------

# Volkswagen Racing Cup

## QUALIFYING - RACE 2 - ROUND 3 - SECTOR ANALYSIS

<b>4</b>	<b>Zoe WENHAM</b>					<b>Slidesports</b>									
1 -	Out 97.1	50.328	114.5	46.534	101.8	2:26.797	5 -	50.896	73.9	1:01.978	80.1	59.402	95.1	2:52.276	
2 -	42.652	103.1	47.690	119.6	45.640	103.4	2:15.982	6 -	41.632	<b>104.7</b>	<b>46.889</b>	<b>122.5</b>	<b>43.836</b>	104.0	<b>2:12.357</b>
3 -	42.948	103.6	47.857	118.4	44.865	102.3	2:15.670	7 -	<b>41.442</b>	104.4	47.140	121.8	44.195	102.9	2:12.777
4 -	41.996	103.6	47.065	120.9	44.338	<b>104.5</b>	2:13.399								
<b>7</b>	<b>Tim SNAYLAM</b>					<b>Allied Nippon</b>									
1 -	42.122	105.4	47.869	122.2	45.199	109.1	2:15.190	5 -	41.826	106.7	46.696	125.4	44.557	106.4	2:13.079
2 -	42.190	107.4	<b>46.399</b>	125.4	44.607	107.9	2:13.196	6 -	41.636	<b>108.8</b>	47.169	123.1	46.239	106.5	2:15.044
3 -	41.892	107.9	46.952	124.5	44.532	107.0	2:13.376	7 -	42.641	103.1	46.876	125.4	44.988	107.4	2:14.505
4 -	41.752	107.4	46.528	<b>126.1</b>	44.525	108.4	2:12.805	8 -	<b>41.537</b>	106.4	46.975	124.7	<b>43.996</b>	<b>112.6</b>	<b>2:12.508</b>
<b>8</b>	<b>Aaron MASON</b>					<b>Comline / AWM</b>									
1 -	41.711	106.9	46.403	121.6	<b>43.623</b>	105.4	2:11.737	5 -	40.978	107.5	46.428	120.9	43.866	107.0	2:11.272
2 -	41.005	108.2	<b>46.190</b>	121.8	43.957	105.7	<b>2:11.152</b>	6 -	41.236	107.7	46.371	<b>122.5</b>	43.854	<b>107.5</b>	2:11.461
3 -	41.141	108.1	46.702	119.6	43.632	104.7	2:11.475	7 -	49.017	86.9	51.388	117.5	46.113	106.5	2:26.518
4 -	41.432	107.0	46.566	121.1	43.673	106.5	2:11.671	8 -	<b>40.740</b>	<b>108.4</b>	46.622	98.8	46.469	98.8	2:13.831
<b>9</b>	<b>Peter WYHINNY</b>					<b>Volkswagen Racing Uk</b>									
1 -	Out 82.1	53.558	98.1	51.674	87.2	2:39.992	6 -	43.228	101.2	50.536	118.6	46.026	<b>104.5</b>	2:19.790	
2 -	45.875	98.5	50.074	117.1	1:04.374	102.9	2:40.323	7 -	45.526	92.2	51.930	96.1	46.333	102.8	2:23.789
3 -	44.072	101.1	51.088	116.7	46.723	101.7	2:21.883	8 -	<b>42.426</b>	<b>104.2</b>	<b>48.398</b>	118.4	<b>45.194</b>	103.2	<b>2:16.018</b>
4 -	43.719	102.3	49.184	115.7	46.242	101.8	2:19.145	9 -	42.493	101.8	48.403	<b>119.0</b>	45.248	102.1	2:16.144
5 -	42.685	103.6	48.894	118.4	45.858	102.0	2:17.437								
<b>10</b>	<b>Mark HOWARD</b>					<b>KPM Racing</b>									
1 -	Out 84.7	53.531	107.4	50.514	101.8	2:37.715	6 -	42.385	102.0	47.639	120.1	In		2:55.420 P	
2 -	43.779	102.0	48.779	120.3	46.610	102.1	2:19.168	7 -	Out 103.4	<b>47.451</b>	<b>120.9</b>	45.485	<b>104.2</b>	2:18.003	
3 -	42.754	103.6	47.713	120.5	46.488	99.7	2:16.955	8 -	<b>42.314</b>	<b>104.0</b>	47.632	119.6	45.043	101.1	<b>2:14.989</b>
4 -	42.853	101.5	47.702	119.0	45.182	100.3	2:15.737	9 -	42.396	102.6	48.059	119.4	<b>44.840</b>	102.6	2:15.295
5 -	42.473	102.3	48.068	119.4	45.486	102.3	2:16.027								
<b>13</b>	<b>Joe FULBROOK</b>					<b>Warranty Direct Racing</b>									
1 -	Out 85.6	55.393	79.5	51.461	107.5	2:41.189	6 -	42.009	103.1	47.755	110.7	45.469	108.6	2:15.233	
2 -	44.239	99.4	48.286	112.6	45.971	108.6	2:18.496	7 -	41.051	108.8	46.074	126.9	<b>43.127</b>	109.3	<b>2:10.252</b>
3 -	41.876	105.8	46.875	125.7	44.031	108.8	2:12.782	8 -	<b>40.960</b>	<b>108.9</b>	49.028	94.7	49.684	108.8	2:19.672
4 -	41.377	108.8	46.266	<b>127.3</b>	43.773	<b>110.4</b>	2:11.416	9 -	41.194	108.2	<b>45.708</b>	127.1	43.351	109.5	2:10.253
5 -	41.503	105.0	46.424	125.2	43.347	109.3	2:11.274								
<b>21</b>	<b>Richard WALKER</b>					<b>KPM Racing</b>									
1 -	Out 84.0	54.670	102.3	50.216	104.4	2:36.972	5 -	41.614	103.9	<b>46.382</b>	120.3	<b>43.932</b>	<b>106.2</b>	<b>2:11.928</b>	
2 -	43.348	91.6	48.791	114.1	46.765	103.9	2:18.904	6 -	47.840	85.1	54.174	102.6	In		3:17.357 P
3 -	41.820	105.0	46.750	<b>121.1</b>	44.194	104.0	2:12.764	7 -	Out 70.6	55.725	96.3	49.420	104.0	2:38.547	
4 -	48.549	72.8	1:03.919	98.1	48.559	105.0	2:41.027	8 -	<b>41.129</b>	<b>105.4</b>	46.754	120.9	44.088	104.5	2:11.971
<b>24</b>	<b>Philip MORRIS</b>					<b>KPM Racing</b>									
1 -	Out 92.1	52.174	108.2	50.077	<b>102.9</b>	2:36.502	5 -	43.249	103.4	48.615	118.8	<b>45.821</b>	102.5	2:17.685	
2 -	44.591	103.4	48.833	<b>120.1</b>	46.488	<b>102.9</b>	2:19.912	6 -	44.817	103.2	48.606	116.9	47.219	101.4	2:20.642
3 -	<b>43.214</b>	<b>104.0</b>	48.342	119.6	46.165	100.8	2:17.721	7 -	43.519	103.2	<b>47.888</b>	119.0	46.168	101.8	<b>2:17.575</b>
4 -	49.152	101.2	50.464	119.6	46.463	102.6	2:26.079	8 -	44.110	103.4	49.905	118.4	46.651	101.5	2:20.666
<b>31</b>	<b>Thomas WILSON</b>														
1 -	Out 98.1	51.387	112.8	49.061	99.6	2:34.477	6 -	42.175	105.8	47.526	120.5	44.806	<b>105.8</b>	2:14.507	
2 -	46.668	97.5	51.229	113.7	47.703	104.5	2:25.600	7 -	42.063	<b>106.4</b>	47.736	120.9	44.925	105.2	2:14.724
3 -	43.165	106.2	47.997	120.3	52.504	95.9	2:23.666	8 -	41.940	<b>106.4</b>	47.140	<b>121.6</b>	44.647	104.7	2:13.727
4 -	46.684	101.2	48.477	120.7	46.194	103.9	2:21.355	9 -	<b>41.785</b>	<b>106.4</b>	<b>47.080</b>	119.6	<b>44.442</b>	98.7	<b>2:13.307</b>
5 -	42.386	105.8	47.705	120.5	45.783	105.2	2:15.874								
<b>32</b>	<b>Kieran GRIFFIN</b>					<b>Addison Lee / Slidesports</b>									
1 -	Out 85.1	51.482	109.8	49.636	105.0	2:33.620	6 -	41.665	106.9	47.037	117.7	44.100	106.0	2:12.802	
2 -	43.476	105.0	48.020	112.8	46.151	104.5	2:17.647	7 -	41.694	<b>107.2</b>	47.009	117.3	46.090	86.3	2:14.793

Snetterton 300

Circuit Length = 2.9689 miles

Start: 11:24 End: 11:47

Weather / Track : Cloudy / Dry

# Volkswagen Racing Cup

## QUALIFYING - RACE 2 - ROUND 3 - SECTOR ANALYSIS

3 -	42.450	105.7	47.583	117.3	45.429	105.2	2:15.462	8 -	45.991	97.1	51.181	110.9	46.261	105.5	2:23.433	
4 -	42.607	105.8	47.528	116.9	45.184	105.5	2:15.319	9 -	41.627	106.7	<b>46.845</b>	<b>117.9</b>	<b>43.912</b>	105.4	<b>2:12.384</b>	
5 -	<b>41.554</b>	106.9	46.938	116.9	45.326	<b>106.7</b>	2:13.818									
<b>33</b>	<b>Simon ELLIOTT</b>				Volkswagen Racing Uk											
1 -	Out	81.9	54.338	104.4	52.171	100.9	2:40.661	6 -	44.458	102.3	49.303	118.8	46.129	101.7	2:19.890	
2 -	45.139	99.4	50.336	118.8	47.994	100.3	2:23.469	7 -	42.956	102.1	48.615	117.5	46.005	100.6	2:17.576	
3 -	44.968	99.7	49.471	117.1	46.897	101.1	2:21.336	8 -	44.076	100.3	<b>48.391</b>	117.7	<b>45.445</b>	<b>102.3</b>	2:17.912	
4 -	43.109	101.5	49.011	117.1	46.501	101.8	2:18.621	9 -	<b>42.660</b>	<b>102.6</b>	48.631	<b>119.2</b>	45.782	101.7	<b>2:17.073</b>	
5 -	43.469	100.9	48.673	116.7	46.261	102.1	2:18.403									
<b>34</b>	<b>Paul WYHINNY</b>				Jetta 2.0 Sport											
1 -	Out	80.5	59.686	91.4	58.524	94.9	2:58.651	5 -	49.124	95.9	52.710	113.2	<b>49.256</b>	96.1	2:31.090	
2 -	52.047	77.0	53.971	107.7	51.486	96.8	2:37.504	6 -	<b>45.797</b>	<b>99.7</b>	51.506	112.8	1:04.970	92.4	2:42.273	
3 -	48.307	99.0	53.509	110.4	50.808	96.7	2:32.624	7 -	47.679	98.8	<b>51.020</b>	<b>113.4</b>	50.462	<b>97.1</b>	<b>2:29.161</b>	
4 -	46.559	99.4	53.628	113.2	49.641	93.9	2:29.828	8 -	47.447	98.5	52.714	104.4	49.958	91.8	2:30.119	
<b>38</b>	<b>Steve WOOD</b>															
1 -	Out	75.2	52.341	106.2	51.218	<b>108.6</b>	2:39.993	5 -	Out	96.7	49.924	123.1	47.784	107.9	2:23.920	
2 -	42.115	108.8	46.867	125.2	44.126	108.4	2:13.108	6 -	41.091	109.8	45.854	126.9	43.376	108.4	2:10.321	
3 -	41.298	<b>110.0</b>	46.088	<b>127.1</b>	43.471	107.7	2:10.857	7 -	45.440	104.0	51.748	111.1	46.788	107.0	2:23.976	
4 -	44.594	95.6	48.223	111.5	In		3:26.502 P	8 -	<b>40.959</b>	<b>110.0</b>	<b>45.413</b>	126.6	<b>42.844</b>	107.5	<b>2:09.216</b>	
<b>44</b>	<b>Robin RILEY</b>															
1 -	Out	91.4	56.687	93.7	54.034	102.3	2:46.201	5 -	44.264	101.5	48.643	117.5	47.490	102.5	2:20.397	
2 -	45.559	98.1	49.752	106.4	49.530	<b>103.4</b>	2:24.841	6 -	43.392	103.6	48.426	117.5	<b>47.286</b>	102.3	2:19.104	
3 -	45.081	103.2	48.731	<b>118.8</b>	47.778	102.8	2:21.590	7 -	45.837	88.4	57.756	78.5	49.646	103.2	2:33.239	
4 -	43.524	104.0	48.474	118.4	47.368	103.1	2:19.366	8 -	<b>42.532</b>	<b>104.4</b>	<b>47.938</b>	116.7	47.353	102.5	<b>2:17.823</b>	
<b>48</b>	<b>Richard MORGAN</b>															
1 -	Out	83.2	53.433	113.2	51.514	97.0	2:36.023	6 -	43.662	101.8	48.652	118.8	46.822	102.0	2:19.136	
2 -	46.473	97.7	51.188	116.5	59.818	98.4	2:37.479	7 -	43.091	<b>104.4</b>	<b>48.068</b>	119.0	46.370	<b>102.8</b>	2:17.529	
3 -	44.470	100.8	49.654	113.9	48.421	97.7	2:22.545	8 -	<b>42.902</b>	104.2	48.110	120.1	<b>46.168</b>	102.0	<b>2:17.180</b>	
4 -	44.562	101.8	49.690	118.8	46.958	100.9	2:21.210	9 -	43.066	103.7	48.464	<b>120.5</b>	46.200	98.0	2:17.730	
5 -	43.761	101.7	48.637	117.3	46.824	101.7	2:19.222									
<b>50</b>	<b>Peter LETTINGA</b>				KPM Racing											
1 -	Out	91.3	50.799	114.5	48.600	<b>106.7</b>	2:32.673	5 -	5:11.956	68.7	51.325	120.7	45.893	104.0	6:49.174	
2 -	42.859	102.6	47.641	120.7	45.818	106.2	2:16.318	6 -	42.180	105.5	47.109	117.9	44.720	104.4	2:14.009	
3 -	42.164	<b>106.5</b>	46.958	121.4	<b>44.632</b>	104.7	<b>2:13.754</b>	7 -	<b>42.099</b>	104.4	<b>46.702</b>	<b>121.6</b>	45.259	100.6	2:14.060	
4 -	42.674	101.1	47.596	113.7	46.698	69.8	2:16.968									
<b>51</b>	<b>Simon ANDREWS</b>															
1 -	Out	91.9	54.982	107.2	50.161	103.9	2:37.866	5 -	44.576	99.3	49.593	101.4	51.148	90.0	2:25.317	
2 -	47.914	96.6	50.474	106.5	49.627	103.1	2:28.015	6 -	45.630	95.9	48.614	109.5	47.621	<b>104.7</b>	2:21.865	
3 -	44.612	98.1	49.432	117.1	46.133	103.2	2:20.177	7 -	<b>43.168</b>	102.1	48.579	<b>118.6</b>	<b>45.561</b>	103.1	<b>2:17.308</b>	
4 -	43.525	102.3	48.358	<b>118.6</b>	46.815	102.9	2:18.698	8 -	43.419	<b>103.6</b>	<b>48.120</b>	118.1	45.833	102.1	2:17.372	
<b>53</b>	<b>Steve CHAPLIN</b>				Complete Utilities											
1 -	Out	94.3	49.085	122.9	46.110	104.9	2:24.035	5 -	40.944	107.7	46.839	125.2	43.711	108.1	2:11.494	
2 -	41.427	106.7	46.838	124.5	44.604	105.4	2:12.869	6 -	<b>40.715</b>	108.2	46.177	125.0	43.265	<b>109.3</b>	2:10.157	
3 -	40.926	108.2	46.525	122.9	43.676	106.0	2:11.127	7 -	40.732	106.9	<b>46.015</b>	<b>125.7</b>	<b>42.964</b>	107.7	<b>2:09.711</b>	
4 -	41.001	<b>108.4</b>	46.571	125.4	43.731	106.2	2:11.303									
<b>69</b>	<b>James WALKER</b>				Kpm Racing											
1 -	Out	89.7	50.095	118.4	46.118	102.9	2:26.160	6 -	42.126	102.5	46.824	119.4	In		2:49.519 P	
2 -	43.793	105.2	47.052	<b>120.7</b>	44.216	103.2	2:15.061	7 -	Out	67.6	55.731	108.1	47.003	103.6	2:29.301	
3 -	41.739	105.8	47.173	118.8	44.194	102.0	2:13.106	8 -	<b>41.304</b>	105.8	47.134	119.2	43.902	102.8	2:12.340	
4 -	41.697	<b>106.4</b>	46.737	118.8	44.111	103.1	2:12.545	9 -	41.510	105.7	<b>46.369</b>	119.8	<b>43.623</b>	<b>104.2</b>	<b>2:11.502</b>	
5 -	41.623	102.9	46.584	119.4	43.699	102.6	2:11.906									

Weather / Track : Cloudy / Dry

Snetterton 300  
Circuit Length = 2.9689 miles  
Start: 11:24 End: 11:47

# Volkswagen Racing Cup

## QUALIFYING - RACE 2 - ROUND 3 - SECTOR ANALYSIS

<b>92</b>		<b>Martyn WALSH</b>				<b>AWM</b>									
1 -	43.045	102.3	48.284	119.6	45.866	102.3	2:17.195	5 -	48.116	84.9	51.952	102.1	47.303	102.5	2:27.371
2 -	42.318	103.7	47.920	118.8	45.099	102.0	2:15.337	6 -	42.380	102.1	48.219	119.6	45.570	101.5	2:16.169
3 -	42.318	103.7	47.652	119.0	44.697	102.5	2:14.667	7 -	<i>41.866</i>	<i>106.0</i>	<i>47.235</i>	119.0	<i>44.160</i>	<i>103.4</i>	<b>2:13.261</b>
4 -	42.064	104.9	47.353	<i>120.7</i>	44.605	103.1	2:14.022	8 -	41.955	103.4	47.524	119.8	44.431	102.5	2:13.910
<b>99</b>		<b>Mark CLYNES</b>				<b>Slidesports</b>									
1 -	Out	81.0	57.719	106.0	53.246	102.1	2:44.520	6 -	<i>42.926</i>	102.0	49.362	115.7	46.433	102.0	2:18.721
2 -	45.732	100.2	50.497	111.7	49.774	<i>102.5</i>	2:26.003	7 -	43.103	100.8	48.329	116.1	46.152	101.2	2:17.584
3 -	44.161	99.3	49.060	117.3	47.354	102.0	2:20.575	8 -	43.417	<i>102.8</i>	<i>48.104</i>	115.7	46.596	101.2	2:18.117
4 -	43.899	101.5	48.368	116.3	46.402	<i>102.5</i>	2:18.669	9 -	43.127	101.2	48.224	<i>117.7</i>	46.287	101.4	2:17.638
5 -	43.120	100.8	48.520	<i>117.7</i>	<i>45.843</i>	102.3	<b>2:17.483</b>								

Weather / Track : Cloudy / Dry

Snetterton 300  
 Circuit Length = 2.9689 miles  
 Start: 11:24 End: 11:47

# Volkswagen Racing Cup

## QUALIFYING - RACE 2 - ROUND 3 - BEST SECTOR TIMES

SECTOR 1				SECTOR 2				SECTOR 3				IDEAL / BEST COMPARISON			
POS	NO	NAME	TIME	NO	NAME	TIME	NO	NAME	TIME	POS	NO	NAME	IDEAL	BEST	DIFF
1	53	CHAPLIN	40.715	38	WOOD	45.413	38	WOOD	42.844	1	38	WOOD	2:09.216	2:09.216	0.000
2	8	MASON	40.740	13	FULBROOK	45.708	53	CHAPLIN	42.964	2	53	CHAPLIN	2:09.694	2:09.711	0.017
3	38	WOOD	40.959	53	CHAPLIN	46.015	13	FULBROOK	43.127	3	13	FULBROOK	2:09.795	2:10.252	0.457
4	13	FULBROOK	40.960	8	MASON	46.190	8	MASON	43.623	4	8	MASON	2:10.553	2:11.152	0.599
5	21	WALKER	41.129	69	WALKER	46.369	69	WALKER	43.623	5	69	WALKER	2:11.296	2:11.502	0.206
6	69	WALKER	41.304	21	WALKER	46.382	4	WENHAM	43.836	6	21	WALKER	2:11.443	2:11.928	0.485
7	4	WENHAM	41.442	7	SNAYLAM	46.399	32	GRIFFIN	43.912	7	7	SNAYLAM	2:11.932	2:12.508	0.576
8	7	SNAYLAM	41.537	50	LETTINGA	46.702	21	WALKER	43.932	8	4	WENHAM	2:12.167	2:12.357	0.190
9	32	GRIFFIN	41.554	32	GRIFFIN	46.845	7	SNAYLAM	43.996	9	32	GRIFFIN	2:12.311	2:12.384	0.073
10	31	WILSON	41.785	4	WENHAM	46.889	92	WALSH	44.160	10	92	WALSH	2:13.261	2:13.261	0.000
11	92	WALSH	41.866	31	WILSON	47.080	31	WILSON	44.442	11	31	WILSON	2:13.307	2:13.307	0.000
12	50	LETTINGA	42.099	92	WALSH	47.235	50	LETTINGA	44.632	12	50	LETTINGA	2:13.433	2:13.754	0.321
13	10	HOWARD	42.314	10	HOWARD	47.451	10	HOWARD	44.840	13	10	HOWARD	2:14.605	2:14.989	0.384
14	9	WYHINNY	42.426	24	MORRIS	47.888	9	WYHINNY	45.194	14	9	WYHINNY	2:16.018	2:16.018	0.000
15	44	RILEY	42.532	44	RILEY	47.938	33	ELLIOTT	45.445	15	33	ELLIOTT	2:16.496	2:17.073	0.577
16	33	ELLIOTT	42.660	48	MORGAN	48.068	51	ANDREWS	45.561	16	51	ANDREWS	2:16.849	2:17.308	0.459
17	48	MORGAN	42.902	99	CLYNES	48.104	24	MORRIS	45.821	17	99	CLYNES	2:16.873	2:17.483	0.610
18	99	CLYNES	42.926	51	ANDREWS	48.120	99	CLYNES	45.843	18	24	MORRIS	2:16.923	2:17.575	0.652
19	51	ANDREWS	43.168	33	ELLIOTT	48.391	48	MORGAN	46.168	19	48	MORGAN	2:17.138	2:17.180	0.042
20	24	MORRIS	43.214	9	WYHINNY	48.398	44	RILEY	47.286	20	44	RILEY	2:17.756	2:17.823	0.067
21	34	WYHINNY	45.797	34	WYHINNY	51.020	34	WYHINNY	49.256	21	34	WYHINNY	2:26.073	2:29.161	3.088
													<b>Perfect Lap</b>		<b>2:08.972</b>

Weather / Track : Cloudy / Dry

Snetterton 300  
Circuit Length = 2.9689 miles  
Start: 11:24 End: 11:47

**Volkswagen Racing Cup**  
**QUALIFYING - RACE 2 - ROUND 3 - SPEED TRAPS**


SECTOR 1				SECTOR 2			FINISH LINE			
POS	NO	NAME	MPH	NO	NAME	MPH	NO	NAME	MPH	
1	38	Steve WOOD	110.0	13	Joe FULBROOK	127.3	7	Tim SNAYLAM	112.6	
2	13	Joe FULBROOK	108.9	38	Steve WOOD	127.1	13	Joe FULBROOK	110.4	
3	7	Tim SNAYLAM	108.8	7	Tim SNAYLAM	126.1	53	Steve CHAPLIN	109.3	
4	8	Aaron MASON	108.4	53	Steve CHAPLIN	125.7	38	Steve WOOD	108.6	
5	53	Steve CHAPLIN	108.4	4	Zoe WENHAM	122.5	8	Aaron MASON	107.5	
6	32	Kieran GRIFFIN	107.2	8	Aaron MASON	122.5	32	Kieran GRIFFIN	106.7	
7	50	Peter LETTINGA	106.5	31	Thomas WILSON	121.6	50	Peter LETTINGA	106.7	
8	31	Thomas WILSON	106.4	50	Peter LETTINGA	121.6	21	Richard WALKER	106.2	
9	69	James WALKER	106.4	21	Richard WALKER	121.1	31	Thomas WILSON	105.8	
10	92	Martyn WALSH	106.0	10	Mark HOWARD	120.9	51	Simon ANDREWS	104.7	
11	21	Richard WALKER	105.4	69	James WALKER	120.7	4	Zoe WENHAM	104.5	
12	4	Zoe WENHAM	104.7	48	Richard MORGAN	120.5	9	Peter WYHINNY	104.5	
13	44	Robin RILEY	104.4	24	Philip MORRIS	120.1	10	Mark HOWARD	104.2	
14	48	Richard MORGAN	104.4	92	Martyn WALSH	120.1	69	James WALKER	104.2	
15	9	Peter WYHINNY	104.2	33	Simon ELLIOTT	119.2	44	Robin RILEY	103.4	
16	10	Mark HOWARD	104.0	9	Peter WYHINNY	119.0	92	Martyn WALSH	103.4	
17	24	Philip MORRIS	104.0	44	Robin RILEY	118.8	24	Philip MORRIS	102.9	
18	51	Simon ANDREWS	103.6	51	Simon ANDREWS	118.6	48	Richard MORGAN	102.8	
19	99	Mark CLYNES	102.8	32	Kieran GRIFFIN	117.9	99	Mark CLYNES	102.5	
20	33	Simon ELLIOTT	102.6	99	Mark CLYNES	117.7	33	Simon ELLIOTT	102.3	
21	34	Paul WYHINNY	99.7	34	Paul WYHINNY	113.4	34	Paul WYHINNY	97.1	

Weather / Track : Cloudy / Dry

Snetterton 300  
 Circuit Length = 2.9689 miles  
 Start: 11:24 End: 11:47

# Volkswagen Racing Cup

## RACE 2 - ROUND 3 - GRID

ROW 11	2:29.161 34 Paul WYHINNY		
ROW 10		2:17.575 24 Philip MORRIS	2:17.823 44 Robin RILEY
ROW 9	2:17.308 51 Simon ANDREWS		2:17.483 99 Mark CLYNES
ROW 8		2:17.073 33 Simon ELLIOTT	2:17.180 48 Richard MORGAN
ROW 7	2:14.989 10 Mark HOWARD		2:16.018 9 Peter WYHINNY
ROW 6		2:13.307 31 Thomas WILSON	2:13.754 50 Peter LETTINGA
ROW 5	2:12.508 7 Tim SNAYLAM		2:13.261 92 Martyn WALSH
ROW 4		2:12.357 4 Zoe WENHAM	2:12.384 32 Kieran GRIFFIN
ROW 3	2:11.502 69 James WALKER		2:11.928 21 Richard WALKER
ROW 2		2:10.252 13 Joe FULBROOK	2:11.152 8 Aaron MASON
ROW 1	2:09.216 38 Steve WOOD		2:09.711 53 Steve CHAPLIN
<b>Pole</b>			
			

Snetterton 300  
Circuit Length = 2.9689 miles

**These results are provisional until the conclusion of any judicial and technical matters.**

Clerk of Course :		Timekeeper :
-------------------	--	--------------

# Volkswagen Racing Cup

## RACE 2 - ROUND 3 - CLASSIFICATION

POS	NO	CL	NAME	ENTRY	LAPS	TIME	GAP	DIFF	MPH	BEST	ON
1	53		Steve CHAPLIN	Beetle 3.2 Rsi - Complete Utilities	10	22:05.785			80.61	2:10.753	8
2	38		Steve WOOD	Golf Mk5 Gti -	10	22:06.094	0.309	0.309	80.59	2:10.198	9
3	8		Aaron MASON	Golf Mk5 Gti - Comline / AWM	10	22:15.632	9.847	9.538	80.02	2:10.873	9
4	21		Richard WALKER	Golf Mk5 Gti - KPM Racing	10	22:18.362	12.577	2.730	79.85	2:11.631	8
5	69		James WALKER	Golf Mk5 Gti - Kpm Racing	10	22:20.884	15.099	2.522	79.70	2:12.038	5
6	50		Peter LETTINGA	Golf Mk5 Gti - KPM Racing	10	22:26.588	20.803	5.704	79.37	2:12.528	9
7	4		Zoe WENHAM	Golf Mk5 Gti - Slidesports	10	22:32.803	27.018	6.215	79.00	2:12.891	9
8	31		Thomas WILSON	Golf Mk5 Gti -	10	22:33.157	27.372	0.354	78.98	2:12.539	9
9	7		Tim SNAYLAM	Golf Mk5 Gti - Allied Nippon	10	22:50.758	44.973	17.601	77.97	2:11.599	5
10	10		Mark HOWARD	Golf Mk5 Gti - KPM Racing	10	22:54.560	48.775	3.802	77.75	2:14.575	3
11	33		Simon ELLIOTT	Caddy Van Racer - Volkswagen Racing Uk	10	23:09.794	1:04.009	15.234	76.90	2:16.892	3
12	99		Mark CLYNES	Golf Mk5 Gti - Slidesports	10	23:17.294	1:11.509	7.500	76.49	2:17.036	7
13	51		Simon ANDREWS	Golf Mk5 Gti -	10	23:17.540	1:11.755	0.246	76.47	2:17.385	6
14	24		Philip MORRIS	Golf Mk5 Gti - KPM Racing	10	23:26.080	1:20.295	8.540	76.01	2:17.558	9
15	9		Peter WYHINNY	Seat 2.0 Cupra R - Volkswagen Racing Uk	10	23:27.394	1:21.609	1.314	75.94	2:16.211	2
16	44		Robin RILEY	Beetle 3.2 Rsi -	10	23:27.467	1:21.682	0.073	75.93	2:16.842	8
17	34		Paul WYHINNY	Jetta 2.0 Sport - Jetta 2.0 Sport	10	24:05.133	1:59.348	37.666	73.95	2:21.543	9

### NOT CLASSIFIED

DNF	13		Joe FULBROOK	Bora 1.8T - Warranty Direct Racing	9	20:52.896	1 lap	1 lap	76.77	2:14.257	3
DNF	32		Kieran GRIFFIN	Scirocco 2.0 R - Addison Lee / Slidesports	0						
DNF	48		Richard MORGAN	Golf Mk5 Gti -	0						
DNF	92		Martyn WALSH	Golf Mk5 Gti - AWM	0						

### FASTEST LAP

	38		Steve WOOD	Golf Mk5 Gti -	9	2:10.198			82.09 mph	132.11 kph	
--	----	--	------------	----------------	---	----------	--	--	-----------	------------	--

Weather / Track : Cloudy / Dry

These results are provisional until the conclusion of any judicial and technical matters.

Snetterton 300

Circuit Length = 2.9689 miles

Start: 15:43 End: 16:07

Clerk of Course :

Timekeeper :

# Volkswagen Racing Cup

## RACE 2 - ROUND 3 - LAP CHART

Lap 1			Lap 2			Lap 3			Lap 4			Lap 5		
No	Behind	Laptime	No	Behind	Laptime	No	Behind	Laptime	No	Behind	Laptime	No	Behind	Laptime
53		2:21.415	53		2:12.875	53		2:12.120	53		2:12.133	53		2:12.260
38	2.057	2:23.472	38	0.622	2:11.440	38	0.201	2:11.699	38	0.165	2:12.097	38	1.672	2:13.767
69	4.145	2:25.560	21	5.398	2:13.894	21	6.587	2:13.309	21	6.793	2:12.339	21	7.090	2:12.557
21	4.379	2:25.794	7	5.847	2:14.013	7	7.008	2:13.281	7	7.933	2:13.058	7	7.272	2:11.599
7	4.709	2:26.124	69	6.349	2:15.079	69	7.715	2:13.486	69	8.349	2:12.767	8	7.802	2:11.098
50	5.425	2:26.840	50	7.095	2:14.545	50	8.286	2:13.311	8	8.964	2:11.975	69	8.127	2:12.038
4	5.819	2:27.234	8	9.517	2:14.910	8	9.122	2:11.725	50	10.078	2:13.925	50	11.444	2:13.626
13	5.923	2:27.338	13	9.572	2:16.524	13	11.709	2:14.257	4	13.255	2:13.554	4	14.415	2:13.420
9	6.977	2:28.392	4	9.612	2:16.668	4	11.834	2:14.342	31	15.022	2:14.833	31	15.971	2:13.209
8	7.482	2:28.897	9	10.313	2:16.211	31	12.322	2:14.060	13	15.224	2:15.648	13	22.222	2:19.258
31	7.799	2:29.214	31	10.382	2:15.458	9	14.711	2:16.518	10	22.055	2:18.827	10	25.441	2:15.646
33	8.838	2:30.253	10	12.906	2:15.754	10	15.361	2:14.575	33	25.516	2:18.200	33	30.709	2:17.453
51	9.942	2:31.357	33	14.677	2:18.714	33	19.449	2:16.892	9	28.187	2:25.609	51	34.534	2:17.691
10	10.027	2:31.442	51	17.203	2:20.136	51	23.046	2:17.963	51	29.103	2:18.190	99	35.351	2:17.601
99	12.220	2:33.635	99	18.255	2:18.910	99	24.030	2:17.895	99	30.010	2:18.113	24	41.654	2:19.811
24	12.864	2:34.279	24	18.781	2:18.792	24	27.232	2:20.571	24	34.103	2:19.004	9	42.002	2:26.075
34	17.422	2:38.837	44	25.648	2:20.301	44	34.612	2:21.084	44	42.763	2:20.284	44	49.187	2:18.684
44	18.222	2:39.637	34	29.141	2:24.594	34	39.984	2:22.963	34	51.337	2:23.486	34	1:02.984	2:23.907

Weather / Track : Cloudy / Dry

Snetterton 300  
 Circuit Length = 2.9689 miles  
 Start: 15:43 End: 16:07

**Volkswagen Racing Cup**  
**RACE 2 - ROUND 3 - LAP CHART**

Lap 6			Lap 7			Lap 8			Lap 9			Lap 10		
No	Behind	Laptime	No	Behind	Laptime	No	Behind	Laptime	No	Behind	Laptime	No	Behind	Laptime
53		2:11.608	53		2:10.950	53		2:10.753	53		2:10.753	53		2:10.918
38	0.796	2:10.732	38	0.277	2:10.431	38	0.863	2:11.339	38	0.308	2:10.198	38	0.309	2:10.919
8	7.788	2:11.594	8	8.046	2:11.208	8	8.424	2:11.131	8	8.544	2:10.873	8	9.847	2:12.221
21	7.854	2:12.372	21	8.643	2:11.739	21	9.521	2:11.631	21	10.899	2:12.131	21	12.577	2:12.596
7	8.060	2:12.396	69	9.768	2:12.038	69	11.341	2:12.326	69	12.886	2:12.298	69	15.099	2:13.131
69	8.680	2:12.161	50	14.544	2:12.842	50	16.337	2:12.546	50	18.112	2:12.528	50	20.803	2:13.609
50	12.652	2:12.816	4	18.049	2:13.077	4	20.840	2:13.544	4	22.978	2:12.891	4	27.018	2:14.958
4	15.922	2:13.115	31	19.564	2:13.271	31	22.152	2:13.341	31	23.938	2:12.539	31	27.372	2:14.352
31	17.243	2:12.880	7	32.599	2:35.489	7	35.241	2:13.395	7	37.832	2:13.344	7	44.973	2:18.059
10	29.800	2:15.967	10	34.223	2:15.373	10	38.236	2:14.766	10	43.267	2:15.784	10	48.775	2:16.426
13	31.625	2:21.011	13	42.350	2:21.675	33	50.012	2:17.150	33	56.539	2:17.280	33	1:04.009	2:18.388
33	37.507	2:18.406	33	43.615	2:17.058	13	50.293	2:18.696	13	58.029	2:18.489	99	1:11.509	2:18.930
51	40.311	2:17.385	51	47.063	2:17.702	51	55.246	2:18.936	51	1:03.250	2:18.757	51	1:11.755	2:19.423
99	41.325	2:17.582	99	47.411	2:17.036	99	55.570	2:18.912	99	1:03.497	2:18.680	24	1:20.295	2:18.422
9	48.321	2:17.927	24	58.126	2:18.519	9	1:04.999	2:16.429	24	1:12.791	2:17.558	9	1:21.609	2:18.126
24	50.557	2:20.511	9	59.323	2:21.952	24	1:05.986	2:18.613	44	1:13.569	2:17.401	44	1:21.682	2:19.031
44	54.643	2:17.064	44	1:00.832	2:17.139	44	1:06.921	2:16.842	9	1:14.401	2:20.155	34	1:59.348	2:21.978
34	1:14.630	2:23.254	34	1:26.394	2:22.714	34	1:37.498	2:21.857	34	1:48.288	2:21.543			

Weather / Track : Cloudy / Dry

Snetterton 300  
 Circuit Length = 2.9689 miles  
 Start: 15:43 End: 16:07

# Volkswagen Racing Cup

## RACE 2 - ROUND 3 - SECTOR ANALYSIS

<b>4</b>	<b>Zoe WENHAM</b>				<b>Slidesports</b>										
1 -	103.4	48.322	119.2	47.169	104.7	2:27.234	6 -	41.649	102.9	46.978	<b>122.5</b>	44.488	103.4	2:13.115	
2 -	42.693	103.6	48.015	113.6	45.960	104.9	2:16.668	7 -	41.677	103.2	47.155	121.8	44.245	103.4	2:13.077
3 -	42.891	<b>104.5</b>	46.889	121.6	44.562	<b>105.8</b>	2:14.342	8 -	<b>41.643</b>	103.7	47.128	120.7	44.773	102.9	2:13.544
4 -	42.312	104.2	47.087	121.6	<b>44.155</b>	104.4	2:13.554	9 -	41.765	103.9	<b>46.696</b>	120.7	44.430	104.0	<b>2:12.891</b>
5 -	41.813	102.5	46.910	121.8	44.697	104.9	2:13.420	10 -	42.939	103.4	47.429	121.8	44.590	103.7	2:14.958
<b>7</b>	<b>Tim SNAYLAM</b>				<b>Allied Nippon</b>										
1 -	108.1	46.466	127.1	47.894	108.4	2:26.124	6 -	42.621	<b>110.4</b>	<b>46.029</b>	124.3	43.746	107.5	2:12.396	
2 -	42.493	108.9	46.682	125.9	44.838	106.7	2:14.013	7 -	42.451	100.2	1:07.604	121.6	45.434	106.5	2:35.489
3 -	42.131	107.0	46.773	122.5	44.377	106.9	2:13.281	8 -	41.761	108.8	46.728	121.8	44.906	103.4	2:13.395
4 -	41.641	104.4	47.272	123.8	44.145	108.8	2:13.058	9 -	41.987	106.2	46.459	126.9	44.898	106.4	2:13.344
5 -	<b>41.185</b>	105.4	46.706	<b>127.6</b>	<b>43.708</b>	<b>108.9</b>	<b>2:11.599</b>	10 -	42.618	101.7	47.802	116.9	47.639	100.6	2:18.059
<b>8</b>	<b>Aaron MASON</b>				<b>Comline / AWM</b>										
1 -	103.1	47.763	124.0	51.989	107.9	2:28.897	6 -	41.836	106.0	46.102	125.0	43.656	107.4	2:11.594	
2 -	42.618	101.4	47.186	123.4	45.106	105.4	2:14.910	7 -	41.459	107.7	46.280	122.9	<b>43.469</b>	107.0	2:11.208
3 -	41.653	106.7	<b>46.078</b>	123.1	43.994	109.8	2:11.725	8 -	<b>40.883</b>	<b>108.2</b>	46.597	121.8	43.651	107.5	2:11.131
4 -	41.177	107.7	46.578	125.4	44.220	109.5	2:11.975	9 -	40.913	108.1	46.307	122.2	43.653	107.9	<b>2:10.873</b>
5 -	41.008	108.1	46.245	<b>125.7</b>	43.845	<b>110.2</b>	2:11.098	10 -	41.317	107.4	46.608	123.1	44.296	107.7	2:12.221
<b>9</b>	<b>Peter WYHINNY</b>				<b>Volkswagen Racing Uk</b>										
1 -	99.6	48.397	118.6	46.662	<b>105.4</b>	2:28.392	6 -	44.596	98.8	48.085	117.9	45.246	103.2	2:17.927	
2 -	42.799	99.0	47.704	119.0	45.708	104.2	<b>2:16.211</b>	7 -	42.628	103.2	54.478	119.0	44.846	103.6	2:21.952
3 -	42.894	100.0	48.369	117.7	45.255	104.2	2:16.518	8 -	43.000	99.1	48.067	<b>120.7</b>	45.362	103.6	2:16.429
4 -	<b>42.492</b>	103.4	<b>47.650</b>	120.3	55.467	103.4	2:25.609	9 -	42.846	<b>104.4</b>	52.515	119.0	<b>44.794</b>	104.0	2:20.155
5 -	50.953	80.7	49.178	117.1	45.944	104.9	2:26.075	10 -	43.588	94.4	48.716	114.5	45.822	103.2	2:18.126
<b>10</b>	<b>Mark HOWARD</b>				<b>KPM Racing</b>										
1 -	100.8	49.049	120.5	47.422	104.0	2:31.442	6 -	42.222	103.4	47.754	119.8	45.991	101.5	2:15.967	
2 -	42.704	102.9	48.149	119.8	<b>44.901</b>	103.6	2:15.754	7 -	42.254	103.2	47.564	121.1	45.555	102.6	2:15.373
3 -	<b>41.858</b>	103.1	47.160	122.2	45.557	<b>105.2</b>	<b>2:14.575</b>	8 -	42.511	<b>104.5</b>	<b>47.121</b>	119.6	45.134	103.1	2:14.766
4 -	42.046	102.6	47.558	<b>123.6</b>	49.223	103.1	2:18.827	9 -	42.284	103.4	48.039	116.7	45.461	102.3	2:15.784
5 -	42.011	103.6	48.175	119.2	45.460	102.9	2:15.646	10 -	42.344	104.0	48.250	116.5	45.832	101.7	2:16.426
<b>13</b>	<b>Joe FULBROOK</b>				<b>Warranty Direct Racing</b>										
1 -	105.8	47.561	<b>123.4</b>	50.257	101.7	2:27.338	6 -	44.223	100.9	49.506	106.4	47.282	98.5	2:21.011	
2 -	43.591	103.9	47.153	120.3	45.780	104.2	2:16.524	7 -	44.542	99.0	49.534	100.6	47.599	94.9	2:21.675
3 -	42.491	<b>106.2</b>	<b>46.841</b>	121.4	<b>44.925</b>	<b>105.7</b>	<b>2:14.257</b>	8 -	43.712	100.0	48.318	114.1	46.666	96.3	2:18.696
4 -	<b>42.293</b>	103.2	48.106	119.8	45.249	100.2	2:15.648	9 -	43.804	99.4	48.565	113.7	46.120	97.0	2:18.489
5 -	44.597	99.6	48.110	116.1	46.551	96.1	2:19.258								
<b>21</b>	<b>Richard WALKER</b>				<b>KPM Racing</b>										
1 -	101.8	47.510	117.5	47.658	<b>106.5</b>	2:25.794	6 -	41.993	105.0	<b>46.167</b>	122.5	44.212	104.9	2:12.372	
2 -	42.295	104.0	47.019	121.4	44.580	105.0	2:13.894	7 -	41.924	106.9	46.206	<b>123.8</b>	<b>43.609</b>	105.8	2:11.739
3 -	41.876	103.9	47.072	121.6	44.361	104.7	2:13.309	8 -	<b>41.039</b>	<b>107.0</b>	46.595	123.4	43.997	105.2	<b>2:11.631</b>
4 -	41.565	104.9	46.723	122.2	44.051	104.7	2:12.339	9 -	41.118	105.7	46.855	122.9	44.158	103.1	2:12.131
5 -	41.615	105.4	46.721	121.8	44.221	105.0	2:12.557	10 -	41.374	104.5	47.026	122.2	44.196	105.0	2:12.596
<b>24</b>	<b>Philip MORRIS</b>				<b>KPM Racing</b>										
1 -	95.6	50.056	120.9	46.316	<b>104.7</b>	2:34.279	6 -	45.206	94.3	48.919	120.3	46.386	102.3	2:20.511	
2 -	43.777	97.7	48.332	<b>121.4</b>	46.683	<b>104.7</b>	2:18.792	7 -	43.439	103.7	48.747	114.1	46.333	101.4	2:18.519
3 -	43.458	<b>103.9</b>	50.236	113.6	46.877	102.3	2:20.571	8 -	43.911	<b>103.9</b>	<b>48.023</b>	117.5	46.679	103.2	2:18.613
4 -	43.782	103.6	48.169	114.9	47.053	102.9	2:19.004	9 -	<b>43.192</b>	103.7	48.337	118.8	<b>46.029</b>	102.6	<b>2:17.558</b>
5 -	44.465	102.5	48.671	118.8	46.675	102.9	2:19.811	10 -	44.110	103.1	48.133	119.4	46.179	102.0	2:18.422
<b>31</b>	<b>Thomas WILSON</b>				<b>KPM Racing</b>										
1 -	102.3	49.386	109.1	47.330	<b>108.2</b>	2:29.214	6 -	41.885	105.4	46.735	<b>124.0</b>	44.260	107.0	2:12.880	
2 -	42.742	103.9	47.730	121.8	44.986	105.8	2:15.458	7 -	41.782	106.5	46.911	123.1	44.578	105.5	2:13.271
3 -	42.714	105.0	46.875	122.9	44.471	106.4	2:14.060	8 -	41.874	<b>106.7</b>	47.178	122.2	44.289	106.4	2:13.341
4 -	42.243	106.0	47.824	122.9	44.766	105.2	2:14.833	9 -	<b>41.742</b>	<b>106.7</b>	<b>46.686</b>	120.9	<b>44.111</b>	106.7	<b>2:12.539</b>

Weather / Track : Cloudy / Dry

Snetterton 300  
Circuit Length = 2.9689 miles  
Start: 15:43 End: 16:07

# Volkswagen Racing Cup

## RACE 2 - ROUND 3 - SECTOR ANALYSIS

5 -	42.030	105.8	46.842	122.5	44.337	106.7	2:13.209	10 -	42.277	105.7	47.329	120.9	44.746	107.2	2:14.352	
<b>32</b>	<b>Kieran GRIFFIN</b>							Addison Lee / Slidesports								
<b>33</b>	<b>Simon ELLIOTT</b>							Volkswagen Racing Uk								
1 -	103.1	49.053	<b>120.9</b>	46.708	<b>104.5</b>	2:30.253	6 -	42.961	101.7	48.796	118.8	46.649	99.9	2:18.406		
2 -	43.447	103.4	49.131	116.1	46.136	102.9	7 -	42.795	104.5	48.310	118.4	45.953	101.4	2:17.058		
3 -	42.739	104.0	<b>48.268</b>	117.9	45.885	102.8	8 -	42.786	104.5	48.571	118.4	45.793	97.3	2:17.150		
4 -	43.040	102.1	48.567	118.1	46.593	103.4	9 -	43.214	<b>104.9</b>	48.437	117.7	<b>45.629</b>	102.5	2:17.280		
5 -	<b>42.513</b>	104.7	49.020	116.1	45.920	102.6	10 -	42.976	100.8	48.863	113.7	46.549	103.4	2:18.388		
<b>34</b>	<b>Paul WYHINNY</b>							Jetta 2.0 Sport								
1 -	96.7	52.590	<b>114.3</b>	48.697	<b>98.4</b>	2:38.837	6 -	45.472	99.9	50.499	112.2	47.283	98.0	2:23.254		
2 -	45.582	99.4	50.469	113.2	48.543	<b>98.4</b>	7 -	44.812	100.3	50.389	112.8	47.513	96.6	2:22.714		
3 -	44.851	99.9	50.572	113.4	47.540	97.8	8 -	44.723	100.3	49.964	113.0	<b>47.170</b>	97.4	2:21.857		
4 -	44.974	100.3	50.604	113.0	47.908	97.8	9 -	<b>44.253</b>	99.7	<b>49.731</b>	113.0	47.559	97.0	<b>2:21.543</b>		
5 -	45.197	<b>100.6</b>	50.835	111.5	47.875	97.5	10 -	44.546	100.5	50.163	113.0	47.269	97.7	2:21.978		
<b>38</b>	<b>Steve WOOD</b>															
1 -	107.4	48.106	121.6	46.204	107.4	2:23.472	6 -	41.333	109.3	46.228	126.6	<b>43.171</b>	108.2	2:10.732		
2 -	41.513	109.1	46.120	126.1	43.807	108.8	7 -	40.977	110.0	46.198	125.4	43.256	110.0	2:10.431		
3 -	41.434	108.9	46.251	126.4	44.014	<b>110.2</b>	8 -	40.983	<b>111.1</b>	46.896	125.4	43.460	107.2	2:11.339		
4 -	41.440	109.3	47.146	<b>127.1</b>	43.511	107.5	9 -	<b>40.829</b>	110.2	<b>46.062</b>	126.6	43.307	108.8	<b>2:10.198</b>		
5 -	41.427	107.5	48.921	125.7	43.419	107.2	10 -	41.180	109.1	46.196	126.9	43.543	106.7	2:10.919		
<b>44</b>	<b>Robin RILEY</b>															
1 -	96.4	51.168	109.7	48.726	104.5	2:39.637	6 -	43.044	104.5	47.909	<b>119.2</b>	46.111	103.2	2:17.064		
2 -	44.183	103.2	48.023	115.9	48.095	101.5	7 -	43.030	<b>105.2</b>	<b>47.870</b>	118.4	46.239	103.7	2:17.139		
3 -	45.505	102.6	48.241	117.7	47.338	102.3	8 -	42.653	104.5	47.961	119.0	46.228	<b>104.7</b>	<b>2:16.842</b>		
4 -	43.361	104.0	49.374	112.0	47.549	103.2	9 -	<b>42.611</b>	102.0	48.833	118.8	<b>45.957</b>	104.5	2:17.401		
5 -	43.920	103.1	48.308	117.9	46.456	103.2	10 -	43.553	104.4	49.025	118.1	46.453	101.7	2:19.031		
<b>48</b>	<b>Richard MORGAN</b>															
<b>50</b>	<b>Peter LETTINGA</b>							KPM Racing								
1 -	102.3	48.502	122.2	46.857	106.7	2:26.840	6 -	41.944	104.9	46.648	<b>123.1</b>	44.224	105.2	2:12.816		
2 -	42.584	105.0	47.000	117.3	44.961	106.2	7 -	41.814	105.2	46.848	121.4	44.180	104.4	2:12.842		
3 -	42.169	105.0	<b>46.522</b>	119.6	44.620	<b>106.9</b>	8 -	41.699	<b>106.0</b>	46.714	121.4	<b>44.133</b>	104.5	2:12.546		
4 -	41.686	105.5	46.666	122.9	45.573	106.2	9 -	41.643	105.4	46.745	121.4	44.140	105.2	<b>2:12.528</b>		
5 -	<b>41.540</b>	105.5	47.382	119.4	44.704	105.5	10 -	42.112	104.5	47.006	121.4	44.491	105.0	2:13.609		
<b>51</b>	<b>Simon ANDREWS</b>															
1 -	100.0	48.941	117.9	48.199	103.4	2:31.357	6 -	<b>43.042</b>	<b>103.2</b>	48.356	<b>118.4</b>	45.987	102.8	<b>2:17.385</b>		
2 -	44.648	100.0	48.857	116.3	46.631	104.0	7 -	43.511	101.7	<b>48.127</b>	117.5	46.064	102.9	2:17.702		
3 -	43.850	101.1	48.181	116.3	45.932	104.4	8 -	43.268	102.1	49.037	116.5	46.631	102.8	2:18.936		
4 -	43.609	101.7	48.288	117.1	46.293	<b>104.7</b>	9 -	43.581	100.8	48.638	115.3	46.538	103.6	2:18.757		
5 -	43.722	99.7	48.165	117.3	<b>45.804</b>	103.9	10 -	43.355	98.3	48.778	114.1	47.290	102.0	2:19.423		
<b>53</b>	<b>Steve CHAPLIN</b>							Complete Utilities								
1 -	99.7	47.732	125.0	44.866	105.8	2:21.415	6 -	41.099	107.0	46.361	<b>125.2</b>	44.148	106.2	2:11.608		
2 -	41.472	106.9	46.795	124.5	44.608	106.0	7 -	<b>40.743</b>	107.7	46.326	125.0	43.881	105.4	2:10.950		
3 -	41.265	106.5	46.491	124.0	44.364	106.2	8 -	40.894	<b>108.4</b>	46.523	123.6	<b>43.336</b>	106.2	<b>2:10.753</b>		
4 -	40.896	107.5	46.492	124.5	44.745	<b>106.7</b>	9 -	40.865	107.0	<b>46.163</b>	124.3	43.725	106.2	2:10.753		
5 -	41.235	106.9	47.110	125.0	43.915	106.4	10 -	40.809	106.9	46.367	<b>125.2</b>	43.742	106.0	2:10.918		
<b>69</b>	<b>James WALKER</b>							Kpm Racing								
1 -	103.9	48.162	122.5	47.481	101.7	2:25.560	6 -	42.132	<b>105.5</b>	<b>46.463</b>	122.5	43.566	104.5	2:12.161		
2 -	43.091	102.9	47.306	122.0	44.682	104.2	7 -	<b>41.631</b>	103.1	46.668	121.6	43.739	102.5	2:12.038		
3 -	42.052	104.5	46.858	122.2	44.576	104.2	8 -	41.702	104.5	46.647	120.7	43.977	102.1	2:12.326		
4 -	41.656	104.2	46.853	<b>123.1</b>	44.258	104.0	9 -	41.699	104.0	46.603	120.1	43.996	102.9	2:12.298		

Weather / Track : Cloudy / Dry

Snetterton 300  
Circuit Length = 2.9689 miles  
Start: 15:43 End: 16:07

# Volkswagen Racing Cup

## RACE 2 - ROUND 3 - SECTOR ANALYSIS

5 -	42.018	104.9	46.508	122.0	<i>43.512</i>	<i>105.7</i>	<b>2:12.038</b>	10 -	41.635	103.9	46.655	120.9	44.841	101.8	2:13.131
-----	--------	-------	--------	-------	---------------	--------------	-----------------	------	--------	-------	--------	-------	--------	-------	----------

<b>92</b>	<b>Martyn WALSH</b>							<b>AWM</b>							
-----------	---------------------	--	--	--	--	--	--	------------	--	--	--	--	--	--	--

<b>99</b>	<b>Mark CLYNES</b>							<b>Slidesports</b>							
-----------	--------------------	--	--	--	--	--	--	--------------------	--	--	--	--	--	--	--

1 -		98.3	49.439	<i>118.4</i>	47.318	102.5	2:33.635	6 -	42.988	100.6	48.363	116.7	46.231	103.2	2:17.582
2 -	43.291	99.9	48.747	117.7	46.872	102.9	2:18.910	7 -	<i>42.857</i>	<i>100.9</i>	48.525	<i>118.4</i>	45.654	103.2	<b>2:17.036</b>
3 -	43.201	95.9	49.040	117.1	<i>45.654</i>	102.0	2:17.895	8 -	43.233	98.5	48.881	114.3	46.798	103.7	2:18.912
4 -	43.065	99.9	48.318	115.1	46.730	104.0	2:18.113	9 -	43.469	100.2	48.985	117.1	46.226	<i>104.5</i>	2:18.680
5 -	43.294	100.6	<i>48.268</i>	<i>118.4</i>	46.039	103.9	2:17.601	10 -	43.407	99.0	49.114	116.3	46.409	102.1	2:18.930

Weather / Track : Cloudy / Dry

Snetterton 300  
 Circuit Length = 2.9689 miles  
 Start: 15:43 End: 16:07

# Volkswagen Racing Cup

## RACE 2 - ROUND 3 - BEST SECTOR TIMES

SECTOR 1				SECTOR 2				SECTOR 3				IDEAL / BEST COMPARISON			
POS	NO	NAME	TIME	NO	NAME	TIME	NO	NAME	TIME	POS	NO	NAME	IDEAL	BEST	DIFF
1	53	CHAPLIN	40.743	7	SNAYLAM	46.029	38	WOOD	43.171	1	38	WOOD	2:10.062	2:10.198	0.136
2	38	WOOD	40.829	38	WOOD	46.062	53	CHAPLIN	43.336	2	53	CHAPLIN	2:10.242	2:10.753	0.511
3	8	MASON	40.883	8	MASON	46.078	8	MASON	43.469	3	8	MASON	2:10.430	2:10.873	0.443
4	21	WALKER	41.039	53	CHAPLIN	46.163	69	WALKER	43.512	4	21	WALKER	2:10.815	2:11.631	0.816
5	7	SNAYLAM	41.185	21	WALKER	46.167	21	WALKER	43.609	5	7	SNAYLAM	2:10.922	2:11.599	0.677
6	50	LETTINGA	41.540	69	WALKER	46.463	7	SNAYLAM	43.708	6	69	WALKER	2:11.606	2:12.038	0.432
7	69	WALKER	41.631	50	LETTINGA	46.522	31	WILSON	44.111	7	50	LETTINGA	2:12.195	2:12.528	0.333
8	4	WENHAM	41.643	31	WILSON	46.686	50	LETTINGA	44.133	8	4	WENHAM	2:12.494	2:12.891	0.397
9	31	WILSON	41.742	4	WENHAM	46.696	4	WENHAM	44.155	9	31	WILSON	2:12.539	2:12.539	0.000
10	10	HOWARD	41.858	13	FULBROOK	46.841	9	WYHINNY	44.794	10	10	HOWARD	2:13.880	2:14.575	0.695
11	13	FULBROOK	42.293	10	HOWARD	47.121	10	HOWARD	44.901	11	13	FULBROOK	2:14.059	2:14.257	0.198
12	9	WYHINNY	42.492	9	WYHINNY	47.650	13	FULBROOK	44.925	12	9	WYHINNY	2:14.936	2:16.211	1.275
13	33	ELLIOTT	42.513	44	RILEY	47.870	33	ELLIOTT	45.629	13	33	ELLIOTT	2:16.410	2:16.892	0.482
14	44	RILEY	42.611	24	MORRIS	48.023	99	CLYNES	45.654	14	44	RILEY	2:16.438	2:16.842	0.404
15	99	CLYNES	42.857	51	ANDREWS	48.127	51	ANDREWS	45.804	15	99	CLYNES	2:16.779	2:17.036	0.257
16	51	ANDREWS	43.042	33	ELLIOTT	48.268	44	RILEY	45.957	16	51	ANDREWS	2:16.973	2:17.385	0.412
17	24	MORRIS	43.192	99	CLYNES	48.268	24	MORRIS	46.029	17	24	MORRIS	2:17.244	2:17.558	0.314
18	34	WYHINNY	44.253	34	WYHINNY	49.731	34	WYHINNY	47.170	18	34	WYHINNY	2:21.154	2:21.543	0.389
												<b>Perfect Lap</b>	<b>2:09.943</b>		

Weather / Track : Cloudy / Dry

Snetterton 300  
Circuit Length = 2.9689 miles  
Start: 15:43 End: 16:07

# Volkswagen Racing Cup

## RACE 2 - ROUND 3 - SPEED TRAPS

SECTOR 1				SECTOR 2			FINISH LINE		
POS	NO	NAME	MPH	NO	NAME	MPH	NO	NAME	MPH
1	38	Steve WOOD	111.1	7	Tim SNAYLAM	127.6	8	Aaron MASON	110.2
2	7	Tim SNAYLAM	110.4	38	Steve WOOD	127.1	38	Steve WOOD	110.2
3	53	Steve CHAPLIN	108.4	8	Aaron MASON	125.7	7	Tim SNAYLAM	108.9
4	8	Aaron MASON	108.2	53	Steve CHAPLIN	125.2	31	Thomas WILSON	108.2
5	21	Richard WALKER	107.0	31	Thomas WILSON	124.0	50	Peter LETTINGA	106.9
6	31	Thomas WILSON	106.7	21	Richard WALKER	123.8	53	Steve CHAPLIN	106.7
7	13	Joe FULBROOK	106.2	10	Mark HOWARD	123.6	21	Richard WALKER	106.5
8	50	Peter LETTINGA	106.0	13	Joe FULBROOK	123.4	4	Zoe WENHAM	105.8
9	69	James WALKER	105.5	50	Peter LETTINGA	123.1	13	Joe FULBROOK	105.7
10	44	Robin RILEY	105.2	69	James WALKER	123.1	69	James WALKER	105.7
11	33	Simon ELLIOTT	104.9	4	Zoe WENHAM	122.5	9	Peter WYHINNY	105.4
12	4	Zoe WENHAM	104.5	24	Phillip MORRIS	121.4	10	Mark HOWARD	105.2
13	10	Mark HOWARD	104.5	33	Simon ELLIOTT	120.9	24	Phillip MORRIS	104.7
14	9	Peter WYHINNY	104.4	9	Peter WYHINNY	120.7	44	Robin RILEY	104.7
15	24	Phillip MORRIS	103.9	44	Robin RILEY	119.2	51	Simon ANDREWS	104.7
16	51	Simon ANDREWS	103.2	51	Simon ANDREWS	118.4	33	Simon ELLIOTT	104.5
17	99	Mark CLYNES	100.9	99	Mark CLYNES	118.4	99	Mark CLYNES	104.5
18	34	Paul WYHINNY	100.6	34	Paul WYHINNY	114.3	34	Paul WYHINNY	98.4

Weather / Track : Cloudy / Dry

Snetterton 300  
 Circuit Length = 2.9689 miles  
 Start: 15:43 End: 16:07

# Volkswagen Racing Cup

## RACE 2 - ROUND 3 - POSITION CHART


No	Name	Laps Pos	1	2	3	4	5	6	7	8	9	10
			53	Steve CHAPLIN	1	53	53	53	53	53	53	53
38	Steve WOOD	2	38	38	38	38	38	38	38	38	38	38
69	James WALKER	3	69	21	21	21	21	8	8	8	8	8
21	Richard WALKER	4	21	7	7	7	7	21	21	21	21	21
7	Tim SNAYLAM	5	7	69	69	69	8	7	69	69	69	69
50	Peter LETTINGA	6	50	50	50	8	69	69	50	50	50	50
4	Zoe WENHAM	7	4	8	8	50	50	50	4	4	4	4
13	Joe FULBROOK	8	13	13	13	4	4	4	31	31	31	31
9	Peter WYHINNY	9	9	4	4	31	31	31	7	7	7	7
8	Aaron MASON	10	8	9	31	13	13	10	10	10	10	10
31	Thomas WILSON	11	31	31	9	10	10	13	13	33	33	33
33	Simon ELLIOTT	12	33	10	10	33	33	33	33	13	13	99
51	Simon ANDREWS	13	51	33	33	9	51	51	51	51	51	51
10	Mark HOWARD	14	10	51	51	51	99	99	99	99	99	24
99	Mark CLYNES	15	99	99	99	99	24	9	24	9	24	9
24	Philip MORRIS	16	24	24	24	24	9	24	9	24	44	44
34	Paul WYHINNY	17	34	44	44	44	44	44	44	44	9	34
44	Robin RILEY	18	44	34	34	34	34	34	34	34	34	34

Weather / Track : Cloudy / Dry

Snetterton 300  
Circuit Length = 2.9689 miles  
Start: 15:43 End: 16:07

# Volkswagen Racing Cup

## RACE 8 - ROUND 4 - GRID

ROW 11	92	Martyn WALSH		
ROW 10		32	Kieran GRIFFIN	48
ROW 9	34	Paul WYHINNY	13	Joe FULBROOK
ROW 8		9	Peter WYHINNY	44
ROW 7	51	Simon ANDREWS	24	Philip MORRIS
ROW 6		33	Simon ELLIOTT	99
ROW 5	7	Tim SNAYLAM	10	Mark HOWARD
ROW 4		4	Zoe WENHAM	31
ROW 3	38	Steve WOOD	53	Steve CHAPLIN
ROW 2		21	Richard WALKER	8
ROW 1	50	Peter LETTINGA	69	James WALKER
<b>Pole</b>				
				

Snetterton 300  
Circuit Length = 2.9689 miles

**These results are provisional until the conclusion of any judicial and technical matters.**

Clerk of Course :		Timekeeper :
-------------------	--	--------------

# Volkswagen Racing Cup

## RACE 8 - ROUND 4 - CLASSIFICATION

POS	NO	CL	NAME	ENTRY	LAPS	TIME	GAP	DIFF	MPH	BEST	ON
1	8		<b>Aaron MASON</b>	Golf Mk5 Gti - Comline / AWM	10	21:57.702			81.11	2:09.933	9
2	53		<b>Steve CHAPLIN</b>	Beetle 3.2 Rsi - Complete Utilities	10	21:57.840	<b>0.138</b>	0.138	81.10	2:09.549	9
3	38		<b>Steve WOOD</b>	Golf Mk5 Gti -	10	22:09.360	<b>11.658</b>	11.520	80.40	2:10.155	8
4	21		<b>Richard WALKER</b>	Golf Mk5 Gti - KPM Racing	10	22:11.425	<b>13.723</b>	2.065	80.27	2:11.412	6
5	69		<b>James WALKER</b>	Golf Mk5 Gti - Kpm Racing	10	22:15.709	<b>18.007</b>	4.284	80.01	2:11.958	8
6	13		<b>Joe FULBROOK</b>	Bora 1.8T - Warranty Direct Racing	10	22:15.811	<b>18.109</b>	0.102	80.01	2:10.512	6
7	50		<b>Peter LETTINGA</b>	Golf Mk5 Gti - KPM Racing	10	22:31.423	<b>33.721</b>	15.612	79.08	2:12.949	9
8	32		<b>Kieran GRIFFIN</b>	Scirocco 2.0 R - Addison Lee / Slidesports	10	22:39.833	<b>42.131</b>	8.410	78.59	2:12.180	9
9	92		<b>Martyn WALSH</b>	Golf Mk5 Gti - AWM	10	22:42.011	<b>44.309</b>	2.178	78.47	2:12.762	9
10	10		<b>Mark HOWARD</b>	Golf Mk5 Gti - KPM Racing	10	22:42.392	<b>44.690</b>	0.381	78.45	2:12.419	9
11	9		<b>Peter WYHINNY</b>	Seat 2.0 Cupra R - Volkswagen Racing Uk	10	22:48.567	<b>50.865</b>	6.175	78.09	2:13.376	6
12	31		<b>Thomas WILSON</b>	Golf Mk5 Gti -	10	22:49.322	<b>51.620</b>	0.755	78.05	2:12.445	9
13	7		<b>Tim SNAYLAM</b>	Golf Mk5 Gti - Allied Nippon	10	22:49.525	<b>51.823</b>	0.203	78.04	2:12.927	8
14	33		<b>Simon ELLIOTT</b>	Caddy Van Racer - Volkswagen Racing Uk	10	23:16.234	<b>1:18.532</b>	26.709	76.54	2:16.352	8
15	51		<b>Simon ANDREWS</b>	Golf Mk5 Gti -	10	23:17.552	<b>1:19.850</b>	1.318	76.47	2:16.184	8
16	99		<b>Mark CLYNES</b>	Golf Mk5 Gti - Slidesports	10	23:19.741	<b>1:22.039</b>	2.189	76.35	2:15.385	7
17	44		<b>Robin RILEY</b>	Beetle 3.2 Rsi -	10	23:26.170	<b>1:28.468</b>	6.429	76.00	2:15.395	6
18	24		<b>Philip MORRIS</b>	Golf Mk5 Gti - KPM Racing	10	23:35.086	<b>1:37.384</b>	8.916	75.52	2:16.743	7
19	34		<b>Paul WYHINNY</b>	Jetta 2.0 Sport - Jetta 2.0 Sport	10	23:53.895	<b>1:56.193</b>	18.809	74.53	2:20.280	8

### NOT CLASSIFIED

DNC	4		<b>Zoe WENHAM</b>	Golf Mk5 Gti - Slidesports	7	22:45.295	<b>3 laps</b>	3 laps	54.79	2:13.831	5
-----	---	--	-------------------	----------------------------	---	-----------	---------------	--------	-------	----------	---

### FASTEST LAP

	53		<b>Steve CHAPLIN</b>	Beetle 3.2 Rsi - Complete Utilities	9	2:09.549			82.50 mph	132.77 kph	
--	----	--	----------------------	-------------------------------------	---	----------	--	--	-----------	------------	--

Car 10 - Transponder did not work

Weather / Track : Cloudy / Dry

These results are provisional until the conclusion of any judicial and technical matters.

Snetterton 300

Circuit Length = 2.9689 miles

Start: 12:09 End: 12:33

Clerk of Course :		Timekeeper :	
-------------------	--	--------------	--

**Volkswagen Racing Cup**  
**RACE 8 - ROUND 4 - LAP CHART**

Lap 1			Lap 2			Lap 3			Lap 4			Lap 5		
No	Behind	Laptime	No	Behind	Laptime	No	Behind	Laptime	No	Behind	Laptime	No	Behind	Laptime
8		2:19.508	8		2:11.870	8		2:10.881	53		2:10.842	8		2:10.565
21	0.853	2:20.361	53	0.972	2:10.972	53	0.082	2:09.991	8	0.265	2:11.189	38	2.507	2:11.081
53	1.870	2:21.378	38	2.098	2:11.299	38	1.910	2:10.693	38	2.256	2:11.270	53	2.748	2:13.578
38	2.669	2:22.177	21	2.185	2:13.202	21	3.960	2:12.656	21	4.994	2:11.958	21	5.821	2:11.657
69	2.736	2:22.244	69	3.919	2:13.053	69	5.327	2:12.289	69	6.446	2:12.043	69	7.583	2:11.967
50	3.892	2:23.400	50	5.933	2:13.911	50	8.947	2:13.895	50	12.427	2:14.404	13	12.995	2:11.228
9	11.380	2:30.888	13	12.041	2:12.445	13	12.457	2:11.297	13	12.597	2:11.064	4	3 LAPS	2:26.770
13	11.466	2:30.974	32	16.282	2:15.860	32	20.763	2:15.362	32	23.834	2:13.995	50	16.364	2:14.767
32	12.292	2:31.800	9	16.357	2:16.847	92	22.167	2:16.203	92	25.249	2:14.006	32	25.878	2:12.874
92	12.957	2:32.465	92	16.845	2:15.758	9	23.040	2:17.564	9	26.577	2:14.461	92	28.690	2:14.271
51	15.191	2:34.699	10	18.409	2:14.989	10	23.861	2:16.333	10	27.220	2:14.283	9	29.378	2:13.631
10	15.290	2:34.798	51	23.356	2:20.035	7	28.667	2:15.591	7	31.838	2:14.095	10	30.030	2:13.640
33	16.719	2:36.227	33	23.579	2:18.730	33	29.091	2:16.393	31	33.124	2:13.413	7	35.123	2:14.115
34	17.270	2:36.778	7	23.957	2:16.894	31	30.635	2:16.090	33	37.531	2:19.364	31	35.444	2:13.150
24	17.567	2:37.075	31	25.426	2:18.237	51	32.204	2:19.729	51	38.596	2:17.316	33	43.499	2:16.798
7	18.933	2:38.441	24	25.488	2:19.791	99	37.603	2:18.755	99	43.420	2:16.741	51	45.063	2:17.297
31	19.059	2:38.567	34	29.606	2:24.206	44	38.438	2:18.998	44	43.703	2:16.189	99	48.519	2:15.929
99	20.111	2:39.619	99	29.729	2:21.488	24	38.676	2:24.069	24	46.847	2:19.095	44	49.392	2:16.519
44	21.843	2:41.351	44	30.321	2:20.348	34	39.426	2:20.701	34	49.074	2:20.572	24	53.578	2:17.561
						4	2 LAPS	8:52.231 P				34	58.735	2:20.491

Car 10 - Transponder did not work

Weather / Track : Cloudy / Dry

Snetterton 300  
 Circuit Length = 2.9689 miles  
 Start: 12:09 End: 12:33

**Volkswagen Racing Cup**  
**RACE 8 - ROUND 4 - LAP CHART**

Lap 6			Lap 7			Lap 8			Lap 9			Lap 10		
No	Behind	Laptime	No	Behind	Laptime	No	Behind	Laptime	No	Behind	Laptime	No	Behind	Laptime
8		2:10.734	8		2:10.371	8		2:10.559	8		2:09.933	8		2:12.092
53	1.741	2:09.727	53	1.528	2:10.158	53	0.576	2:09.607	53	0.192	2:09.549	53	0.138	2:12.038
38	2.963	2:11.190	38	3.007	2:10.415	38	2.603	2:10.155	38	2.883	2:10.213	38	11.658	2:20.867
21	6.499	2:11.412	21	7.655	2:11.527	21	8.725	2:11.629	21	10.413	2:11.621	21	13.723	2:15.402
69	8.994	2:12.145	69	10.653	2:12.030	69	12.052	2:11.958	69	14.086	2:11.967	69	18.007	2:16.013
13	12.773	2:10.512	13	13.790	2:11.388	13	14.591	2:11.360	13	15.582	2:10.924	13	18.109	2:14.619
50	19.088	2:13.458	50	22.486	2:13.769	50	25.537	2:13.610	50	28.553	2:12.949	50	33.721	2:17.260
4	3 LAPS	2:16.819	4	3 LAPS	2:14.559	4	3 LAPS	2:13.831	4	3 LAPS	2:14.153	32	42.131	2:19.441
32	28.054	2:12.910	32	29.959	2:12.276	32	32.535	2:13.135	32	34.782	2:12.180	92	44.309	2:17.331
92	31.277	2:13.321	92	33.728	2:12.822	92	36.241	2:13.072	92	39.070	2:12.762	10	44.690	2:17.253
9	32.020	2:13.376	10	34.780	2:12.771	10	37.043	2:12.822	10	39.529	2:12.419	4	3 LAPS	2:26.932
10	32.380	2:13.084	9	37.535	2:15.886	9	41.071	2:14.095	9	45.515	2:14.377	9	50.865	2:17.442
7	38.220	2:13.831	31	41.127	2:13.141	7	44.067	2:12.927	31	46.828	2:12.445	31	51.620	2:16.884
31	38.357	2:13.647	7	41.699	2:13.850	31	44.316	2:13.748	7	47.348	2:13.214	7	51.823	2:16.567
33	49.348	2:16.583	33	56.166	2:17.189	33	1:01.959	2:16.352	33	1:08.980	2:16.954	33	1:18.532	2:21.644
51	50.976	2:16.647	51	57.540	2:16.935	51	1:03.165	2:16.184	51	1:09.997	2:16.765	51	1:19.850	2:21.945
99	53.627	2:15.842	99	58.641	2:15.385	99	1:03.969	2:15.887	99	1:10.602	2:16.566	99	1:22.039	2:23.529
44	54.053	2:15.395	44	59.527	2:15.845	44	1:05.119	2:16.151	44	1:11.496	2:16.310	44	1:28.468	2:29.064
24	1:00.177	2:17.333	24	1:06.549	2:16.743	24	1:13.288	2:17.298	24	1:23.971	2:20.616	24	1:37.384	2:25.505
34	1:08.353	2:20.352	34	1:18.402	2:20.420	34	1:28.123	2:20.280	34	1:40.003	2:21.813	34	1:56.193	2:28.282

Car 10 - Transponder did not work

Weather / Track : Cloudy / Dry

Snetterton 300  
 Circuit Length = 2.9689 miles  
 Start: 12:09 End: 12:33

# Volkswagen Racing Cup

## RACE 8 - ROUND 4 - SECTOR ANALYSIS

<b>4</b>	<b>Zoe WENHAM</b>					<b>Slidesports</b>									
1 -	45.2	1:26.901	60.8	In	8:52.231 P	5 -	<b>41.702</b>	<b>103.2</b>	<b>46.911</b>	115.1	45.218	103.9	<b>2:13.831</b>		
2 -	Out 98.5	48.339	115.3	47.689	97.5	2:26.770	6 -	41.820	102.9	47.074	115.9	45.259	102.9	2:14.153	
3 -	43.781	94.9	47.768	118.8	45.270	<b>104.4</b>	2:16.819	7 -	47.572	94.0	51.623	102.6	47.737	102.9	2:26.932
4 -	42.208	102.3	47.355	<b>119.8</b>	<b>44.996</b>	104.0	2:14.559								
<b>7</b>	<b>Tim SNAYLAM</b>					<b>Allied Nippon</b>									
1 -	100.9	57.969	115.3	47.021	108.6	2:38.441	6 -	42.276	106.2	<b>46.975</b>	120.7	44.580	104.2	2:13.831	
2 -	43.155	105.0	48.177	119.6	45.562	104.4	2:16.894	7 -	42.672	105.8	47.018	120.3	44.160	108.6	2:13.850
3 -	42.931	105.5	47.447	119.0	45.213	102.9	2:15.591	8 -	41.552	106.5	47.210	120.1	44.165	104.5	<b>2:12.927</b>
4 -	41.794	105.8	47.470	119.8	44.831	102.3	2:14.095	9 -	<b>41.531</b>	<b>106.9</b>	47.697	<b>122.2</b>	<b>43.986</b>	<b>109.1</b>	2:13.214
5 -	42.001	105.8	47.199	119.8	44.915	103.1	2:14.115	10 -	43.239	104.0	47.793	118.1	45.535	108.4	2:16.567
<b>8</b>	<b>Aaron MASON</b>					<b>Comline / AWM</b>									
1 -	105.4	47.222	119.8	43.595	108.6	2:19.508	6 -	<b>40.903</b>	107.7	46.466	121.1	43.365	107.9	2:10.734	
2 -	41.561	106.2	46.474	120.3	43.835	108.1	2:11.870	7 -	41.002	107.4	46.230	121.8	43.139	108.6	2:10.371
3 -	41.168	106.4	46.203	119.8	43.510	108.2	2:10.881	8 -	40.986	107.5	46.269	121.1	43.304	108.2	2:10.559
4 -	41.205	<b>108.6</b>	46.163	<b>123.8</b>	43.821	<b>110.6</b>	2:11.189	9 -	40.922	107.9	<b>45.939</b>	121.1	<b>43.072</b>	108.2	<b>2:09.933</b>
5 -	40.935	108.2	46.187	120.9	43.443	107.7	2:10.565	10 -	41.412	106.5	46.803	121.6	43.877	108.2	2:12.092
<b>9</b>	<b>Peter WYHINNY</b>					<b>Volkswagen Racing Uk</b>									
1 -	99.3	49.934	115.9	46.363	104.4	2:30.888	6 -	<b>41.722</b>	<b>106.0</b>	47.448	117.9	<b>44.206</b>	105.0	<b>2:13.376</b>	
2 -	42.604	104.4	48.484	117.7	45.759	104.9	2:16.847	7 -	43.064	104.2	48.059	117.9	44.763	104.0	2:15.886
3 -	43.329	105.5	48.857	116.9	45.378	104.0	2:17.564	8 -	42.017	104.0	47.546	119.0	44.532	103.9	2:14.095
4 -	42.273	105.7	47.730	119.4	44.458	<b>105.2</b>	2:14.461	9 -	42.317	105.2	47.556	118.1	44.504	103.1	2:14.377
5 -	41.834	105.8	<b>47.301</b>	<b>119.6</b>	44.496	104.7	2:13.631	10 -	44.042	100.9	48.427	117.7	44.973	103.9	2:17.442
<b>10</b>	<b>Mark HOWARD</b>					<b>KPM Racing</b>									
1 -						2:34.798	6 -							2:13.084	
2 -						2:14.989	7 -							2:12.771	
3 -						2:16.333	8 -							2:12.822	
4 -						2:14.283	9 -							<b>2:12.419</b>	
5 -						2:13.640	10 -							2:17.253	
<b>13</b>	<b>Joe FULBROOK</b>					<b>Warranty Direct Racing</b>									
1 -	102.6	48.853	117.7	44.967	109.5	2:30.974	6 -	41.063	<b>108.1</b>	<b>46.078</b>	124.0	<b>43.371</b>	108.8	<b>2:10.512</b>	
2 -	41.712	106.2	46.770	122.2	43.963	109.7	2:12.445	7 -	41.335	106.4	46.432	124.3	43.621	107.0	2:11.388
3 -	41.400	107.9	46.308	124.3	43.589	109.8	2:11.297	8 -	41.604	106.0	46.256	124.5	43.500	109.8	2:11.360
4 -	<b>40.947</b>	107.5	46.570	123.4	43.547	<b>110.6</b>	2:11.064	9 -	41.050	107.5	46.144	<b>125.2</b>	43.730	110.4	2:10.924
5 -	41.427	105.7	46.082	<b>125.2</b>	43.719	108.8	2:11.228	10 -	41.142	103.7	48.291	124.0	45.186	109.7	2:14.619
<b>21</b>	<b>Richard WALKER</b>					<b>KPM Racing</b>									
1 -	104.0	47.092	<b>122.5</b>	44.181	106.0	2:20.361	6 -	41.217	<b>105.2</b>	46.562	120.7	43.633	105.5	<b>2:11.412</b>	
2 -	41.754	104.7	46.609	121.4	44.839	104.7	2:13.202	7 -	41.341	103.7	<b>46.374</b>	120.7	43.812	105.2	2:11.527
3 -	41.833	103.9	46.958	121.4	43.865	<b>106.4</b>	2:12.656	8 -	<b>41.079</b>	104.4	46.529	120.3	44.021	104.7	2:11.629
4 -	41.329	104.7	46.715	120.9	43.914	104.0	2:11.958	9 -	41.215	104.5	46.612	120.3	43.794	101.2	2:11.621
5 -	41.558	104.2	46.480	121.4	<b>43.619</b>	105.2	2:11.657	10 -	42.881	99.7	48.062	118.6	44.459	105.5	2:15.402
<b>24</b>	<b>Philip MORRIS</b>					<b>KPM Racing</b>									
1 -	95.1	50.304	113.9	47.364	<b>105.0</b>	2:37.075	6 -	43.458	<b>103.4</b>	48.203	<b>119.0</b>	<b>45.672</b>	104.2	2:17.333	
2 -	43.813	102.8	48.524	117.5	47.454	104.5	2:19.791	7 -	43.415	103.1	<b>47.597</b>	118.6	45.737	103.7	<b>2:16.743</b>
3 -	43.718	<b>103.4</b>	48.848	116.3	51.503	97.4	2:24.069	8 -	43.551	103.1	47.817	118.8	45.930	103.9	2:17.298
4 -	44.338	102.6	48.408	<b>119.0</b>	46.349	103.2	2:19.095	9 -	43.570	101.2	50.275	117.7	46.771	102.9	2:20.616
5 -	<b>43.282</b>	<b>103.4</b>	48.357	<b>119.0</b>	45.922	103.9	2:17.561	10 -	47.253	101.1	49.786	115.3	48.466	102.3	2:25.505
<b>31</b>	<b>Thomas WILSON</b>														
1 -	96.3	50.405	113.9	46.924	<b>109.7</b>	2:38.567	6 -	42.288	<b>107.7</b>	46.937	<b>123.4</b>	44.422	108.8	2:13.647	
2 -	44.033	102.1	47.346	120.7	46.858	106.0	2:18.237	7 -	41.824	104.2	<b>46.620</b>	120.5	44.697	105.0	2:13.141
3 -	43.005	103.2	47.087	122.0	45.998	106.0	2:16.090	8 -	41.625	104.7	46.840	118.6	45.283	106.2	2:13.748
4 -	42.118	103.4	47.100	120.9	44.195	106.9	2:13.413	9 -	41.733	107.2	46.836	120.3	<b>43.876</b>	107.7	<b>2:12.445</b>
5 -	<b>41.494</b>	106.7	46.748	122.9	44.908	108.4	2:13.150	10 -	43.319	103.9	48.046	115.1	45.519	107.0	2:16.884

Car 10 - Transponder did not work

Weather / Track : Cloudy / Dry

Snetterton 300

Circuit Length = 2.9689 miles

Start: 12:09 End: 12:33

# Volkswagen Racing Cup

## RACE 8 - ROUND 4 - SECTOR ANALYSIS

<b>32</b>	<b>Kieran GRIFFIN</b>				Addison Lee / Slidesports										
1 -	100.2	48.889	116.7	45.714	106.4	2:31.800	6 -	41.652	<b>106.9</b>	46.739	115.7	44.519	105.5	2:12.910	
2 -	42.629	104.0	47.607	119.0	45.624	106.2	2:15.860	7 -	41.640	104.4	46.625	<b>119.8</b>	<b>44.011</b>	106.4	2:12.276
3 -	42.657	104.7	47.644	118.1	45.061	105.5	2:15.362	8 -	41.488	105.4	46.896	119.4	44.751	105.7	2:13.135
4 -	42.283	105.4	47.203	119.2	44.509	105.2	2:13.995	9 -	<b>41.365</b>	105.4	46.753	<b>119.8</b>	44.062	<b>106.9</b>	<b>2:12.180</b>
5 -	41.779	105.7	<b>46.485</b>	119.4	44.610	104.9	2:12.874	10 -	43.467	101.1	48.939	115.3	47.035	105.4	2:19.441
<b>33</b>	<b>Simon ELLIOTT</b>				Volkswagen Racing Uk										
1 -	95.2	49.988	116.7	47.076	<b>105.8</b>	2:36.227	6 -	42.931	102.1	48.149	117.5	45.503	102.5	2:16.583	
2 -	43.422	100.6	48.779	112.6	46.529	103.9	2:18.730	7 -	<b>42.626</b>	101.8	48.849	114.3	45.714	102.5	2:17.189
3 -	43.800	<b>103.4</b>	<b>47.767</b>	<b>119.6</b>	<b>44.826</b>	105.5	2:16.393	8 -	42.853	103.1	48.109	118.8	45.390	99.4	<b>2:16.352</b>
4 -	43.857	100.3	49.578	117.3	45.929	102.8	2:19.364	9 -	43.110	100.2	48.215	117.7	45.629	98.8	2:16.954
5 -	42.841	102.3	48.290	113.4	45.667	101.2	2:16.798	10 -	44.429	97.3	50.215	115.7	47.000	102.3	2:21.644
<b>34</b>	<b>Paul WYHINNY</b>				Jetta 2.0 Sport										
1 -	97.5	51.480	114.1	48.666	100.5	2:36.778	6 -	44.058	100.2	49.433	113.0	46.861	99.3	2:20.352	
2 -	45.861	99.1	50.286	113.6	48.059	<b>101.4</b>	2:24.206	7 -	44.103	100.3	49.554	113.2	46.763	99.3	2:20.420
3 -	44.172	100.8	49.860	<b>114.9</b>	46.669	100.8	2:20.701	8 -	44.120	99.9	49.358	112.6	46.802	99.3	<b>2:20.280</b>
4 -	44.821	<b>101.1</b>	<b>49.316</b>	113.9	<b>46.435</b>	100.0	2:20.572	9 -	44.272	100.3	50.044	113.0	47.497	99.1	2:21.813
5 -	<b>43.784</b>	100.0	49.441	113.2	47.266	98.7	2:20.491	10 -	46.654	98.5	52.110	111.7	49.518	99.6	2:28.282
<b>38</b>	<b>Steve WOOD</b>														
1 -	106.2	47.888	125.0	43.641	109.3	2:22.177	6 -	41.604	<b>109.5</b>	46.412	125.7	<b>43.174</b>	109.1	2:11.190	
2 -	41.014	108.4	46.565	125.0	43.720	108.8	2:11.299	7 -	41.191	108.2	45.929	125.7	43.295	109.7	2:10.415
3 -	40.951	108.6	46.426	123.4	43.316	108.8	2:10.693	8 -	41.026	108.6	<b>45.886</b>	125.7	43.243	108.9	<b>2:10.155</b>
4 -	41.048	108.9	46.391	124.7	43.831	108.8	2:11.270	9 -	<b>40.931</b>	107.9	45.892	<b>126.1</b>	43.390	107.5	2:10.213
5 -	41.224	108.9	46.625	122.2	43.232	<b>109.8</b>	2:11.081	10 -	44.703	102.5	49.945	119.6	46.219	102.9	2:20.867
<b>44</b>	<b>Robin RILEY</b>														
1 -	91.6	52.975	104.4	48.341	106.0	2:41.351	6 -	<b>42.284</b>	104.2	47.846	<b>120.7</b>	<b>45.265</b>	106.7	<b>2:15.395</b>	
2 -	43.292	101.2	48.475	113.0	48.581	<b>107.2</b>	2:20.348	7 -	42.698	104.0	47.754	119.6	45.393	106.7	2:15.845
3 -	43.611	104.2	48.363	111.1	47.024	104.0	2:18.998	8 -	42.322	<b>105.8</b>	47.790	117.5	46.039	106.0	2:16.151
4 -	42.554	105.4	<b>47.548</b>	117.5	46.087	106.5	2:16.189	9 -	42.581	104.0	47.961	113.9	45.768	106.7	2:16.310
5 -	43.006	104.7	47.552	119.2	45.961	105.2	2:16.519	10 -	47.529	89.4	50.818	103.2	50.717	99.0	2:29.064
<b>50</b>	<b>Peter LETTINGA</b>				KPM Racing										
1 -	102.8	49.567	120.7	44.201	<b>107.9</b>	2:23.400	6 -	42.002	104.2	47.015	119.8	44.441	105.5	2:13.458	
2 -	<b>41.973</b>	104.4	47.093	117.5	44.845	106.4	2:13.911	7 -	42.278	104.0	46.890	120.3	44.601	105.2	2:13.769
3 -	42.053	104.2	46.872	120.5	44.970	105.8	2:13.895	8 -	42.293	103.7	46.816	119.8	44.501	105.0	2:13.610
4 -	42.450	103.7	46.928	120.1	45.026	105.7	2:14.404	9 -	42.048	104.7	<b>46.748</b>	120.7	<b>44.153</b>	105.7	<b>2:12.949</b>
5 -	43.121	<b>104.9</b>	46.837	<b>120.9</b>	44.809	106.4	2:14.767	10 -	43.167	103.6	47.859	118.6	46.234	105.5	2:17.260
<b>51</b>	<b>Simon ANDREWS</b>														
1 -	97.4	50.025	116.5	46.853	105.4	2:34.699	6 -	43.264	102.8	47.920	115.9	45.463	104.7	2:16.647	
2 -	44.098	102.0	49.370	112.0	46.567	104.5	2:20.035	7 -	43.282	101.5	48.187	117.3	45.466	105.0	2:16.935
3 -	45.128	98.7	48.608	116.7	45.993	<b>105.5</b>	2:19.729	8 -	42.977	102.3	48.177	<b>117.9</b>	<b>45.030</b>	104.4	<b>2:16.184</b>
4 -	43.256	101.1	48.015	117.1	46.045	105.0	2:17.316	9 -	<b>42.908</b>	<b>103.4</b>	<b>47.846</b>	117.3	46.011	105.0	2:16.765
5 -	43.318	102.1	48.182	114.7	45.797	104.5	2:17.297	10 -	44.507	95.2	50.201	110.0	47.237	105.2	2:21.945
<b>53</b>	<b>Steve CHAPLIN</b>				Complete Utilities										
1 -	103.6	47.147	<b>126.6</b>	44.041	109.7	2:21.378	6 -	40.846	108.2	<b>45.697</b>	124.0	43.184	108.2	2:09.727	
2 -	40.960	102.5	46.534	125.9	43.478	108.4	2:10.972	7 -	40.503	107.4	46.384	123.8	43.271	108.4	2:10.158
3 -	40.757	<b>108.6</b>	45.865	124.3	43.369	109.7	2:09.991	8 -	<b>40.495</b>	106.7	46.132	124.0	42.980	108.8	2:09.607
4 -	40.691	107.2	46.125	123.6	44.026	107.4	2:10.842	9 -	40.532	<b>108.6</b>	46.392	124.0	<b>42.625</b>	110.2	<b>2:09.549</b>
5 -	40.705	106.5	49.680	117.3	43.193	<b>110.6</b>	2:13.578	10 -	41.441	105.5	46.720	123.1	43.877	108.9	2:12.038
<b>69</b>	<b>James WALKER</b>				Kpm Racing										
1 -	103.2	47.482	<b>118.6</b>	44.965	104.9	2:22.244	6 -	41.653	102.3	46.838	117.1	43.654	102.1	2:12.145	
2 -	41.725	<b>105.4</b>	47.271	117.1	44.057	103.4	2:13.053	7 -	41.551	101.5	46.792	117.3	43.687	102.5	2:12.030
3 -	41.592	105.0	46.781	<b>118.6</b>	43.916	102.5	2:12.289	8 -	<b>41.299</b>	104.5	46.716	117.5	43.943	102.3	<b>2:11.958</b>
4 -	41.441	102.3	46.809	118.4	43.793	104.0	2:12.043	9 -	41.501	104.7	46.839	117.9	<b>43.627</b>	105.0	2:11.967

Car 10 - Transponder did not work

Weather / Track : Cloudy / Dry

Snetterton 300

Circuit Length = 2.9689 miles

Start: 12:09 End: 12:33

# Volkswagen Racing Cup

## RACE 8 - ROUND 4 - SECTOR ANALYSIS

5 -	41.455	105.0	<b>46.636</b>	<b>118.6</b>	43.876	104.9	2:11.967	10 -	42.385	101.5	48.535	117.1	45.093	<b>105.4</b>	2:16.013	
<b>92</b>	<b>Martyn WALSH</b>							<b>AWM</b>								
1 -		101.7	49.397	116.3	46.412	<b>106.0</b>	2:32.465	6 -	41.857	103.9	47.281	118.6	44.183	104.5	2:13.321	
2 -	42.966	103.7	47.795	<b>119.6</b>	44.997	105.8	2:15.758	7 -	41.809	102.6	<b>46.999</b>	119.2	<b>44.014</b>	104.4	2:12.822	
3 -	43.215	<b>104.5</b>	47.831	118.6	45.157	104.4	2:16.203	8 -	<b>41.647</b>	104.0	47.068	119.0	44.357	104.2	2:13.072	
4 -	42.153	102.8	47.458	119.2	44.395	103.7	2:14.006	9 -	41.708	103.7	47.006	119.4	44.048	104.0	<b>2:12.762</b>	
5 -	42.426	103.1	47.252	119.0	44.593	103.9	2:14.271	10 -	43.604	92.8	48.508	116.7	45.219	103.9	2:17.331	
<b>99</b>	<b>Mark CLYNES</b>							<b>Slidesports</b>								
1 -		93.5	50.468	113.9	47.027	103.6	2:39.619	6 -	42.792	101.2	<b>47.232</b>	<b>118.6</b>	45.818	103.4	2:15.842	
2 -	43.851	96.4	49.394	115.7	48.243	103.2	2:21.488	7 -	42.718	101.5	47.337	117.1	<b>45.330</b>	103.2	<b>2:15.385</b>	
3 -	43.509	101.7	48.785	116.3	46.461	101.8	2:18.755	8 -	<b>42.549</b>	102.0	47.736	116.7	45.602	<b>104.2</b>	2:15.887	
4 -	42.797	100.9	47.940	117.3	46.004	101.7	2:16.741	9 -	42.792	100.9	47.466	113.7	46.308	<b>104.2</b>	2:16.566	
5 -	42.725	<b>102.5</b>	47.750	117.3	45.454	102.6	2:15.929	10 -	45.169	94.3	50.468	106.2	47.892	99.4	2:23.529	

Car 10 - Transponder did not work

Weather / Track : Cloudy / Dry

Snetterton 300

Circuit Length = 2.9689 miles

Start: 12:09 End: 12:33

# Volkswagen Racing Cup

## RACE 8 - ROUND 4 - BEST SECTOR TIMES

SECTOR 1			SECTOR 2			SECTOR 3			IDEAL / BEST COMPARISON						
POS	NO	NAME	TIME	NO	NAME	TIME	NO	NAME	TIME	POS	NO	NAME	IDEAL	BEST	DIFF
1	53	CHAPLIN	40.495	53	CHAPLIN	45.697	53	CHAPLIN	42.625	1	53	CHAPLIN	2:08.817	2:09.549	0.732
2	8	MASON	40.903	38	WOOD	45.886	8	MASON	43.072	2	8	MASON	2:09.914	2:09.933	0.019
3	38	WOOD	40.931	8	MASON	45.939	38	WOOD	43.174	3	38	WOOD	2:09.991	2:10.155	0.164
4	13	FULBROOK	40.947	13	FULBROOK	46.078	13	FULBROOK	43.371	4	13	FULBROOK	2:10.396	2:10.512	0.116
5	21	WALKER	41.079	21	WALKER	46.374	21	WALKER	43.619	5	21	WALKER	2:11.072	2:11.412	0.340
6	69	WALKER	41.299	32	GRIFFIN	46.485	69	WALKER	43.627	6	69	WALKER	2:11.562	2:11.958	0.396
7	32	GRIFFIN	41.365	31	WILSON	46.620	31	WILSON	43.876	7	32	GRIFFIN	2:11.861	2:12.180	0.319
8	31	WILSON	41.494	69	WALKER	46.636	7	SNAYLAM	43.986	8	31	WILSON	2:11.990	2:12.445	0.455
9	7	SNAYLAM	41.531	50	LETTINGA	46.748	32	GRIFFIN	44.011	9	7	SNAYLAM	2:12.492	2:12.927	0.435
10	92	WALSH	41.647	4	WENHAM	46.911	92	WALSH	44.014	10	92	WALSH	2:12.660	2:12.762	0.102
11	4	WENHAM	41.702	7	SNAYLAM	46.975	50	LETTINGA	44.153	11	50	LETTINGA	2:12.874	2:12.949	0.075
12	9	WYHINNY	41.722	92	WALSH	46.999	9	WYHINNY	44.206	12	9	WYHINNY	2:13.229	2:13.376	0.147
13	50	LETTINGA	41.973	99	CLYNES	47.232	33	ELLIOTT	44.826	13	4	WENHAM	2:13.609	2:13.831	0.222
14	44	RILEY	42.284	9	WYHINNY	47.301	4	WENHAM	44.996	14	44	RILEY	2:15.097	2:15.395	0.298
15	99	CLYNES	42.549	44	RILEY	47.548	51	ANDREWS	45.030	15	99	CLYNES	2:15.111	2:15.385	0.274
16	33	ELLIOTT	42.626	24	MORRIS	47.591	44	RILEY	45.265	16	33	ELLIOTT	2:15.219	2:16.352	1.133
17	51	ANDREWS	42.908	33	ELLIOTT	47.767	99	CLYNES	45.330	17	51	ANDREWS	2:15.784	2:16.184	0.400
18	24	MORRIS	43.282	51	ANDREWS	47.846	24	MORRIS	45.672	18	24	MORRIS	2:16.545	2:16.743	0.198
19	34	WYHINNY	43.784	34	WYHINNY	49.316	34	WYHINNY	46.435	19	34	WYHINNY	2:19.535	2:20.280	0.745
20	10	HOWARD		10	HOWARD		10	HOWARD		20	10	HOWARD		2:12.419	0.000

Perfect Lap	2:08.817
-------------	----------

Car 10 - Transponder did not work

Weather / Track : Cloudy / Dry

Snetterton 300  
 Circuit Length = 2.9689 miles  
 Start: 12:09 End: 12:33

# Volkswagen Racing Cup

## RACE 8 - ROUND 4 - SPEED TRAPS

SECTOR 1				SECTOR 2			FINISH LINE			
POS	NO	NAME	MPH	NO	NAME	MPH	NO	NAME	MPH	
1	38	Steve WOOD	109.5	53	Steve CHAPLIN	126.6	8	Aaron MASON	110.6	
2	8	Aaron MASON	108.6	38	Steve WOOD	126.1	13	Joe FULBROOK	110.6	
3	53	Steve CHAPLIN	108.6	13	Joe FULBROOK	125.2	53	Steve CHAPLIN	110.6	
4	13	Joe FULBROOK	108.1	8	Aaron MASON	123.8	38	Steve WOOD	109.8	
5	31	Thomas WILSON	107.7	31	Thomas WILSON	123.4	31	Thomas WILSON	109.7	
6	7	Tim SNAYLAM	106.9	21	Richard WALKER	122.5	7	Tim SNAYLAM	109.1	
7	32	Kieran GRIFFIN	106.9	7	Tim SNAYLAM	122.2	50	Peter LETTINGA	107.9	
8	9	Peter WYHINNY	106.0	50	Peter LETTINGA	120.9	44	Robin RILEY	107.2	
9	44	Robin RILEY	105.8	44	Robin RILEY	120.7	32	Kieran GRIFFIN	106.9	
10	69	James WALKER	105.4	4	Zoe WENHAM	119.8	21	Richard WALKER	106.4	
11	21	Richard WALKER	105.2	32	Kieran GRIFFIN	119.8	92	Martyn WALSH	106.0	
12	50	Peter LETTINGA	104.9	9	Peter WYHINNY	119.6	33	Simon ELLIOTT	105.8	
13	92	Martyn WALSH	104.5	33	Simon ELLIOTT	119.6	51	Simon ANDREWS	105.5	
14	24	Philip MORRIS	103.4	92	Martyn WALSH	119.6	69	James WALKER	105.4	
15	33	Simon ELLIOTT	103.4	24	Philip MORRIS	119.0	9	Peter WYHINNY	105.2	
16	51	Simon ANDREWS	103.4	69	James WALKER	118.6	24	Philip MORRIS	105.0	
17	4	Zoe WENHAM	103.2	99	Mark CLYNES	118.6	4	Zoe WENHAM	104.4	
18	99	Mark CLYNES	102.5	51	Simon ANDREWS	117.9	99	Mark CLYNES	104.2	
19	34	Paul WYHINNY	101.1	34	Paul WYHINNY	114.9	34	Paul WYHINNY	101.4	
20										

Car 10 - Transponder did not work

Weather / Track : Cloudy / Dry

Snetterton 300  
Circuit Length = 2.9689 miles  
Start: 12:09 End: 12:33

# Volkswagen Racing Cup

## RACE 8 - ROUND 4 - POSITION CHART

No	Name	Pos	Laps											
			1	2	3	4	5	6	7	8	9	10		
8	Aaron MASON	1	8	8	8	53	8	8	8	8	8	8	8	8
21	Richard WALKER	2	21	53	53	8	38	53	53	53	53	53	53	53
53	Steve CHAPLIN	3	53	38	38	38	53	38	38	38	38	38	38	38
38	Steve WOOD	4	38	21	21	21	21	21	21	21	21	21	21	21
69	James WALKER	5	69	69	69	69	69	69	69	69	69	69	69	69
50	Peter LETTINGA	6	50	50	50	50	13	13	13	13	13	13	13	13
9	Peter WYHINNY	7	9	13	13	13	50	50	50	50	50	50	50	50
13	Joe FULBROOK	8	13	32	32	32	32	32	32	32	32	32	32	32
32	Kieran GRIFFIN	9	32	9	92	92	92	92	92	92	92	92	92	92
92	Martyn WALSH	10	92	92	9	9	9	9	10	10	10	10	10	10
51	Simon ANDREWS	11	51	10	10	10	10	10	9	9	9	9	9	9
10	Mark HOWARD	12	10	51	7	7	7	7	31	7	31	31	31	31
33	Simon ELLIOTT	13	33	33	33	31	31	31	7	31	7	7	7	7
34	Paul WYHINNY	14	34	7	31	33	33	33	33	33	33	33	33	33
24	Philip MORRIS	15	24	31	51	51	51	51	51	51	51	51	51	51
7	Tim SNAYLAM	16	7	24	99	99	99	99	99	99	99	99	99	99
31	Thomas WILSON	17	31	34	44	44	44	44	44	44	44	44	44	44
99	Mark CLYNES	18	99	99	24	24	24	24	24	24	24	24	24	24
44	Robin RILEY	19	44	44	34	34	34	34	34	34	34	34	34	34
4	Zoe WENHAM	20	4	4	4	4	4	4	4	4	4	4	4	4

Car 10 - Transponder did not work

Weather / Track : Cloudy / Dry

Snetterton 300  
 Circuit Length = 2.9689 miles  
 Start: 12:09 End: 12:33