



# VOLKSWAGEN RACING CUP

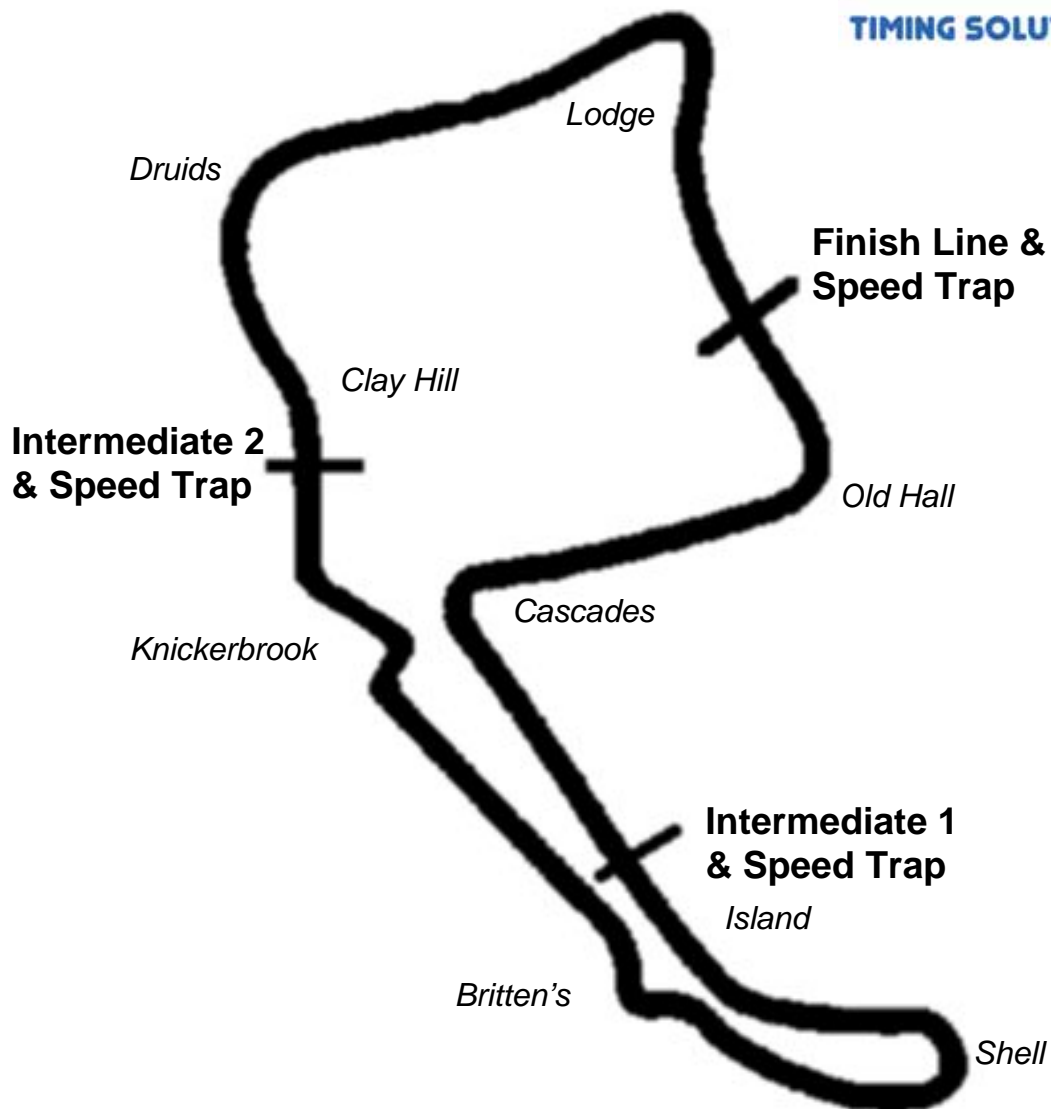
**Round 1 & 2**  
**Oulton Park International**

**25th April 2011**



**Results Provided by Timing Solutions Ltd**  
[www.tsl-timing.com](http://www.tsl-timing.com)

# OULTON PARK INTERNATIONAL



Circuit Length: 2.6920 miles / 4332.4 metres  
Intermediate 1: 1163 metres  
Intermediate 2: 3066 metres  
Pit In: 4314 metres  
Pit Out: 180 metres after Finish Line  
Pit In – Pit Out: 200 metres, @ 60kph = 12.0 seconds, @ 80kph = 9.0 seconds

# Volkswagen Racing Cup

## QUALIFYING - RACE 8 - ROUND 1 - CLASSIFICATION

POS	NO	CL	NAME	ENTRY	TIME	ON	LAPS	GAP	DIFF	MPH
1	13		<b>Joe FULBROOK</b>	Bora 1.8T - Warranty Direct Racing	<b>1:54.016</b>	7	8			84.99
2	69		<b>James WALKER</b>	Golf Mk5 Gti - KPM Racing	<b>1:54.458</b>	8	11	<b>0.442</b>	0.442	84.67
3	53		<b>Steve CHAPLIN</b>	Beetle 3.2 Rsi - Complete Utilities	<b>1:54.636</b>	10	10	<b>0.620</b>	0.178	84.53
4	2		<b>Peter FELIX</b>	Golf Mk5 Gti - Edynamix With 20 Ten Racing	<b>1:55.269</b>	9	10	<b>1.253</b>	0.633	84.07
5	38		<b>Steve WOOD</b>	Golf Mk5 Gti -	<b>1:55.522</b>	9	10	<b>1.506</b>	0.253	83.89
6	8		<b>Aaron MASON</b>	Golf Mk5 Gti - Comline / AWM	<b>1:55.885</b>	6	7	<b>1.869</b>	0.363	83.62
7	32		<b>Kieran GRIFFIN</b>	Scirocco 2.0 R - Addison Lee / Slidesports	<b>1:56.781</b>	9	10	<b>2.765</b>	0.896	82.98
8	4		<b>Zoe WENHAM</b>	Golf Mk5 Gti - Slidesports	<b>1:56.980</b>	9	10	<b>2.964</b>	0.199	82.84
9	9		<b>Jamie CORSTOPHINE</b>	Seat 2.0 Cupra R - Volkswagen Racing Uk	<b>1:57.399</b>	8	9	<b>3.383</b>	0.419	82.55
10	20		<b>Mike KURTON</b>	Scirocco 2.0 R - Slidesports	<b>1:57.478</b>	9	10	<b>3.462</b>	0.079	82.49
11	31		<b>Thomas WILSON</b>	Golf Mk5 Gti -	<b>1:57.635</b>	6	8	<b>3.619</b>	0.157	82.38
12	92		<b>Martyn WALSH</b>	Golf Mk5 Gti - AWM	<b>1:59.036</b>	10	10	<b>5.020</b>	1.401	81.41
13	21		<b>Richard WALKER</b>	Golf Mk5 Gti - KPM Racing	<b>1:59.181</b>	4	7	<b>5.165</b>	0.145	81.31
14	50		<b>Peter LETTINGA</b>	Golf Mk5 Gti - KPM Racing	<b>1:59.463</b>	6	7	<b>5.447</b>	0.282	81.12
15	7		<b>Tim SNAYLAM</b>	Golf Mk5 Gti - Allied Nippon	<b>1:59.487</b>	7	9	<b>5.471</b>	0.024	81.10
16	48		<b>Richard MORGAN</b>	Golf Mk5 Gti -	<b>1:59.717</b>	10	10	<b>5.701</b>	0.230	80.95
17	51		<b>Simon ANDREWS</b>	Golf Mk5 Gti -	<b>1:59.839</b>	10	10	<b>5.823</b>	0.122	80.86
18	44		<b>Robin RILEY</b>	Beetle 3.2 Rsi -	<b>2:00.228</b>	10	10	<b>6.212</b>	0.389	80.60
19	24		<b>Philip MORRIS</b>	Golf Mk5 Gti - KPM Racing	<b>2:00.824</b>	5	10	<b>6.808</b>	0.596	80.21
20	99		<b>Mark CLYNES</b>	VW Golf Gti MkV -	<b>2:01.166</b>	10	10	<b>7.150</b>	0.342	79.98
21	46		<b>Andrew SMITH</b>	Beetle Tdi - Vis-Tuning	<b>2:02.052</b>	7	7	<b>8.036</b>	0.886	79.40
22	6		<b>Mark HOWARD</b>	Golf Mk6 Gti - Volkswagen Racing Uk	<b>2:04.402</b>	6	9	<b>10.386</b>	2.350	77.90
23	96		<b>Cameron THOMPSON</b>	Beetle 3.2 Rsi - KPM Racing	<b>2:07.811</b>	6	6	<b>13.795</b>	3.409	75.82

Cars 31, 46, 96 Please check timing transponder

Oulton Park International  
Circuit Length = 2.6920 miles  
Start: 09:00 End: 09:22

Weather / Track : Bright / Dry

These results are provisional until the conclusion of any judicial and technical matters.

Clerk of Course :		Timekeeper :
-------------------	--	--------------

# Volkswagen Racing Cup

## QUALIFYING - RACE 8 - ROUND 1 - SECTOR ANALYSIS

<b>2</b>	<b>Peter FELIX</b>	Edynamix With 20 Ten Racing													
1-	Out 60.9	1:24.920	53.0	40.051	88.5	2:43.388	6-	28.610	105.4	55.247	93.1	31.824	97.5	1:55.681	
2-	33.097	92.7	1:02.589	84.7	34.368	95.1	2:10.054	7-	28.228	106.7	<b>54.827</b>	<b>94.1</b>	32.362	98.4	1:55.417
3-	31.038	93.2	58.693	87.8	34.449	97.5	2:04.180	8-	31.958	84.6	1:09.953	77.3	35.630	98.3	2:17.541
4-	29.383	103.7	56.289	92.4	32.296	97.1	1:57.968	9-	28.389	105.0	55.071	92.7	<b>31.809</b>	99.6	<b>1:55.269</b>
5-	28.662	104.9	55.370	92.6	32.063	<b>100.0</b>	1:56.095	10-	<b>28.215</b>	<b>107.5</b>	1:05.230	89.8	32.319	99.1	2:05.764
<b>4</b>	<b>Zoe WENHAM</b>	Slidesports													
1-	Out 95.7	1:07.645	85.3	36.742	93.9	2:18.189	6-	<b>28.557</b>	<b>105.4</b>	55.924	89.0	32.734	94.9	1:57.215	
2-	31.026	101.5	1:04.514	87.4	36.313	93.2	2:11.853	7-	29.203	91.2	1:07.981	66.6	36.615	94.0	2:13.799
3-	30.665	102.8	57.370	88.7	33.290	94.4	2:01.325	8-	28.658	104.5	55.703	89.0	<b>32.711</b>	94.9	1:57.072
4-	31.656	81.0	1:05.925	88.1	33.317	<b>95.7</b>	2:10.898	9-	28.597	104.0	<b>55.438</b>	89.6	32.945	93.6	<b>1:56.980</b>
5-	28.657	104.7	56.052	<b>89.8</b>	32.715	94.3	1:57.424	10-	33.530	85.5	1:08.962	66.3	42.016	74.2	2:24.508
<b>6</b>	<b>Mark HOWARD</b>	Volkswagen Racing Uk													
1-	Out 53.8	1:18.155	70.9	42.749	81.8	2:44.283	6-	30.310	<b>101.2</b>	59.919	<b>85.1</b>	<b>34.173</b>	91.4	<b>2:04.402</b>	
2-	35.154	95.2	1:05.863	82.2	36.129	90.8	2:17.146	7-	30.357	100.3	59.891	84.0	34.471	91.3	2:04.719
3-	44.942	81.2	1:02.843	83.8	35.092	91.1	2:22.877	8-	30.326	100.9	<b>59.831</b>	84.2	34.592	91.3	2:04.749
4-	31.047	99.4	1:00.945	83.7	34.727	91.1	2:06.719	9-	<b>30.229</b>	100.6	59.940	84.0	34.447	91.1	2:04.616
5-	30.857	100.0	1:00.723	83.6	34.360	<b>91.8</b>	2:05.940								
<b>7</b>	<b>Tim SNAYLAM</b>	Allied Nippon													
1-	Out 90.9	1:09.489	87.3	38.324	92.3	2:21.209	6-	29.615	104.9	57.357	87.8	33.263	94.5	2:00.235	
2-	31.915	99.1	1:01.325	84.8	34.263	93.2	2:07.503	7-	<b>29.334</b>	<b>105.8</b>	<b>56.870</b>	90.8	33.283	97.5	<b>1:59.487</b>
3-	29.857	103.7	1:29.331	53.1	In	2:55.138 P	8-	29.379	103.7	57.743	<b>91.7</b>	32.844	<b>97.8</b>	1:59.966	
4-	Out 98.8	1:02.843	89.6	33.888	94.9	3:51.707	9-	29.650	101.5	57.087	90.2	<b>32.827</b>	<b>97.8</b>	1:59.564	
5-	30.469	102.5	58.324	86.7	33.273	94.9	2:02.066								
<b>8</b>	<b>Aaron MASON</b>	Comline / AWM													
1-	Out 95.7	1:06.084	89.6	34.590	98.0	2:14.519	5-	28.704	107.0	55.822	91.8	<b>32.038</b>	97.7	1:56.564	
2-	30.974	102.8	59.937	87.7	34.604	<b>98.8</b>	2:05.515	6-	<b>28.387</b>	<b>107.7</b>	<b>55.405</b>	90.9	32.093	96.6	<b>1:55.885</b>
3-	29.411	105.0	56.263	<b>92.7</b>	32.666	98.4	1:58.340	7-	30.066	104.9	1:04.463	84.3	In	2:16.821 P	
4-	33.645	71.5	1:01.815	90.1	32.951	98.0	2:08.411								
<b>9</b>	<b>Jamie CORSTOPHINE</b>	Volkswagen Racing Uk													
1-	Out 81.8	1:10.242	82.5	38.201	95.7	2:23.042	6-	29.197	<b>108.1</b>	57.280	90.7	32.547	96.4	1:59.024	
2-	32.827	99.9	1:03.419	85.9	35.466	90.2	2:11.712	7-	28.754	107.5	56.735	91.1	33.204	96.0	1:58.693
3-	29.619	107.0	58.766	90.0	33.526	96.8	2:01.911	8-	<b>28.549</b>	107.9	<b>56.450</b>	91.2	<b>32.400</b>	<b>97.0</b>	<b>1:57.399</b>
4-	29.508	106.9	57.976	91.6	32.961	95.9	2:00.445	9-	30.854	106.9	1:02.037	<b>91.9</b>	In	2:12.007 P	
5-	29.043	<b>108.1</b>	58.077	91.4	33.541	95.1	2:00.661								
<b>13</b>	<b>Joe FULBROOK</b>	Warranty Direct Racing													
1-	Out 64.6	1:25.018	61.3	38.256	100.6	2:42.711	5-	27.948	113.2	54.818	98.5	<b>31.272</b>	102.3	1:54.038	
2-	28.945	111.7	56.397	97.3	31.954	101.4	1:57.296	6-	27.949	112.4	1:06.806	67.0	37.689	103.1	2:12.444
3-	28.510	112.0	55.536	97.4	31.514	102.9	1:55.560	7-	28.003	<b>113.4</b>	<b>54.718</b>	<b>99.1</b>	31.295	<b>103.2</b>	<b>1:54.016</b>
4-	<b>27.883</b>	112.6	58.322	88.5	33.964	102.6	2:00.169	8-	31.596	90.0	1:07.235	76.5	In	2:20.905 P	
<b>20</b>	<b>Mike KURTON</b>	Slidesports													
1-	Out 88.7	1:07.289	88.8	35.692	97.5	2:18.172	6-	29.124	106.9	56.483	90.4	32.652	<b>97.8</b>	1:58.259	
2-	30.826	106.4	59.275	90.9	38.830	96.1	2:08.931	7-	28.994	<b>107.5</b>	56.812	90.8	<b>32.327</b>	97.5	1:58.133
3-	30.090	105.2	58.347	89.5	33.195	97.5	2:01.632	8-	<b>28.820</b>	107.2	57.049	89.8	32.666	97.5	1:58.535
4-	29.523	106.5	57.638	90.3	32.792	96.6	1:59.953	9-	28.924	107.2	<b>56.107</b>	90.7	32.447	96.7	<b>1:57.478</b>
5-	29.879	105.7	59.923	89.2	34.015	97.4	2:03.817	10-	29.024	106.7	56.204	<b>91.6</b>	32.807	96.8	1:58.035
<b>21</b>	<b>Richard WALKER</b>	KPM Racing													
1-	Out 94.8	1:04.905	89.5	34.900	96.3	2:13.195	5-	31.350	103.1	1:00.371	90.7	In		2:13.781 P	
2-	30.492	104.0	58.420	88.7	33.595	96.3	2:02.507	6-	Out	83.9	1:09.708	81.8	36.380	95.2	3:45.723
3-	29.468	<b>106.4</b>	56.924	90.3	<b>33.002</b>	<b>96.8</b>	1:59.394	7-	32.378	88.1	1:11.034	76.9	In	2:30.069 P	
4-	<b>28.932</b>	105.8	<b>56.228</b>	<b>91.7</b>	34.021	92.9	<b>1:59.181</b>								

Weather / Track : Bright / Dry

Oulton Park International  
Circuit Length = 2.6920 miles  
Start: 09:00 End: 09:22

# Volkswagen Racing Cup

## QUALIFYING - RACE 8 - ROUND 1 - SECTOR ANALYSIS

<b>24</b>	<b>Philip MORRIS</b>												<b>KPM Racing</b>			
1-	Out	68.1	1:11.864	72.1	39.523	90.1	2:28.444	6-	34.803	97.1	1:05.701	89.2	34.141	96.4	2:14.645	
2-	34.059	102.0	1:05.147	77.8	36.841	95.7	2:16.047	7-	29.911	105.5	57.949	91.1	<b>33.251</b>	96.8	2:01.111	
3-	31.426	103.6	59.572	89.8	33.802	96.8	2:04.800	8-	29.977	96.7	1:02.989	90.7	33.695	96.0	2:06.661	
4-	30.019	104.5	58.551	<b>92.6</b>	33.304	<b>97.5</b>	2:01.874	9-	30.164	104.4	58.302	91.4	33.365	96.8	2:01.831	
5-	<b>29.507</b>	<b>105.7</b>	<b>57.691</b>	91.7	33.626	89.6	<b>2:00.824</b>	10-	30.384	103.2	57.827	88.9	33.763	94.7	2:01.974	
<b>31</b>	<b>Thomas WILSON</b>															
1-							2:22.306	5-							1:59.390	
2-							2:05.486	6-							<b>1:57.635</b>	
3-			ln		ln		2:15.738 P	7-							1:59.124	
4-							3:51.719	8-							2:01.208	
<b>32</b>	<b>Kieran GRIFFIN</b>												<b>Addison Lee / Slidesports</b>			
1-	Out	92.6	1:10.257	85.5	38.347	95.2	2:24.130	6-	28.672	108.4	57.112	<b>91.9</b>	33.337	96.0	1:59.121	
2-	32.939	104.0	1:03.392	87.3	36.395	73.0	2:12.726	7-	28.645	108.2	56.448	91.7	32.310	97.8	1:57.403	
3-	34.760	87.3	1:07.572	75.7	38.237	95.9	2:20.569	8-	28.856	<b>108.9</b>	58.298	89.1	33.386	96.8	2:00.540	
4-	30.091	106.2	59.094	89.7	33.390	97.0	2:02.575	9-	<b>28.541</b>	107.9	<b>56.206</b>	90.9	<b>32.034</b>	<b>98.4</b>	<b>1:56.781</b>	
5-	29.310	107.4	57.368	90.2	32.580	97.4	1:59.258	10-	29.211	106.7	57.184	89.5	33.400	90.9	1:59.795	
<b>38</b>	<b>Steve WOOD</b>															
1-	Out	68.6	1:04.901	82.3	34.835	101.1	2:17.108	6-	Out	108.4	57.025	94.4	32.674	101.4	3:12.452	
2-	30.267	108.4	57.467	93.7	32.604	102.0	2:00.338	7-	28.439	111.1	55.522	95.3	<b>31.805</b>	102.0	1:55.766	
3-	28.971	110.6	56.380	92.4	32.379	101.5	1:57.730	8-	<b>28.212</b>	<b>111.3</b>	58.345	94.8	32.173	101.2	1:58.730	
4-	28.582	110.4	55.697	<b>95.9</b>	32.291	101.1	1:56.570	9-	28.226	110.9	55.437	94.5	31.859	<b>102.1</b>	<b>1:55.522</b>	
5-	29.872	100.5	59.509	90.8	ln		2:10.308 P	10-	28.326	110.6	<b>55.427</b>	92.1	32.243	101.2	1:55.996	
<b>44</b>	<b>Robin RILEY</b>															
1-	Out	89.0	1:12.520	81.7	38.116	92.7	2:26.769	6-	30.301	105.2	58.660	91.8	34.118	95.6	2:03.079	
2-	33.057	103.4	1:01.876	88.4	35.370	94.5	2:10.303	7-	29.923	<b>106.0</b>	58.548	<b>91.9</b>	34.359	96.1	2:02.830	
3-	31.115	105.4	1:00.161	90.9	34.950	94.4	2:06.226	8-	29.907	105.8	58.114	<b>91.9</b>	33.206	96.4	2:01.227	
4-	31.257	105.7	59.777	90.7	34.377	94.9	2:05.411	9-	32.637	99.6	1:04.649	88.4	35.225	96.1	2:12.511	
5-	33.615	99.4	1:03.780	90.8	33.932	94.8	2:11.327	10-	<b>29.693</b>	105.2	<b>57.623</b>	91.7	<b>32.912</b>	<b>96.7</b>	<b>2:00.228</b>	
<b>46</b>	<b>Andrew SMITH</b>												<b>Vis-Tuning</b>			
1-	Out	91.8	1:07.596	90.0	38.972	<b>93.9</b>	2:19.360	5-	Out	61.9	1:27.771	46.2	ln		6:04.362 P	
2-	32.531	98.4	1:09.265	89.7	<b>34.110</b>	92.3	2:15.906	6-							3:29.393	
3-	<b>30.426</b>	<b>102.9</b>	1:03.606	<b>90.6</b>	34.226	91.8	2:08.258	7-							<b>2:02.052</b>	
4-	31.454	99.7	<b>1:00.371</b>	86.9	ln		2:13.144 P									
<b>48</b>	<b>Richard MORGAN</b>															
1-	Out	86.9	1:07.842	87.4	37.585	92.1	2:19.179	6-	30.456	103.7	58.128	90.4	34.616	<b>96.3</b>	2:03.200	
2-	32.239	93.7	1:03.167	84.8	35.331	96.1	2:10.737	7-	30.252	104.0	57.953	90.6	35.004	86.3	2:03.209	
3-	30.753	102.5	1:02.266	88.7	34.260	96.1	2:07.279	8-	31.347	100.9	1:03.810	91.1	33.440	95.2	2:08.597	
4-	30.512	102.5	59.711	90.8	34.456	95.1	2:04.679	9-	30.243	103.9	57.606	91.1	33.172	95.5	2:01.021	
5-	30.634	102.6	58.714	84.3	33.858	<b>96.3</b>	2:03.206	10-	<b>29.835</b>	<b>105.0</b>	<b>56.885</b>	<b>91.6</b>	<b>32.997</b>	92.3	<b>1:59.717</b>	
<b>50</b>	<b>Peter LETTINGA</b>												<b>KPM Racing</b>			
1-	31.254	99.3	58.548	90.1	33.399	96.6	2:03.201	5-	29.310	<b>104.9</b>	<b>56.924</b>	90.0	33.504	96.1	1:59.738	
2-	29.891	99.9	58.710	<b>90.7</b>	<b>32.897</b>	<b>97.0</b>	2:01.498	6-	<b>29.309</b>	104.4	57.081	89.8	33.073	95.9	<b>1:59.463</b>	
3-	29.432	102.0	57.190	90.1	33.476	96.1	2:00.098	7-	31.089	84.0	1:12.200	66.8	ln		2:44.696 P	
4-	29.447	101.4	57.551	90.2	33.321	96.8	2:00.319									
<b>51</b>	<b>Simon ANDREWS</b>															
1-	Out	86.9	1:11.064	75.4	37.142	95.7	2:22.268	6-	29.694	104.9	58.352	90.1	34.142	96.4	2:02.188	
2-	32.783	94.1	1:03.286	88.3	35.057	94.0	2:11.126	7-	29.555	104.4	58.239	90.4	32.961	96.1	2:00.755	
3-	31.190	104.4	1:00.723	89.6	33.971	95.5	2:05.884	8-	<b>29.403</b>	<b>105.2</b>	1:30.198	89.7	34.732	97.1	2:34.333	
4-	29.855	104.7	58.212	<b>90.7</b>	33.570	96.7	2:01.637	9-	30.107	89.2	1:01.719	83.2	35.523	<b>97.4</b>	2:07.349	
5-	30.938	104.2	58.630	89.2	33.288	95.5	2:02.856	10-	29.504	104.7	<b>57.643</b>	90.1	<b>32.692</b>	96.7	<b>1:59.839</b>	

Weather / Track : Bright / Dry

Oulton Park International  
Circuit Length = 2.6920 miles  
Start: 09:00 End: 09:22

# Volkswagen Racing Cup

## QUALIFYING - RACE 8 - ROUND 1 - SECTOR ANALYSIS

<b>53</b>	<b>Steve CHAPLIN</b>											<b>Complete Utilities</b>										
1 -	30.022	105.0	58.012	94.7	32.925	100.2	2:00.959	6 -	28.357	108.4	55.193	95.3	31.688	101.2	1:55.238							
2 -	29.370	106.4	56.466	94.7	32.261	100.6	1:58.097	7 -	28.301	108.1	55.134	95.7	<b>31.548</b>	101.4	1:54.983							
3 -	28.957	107.0	56.006	94.4	32.000	100.9	1:56.963	8 -	28.209	108.8	59.474	93.6	32.473	101.2	2:00.156							
4 -	28.586	107.0	55.789	95.6	32.122	100.8	1:56.497	9 -	<b>27.858</b>	<b>109.5</b>	55.394	96.3	31.683	101.2	1:54.935							
5 -	29.049	107.0	55.837	94.9	32.264	100.3	1:57.150	10 -	27.969	108.8	<b>54.733</b>	<b>97.1</b>	31.934	<b>101.7</b>	<b>1:54.636</b>							
<b>69</b>	<b>James WALKER</b>											<b>KPM Racing</b>										
1 -	Out	88.0	1:03.382	90.9	34.657	98.4	2:11.951	7 -	28.394	109.5	56.410	92.6	31.733	99.7	1:56.537							
2 -	30.265	108.4	57.925	91.6	32.344	99.4	2:00.534	8 -	28.173	109.1	54.741	93.3	31.544	99.9	<b>1:54.458</b>							
3 -	28.293	<b>109.7</b>	56.185	93.2	32.000	<b>101.1</b>	1:56.478	9 -	<b>27.947</b>	<b>109.7</b>	56.910	77.9	32.421	99.6	1:57.278							
4 -	28.717	109.1	55.929	93.5	32.130	99.9	1:56.776	10 -	28.110	108.8	54.922	93.6	31.929	100.0	1:54.961							
5 -	28.906	108.1	56.070	92.7	31.814	99.7	1:56.790	11 -	28.819	108.4	<b>54.540</b>	<b>93.9</b>	<b>31.479</b>	99.6	1:54.838							
6 -	28.434	109.1	55.682	92.7	31.697	99.7	1:55.813															
<b>92</b>	<b>Martyn WALSH</b>											<b>AWM</b>										
1 -	Out	93.7	1:08.346	87.3	38.449	91.7	2:21.896	6 -	29.685	104.0	58.044	90.4	32.960	97.3	2:00.689							
2 -	34.612	94.0	1:02.918	88.9	34.328	96.7	2:11.858	7 -	29.420	<b>104.9</b>	57.547	90.1	34.004	83.8	2:00.971							
3 -	30.434	103.1	59.898	89.5	33.383	96.4	2:03.715	8 -	35.081	77.7	1:07.230	89.2	35.254	96.8	2:17.565							
4 -	30.394	103.1	58.379	89.7	33.150	96.0	2:01.923	9 -	<b>29.194</b>	<b>104.9</b>	57.438	89.8	32.730	<b>97.4</b>	1:59.362							
5 -	35.385	86.3	1:06.191	83.4	34.081	97.0	2:15.657	10 -	29.347	104.2	<b>57.039</b>	<b>90.7</b>	<b>32.650</b>	97.1	<b>1:59.036</b>							
<b>96</b>	<b>Cameron THOMPSON</b>											<b>KPM Racing</b>										
1 -	Out		In	In			2:56.307 P	4 -							2:18.452							
2 -	Out						9:10.463	5 -							2:18.516							
3 -							2:10.643	6 -	<b>31.249</b>						<b>2:07.811</b>							
<b>99</b>	<b>Mark CLYNES</b>																					
1 -	Out	90.9	1:09.266	84.9	36.251	95.5	2:20.136	6 -	29.828	<b>105.0</b>	58.627	87.8	<b>32.983</b>	96.7	2:01.438							
2 -	31.467	103.7	1:00.250	87.8	36.136	95.7	2:07.853	7 -	29.816	104.9	57.689	88.3	33.749	92.8	2:01.254							
3 -	31.632	102.6	59.328	88.3	33.880	95.3	2:04.840	8 -	30.207	104.7	<b>57.519</b>	<b>89.1</b>	35.405	94.4	2:03.131							
4 -	30.533	103.1	58.420	88.9	33.317	<b>97.0</b>	2:02.270	9 -	30.586	103.7	58.268	88.5	33.643	95.3	2:02.497							
5 -	30.571	103.7	58.103	88.8	33.461	<b>97.0</b>	2:02.135	10 -	<b>29.771</b>	104.5	57.630	88.4	33.765	93.9	<b>2:01.166</b>							

Weather / Track : Bright / Dry

Oulton Park International  
Circuit Length = 2.6920 miles  
Start: 09:00 End: 09:22

# Volkswagen Racing Cup

## QUALIFYING - RACE 8 - ROUND 1 - BEST SECTOR TIMES

SECTOR 1			SECTOR 2			SECTOR 3			IDEAL / BEST COMPARISON						
POS	NO	NAME	TIME	NO	NAME	TIME	NO	NAME	TIME	POS	NO	NAME	IDEAL	BEST	DIFF
1	53	CHAPLIN	27.858	69	WALKER	54.540	13	FULBROOK	31.272	1	13	FULBROOK	1:53.873	1:54.016	0.143
2	13	FULBROOK	27.883	13	FULBROOK	54.718	69	WALKER	31.479	2	69	WALKER	1:53.966	1:54.458	0.492
3	69	WALKER	27.947	53	CHAPLIN	54.733	53	CHAPLIN	31.548	3	53	CHAPLIN	1:54.139	1:54.636	0.497
4	38	WOOD	28.212	2	FELIX	54.827	38	WOOD	31.805	4	2	FELIX	1:54.851	1:55.269	0.418
5	2	FELIX	28.215	8	MASON	55.405	2	FELIX	31.809	5	38	WOOD	1:55.444	1:55.522	0.078
6	8	MASON	28.387	38	WOOD	55.427	32	GRIFFIN	32.034	6	8	MASON	1:55.830	1:55.885	0.055
7	32	GRIFFIN	28.541	4	WENHAM	55.438	8	MASON	32.038	7	4	WENHAM	1:56.706	1:56.980	0.274
8	9	CORSTOPHINE	28.549	20	KURTON	56.107	20	KURTON	32.327	8	32	GRIFFIN	1:56.781	1:56.781	0.000
9	4	WENHAM	28.557	32	GRIFFIN	56.206	9	CORSTOPHINE	32.400	9	20	KURTON	1:57.254	1:57.478	0.224
10	20	KURTON	28.820	21	WALKER	56.228	92	WALSH	32.650	10	9	CORSTOPHINE	1:57.399	1:57.399	0.000
11	21	WALKER	28.932	9	CORSTOPHINE	56.450	51	ANDREWS	32.692	11	21	WALKER	1:58.162	1:59.181	1.019
12	92	WALSH	29.194	7	SNAYLAM	56.870	4	WENHAM	32.711	12	92	WALSH	1:58.883	1:59.036	0.153
13	50	LETTINGA	29.309	48	MORGAN	56.885	7	SNAYLAM	32.827	13	7	SNAYLAM	1:59.031	1:59.487	0.456
14	7	SNAYLAM	29.334	50	LETTINGA	56.924	50	LETTINGA	32.897	14	50	LETTINGA	1:59.130	1:59.463	0.333
15	51	ANDREWS	29.403	92	WALSH	57.039	44	RILEY	32.912	15	48	MORGAN	1:59.717	1:59.717	0.000
16	24	MORRIS	29.507	99	CLYNES	57.519	99	CLYNES	32.983	16	51	ANDREWS	1:59.738	1:59.839	0.101
17	44	RILEY	29.693	44	RILEY	57.623	48	MORGAN	32.997	17	44	RILEY	2:00.228	2:00.228	0.000
18	99	CLYNES	29.771	51	ANDREWS	57.643	21	WALKER	33.002	18	99	CLYNES	2:00.273	2:01.166	0.893
19	48	MORGAN	29.835	24	MORRIS	57.691	24	MORRIS	33.251	19	24	MORRIS	2:00.449	2:00.824	0.375
20	6	HOWARD	30.229	6	HOWARD	59.831	46	SMITH	34.110	20	6	HOWARD	2:04.233	2:04.402	0.169
21	46	SMITH	30.426	46	SMITH	1:00.371	6	HOWARD	34.173	21	46	SMITH	2:04.907	2:02.052	-2.855
22	96	THOMPSON	31.249	31	WILSON		31	WILSON		22	31	WILSON		1:57.635	0.000
23	31	WILSON		96	THOMPSON		96	THOMPSON		23	96	THOMPSON		2:07.811	0.000
												Perfect Lap		1:53.670	

Weather / Track : Bright / Dry

Oulton Park International  
Circuit Length = 2.6920 miles  
Start: 09:00 End: 09:22

# Volkswagen Racing Cup

## QUALIFYING - RACE 8 - ROUND 1 - SPEED TRAPS


SECTOR 1				SECTOR 2			FINISH LINE		
POS	NO	NAME	MPH	NO	NAME	MPH	NO	NAME	MPH
1	13	Joe FULBROOK	113.4	13	Joe FULBROOK	99.1	13	Joe FULBROOK	103.2
2	38	Steve WOOD	111.3	53	Steve CHAPLIN	97.1	38	Steve WOOD	102.1
3	69	James WALKER	109.7	38	Steve WOOD	95.9	53	Steve CHAPLIN	101.7
4	53	Steve CHAPLIN	109.5	2	Peter FELIX	94.1	69	James WALKER	101.1
5	32	Kieran GRIFFIN	108.9	69	James WALKER	93.9	2	Peter FELIX	100.0
6	9	Jamie CORSTOPHINE	108.1	24	Philip MORRIS	92.6	8	Aaron MASON	98.8
7	8	Aaron MASON	107.7	8	Aaron MASON	92.1	32	Kieran GRIFFIN	98.4
8	2	Peter FELIX	107.5	9	Jamie CORSTOPHINE	91.9	7	Tim SNAYLAM	97.8
9	20	Mike KURTON	107.5	32	Kieran GRIFFIN	91.9	20	Mike KURTON	97.8
10	21	Richard WALKER	106.4	44	Robin RILEY	91.9	24	Philip MORRIS	97.5
11	44	Robin RILEY	106.0	7	Tim SNAYLAM	91.7	51	Simon ANDREWS	97.4
12	7	Tim SNAYLAM	105.8	21	Richard WALKER	91.7	92	Martyn WALSH	97.4
13	24	Philip MORRIS	105.7	20	Mike KURTON	91.6	9	Jamie CORSTOPHINE	97.0
14	4	Zoe WENHAM	105.4	48	Richard MORGAN	91.6	50	Peter LETTINGA	97.0
15	51	Simon ANDREWS	105.2	50	Peter LETTINGA	90.7	99	Mark CLYNES	97.0
16	48	Richard MORGAN	105.0	51	Simon ANDREWS	90.7	21	Richard WALKER	96.8
17	99	Mark CLYNES	105.0	92	Martyn WALSH	90.7	44	Robin RILEY	96.7
18	50	Peter LETTINGA	104.9	46	Andrew SMITH	90.6	48	Richard MORGAN	96.3
19	92	Martyn WALSH	104.9	4	Zoe WENHAM	89.8	4	Zoe WENHAM	95.7
20	46	Andrew SMITH	102.9	99	Mark CLYNES	89.1	46	Andrew SMITH	93.9
21	6	Mark HOWARD	101.2	6	Mark HOWARD	85.1	6	Mark HOWARD	91.8
22									
23									

Weather / Track : Bright / Dry

Oulton Park International  
Circuit Length = 2.6920 miles  
Start: 09:00 End: 09:22

# Volkswagen Racing Cup

## RACE 8 - ROUND 1 - GRID

ROW 12	2:07.811 96 Cameron THOMPSON	
ROW 11	2:02.052 46 Andrew SMITH	2:04.402 6 Mark HOWARD
ROW 10	2:00.824 24 Philip MORRIS	2:01.166 99 Mark CLYNES
ROW 9	1:59.839 51 Simon ANDREWS	2:00.228 44 Robin RILEY
ROW 8	1:59.487 7 Tim SNAYLAM	1:59.717 48 Richard MORGAN
ROW 7	1:59.181 21 Richard WALKER	1:59.463 50 Peter LETTINGA
ROW 6	1:57.635 31 Thomas WILSON	1:59.036 92 Martyn WALSH
ROW 5	1:57.399 9 Jamie CORSTOPHINE	1:57.478 20 Mike KURTON
ROW 4	1:56.781 32 Kieran GRIFFIN	1:56.980 4 Zoe WENHAM
ROW 3	1:55.522 38 Steve WOOD	1:55.885 8 Aaron MASON
ROW 2	1:54.636 53 Steve CHAPLIN	1:55.269 2 Peter FELIX
ROW 1	1:54.016 13 Joe FULBROOK	1:54.458 69 James WALKER
<b>Pole</b>		
		

Oulton Park International  
Circuit Length = 2.6920 miles

**These results are provisional until the conclusion of any judicial and technical matters.**

Clerk of Course :		Timekeeper :
-------------------	--	--------------

# Volkswagen Racing Cup

## RACE 8 - ROUND 1 - CLASSIFICATION

POS	NO	CL	NAME	ENTRY	LAPS	TIME	GAP	DIFF	MPH	BEST	ON
1	13		<b>Joe FULBROOK</b>	Bora 1.8T - Warranty Direct Racing	11	21:26.307			82.87	1:55.783	4
2	69		<b>James WALKER</b>	Golf Mk5 Gti - KPM Racing	11	21:26.832	<b>0.525</b>	0.525	82.84	1:55.807	10
3	53		<b>Steve CHAPLIN</b>	Beetle 3.2 Rsi - Complete Utilities	11	21:27.480	<b>1.173</b>	0.648	82.80	1:55.774	7
4	2		<b>Peter FELIX</b>	Golf Mk5 Gti - Edynamix With 20 Ten Racing	11	21:28.591	<b>2.284</b>	1.111	82.72	1:55.612	7
5	21		<b>Richard WALKER</b>	Golf Mk5 Gti - KPM Racing	11	21:30.249	<b>3.942</b>	1.658	82.62	1:55.169	7
6	32		<b>Kieran GRIFFIN</b>	Scirocco 2.0 R - Addison Lee / Slidesports	11	21:38.413	<b>12.106</b>	8.164	82.10	1:56.516	5
7	38		<b>Steve WOOD</b>	Golf Mk5 Gti -	11	21:38.589	<b>12.282</b>	0.176	82.09	1:56.350	6
8	20		<b>Mike KURTON</b>	Scirocco 2.0 R - Slidesports	11	21:54.588	<b>28.281</b>	15.999	81.09	1:57.584	8
9	9		<b>Jamie CORSTOPHINE</b>	Seat 2.0 Cupra R - Volkswagen Racing Uk	11	21:56.437	<b>30.130</b>	1.849	80.97	1:57.948	4
10	7		<b>Tim SNAYLAM</b>	Golf Mk5 Gti - Allied Nippon	11	22:04.449	<b>38.142</b>	8.012	80.48	1:57.911	3
11	92		<b>Martyn WALSH</b>	Golf Mk5 Gti - AWM	11	22:10.720	<b>44.413</b>	6.271	80.11	1:59.001	9
12	31		<b>Thomas WILSON</b>	Golf Mk5 Gti -	11	22:14.870	<b>48.563</b>	4.150	79.86	1:58.863	6
13	8		<b>Aaron MASON</b>	Golf Mk5 Gti - Comline / AWM	11	22:15.305	<b>48.998</b>	0.435	79.83	1:57.400	9
14	4		<b>Zoe WENHAM</b>	Golf Mk5 Gti - Slidesports	11	22:16.978	<b>50.671</b>	1.673	79.73	1:58.088	4
15	24		<b>Philip MORRIS</b>	Golf Mk5 Gti - KPM Racing	11	22:32.770	<b>1:06.463</b>	15.792	78.80	2:00.648	3
16	48		<b>Richard MORGAN</b>	Golf Mk5 Gti -	11	22:33.052	<b>1:06.745</b>	0.282	78.78	2:00.950	11
17	51		<b>Simon ANDREWS</b>	Golf Mk5 Gti -	11	22:33.533	<b>1:07.226</b>	0.481	78.76	2:00.603	3
18	44		<b>Robin RILEY</b>	Beetle 3.2 Rsi -	11	22:34.471	<b>1:08.164</b>	0.938	78.70	1:59.876	6
19	6		<b>Mark HOWARD</b>	Jetta 2.0 Sport - Volkswagen Racing Uk	11	23:12.350	<b>1:46.043</b>	37.879	76.56	2:04.432	6
20	96		<b>Cameron THOMPSON</b>	Beetle 3.2 Rsi - KPM Racing	10	21:44.580	<b>1 lap</b>	1 lap	74.28	2:07.582	6

### NOT CLASSIFIED

<i>DNF</i>	50		<b>Peter LETTINGA</b>	Golf Mk5 Gti - KPM Racing	8	16:52.447	<b>3 laps</b>	2 laps	76.57	1:59.151	3
<i>DNF</i>	99		<b>Mark CLYNES</b>	VW Golf Gti MkV -	5	10:44.718	<b>6 laps</b>	3 laps	75.15	2:00.265	2
<i>DNF</i>	46		<b>Andrew SMITH</b>	Beetle Tdi - Vis-Tuning	4	9:17.670	<b>7 laps</b>	1 lap	69.51	2:01.548	3

### FASTEST LAP

21			<b>Richard WALKER</b>	Golf Mk5 Gti - KPM Racing	7	1:55.169			84.14 mph	135.42 kph	
----	--	--	-----------------------	---------------------------	---	----------	--	--	-----------	------------	--

Weather / Track : Cloudy / Dry

These results are provisional until the conclusion of any judicial and technical matters.

Oulton Park International  
Circuit Length = 2.6920 miles  
Start: 13:54 End: 14:18

Clerk of Course :		Timekeeper :	
-------------------	--	--------------	--

**Volkswagen Racing Cup**  
**RACE 8 - ROUND 1 - LAP CHART**

Lap 1			Lap 2			Lap 3			Lap 4			Lap 5		
No	Behind	Laptime	No	Behind	Laptime	No	Behind	Laptime	No	Behind	Laptime	No	Behind	Laptime
13		2:04.008	13		1:57.338	13		1:56.561	13		1:55.783	13		1:56.614
69	0.694	2:04.702	69	0.763	1:57.407	69	0.712	1:56.510	69	1.016	1:56.087	69	0.808	1:56.406
53	1.896	2:05.904	53	1.071	1:56.513	53	1.117	1:56.607	53	1.470	1:56.136	53	0.970	1:56.114
38	2.890	2:06.898	2	3.034	1:57.343	2	2.529	1:56.056	2	2.632	1:55.886	2	1.838	1:55.820
2	3.029	2:07.037	32	4.152	1:57.795	21	4.072	1:56.312	21	4.489	1:56.200	21	3.981	1:56.106
32	3.695	2:07.703	21	4.321	1:57.188	32	5.126	1:57.535	32	6.177	1:56.834	32	6.079	1:56.516
21	4.471	2:08.479	38	4.703	1:59.151	38	5.481	1:57.339	38	6.524	1:56.826	38	6.516	1:56.606
20	5.652	2:09.660	20	7.114	1:58.800	20	9.300	1:58.747	20	11.952	1:58.435	20	13.609	1:58.271
9	6.517	2:10.525	9	8.624	1:59.445	9	10.449	1:58.386	9	12.614	1:57.948	9	14.174	1:58.174
4	6.993	2:11.001	4	9.501	1:59.846	4	11.656	1:58.716	4	13.961	1:58.088	4	16.659	1:59.312
50	7.431	2:11.439	50	10.200	2:00.107	50	12.790	1:59.151	7	16.548	1:59.024	7	19.121	1:59.187
31	8.767	2:12.775	31	11.028	1:59.599	7	13.307	1:57.911	50	17.522	2:00.515	50	20.865	1:59.957
92	9.158	2:13.166	7	11.957	1:58.945	31	13.907	1:59.440	31	19.440	2:01.316	31	23.859	2:01.033
7	10.350	2:14.358	92	12.245	2:00.425	92	16.132	2:00.448	92	20.245	1:59.896	92	24.067	2:00.436
24	11.148	2:15.156	24	15.466	2:01.656	24	19.553	2:00.648	24	26.256	2:02.486	8	31.266	2:01.216
51	11.300	2:15.308	51	15.774	2:01.812	51	19.816	2:00.603	8	26.664	2:00.968	24	32.980	2:03.338
48	11.861	2:15.869	48	16.652	2:02.129	48	21.400	2:01.309	51	27.101	2:03.068	51	33.396	2:02.909
44	13.877	2:17.885	44	17.014	2:00.475	8	21.479	1:59.846	48	28.406	2:02.789	48	33.778	2:01.986
99	14.631	2:18.639	99	17.558	2:00.265	99	22.465	2:01.468	99	28.841	2:02.159	44	37.346	2:04.588
46	16.080	2:20.088	8	18.194	1:59.398	44	23.434	2:02.981	44	29.372	2:01.721	6	51.191	2:04.797
8	16.134	2:20.142	46	20.628	2:01.886	46	25.615	2:01.548	6	43.008	2:06.498	99	54.414	2:22.187 P
6	16.154	2:20.162	6	24.357	2:05.541	6	32.293	2:04.497	96	55.740	2:08.735	96	1:07.518	2:08.392
96	19.674	2:23.682	96	31.261	2:08.925	96	42.788	2:08.088	46	1:23.980	2:54.148 P			

Weather / Track : Cloudy / Dry

Oulton Park International  
Circuit Length = 2.6920 miles  
Start: 13:54 End: 14:18

**Volkswagen Racing Cup**  
**RACE 8 - ROUND 1 - LAP CHART**

Lap 6			Lap 7			Lap 8			Lap 9			Lap 10		
No	Behind	Laptime	No	Behind	Laptime	No	Behind	Laptime	No	Behind	Laptime	No	Behind	Laptime
13		1:56.252	13		1:55.939	13		1:55.993	13		1:56.040	13		1:55.803
69	0.596	1:56.040	69	0.656	1:55.999	69	0.768	1:56.105	69	0.611	1:55.883	69	0.615	1:55.807
53	1.206	1:56.488	53	1.041	1:55.774	53	1.059	1:56.011	53	0.997	1:55.978	53	1.277	1:56.083
2	2.290	1:56.704	2	1.963	1:55.612	2	1.963	1:55.993	2	1.827	1:55.904	2	1.995	1:55.971
21	3.694	1:55.965	21	2.924	1:55.169	21	2.917	1:55.986	21	2.269	1:55.392	21	2.552	1:56.086
32	6.398	1:56.571	32	7.874	1:57.415	32	8.768	1:56.887	32	9.256	1:56.528	96	1 LAP	2:11.475
38	6.614	1:56.350	38	8.131	1:57.456	38	8.998	1:56.860	38	9.508	1:56.550	32	10.580	1:57.127
20	16.195	1:58.838	20	18.348	1:58.092	20	19.939	1:57.584	20	22.027	1:58.128	38	10.769	1:57.064
9	16.766	1:58.844	9	19.193	1:58.366	9	21.553	1:58.353	9	24.421	1:58.908	20	24.977	1:58.753
4	21.127	2:00.720	7	24.362	1:58.358	7	27.334	1:58.965	7	31.238	1:59.944	9	27.533	1:58.915
7	21.943	1:59.074	4	25.879	2:00.691	4	31.234	2:01.348	4	36.881	2:01.687	7	34.353	1:58.918
50	25.173	2:00.560	31	30.112	1:59.581	31	34.344	2:00.225	92	37.357	1:59.001	92	41.078	1:59.524
31	26.470	1:58.863	92	30.655	1:59.548	92	34.396	1:59.734	31	38.835	2:00.531	4	43.015	2:01.937
92	27.046	1:59.231	50	36.341	2:07.107	8	39.040	1:58.414	8	40.400	1:57.400	31	43.883	2:00.851
8	33.678	1:58.664	8	36.619	1:58.880	24	49.631	2:01.784	24	55.521	2:01.930	8	44.065	1:59.468
24	38.483	2:01.755	24	43.840	2:01.296	51	49.950	2:01.870	48	56.579	2:02.213	24	1:01.405	2:01.687
51	38.749	2:01.605	51	44.073	2:01.263	48	50.406	2:01.332	51	57.302	2:03.392	48	1:01.771	2:00.995
48	39.079	2:01.553	48	45.067	2:01.927	44	51.051	2:01.723	44	57.432	2:02.421	51	1:02.586	2:01.087
44	40.970	1:59.876	44	45.321	2:00.290	50	1:13.959	2:33.611 P	6	1:26.015	2:04.674	44	1:03.159	2:01.530
6	59.371	2:04.432	6	1:08.610	2:05.178	6	1:17.381	2:04.764				6	1:36.200	2:05.988
96	1:18.848	2:07.582	96	1:31.453	2:08.544	96	1:44.721	2:09.261						

Weather / Track : Cloudy / Dry

Oulton Park International  
Circuit Length = 2.6920 miles  
Start: 13:54 End: 14:18

**Volkswagen Racing Cup**  
**RACE 8 - ROUND 1 - LAP CHART**

Lap 11		
No	Behind	Laptime
13		1:55.976
69	0.525	1:55.886
53	1.173	1:55.872
2	2.284	1:56.265
21	3.942	1:57.366
32	12.106	1:57.502
38	12.282	1:57.489
96	1 LAP	2:09.896
20	28.281	1:59.280
9	30.130	1:58.573
7	38.142	1:59.765
92	44.413	1:59.311
31	48.563	2:00.656
8	48.998	2:00.909
4	50.671	2:03.632
24	1:06.463	2:01.034
48	1:06.745	2:00.950
51	1:07.226	2:00.616
44	1:08.164	2:00.981
6	1:46.043	2:05.819

**Weather / Track : Cloudy / Dry**

Oulton Park International  
Circuit Length = 2.6920 miles  
Start: 13:54 End: 14:18

# Volkswagen Racing Cup

## RACE 8 - ROUND 1 - SECTOR ANALYSIS

<b>2</b>	<b>Peter FELIX</b>											<b>Edynamix With 20 Ten Racing</b>										
1-	105.5	57.842	91.2	32.507	94.7	2:07.037	7-	28.449	106.7	<b>55.284</b>	<b>92.4</b>	31.879	99.0	<b>1:55.612</b>								
2-	29.658	106.7	55.646	92.1	32.039	98.8	1:57.343	8-	28.537	<b>107.2</b>	55.425	91.7	32.031	95.2	1:55.993							
3-	28.636	106.0	55.495	91.7	31.925	98.3	1:56.056	9-	28.471	106.9	55.578	92.1	31.855	99.4	1:55.904							
4-	28.448	106.7	55.633	<b>92.4</b>	<b>31.805</b>	100.0	1:55.886	10-	28.472	107.0	55.589	<b>92.4</b>	31.910	<b>101.1</b>	1:55.971							
5-	<b>28.329</b>	106.7	55.524	92.1	31.967	99.7	1:55.820	11-	28.500	107.0	55.792	91.9	31.973	96.4	1:56.265							
6-	28.620	106.7	56.022	90.9	32.062	99.1	1:56.704															
<b>4</b>	<b>Zoe WENHAM</b>											<b>Slidesports</b>										
1-	101.7	59.043	89.1	<b>32.942</b>	<b>95.2</b>	2:11.001	7-	29.532	102.8	57.859	89.5	33.300	94.4	2:00.691								
2-	28.964	<b>104.9</b>	57.841	89.6	33.041	<b>95.2</b>	1:59.846	8-	29.656	102.9	57.919	88.8	33.773	92.6	2:01.348							
3-	28.882	104.5	56.786	89.5	33.048	94.7	1:58.716	9-	29.762	101.7	58.184	88.1	33.741	94.1	2:01.687							
4-	<b>28.750</b>	104.5	<b>56.384</b>	<b>89.8</b>	32.954	<b>95.2</b>	<b>1:58.088</b>	10-	29.645	103.2	58.583	89.0	33.709	93.5	2:01.937							
5-	29.127	104.0	56.863	88.9	33.322	94.1	1:59.312	11-	29.712	102.9	59.485	88.8	34.435	87.2	2:03.632							
6-	29.684	102.6	57.385	88.3	33.651	93.5	2:00.720															
<b>6</b>	<b>Mark HOWARD</b>											<b>Volkswagen Racing Uk</b>										
1-	97.8	1:02.293	<b>84.5</b>	34.337	90.1	2:20.162	7-	30.762	100.9	1:00.055	84.2	34.361	90.3	2:05.178								
2-	31.510	<b>101.2</b>	59.671	<b>84.5</b>	34.360	<b>91.1</b>	2:05.541	8-	30.691	101.1	<b>59.654</b>	84.1	34.419	90.9	2:04.764							
3-	30.377	100.9	59.824	84.2	<b>34.296</b>	90.8	2:04.497	9-	30.379	101.1	59.789	83.9	34.506	90.7	2:04.674							
4-	31.068	99.4	1:00.869	83.9	34.561	90.7	2:06.498	10-	30.659	100.8	1:00.546	83.1	34.783	90.0	2:05.988							
5-	30.355	101.1	1:00.034	83.4	34.408	90.8	2:04.797	11-	<b>30.322</b>	<b>101.2</b>	1:00.405	83.7	35.092	85.4	2:05.819							
6-	30.356	100.9	59.660	83.9	34.416	90.8	<b>2:04.432</b>															
<b>7</b>	<b>Tim SNAYLAM</b>											<b>Allied Nippon</b>										
1-	105.7	1:00.051	89.5	33.107	94.3	2:14.358	7-	28.908	105.4	56.773	90.2	32.677	96.6	1:58.358								
2-	29.020	<b>107.2</b>	57.230	<b>92.3</b>	32.695	97.3	1:58.945	8-	28.898	105.2	57.264	89.8	32.803	95.6	1:58.965							
3-	28.812	106.2	56.720	91.1	<b>32.379</b>	<b>97.8</b>	<b>1:57.911</b>	9-	29.557	104.0	57.251	88.3	33.136	96.8	1:59.944							
4-	<b>28.810</b>	105.5	57.481	89.8	32.733	95.9	1:59.024	10-	29.279	104.0	<b>56.524</b>	86.8	33.115	93.3	1:58.918							
5-	29.391	105.5	56.868	90.3	32.928	94.3	1:59.187	11-	29.439	105.2	57.066	88.7	33.260	97.1	1:59.765							
6-	29.223	105.2	56.886	90.4	32.965	96.1	1:59.074															
<b>8</b>	<b>Aaron MASON</b>											<b>Comline / AWM</b>										
1-	91.3	1:01.854	92.3	33.927	97.8	2:20.142	7-	29.051	106.4	56.952	91.9	32.877	97.8	1:58.880								
2-	29.078	105.5	57.306	91.7	33.014	<b>97.7</b>	1:59.398	8-	29.364	106.0	56.542	92.4	32.508	98.3	1:58.414							
3-	29.249	106.9	57.610	92.4	32.987	98.5	1:59.846	9-	28.757	107.0	<b>56.330</b>	92.6	<b>32.313</b>	98.4	<b>1:57.400</b>							
4-	29.318	106.4	58.302	<b>92.7</b>	33.348	98.7	2:00.968	10-	<b>28.737</b>	<b>108.9</b>	57.345	90.8	33.386	97.4	1:59.468							
5-	29.884	107.5	58.350	90.7	32.982	98.5	2:01.216	11-	29.186	107.9	57.333	90.8	34.390	87.8	2:00.909							
6-	29.254	105.7	56.707	91.6	32.703	99.0	1:58.664															
<b>9</b>	<b>Jamie CORSTOPHINE</b>											<b>Volkswagen Racing Uk</b>										
1-	104.7	59.140	90.9	33.167	96.4	2:10.525	7-	<b>28.648</b>	<b>107.9</b>	57.134	91.3	32.584	95.2	1:58.366								
2-	29.137	107.4	57.407	90.8	32.901	96.4	1:59.445	8-	28.857	107.7	56.914	90.6	32.582	96.3	1:58.353							
3-	28.962	106.5	56.859	90.8	32.565	<b>96.8</b>	1:58.386	9-	29.254	106.9	57.039	91.1	32.615	94.0	1:58.908							
4-	28.775	107.4	56.766	91.3	<b>32.407</b>	96.6	<b>1:57.948</b>	10-	28.959	107.4	57.121	90.3	32.835	95.5	1:58.915							
5-	28.780	107.4	56.780	91.1	32.614	96.0	1:58.174	11-	28.985	<b>107.9</b>	<b>56.731</b>	91.1	32.857	95.9	1:58.573							
6-	28.953	<b>107.9</b>	56.961	<b>91.4</b>	32.930	95.6	1:58.844															
<b>13</b>	<b>Joe FULBROOK</b>											<b>Warranty Direct Racing</b>										
1-	109.8	56.866	96.0	32.049	98.4	2:04.008	7-	28.577	110.0	55.650	97.0	31.712	101.1	1:55.939								
2-	29.149	110.9	55.906	96.0	32.283	99.3	1:57.338	8-	28.561	110.6	<b>55.473</b>	97.1	31.959	98.3	1:55.993							
3-	28.914	110.9	55.732	96.3	31.915	100.3	1:56.561	9-	28.646	110.2	55.626	96.6	31.768	<b>101.2</b>	1:56.040							
4-	28.599	111.1	55.486	<b>97.4</b>	<b>31.698</b>	98.5	<b>1:55.783</b>	10-	<b>28.401</b>	<b>111.8</b>	55.667	97.1	31.735	100.6	1:55.803							
5-	29.038	107.2	55.750	96.8	31.826	100.0	1:56.614	11-	28.618	111.1	55.493	96.8	31.865	98.8	1:55.976							
6-	28.770	109.5	55.779	96.4	31.703	100.8	1:56.252															
<b>20</b>	<b>Mike KURTON</b>											<b>Slidesports</b>										
1-	105.4	58.812	<b>91.1</b>	32.907	<b>97.7</b>	2:09.660	7-	29.005	107.0	56.368	90.8	32.719	97.3	1:58.092								
2-	29.430	106.5	56.975	90.8	<b>32.395</b>	97.3	1:58.800	8-	<b>28.707</b>	107.0	<b>56.247</b>	90.7	32.630	96.4	<b>1:57.584</b>							
3-	29.327	107.2	56.492	<b>91.1</b>	32.928	97.1	1:58.747	9-	28.897	106.9	56.529	<b>91.1</b>	32.702	97.4	1:58.128							
4-	28.976	106.5	56.590	90.9	32.869	96.8	1:58.435	10-	28.945	107.0	56.951	90.1	32.857	96.8	1:58.753							
5-	28.939	<b>107.4</b>	56.502	90.9	32.830	97.4	1:58.271	11-	29.057	107.2	57.037	90.3	33.186	96.6	1:59.280							

Weather / Track : Cloudy / Dry

Oulton Park International  
Circuit Length = 2.6920 miles  
Start: 13:54 End: 14:18

# Volkswagen Racing Cup

## RACE 8 - ROUND 1 - SECTOR ANALYSIS

6-	29.073	107.0	56.868	90.9	32.897	97.0	1:58.838								
<b>21</b>	<b>Richard WALKER</b>						<b>KPM Racing</b>								
1-	104.0	57.676	92.1	32.403	98.3	2:08.479	7-	28.302	107.5	<b>54.920</b>	92.2	<b>31.947</b>	98.3	<b>1:55.169</b>	
2-	28.594	107.0	56.522	93.2	32.072	98.3	1:57.188	8-	28.204	108.1	55.301	92.1	32.481	97.7	1:55.986
3-	28.629	106.5	55.555	92.8	32.128	99.0	1:56.312	9-	28.334	106.5	55.080	<b>93.6</b>	31.978	<b>99.6</b>	1:55.392
4-	28.542	106.4	55.501	92.9	32.157	96.3	1:56.200	10-	<b>28.180</b>	107.9	55.879	92.7	32.027	97.8	1:56.086
5-	28.283	106.9	55.634	92.6	32.189	98.3	1:56.106	11-	28.230	<b>108.6</b>	56.573	91.6	32.563	93.1	1:57.366
6-	28.284	106.7	55.605	92.6	32.076	97.8	1:55.965								
<b>24</b>	<b>Philip MORRIS</b>						<b>KPM Racing</b>								
1-	103.2	1:00.186	<b>97.2</b>	34.269	95.6	2:15.156	7-	29.976	105.5	57.751	90.9	33.569	96.1	2:01.296	
2-	30.275	105.2	57.876	91.1	33.505	96.7	2:01.656	8-	29.939	<b>105.7</b>	58.429	90.8	33.416	95.9	2:01.784
3-	<b>29.605</b>	105.4	57.791	90.9	<b>33.252</b>	<b>97.1</b>	<b>2:00.648</b>	9-	30.374	104.4	57.832	90.6	33.724	95.3	2:01.930
4-	30.588	102.1	58.199	90.8	33.699	<b>97.1</b>	2:02.486	10-	29.943	105.2	57.825	90.4	33.919	96.0	2:01.687
5-	30.194	104.7	58.311	90.2	34.833	96.4	2:03.338	11-	29.892	105.4	<b>57.538</b>	90.8	33.604	97.0	2:01.034
6-	29.909	105.2	58.080	90.8	33.766	96.0	2:01.755								
<b>31</b>	<b>Thomas WILSON</b>														
1-	102.1	1:00.254	91.1	33.087	97.8	2:12.775	7-	29.069	107.7	57.458	90.8	33.054	96.8	1:59.581	
2-	29.205	108.6	57.683	91.6	32.711	98.3	1:59.599	8-	29.525	106.9	57.341	91.2	33.359	95.2	2:00.225
3-	28.967	107.9	57.080	<b>92.2</b>	33.393	97.7	1:59.440	9-	29.676	109.1	57.450	91.3	33.405	96.4	2:00.531
4-	<b>28.886</b>	108.2	59.425	91.4	33.005	96.1	2:01.316	10-	29.468	107.5	58.017	91.1	33.366	<b>98.4</b>	2:00.851
5-	29.507	107.2	58.056	90.7	33.470	96.8	2:01.033	11-	29.151	<b>109.3</b>	57.412	91.4	34.093	94.4	2:00.656
6-	29.567	107.2	<b>56.619</b>	92.1	<b>32.677</b>	97.1	<b>1:58.863</b>								
<b>32</b>	<b>Kieran GRIFFIN</b>						<b>Addison Lee / Slidesports</b>								
1-	106.5	58.050	91.2	32.392	97.1	2:07.703	7-	28.736	107.0	56.598	91.1	32.081	96.6	1:57.415	
2-	29.130	106.5	56.489	<b>97.7</b>	32.176	97.4	1:57.795	8-	28.570	108.2	56.269	90.9	32.048	97.1	1:56.887
3-	29.093	<b>108.8</b>	56.284	<b>97.7</b>	32.158	<b>97.5</b>	1:57.535	9-	28.438	107.9	<b>55.920</b>	90.1	32.170	96.3	1:56.528
4-	28.504	108.6	56.330	<b>97.7</b>	<b>32.000</b>	96.8	1:56.834	10-	28.476	108.2	56.362	90.8	32.289	96.0	1:57.127
5-	<b>28.313</b>	108.2	56.183	91.2	32.020	97.1	<b>1:56.516</b>	11-	29.297	106.5	56.047	90.9	32.158	95.9	1:57.502
6-	28.550	108.2	55.927	91.6	32.094	97.0	1:56.571								
<b>38</b>	<b>Steve WOOD</b>														
1-	109.7	57.344	94.8	32.814	100.6	2:06.898	7-	28.928	110.9	56.331	94.4	32.197	97.5	1:57.456	
2-	29.931	106.5	56.986	<b>94.9</b>	32.234	101.7	1:59.151	8-	28.687	111.1	56.106	94.8	32.067	101.2	1:56.860
3-	28.988	110.7	56.275	93.7	32.076	100.8	1:57.339	9-	29.350	110.2	<b>55.224</b>	94.5	<b>31.976</b>	101.1	1:56.550
4-	28.691	110.4	55.955	92.8	32.180	101.7	1:56.826	10-	28.494	<b>111.3</b>	56.274	94.4	32.296	100.9	1:57.064
5-	<b>28.389</b>	111.1	55.943	89.6	32.274	100.5	1:56.606	11-	29.796	108.9	55.556	93.2	32.137	<b>101.8</b>	1:57.489
6-	28.449	111.1	55.772	91.7	32.129	101.2	<b>1:56.350</b>								
<b>44</b>	<b>Robin RILEY</b>														
1-	102.6	1:01.802	90.9	33.831	94.9	2:17.885	7-	29.849	106.0	<b>57.066</b>	<b>93.3</b>	33.375	96.3	2:00.290	
2-	29.506	107.7	57.777	92.8	33.192	<b>97.5</b>	2:00.475	8-	29.734	108.1	58.581	91.3	33.408	95.7	2:01.723
3-	30.561	100.5	59.259	92.6	33.161	96.0	2:02.981	9-	29.864	107.4	58.715	91.4	33.842	95.3	2:02.421
4-	<b>29.146</b>	<b>108.6</b>	58.699	91.3	33.876	96.1	2:01.721	10-	30.333	105.4	58.142	92.8	33.055	96.7	2:01.530
5-	29.945	106.7	58.128	90.1	36.515	95.5	2:04.588	11-	29.496	108.2	58.099	90.9	33.386	95.3	2:00.981
6-	29.483	106.5	57.374	92.1	<b>33.019</b>	95.9	<b>1:59.876</b>								
<b>46</b>	<b>Andrew SMITH</b>						<b>Vis-Tuning</b>								
1-	102.6	1:02.070	89.4	34.094	<b>93.7</b>	2:20.088	3-	<b>29.814</b>	102.1	58.150	87.7	33.584	93.5	<b>2:01.548</b>	
2-	30.489	<b>104.5</b>	<b>58.018</b>	<b>90.8</b>	<b>33.379</b>	92.8	2:01.886	4-	34.166	61.1	1:27.019	51.9	ln	2:54.148 P	
<b>48</b>	<b>Richard MORGAN</b>														
1-	103.9	1:01.321	90.1	33.237	96.8	2:15.869	7-	30.125	105.7	58.133	90.4	33.669	94.9	2:01.927	
2-	30.311	105.5	58.420	90.2	33.398	96.1	2:02.129	8-	<b>29.713</b>	<b>106.5</b>	58.394	90.9	<b>33.225</b>	95.3	2:01.332
3-	29.949	104.5	58.051	90.8	33.309	96.8	2:01.309	9-	30.198	105.4	58.749	<b>97.6</b>	33.266	94.5	2:02.213
4-	30.449	103.9	58.744	90.3	33.596	93.2	2:02.789	10-	29.867	104.9	<b>57.158</b>	89.8	33.970	95.2	2:00.995
5-	29.939	105.7	57.947	90.8	34.100	96.4	2:01.986	11-	29.874	106.0	57.524	91.2	33.552	<b>97.3</b>	<b>2:00.950</b>
6-	30.015	105.7	58.025	90.7	33.513	96.4	2:01.553								

Weather / Track : Cloudy / Dry

Oulton Park International  
Circuit Length = 2.6920 miles  
Start: 13:54 End: 14:18

# Volkswagen Racing Cup

## RACE 8 - ROUND 1 - SECTOR ANALYSIS

<b>50</b>	<b>Peter LETTINGA</b>					<b>KPM Racing</b>									
1-	104.5	59.676	91.7	33.003	97.8	2:11.439	5-	29.403	106.0	57.460	89.6	33.094	96.6	1:59.957	
2-	29.193	106.9	58.122	90.7	32.792	97.1	2:00.107	6-	29.804	104.7	57.273	89.6	33.483	94.1	2:00.560
3-	29.172	105.7	57.107	91.4	32.872	95.9	1:59.151	7-	29.543	103.9	1:02.371	78.6	35.193	94.1	2:07.107
4-	29.124	106.2	58.524	90.1	32.867	96.4	2:00.515	8-	32.571	96.4	1:10.399	66.6	In		2:33.611 P
<b>51</b>	<b>Simon ANDREWS</b>														
1-	102.1	1:01.477	91.7	33.397	96.1	2:15.308	7-	30.158	105.8	57.788	89.7	33.317	96.1	2:01.263	
2-	30.471	106.7	57.927	91.7	33.414	97.1	2:01.812	8-	30.120	105.8	58.600	90.2	33.150	95.7	2:01.870
3-	29.872	105.8	57.799	90.9	32.932	97.3	2:00.603	9-	30.271	102.8	58.130	89.8	34.991	89.1	2:03.392
4-	30.511	102.8	59.749	90.2	32.808	96.8	2:03.068	10-	30.146	106.2	57.865	90.2	33.076	96.1	2:01.087
5-	29.878	105.7	58.504	90.0	34.527	97.3	2:02.909	11-	29.593	106.4	58.273	90.0	32.750	96.8	2:00.616
6-	29.630	105.4	58.167	90.0	33.808	95.5	2:01.605								
<b>53</b>	<b>Steve CHAPLIN</b>					<b>Complete Utilities</b>									
1-	107.4	57.659	95.2	32.157	100.5	2:05.904	7-	28.302	110.0	55.653	96.6	31.819	101.2	1:55.774	
2-	28.611	109.1	56.167	96.0	31.735	101.8	1:56.513	8-	28.386	110.0	55.692	96.7	31.933	102.5	1:56.011
3-	28.466	109.3	56.242	96.6	31.899	101.2	1:56.607	9-	28.236	110.4	56.070	96.6	31.672	102.1	1:55.978
4-	28.080	110.2	56.301	96.4	31.755	102.0	1:56.136	10-	28.346	110.6	55.899	96.8	31.838	101.4	1:56.083
5-	28.279	108.9	56.007	96.3	31.828	102.6	1:56.114	11-	28.353	109.7	55.640	95.9	31.879	100.9	1:55.872
6-	28.968	109.5	55.708	96.7	31.812	99.9	1:56.488								
<b>69</b>	<b>James WALKER</b>					<b>KPM Racing</b>									
1-	108.2	56.971	92.7	31.998	99.0	2:04.702	7-	28.519	109.3	55.728	93.2	31.752	98.8	1:55.999	
2-	28.981	109.3	56.426	92.3	32.000	99.6	1:57.407	8-	28.394	109.7	55.689	93.1	32.022	99.3	1:56.105
3-	28.603	109.7	56.115	92.1	31.792	99.6	1:56.510	9-	28.348	110.2	55.668	92.7	31.867	98.1	1:55.883
4-	28.293	109.5	55.945	92.4	31.849	99.0	1:56.087	10-	28.416	109.8	55.621	92.8	31.770	99.3	1:55.807
5-	28.539	109.5	55.908	92.8	31.959	98.3	1:56.406	11-	28.458	110.0	55.520	93.1	31.908	98.8	1:55.886
6-	28.788	109.1	55.434	92.4	31.818	98.5	1:56.040								
<b>92</b>	<b>Martyn WALSH</b>					<b>AWM</b>									
1-	104.0	59.959	91.1	32.989	98.3	2:13.166	7-	29.073	106.5	57.824	90.1	32.651	97.1	1:59.548	
2-	29.599	105.2	57.606	90.7	33.220	97.3	2:00.425	8-	29.352	106.0	57.338	90.7	33.044	94.9	1:59.734
3-	29.602	103.4	58.132	89.1	32.714	96.4	2:00.448	9-	29.304	104.9	56.870	90.2	32.827	97.1	1:59.001
4-	29.589	104.4	57.658	90.7	32.649	97.1	1:59.896	10-	29.397	104.9	57.511	90.7	32.616	97.4	1:59.524
5-	29.235	105.2	57.775	91.2	33.426	94.7	2:00.436	11-	29.377	105.0	57.003	90.6	32.931	96.1	1:59.311
6-	29.660	106.5	57.137	90.6	32.434	97.7	1:59.231								
<b>96</b>	<b>Cameron THOMPSON</b>					<b>KPM Racing</b>									
1-	97.8	1:03.840	84.8	35.830	89.1	2:23.682	6-	31.324	99.4	1:00.976	84.6	35.282	91.1	2:07.582	
2-	31.427	98.7	1:01.567	83.2	35.931	90.1	2:08.925	7-	31.018	98.1	1:01.488	83.1	36.038	88.3	2:08.544
3-	31.052	98.1	1:01.337	83.1	35.699	89.8	2:08.088	8-	31.154	99.1	1:00.660	83.9	37.447	89.4	2:09.261
4-	31.498	98.7	1:01.573	83.1	35.664	90.8	2:08.735	9-	31.124	99.6	1:00.601	82.8	39.750	91.4	2:11.475
5-	31.086	99.0	1:01.104	83.8	36.202	87.6	2:08.392	10-	30.629	100.5	1:02.906	68.1	36.361	89.7	2:09.896
<b>99</b>	<b>Mark CLYNES</b>														
1-	103.1	1:01.674	87.7	34.348	96.4	2:18.639	4-	29.556	106.2	58.858	88.7	33.745	94.9	2:02.159	
2-	29.830	105.8	57.260	90.6	33.175	97.1	2:00.265	5-	29.667	106.2	58.678	88.7	In		2:22.187 P
3-	30.146	104.5	58.139	88.2	33.183	96.3	2:01.468								

Weather / Track : Cloudy / Dry

Oulton Park International  
Circuit Length = 2.6920 miles  
Start: 13:54 End: 14:18

# Volkswagen Racing Cup

## RACE 8 - ROUND 1 - BEST SECTOR TIMES

SECTOR 1			SECTOR 2			SECTOR 3			IDEAL / BEST COMPARISON						
POS	NO	NAME	TIME	NO	NAME	TIME	NO	NAME	TIME	POS	NO	NAME	IDEAL	BEST	DIFF
1	53	CHAPLIN	28.080	21	WALKER	54.920	53	CHAPLIN	31.672	1	21	WALKER	1:55.047	1:55.169	0.122
2	21	WALKER	28.180	38	WOOD	55.224	13	FULBROOK	31.698	2	53	CHAPLIN	1:55.392	1:55.774	0.382
3	69	WALKER	28.293	2	FELIX	55.284	69	WALKER	31.752	3	2	FELIX	1:55.418	1:55.612	0.194
4	32	GRIFFIN	28.313	69	WALKER	55.434	2	FELIX	31.805	4	69	WALKER	1:55.479	1:55.807	0.328
5	2	FELIX	28.329	13	FULBROOK	55.473	21	WALKER	31.947	5	13	FULBROOK	1:55.572	1:55.783	0.211
6	38	WOOD	28.389	53	CHAPLIN	55.640	38	WOOD	31.976	6	38	WOOD	1:55.589	1:56.350	0.761
7	13	FULBROOK	28.401	32	GRIFFIN	55.920	32	GRIFFIN	32.000	7	32	GRIFFIN	1:56.233	1:56.516	0.283
8	9	CORSTOPHINE	28.648	20	KURTON	56.247	8	MASON	32.313	8	20	KURTON	1:57.349	1:57.584	0.235
9	20	KURTON	28.707	8	MASON	56.330	7	SNAYLAM	32.379	9	8	MASON	1:57.380	1:57.400	0.020
10	8	MASON	28.737	4	WENHAM	56.384	20	KURTON	32.395	10	7	SNAYLAM	1:57.713	1:57.911	0.198
11	4	WENHAM	28.750	7	SNAYLAM	56.524	9	CORSTOPHINE	32.407	11	9	CORSTOPHINE	1:57.786	1:57.948	0.162
12	7	SNAYLAM	28.810	31	WILSON	56.619	92	WALSH	32.434	12	4	WENHAM	1:58.076	1:58.088	0.012
13	31	WILSON	28.886	9	CORSTOPHINE	56.731	31	WILSON	32.677	13	31	WILSON	1:58.182	1:58.863	0.681
14	92	WALSH	29.073	92	WALSH	56.870	51	ANDREWS	32.750	14	92	WALSH	1:58.377	1:59.001	0.624
15	50	LETTINGA	29.124	44	RILEY	57.066	50	LETTINGA	32.792	15	50	LETTINGA	1:59.023	1:59.151	0.128
16	44	RILEY	29.146	50	LETTINGA	57.107	4	WENHAM	32.942	16	44	RILEY	1:59.231	1:59.876	0.645
17	99	CLYNES	29.556	48	MORGAN	57.158	44	RILEY	33.019	17	99	CLYNES	1:59.991	2:00.265	0.274
18	51	ANDREWS	29.593	99	CLYNES	57.260	99	CLYNES	33.175	18	48	MORGAN	2:00.096	2:00.950	0.854
19	24	MORRIS	29.605	24	MORRIS	57.538	48	MORGAN	33.225	19	51	ANDREWS	2:00.131	2:00.603	0.472
20	48	MORGAN	29.713	51	ANDREWS	57.788	24	MORRIS	33.252	20	24	MORRIS	2:00.395	2:00.648	0.253
21	46	SMITH	29.814	46	SMITH	58.018	46	SMITH	33.379	21	46	SMITH	2:01.211	2:01.548	0.337
22	6	HOWARD	30.322	6	HOWARD	59.654	6	HOWARD	34.296	22	6	HOWARD	2:04.272	2:04.432	0.160
23	96	THOMPSON	30.629	96	THOMPSON	1:00.601	96	THOMPSON	35.282	23	96	THOMPSON	2:06.512	2:07.582	1.070
												Perfect Lap		1:54.672	

Weather / Track : Cloudy / Dry

Oulton Park International  
Circuit Length = 2.6920 miles  
Start: 13:54 End: 14:18

# Volkswagen Racing Cup

## RACE 8 - ROUND 1 - SPEED TRAPS

SECTOR 1				SECTOR 2			FINISH LINE		
POS	NO	NAME	MPH	NO	NAME	MPH	NO	NAME	MPH
1	13	Joe FULBROOK	111.8	13	Joe FULBROOK	97.4	53	Steve CHAPLIN	102.6
2	38	Steve WOOD	111.3	53	Steve CHAPLIN	96.8	38	Steve WOOD	101.8
3	53	Steve CHAPLIN	110.6	38	Steve WOOD	94.9	13	Joe FULBROOK	101.2
4	69	James WALKER	110.2	21	Richard WALKER	93.6	2	Peter FELIX	101.1
5	31	Thomas WILSON	109.3	44	Robin RILEY	93.3	8	Aaron MASON	99.7
6	8	Aaron MASON	108.9	69	James WALKER	93.2	21	Richard WALKER	99.6
7	32	Kieran GRIFFIN	108.8	8	Aaron MASON	92.7	69	James WALKER	99.6
8	21	Richard WALKER	108.6	2	Peter FELIX	92.4	31	Thomas WILSON	98.4
9	44	Robin RILEY	108.6	7	Tim SNAYLAM	92.3	92	Martyn WALSH	98.3
10	9	Jamie CORSTOPHINE	107.9	31	Thomas WILSON	92.2	7	Tim SNAYLAM	97.8
11	20	Mike KURTON	107.4	32	Kieran GRIFFIN	91.7	50	Peter LETTINGA	97.8
12	2	Peter FELIX	107.2	50	Peter LETTINGA	91.7	20	Mike KURTON	97.7
13	7	Tim SNAYLAM	107.2	48	Richard MORGAN	91.6	32	Kieran GRIFFIN	97.5
14	50	Peter LETTINGA	106.9	9	Jamie CORSTOPHINE	91.4	44	Robin RILEY	97.5
15	51	Simon ANDREWS	106.7	24	Philip MORRIS	91.2	48	Richard MORGAN	97.3
16	48	Richard MORGAN	106.5	92	Martyn WALSH	91.2	51	Simon ANDREWS	97.3
17	92	Martyn WALSH	106.5	20	Mike KURTON	91.1	24	Philip MORRIS	97.1
18	99	Mark CLYNES	106.2	51	Simon ANDREWS	91.1	99	Mark CLYNES	97.1
19	24	Philip MORRIS	105.7	46	Andrew SMITH	90.8	9	Jamie CORSTOPHINE	96.8
20	4	Zoe WENHAM	104.9	99	Mark CLYNES	90.6	4	Zoe WENHAM	95.2
21	46	Andrew SMITH	104.5	4	Zoe WENHAM	89.8	46	Andrew SMITH	93.7
22	6	Mark HOWARD	101.2	96	Cameron THOMPSON	84.8	96	Cameron THOMPSON	91.4
23	96	Cameron THOMPSON	100.5	6	Mark HOWARD	84.5	6	Mark HOWARD	91.1

Weather / Track : Cloudy / Dry

Oulton Park International  
Circuit Length = 2.6920 miles  
Start: 13:54 End: 14:18

# Volkswagen Racing Cup

## RACE 8 - ROUND 1 - POSITION CHART


No	Name	Pos	Laps												
			1	2	3	4	5	6	7	8	9	10	11		
13	Joe FULBROOK	1	13	13	13	13	13	13	13	13	13	13	13	13	13
69	James WALKER	2	69	69	69	69	69	69	69	69	69	69	69	69	69
53	Steve CHAPLIN	3	53	53	53	53	53	53	53	53	53	53	53	53	53
38	Steve WOOD	4	38	2	2	2	2	2	2	2	2	2	2	2	2
2	Peter FELIX	5	2	32	21	21	21	21	21	21	21	21	21	21	21
32	Kieran GRIFFIN	6	32	21	32	32	32	32	32	32	32	32	32	32	32
21	Richard WALKER	7	21	38	38	38	38	38	38	38	38	38	38	38	38
20	Mike KURTON	8	20	20	20	20	20	20	20	20	20	20	20	20	20
9	Jamie CORSTOPHINE	9	9	9	9	9	9	9	9	9	9	9	9	9	9
4	Zoe WENHAM	10	4	4	4	4	4	4	7	7	7	7	7	7	7
50	Peter LETTINGA	11	50	50	50	7	7	7	4	4	4	92	92	92	92
31	Thomas WILSON	12	31	31	7	50	50	50	31	31	92	4	31	31	31
92	Martyn WALSH	13	92	7	31	31	31	31	92	92	31	31	8	8	8
7	Tim SNAYLAM	14	7	92	92	92	92	92	50	8	8	8	4	4	4
24	Philip MORRIS	15	24	24	24	24	8	8	8	24	24	24	24	24	24
51	Simon ANDREWS	16	51	51	51	8	24	24	24	51	48	48	48	48	48
48	Richard MORGAN	17	48	48	48	51	51	51	51	48	51	51	51	51	51
44	Robin RILEY	18	44	44	8	48	48	48	48	44	44	44	44	44	44
99	Mark CLYNES	19	99	99	99	99	44	44	44	50	6	6	6	6	6
46	Andrew SMITH	20	46	8	44	44	6	6	6	6	96	96	96	96	96
8	Aaron MASON	21	8	46	46	6	99	96	96	96	96	96	96	96	96
6	Mark HOWARD	22	6	6	6	96	96	96	96	96	96	96	96	96	96
96	Cameron THOMPSON	23	96	96	96	46	46	46	46	46	46	46	46	46	46

Weather / Track : Cloudy / Dry

Oulton Park International  
Circuit Length = 2.6920 miles  
Start: 13:54 End: 14:18

# Volkswagen Racing Cup

## RACE 12 - ROUND 2 - GRID

ROW 12	46	Andrew SMITH	
ROW 11	50	Peter LETTINGA	99
ROW 10	6	Mark HOWARD	96
ROW 9	51	Simon ANDREWS	44
ROW 8	24	Philip MORRIS	48
ROW 7	8	Aaron MASON	4
ROW 6	92	Martyn WALSH	31
ROW 5	9	Jamie CORSTOPHINE	7
ROW 4	38	Steve WOOD	20
ROW 3	69	James WALKER	13
ROW 2	2	Peter FELIX	53
ROW 1	32	Kieran GRIFFIN	21
<b>Pole</b>			
			

Oulton Park International  
Circuit Length = 2.6920 miles

**These results are provisional until the conclusion of any judicial and technical matters.**

Clerk of Course :		Timekeeper :
-------------------	--	--------------

# Volkswagen Racing Cup

## RACE 12 - ROUND 2 - CLASSIFICATION

POS	NO	CL	NAME	ENTRY	LAPS	TIME	GAP	DIFF	MPH	BEST	ON
1	69		<b>James WALKER</b>	Golf Mk5 Gti - KPM Racing	11	21:25.693			82.91	1:55.313	5
2	13		<b>Joe FULBROOK</b>	Bora 1.8T - Warranty Direct Racing	11	21:25.877	<b>0.184</b>	0.184	82.90	1:55.542	6
3	53		<b>Steve CHAPLIN</b>	Beetle 3.2 Rsi - Complete Utilities	11	21:31.971	<b>6.278</b>	6.094	82.51	1:56.048	4
4	21		<b>Richard WALKER</b>	Golf Mk5 Gti - KPM Racing	11	21:32.720	<b>7.027</b>	0.749	82.46	1:55.642	4
5	38		<b>Steve WOOD</b>	Golf Mk5 Gti -	11	21:39.070	<b>13.377</b>	6.350	82.06	1:56.052	6
6	8		<b>Aaron MASON</b>	Golf Mk5 Gti - Comline / AWM	11	21:49.229	<b>23.536</b>	10.159	81.42	1:56.942	11
7	20		<b>Mike KURTON</b>	Scirocco 2.0 R - Slidesports	11	21:56.292	<b>30.599</b>	7.063	80.98	1:57.485	6
8	4		<b>Zoe WENHAM</b>	Golf Mk5 Gti - Slidesports	11	22:00.208	<b>34.515</b>	3.916	80.74	1:57.845	10
9	7		<b>Tim SNAYLAM</b>	Golf Mk5 Gti - Allied Nippon	11	22:00.406	<b>34.713</b>	0.198	80.73	1:58.134	11
10	92		<b>Martyn WALSH</b>	Golf Mk5 Gti - AWM	11	22:18.507	<b>52.814</b>	18.101	79.64	1:59.972	8
11	51		<b>Simon ANDREWS</b>	Golf Mk5 Gti -	11	22:22.771	<b>57.078</b>	4.264	79.39	1:59.948	5
12	50		<b>Peter LETTINGA</b>	Golf Mk5 Gti - KPM Racing	11	22:24.156	<b>58.463</b>	1.385	79.30	1:58.885	11
13	48		<b>Richard MORGAN</b>	Golf Mk5 Gti -	11	22:27.856	<b>1:02.163</b>	3.700	79.09	1:59.617	10
14	44		<b>Robin RILEY</b>	Beetle 3.2 Rsi -	11	22:47.876	<b>1:22.183</b>	20.020	77.93	2:00.618	4
15	6		<b>Mark HOWARD</b>	Jetta 2.0 Sport - Volkswagen Racing Uk	11	23:19.444	<b>1:53.751</b>	31.568	76.17	2:03.755	9
16	9		<b>Jamie CORSTOPHINE</b>	Seat 2.0 Cupra R - Volkswagen Racing Uk	10	21:47.725	<b>1 lap</b>	1 lap	74.10	1:59.569	8
17	31		<b>Thomas WILSON</b>	Golf Mk5 Gti -	10	22:13.880	<b>1 lap</b>	26.155	72.65	2:01.795	8

### NOT CLASSIFIED

DNF	2		<b>Peter FELIX</b>	Golf Mk5 Gti - Edynamix With 20 Ten Racing	9	17:52.929	<b>2 laps</b>	1 lap	81.29	1:55.438	5
DNF	46		<b>Andrew SMITH</b>	Beetle Tdi - Vis-Tuning	4	8:54.031	<b>7 laps</b>	5 laps	72.58	2:02.787	3
DNF	99		<b>Mark CLYNES</b>	VW Golf Gti MkV -	2	4:44.325	<b>9 laps</b>	2 laps	68.17		
DNF	96		<b>Cameron THOMPSON</b>	Beetle 3.2 Rsi - KPM Racing	1	2:17.921	<b>10 laps</b>	1 lap	70.26		
DNF	24		<b>Philip MORRIS</b>	Golf Mk5 Gti - KPM Racing	1	2:18.306	<b>10 laps</b>	0.385	70.07		
DNF	32		<b>Kieran GRIFFIN</b>	Scirocco 2.0 R - Addison Lee / Slidesports	0						

### FASTEST LAP

69	<b>James WALKER</b>	Golf Mk5 Gti - KPM Racing	5	1:55.313	84.04 mph	135.25 kph
----	---------------------	---------------------------	---	----------	-----------	------------

Weather / Track : Cloudy / Dry

These results are provisional until the conclusion of any judicial and technical matters.

Oulton Park International  
Circuit Length = 2.6920 miles  
Start: 17:56 End: 18:19

Clerk of Course :		Timekeeper :	
-------------------	--	--------------	--

# Volkswagen Racing Cup

## RACE 12 - ROUND 2 - LAP CHART

Lap 1			Lap 2			Lap 3			Lap 4			Lap 5		
No	Behind	Laptime	No	Behind	Laptime	No	Behind	Laptime	No	Behind	Laptime	No	Behind	Laptime
2		2:03.611	21		1:56.842	21		1:56.363	21		1:55.642	21		1:55.666
21	0.145	2:03.756	2	0.347	1:57.334	2	0.387	1:56.403	2	0.608	1:55.863	2	0.380	1:55.438
13	0.333	2:03.944	13	0.701	1:57.355	13	0.596	1:56.258	13	1.037	1:56.083	69	0.962	1:55.313
69	1.317	2:04.928	69	1.030	1:56.700	69	1.010	1:56.343	69	1.315	1:55.947	13	1.549	1:56.178
53	2.608	2:06.219	53	2.757	1:57.136	53	2.994	1:56.600	53	3.400	1:56.048	53	4.111	1:56.377
38	3.058	2:06.669	38	3.487	1:57.416	38	4.404	1:57.280	38	5.443	1:56.681	38	6.402	1:56.625
7	3.950	2:07.561	7	7.067	2:00.104	7	10.505	1:59.801	8	13.649	1:58.584	8	16.166	1:58.183
20	5.385	2:08.996	20	8.130	1:59.732	8	10.707	1:58.515	7	15.478	2:00.615	7	18.844	1:59.032
9	6.496	2:10.107	8	8.555	1:58.998	20	11.877	2:00.110	20	15.912	1:59.677	20	19.458	1:59.212
8	6.544	2:10.155	92	12.605	2:01.603	4	15.845	1:59.180	4	18.576	1:58.373	4	21.258	1:58.348
92	7.989	2:11.600	4	13.028	2:01.348	92	17.572	2:01.330	92	22.327	2:00.397	92	27.364	2:00.703
4	8.667	2:12.278	51	13.672	2:01.496	51	18.584	2:01.275	51	23.851	2:00.909	51	28.133	1:59.948
51	9.163	2:12.774	48	16.850	2:02.672	48	22.895	2:02.408	48	28.731	2:01.478	48	34.799	2:01.734
31	10.997	2:14.608	44	19.948	2:02.572	44	25.721	2:02.136	44	30.697	2:00.618	44	35.811	2:00.780
48	11.165	2:14.776	31	20.909	2:06.899	50	27.635	2:00.567	50	32.169	2:00.176	50	36.033	1:59.530
96	14.310	2:17.921	9	22.075	2:12.566 P	46	33.008	2:02.787	6	55.767	2:14.691	6	1:05.575	2:05.474
44	14.363	2:17.974	50	23.431	2:05.179	6	36.718	2:04.612	46	1:01.428	2:24.062 P	31	1:26.501	2:06.714
24	14.695	2:18.306	46	26.584	2:05.275	31	1:06.046	2:41.500	31	1:15.453	2:05.049			
50	15.239	2:18.850	6	28.469	2:07.144	9	1:47.673	3:21.961	9	1:52.263	2:00.232			
99	16.814	2:20.425	99	43.727	2:23.900 P									
46	18.296	2:21.907												
6	18.312	2:21.923												

Weather / Track : Cloudy / Dry

Oulton Park International  
Circuit Length = 2.6920 miles  
Start: 17:56 End: 18:19

# Volkswagen Racing Cup

## RACE 12 - ROUND 2 - LAP CHART

Lap 6			Lap 7			Lap 8			Lap 9			Lap 10		
No	Behind	Laptime	No	Behind	Laptime	No	Behind	Laptime	No	Behind	Laptime	No	Behind	Laptime
21		1:55.995	21		1:55.981	21		1:56.299	21		1:56.450	69		1:55.832
2	0.251	1:55.866	2	0.237	1:55.967	2	0.236	1:56.298	69	0.975	1:56.880	21	0.170	1:56.977
69	0.457	1:55.490	69	0.796	1:56.320	69	0.545	1:56.048	13	1.119	1:56.486	13	0.291	1:55.979
13	1.096	1:55.542	13	1.398	1:56.283	13	1.083	1:55.984	53	5.470	1:57.441	53	5.364	1:56.701
9	1 LAP	2:01.396	53	4.462	1:56.265	53	4.479	1:56.316	38	9.896	1:58.036	38	10.759	1:57.670
53	4.178	1:56.062	38	7.255	1:56.777	38	8.310	1:57.354	9	1 LAP	1:59.569	31	1 LAP	2:19.292
38	6.459	1:56.052	9	1 LAP	2:02.083	9	1 LAP	1:59.775	2	19.935	2:16.149 P	9	1 LAP	2:00.021
8	18.062	1:57.891	8	20.165	1:58.084	8	21.375	1:57.509	8	22.020	1:57.095	8	22.486	1:57.273
20	20.948	1:57.485	20	22.900	1:57.933	20	24.496	1:57.895	20	26.032	1:57.986	20	27.502	1:58.277
7	22.156	1:59.307	7	24.893	1:58.718	7	28.014	1:59.420	7	30.648	1:59.084	4	31.998	1:57.845
4	23.552	1:58.289	4	25.942	1:58.371	4	28.442	1:58.799	4	30.960	1:58.968	7	32.471	1:58.630
92	31.807	2:00.438	92	35.919	2:00.093	92	39.592	1:59.972	92	43.577	2:00.435	92	47.526	2:00.756
51	32.444	2:00.306	51	36.938	2:00.475	51	41.183	2:00.544	51	46.245	2:01.512	51	51.244	2:01.806
48	39.822	2:01.018	48	44.695	2:00.854	48	49.922	2:01.526	50	53.075	1:59.275	50	55.470	1:59.202
50	40.339	2:00.301	50	45.285	2:00.927	50	50.250	2:01.264	48	54.079	2:00.607	48	56.889	1:59.617
44	41.900	2:02.084	44	48.186	2:02.267	44	54.607	2:02.720	44	1:02.553	2:04.396	44	1:12.075	2:06.329
6	1:13.623	2:04.043	6	1:21.762	2:04.120	6	1:29.706	2:04.243	6	1:37.011	2:03.755	6	1:44.494	2:04.290
31	1:35.131	2:04.625	31	1:41.293	2:02.143	31	1:46.789	2:01.795						

Weather / Track : Cloudy / Dry

Oulton Park International  
Circuit Length = 2.6920 miles  
Start: 17:56 End: 18:19

# Volkswagen Racing Cup

## RACE 12 - ROUND 2 - LAP CHART

Lap 11		
No	Behind	Laptime
69		1:55.892
13	0.184	1:55.785
53	6.278	1:56.806
21	7.027	2:02.749
38	13.377	1:58.510
9	1 LAP	2:00.015
8	23.536	1:56.942
20	30.599	1:58.989
4	34.515	1:58.409
7	34.713	1:58.134
31	1 LAP	2:31.255
92	52.814	2:01.180
51	57.078	2:01.726
50	58.463	1:58.885
48	1:02.163	2:01.166
44	1:22.183	2:06.000
6	1:53.751	2:05.149

Weather / Track : Cloudy / Dry

Oulton Park International  
Circuit Length = 2.6920 miles  
Start: 17:56 End: 18:19

# Volkswagen Racing Cup

## RACE 12 - ROUND 2 - SECTOR ANALYSIS

<b>2</b>	<b>Peter FELIX</b> Edynamix With 20 Ten Racing														
1-	103.4	56.163	92.2	32.423	95.6	2:03.611	6-	28.584	106.0	<b>55.130</b>	<b>92.8</b>	32.152	95.7	1:55.866	
2-	29.475	104.7	55.891	91.6	31.968	98.3	1:57.334	7-	28.664	107.0	55.350	92.1	31.953	93.2	1:55.967
3-	28.764	106.0	55.433	92.1	32.206	95.9	1:56.403	8-	28.977	105.7	55.444	92.7	31.877	96.3	1:56.298
4-	28.700	106.7	55.241	92.3	31.922	91.8	1:55.863	9-	28.915	103.9	55.452	91.6	In		2:16.149 P
5-	<b>28.431</b>	<b>107.2</b>	55.180	92.7	<b>31.827</b>	<b>98.4</b>	<b>1:55.438</b>								
<b>4</b>	<b>Zoe WENHAM</b> Slidesports														
1-	103.2	59.420	89.1	33.437	93.1	2:12.278	7-	28.931	<b>104.7</b>	56.494	89.7	32.946	93.2	1:58.371	
2-	29.579	101.2	58.445	89.2	33.324	92.1	2:01.348	8-	29.008	104.2	56.750	<b>90.2</b>	33.041	93.5	1:58.799
3-	29.635	102.1	56.396	89.4	33.149	92.8	1:59.180	9-	29.139	104.2	56.939	89.5	32.890	<b>94.1</b>	1:58.968
4-	28.995	104.4	56.481	89.2	32.897	93.3	1:58.373	10-	<b>28.886</b>	103.1	<b>56.278</b>	89.1	<b>32.681</b>	92.6	<b>1:57.845</b>
5-	29.007	103.7	56.560	89.5	32.781	92.6	1:58.348	11-	28.910	103.4	56.489	88.5	33.010	91.4	1:58.409
6-	28.920	104.5	56.592	89.7	32.777	93.5	1:58.289								
<b>6</b>	<b>Mark HOWARD</b> Volkswagen Racing Uk														
1-	98.0	1:03.694	84.3	35.066	88.1	2:21.923	7-	30.300	101.4	59.686	84.6	34.134	<b>89.6</b>	2:04.120	
2-	32.339	100.6	1:00.199	83.7	34.606	89.2	2:07.144	8-	30.224	101.5	59.731	84.4	34.288	89.2	2:04.243
3-	30.534	101.5	59.565	84.4	34.513	89.0	2:04.612	9-	<b>30.114</b>	<b>101.7</b>	<b>59.333</b>	<b>84.7</b>	34.308	89.2	<b>2:03.755</b>
4-	30.547	101.4	1:09.449	84.0	34.695	88.7	2:14.691	10-	30.292	100.9	59.583	84.6	34.415	89.1	2:04.290
5-	30.763	100.2	1:00.343	84.0	34.368	89.0	2:05.474	11-	30.413	101.2	1:00.124	84.6	34.612	83.3	2:05.149
6-	30.365	101.4	59.574	<b>84.7</b>	<b>34.104</b>	88.7	2:04.043								
<b>7</b>	<b>Tim SNAYLAM</b> Allied Nippon														
1-	107.4	57.842	<b>91.8</b>	32.517	<b>96.7</b>	2:07.561	7-	28.944	105.7	56.935	90.6	32.839	95.1	1:58.718	
2-	29.152	103.9	58.205	89.8	32.747	94.5	2:00.104	8-	29.381	106.9	57.090	90.2	32.949	94.5	1:59.420
3-	29.515	103.6	57.405	90.6	32.881	95.2	1:59.801	9-	29.101	107.4	57.038	90.4	32.945	94.1	1:59.084
4-	30.651	105.5	57.022	90.7	32.942	95.5	2:00.615	10-	29.340	105.5	<b>56.674</b>	91.4	32.616	93.9	1:58.630
5-	29.235	103.9	57.004	90.9	32.793	95.6	1:59.032	11-	<b>28.863</b>	<b>109.3</b>	56.813	90.2	32.458	94.3	<b>1:58.134</b>
6-	29.891	104.5	57.005	91.3	<b>32.411</b>	95.3	1:59.307								
<b>8</b>	<b>Aaron MASON</b> Comline / AWM														
1-	104.4	58.877	<b>92.4</b>	32.907	95.5	2:10.155	7-	28.884	108.8	56.936	92.1	32.264	96.4	1:58.084	
2-	29.280	108.4	56.781	92.1	32.937	96.7	1:58.998	8-	28.895	108.4	56.255	91.8	32.359	95.9	1:57.509
3-	29.248	<b>109.7</b>	56.762	91.4	32.505	<b>97.1</b>	1:58.515	9-	28.500	108.9	56.330	91.9	32.265	96.3	1:57.095
4-	29.353	108.1	56.554	91.9	32.677	96.4	1:58.584	10-	28.814	107.2	<b>56.121</b>	91.3	32.338	96.1	1:57.273
5-	28.927	107.9	56.737	91.2	32.519	96.6	1:58.183	11-	<b>28.307</b>	108.4	56.399	91.4	<b>32.236</b>	95.7	<b>1:56.942</b>
6-	28.915	107.7	56.405	91.3	32.571	95.6	1:57.891								
<b>9</b>	<b>Jamie CORSTOPHINE</b> Volkswagen Racing Uk														
1-	105.8	58.799	91.6	33.222	93.9	2:10.107	6-	29.266	<b>108.1</b>	58.403	<b>91.8</b>	34.414	94.5	2:02.083	
2-	30.054	107.7	57.807	90.6	In	2:12.566 P	7-	29.307	107.9	57.296	90.8	33.172	94.0	1:59.775	
3-	Out	105.5	58.741	89.6	33.465	93.3	3:21.961	8-	29.167	106.0	57.249	89.6	<b>33.153</b>	93.3	<b>1:59.569</b>
4-	29.465	106.5	57.606	90.7	33.161	93.7	2:00.232	9-	29.350	107.0	57.511	90.6	33.160	93.3	2:00.021
5-	<b>29.073</b>	106.9	<b>57.037</b>	90.6	35.286	<b>96.0</b>	2:01.396	10-	29.308	106.4	57.491	89.8	33.216	93.3	2:00.015
<b>13</b>	<b>Joe FULBROOK</b> Warranty Direct Racing														
1-	108.9	56.325	96.8	32.046	96.7	2:03.944	7-	28.400	110.0	56.001	94.5	31.882	98.8	1:56.283	
2-	29.223	106.2	56.304	96.1	31.828	97.5	1:57.355	8-	28.489	<b>113.0</b>	55.951	97.3	<b>31.544</b>	98.1	1:55.984
3-	28.908	110.2	55.662	96.3	31.688	98.1	1:56.258	9-	28.472	106.4	55.868	95.6	32.146	97.4	1:56.486
4-	28.773	110.2	55.496	94.4	31.814	98.5	1:56.083	10-	29.005	106.2	55.239	<b>97.5</b>	31.735	<b>99.1</b>	1:55.979
5-	<b>28.298</b>	110.7	55.462	89.8	32.418	98.0	1:56.178	11-	28.564	108.8	55.288	95.3	31.933	98.5	1:55.785
6-	28.629	110.6	<b>54.864</b>	96.7	32.049	95.5	<b>1:55.542</b>								
<b>20</b>	<b>Mike KURTON</b> Slidesports														
1-	106.5	58.374	91.1	32.959	95.5	2:08.996	7-	28.986	107.9	56.528	91.4	32.419	94.5	1:57.933	
2-	29.804	106.2	57.076	91.4	32.852	<b>96.1</b>	1:59.732	8-	29.043	107.4	<b>56.260</b>	91.4	32.592	94.7	1:57.895
3-	29.528	<b>108.2</b>	57.638	91.7	32.944	95.1	2:00.110	9-	29.065	107.0	56.431	91.4	32.490	94.4	1:57.986
4-	29.693	107.7	56.920	<b>91.9</b>	33.064	95.9	1:59.677	10-	29.016	107.5	56.850	91.6	32.411	94.9	1:58.277
5-	29.071	<b>108.2</b>	57.580	91.7	32.561	<b>96.1</b>	1:59.212	11-	28.981	106.7	57.416	89.6	32.592	94.8	1:58.989
6-	<b>28.798</b>	107.0	56.469	91.2	<b>32.218</b>	95.2	<b>1:57.485</b>								

Weather / Track : Cloudy / Dry

Oulton Park International  
Circuit Length = 2.6920 miles  
Start: 17:56 End: 18:19

# Volkswagen Racing Cup

## RACE 12 - ROUND 2 - SECTOR ANALYSIS

<b>21</b>	<b>Richard WALKER</b>					<b>KPM Racing</b>									
1 -	104.7	56.280	91.2	33.172	94.7	2:03.756	7 -	28.419	106.5	55.354	92.2	32.208	94.9	1:55.981	
2 -	28.885	105.7	55.741	91.4	32.216	94.8	1:56.842	8 -	28.844	106.2	55.353	91.9	32.102	95.3	1:56.299
3 -	28.530	106.2	55.534	91.1	32.299	94.8	1:56.363	9 -	28.820	104.4	55.267	91.3	32.363	93.5	1:56.450
4 -	<b>28.336</b>	106.5	55.325	91.8	<b>31.981</b>	95.5	<b>1:55.642</b>	10 -	28.848	106.5	55.600	92.2	32.529	92.4	1:56.977
5 -	28.373	106.5	55.282	91.4	32.011	95.1	1:55.666	11 -	29.244	<b>107.5</b>	1:01.444	<b>92.3</b>	32.061	<b>95.6</b>	2:02.749
6 -	28.667	104.9	<b>55.059</b>	91.9	32.269	94.8	1:55.995								
<b>24</b>	<b>Philip MORRIS</b>					<b>KPM Racing</b>									
1 -	<b>101.8</b>	<b>1:01.028</b>	<b>91.4</b>	<b>34.657</b>	<b>94.8</b>	2:18.306									
<b>31</b>	<b>Thomas WILSON</b>														
1 -	<b>107.0</b>	1:00.518	<b>91.3</b>	34.147	94.9	2:14.608	6 -	30.494	106.5	59.674	90.1	34.457	94.4	2:04.625	
2 -	32.157	104.9	58.574	90.0	36.168	<b>95.2</b>	2:06.899	7 -	29.997	105.8	<b>58.165</b>	90.0	33.981	94.7	2:02.143
3 -	41.280	41.2	1:22.304	64.9	37.916	93.3	2:41.500	8 -	29.637	106.5	58.337	89.4	<b>33.821</b>	94.8	<b>2:01.795</b>
4 -	31.063	106.2	59.722	88.9	34.264	94.4	2:05.049	9 -	<b>29.514</b>	106.7	1:11.604	64.1	38.174	94.0	2:19.292
5 -	30.313	105.8	59.333	90.6	37.068	94.3	2:06.714	10 -	30.016	106.9	1:23.226	74.4	38.013	74.1	2:31.255
<b>32</b>	<b>Kieran GRIFFIN</b>					<b>Addison Lee / Slidesports</b>									
<b>38</b>	<b>Steve WOOD</b>														
1 -	109.5	57.436	94.4	32.584	99.3	2:06.669	7 -	<b>28.565</b>	110.7	55.825	93.6	32.387	97.8	1:56.777	
2 -	28.934	<b>110.9</b>	56.095	<b>94.8</b>	32.387	99.6	1:57.416	8 -	28.737	110.2	56.087	94.0	32.530	97.7	1:57.354
3 -	29.122	110.4	56.117	94.0	<b>32.041</b>	<b>99.9</b>	1:57.280	9 -	29.018	110.0	56.510	91.7	32.508	98.0	1:58.036
4 -	28.802	<b>110.9</b>	55.820	93.5	32.059	98.8	1:56.681	10 -	28.908	110.2	56.307	93.3	32.455	97.8	1:57.670
5 -	28.729	<b>110.9</b>	55.758	94.0	32.138	98.4	1:56.625	11 -	29.106	110.2	56.569	94.0	32.835	96.4	1:58.510
6 -	28.575	110.7	<b>55.410</b>	94.4	32.067	97.7	<b>1:56.052</b>								
<b>44</b>	<b>Robin RILEY</b>														
1 -	101.4	1:01.467	87.6	34.983	94.1	2:17.974	7 -	30.065	105.5	58.475	91.6	33.727	93.6	2:02.267	
2 -	30.380	100.3	58.299	91.3	33.893	93.7	2:02.572	8 -	30.356	104.0	58.820	91.2	33.544	92.7	2:02.720
3 -	30.078	106.0	58.465	91.7	33.593	92.6	2:02.136	9 -	30.621	103.9	59.102	90.2	34.673	92.2	2:04.396
4 -	29.779	<b>106.7</b>	57.625	90.0	<b>33.214</b>	<b>94.3</b>	<b>2:00.618</b>	10 -	31.322	103.2	1:00.424	88.9	34.583	91.6	2:06.329
5 -	<b>29.555</b>	106.0	<b>57.569</b>	92.1	33.656	93.7	2:00.780	11 -	30.970	103.6	1:00.448	87.6	34.582	92.4	2:06.000
6 -	30.279	106.0	58.271	<b>92.2</b>	33.534	93.1	2:02.084								
<b>46</b>	<b>Andrew SMITH</b>					<b>Vis-Tuning</b>									
1 -	95.7	1:03.218	<b>90.2</b>	34.740	<b>92.7</b>	2:21.907	3 -	<b>30.000</b>	103.1	58.944	88.7	<b>33.843</b>	90.9	<b>2:02.787</b>	
2 -	31.213	<b>103.4</b>	58.883	89.1	35.179	91.2	2:05.275	4 -	30.043	101.8	<b>58.562</b>	72.2	ln	2:24.062 P	
<b>48</b>	<b>Richard MORGAN</b>														
1 -	103.7	1:00.464	89.1	33.827	93.7	2:14.776	7 -	29.883	105.2	57.511	90.8	33.460	92.4	2:00.854	
2 -	30.255	104.4	58.400	90.6	34.017	91.3	2:02.672	8 -	30.426	102.9	57.589	91.1	33.511	94.1	2:01.526
3 -	30.327	104.4	58.103	90.1	33.978	91.9	2:02.408	9 -	30.126	104.9	57.182	90.9	33.299	94.1	2:00.607
4 -	30.244	104.2	57.641	90.7	33.593	93.9	2:01.478	10 -	29.567	105.8	<b>56.874</b>	90.9	<b>33.176</b>	94.1	<b>1:59.617</b>
5 -	30.208	104.2	58.015	<b>91.2</b>	33.511	94.0	2:01.734	11 -	<b>29.546</b>	<b>106.0</b>	58.133	90.3	33.487	<b>94.8</b>	2:01.166
6 -	30.059	103.6	57.508	90.4	33.451	92.2	2:01.018								
<b>50</b>	<b>Peter LETTINGA</b>					<b>KPM Racing</b>									
1 -	103.1	1:01.146	<b>90.9</b>	34.588	95.6	2:18.850	7 -	29.863	106.0	57.840	90.1	33.224	95.1	2:00.927	
2 -	33.792	103.9	58.052	89.0	33.335	95.2	2:05.179	8 -	29.936	105.4	58.076	90.8	33.252	95.1	2:01.264
3 -	29.497	105.7	57.785	90.0	33.285	94.4	2:00.567	9 -	29.561	104.4	<b>56.880</b>	90.0	<b>32.834</b>	93.9	1:59.275
4 -	29.564	106.0	57.460	90.3	33.152	94.7	2:00.176	10 -	29.263	105.4	56.973	90.0	32.966	93.5	1:59.202
5 -	29.056	<b>106.2</b>	57.234	<b>90.9</b>	33.240	<b>96.1</b>	1:59.530	11 -	<b>29.023</b>	105.7	56.881	90.1	32.981	91.9	<b>1:58.885</b>
6 -	29.722	105.4	57.393	90.1	33.186	94.5	2:00.301								
<b>51</b>	<b>Simon ANDREWS</b>														
1 -	103.6	1:00.560	90.6	33.100	<b>95.5</b>	2:12.774	7 -	29.958	105.7	<b>57.503</b>	90.3	33.014	94.5	2:00.475	
2 -	29.815	105.8	58.601	90.1	33.080	94.8	2:01.496	8 -	29.725	105.2	57.618	90.6	33.201	94.7	2:00.544
3 -	29.955	106.0	58.202	90.4	33.118	94.7	2:01.275	9 -	29.809	105.4	58.510	89.2	33.193	94.5	2:01.512

Weather / Track : Cloudy / Dry

Oulton Park International  
Circuit Length = 2.6920 miles  
Start: 17:56 End: 18:19

# Volkswagen Racing Cup

## RACE 12 - ROUND 2 - SECTOR ANALYSIS

4 -	29.634	<b>106.4</b>	58.232	90.0	33.043	95.1	2:00.909	10 -	30.010	104.4	58.567	89.8	33.229	94.7	2:01.806	
5 -	<b>29.475</b>	105.7	57.690	90.4	<b>32.783</b>	94.9	<b>1:59.948</b>	11 -	30.004	105.0	58.524	89.7	33.198	93.9	2:01.726	
6 -	29.588	<b>106.4</b>	57.616	<b>90.9</b>	33.102	94.8	2:00.306									
<b>53</b>	<b>Steve CHAPLIN</b>				<b>Complete Utilities</b>											
1 -	108.6	57.316	<b>96.0</b>	32.494	98.8	2:06.219	7 -	28.492	<b>108.9</b>	55.783	95.6	31.990	99.1	1:56.265		
2 -	28.826	107.7	56.380	95.3	31.930	98.3	1:57.136	8 -	28.627	107.9	55.644	95.9	32.045	98.5	1:56.316	
3 -	28.671	108.1	55.951	95.9	31.978	99.0	1:56.600	9 -	28.642	107.9	56.018	95.6	32.781	97.1	1:57.441	
4 -	28.462	<b>108.9</b>	55.722	<b>96.0</b>	<b>31.864</b>	98.7	<b>1:56.048</b>	10 -	28.453	108.6	55.911	95.7	32.337	98.4	1:56.701	
5 -	28.493	108.2	55.772	95.5	32.112	<b>99.3</b>	1:56.377	11 -	28.636	107.9	56.041	95.9	32.129	98.3	1:56.806	
6 -	<b>28.392</b>	108.4	<b>55.570</b>	95.5	32.100	97.3	1:56.062									
<b>69</b>	<b>James WALKER</b>				<b>KPM Racing</b>											
1 -	108.6	56.747	92.7	32.083	97.3	2:04.928	7 -	28.603	110.0	55.859	91.8	31.858	96.0	1:56.320		
2 -	28.764	109.1	56.104	93.2	31.832	<b>97.7</b>	1:56.700	8 -	28.573	110.0	55.637	93.2	31.838	96.0	1:56.048	
3 -	28.945	109.5	55.738	93.1	<b>31.660</b>	97.4	1:56.343	9 -	28.698	104.5	55.618	93.1	32.564	96.0	1:56.880	
4 -	28.522	110.0	55.759	92.7	31.666	<b>97.7</b>	1:55.947	10 -	28.552	109.8	<b>55.228</b>	92.6	32.052	96.3	1:55.832	
5 -	<b>28.242</b>	<b>110.2</b>	55.386	<b>93.6</b>	31.685	96.1	<b>1:55.313</b>	11 -	28.539	108.8	55.426	91.8	31.927	96.1	1:55.892	
6 -	28.319	109.8	55.395	92.4	31.776	96.6	1:55.490									
<b>92</b>	<b>Martyn WALSH</b>				<b>AWM</b>											
1 -	104.4	59.499	<b>90.9</b>	33.240	<b>94.5</b>	2:11.600	7 -	29.473	104.2	57.761	90.7	<b>32.859</b>	94.0	2:00.093		
2 -	29.926	104.0	58.537	89.6	33.140	93.9	2:01.603	8 -	<b>29.455</b>	104.5	<b>57.632</b>	90.8	32.885	94.1	<b>1:59.972</b>	
3 -	30.259	104.0	57.901	90.2	33.170	94.1	2:01.330	9 -	29.629	104.7	57.853	90.8	32.953	93.7	2:00.435	
4 -	29.638	104.5	57.865	90.4	32.894	94.4	2:00.397	10 -	29.483	104.7	58.050	90.6	33.223	93.3	2:00.756	
5 -	29.684	104.5	57.916	89.7	33.103	<b>94.5</b>	2:00.703	11 -	29.627	<b>105.5</b>	58.167	90.4	33.386	94.1	2:01.180	
6 -	29.537	104.7	57.915	90.1	32.986	94.4	2:00.438									
<b>96</b>	<b>Cameron THOMPSON</b>				<b>KPM Racing</b>											
1 -	<b>100.6</b>	<b>1:01.809</b>	<b>84.1</b>	<b>35.177</b>	<b>88.8</b>	2:17.921										
<b>99</b>	<b>Mark CLYNES</b>															
1 -	99.6	1:01.915	87.4	<b>34.993</b>	<b>94.1</b>	2:20.425	2 -	<b>32.423</b>	<b>101.2</b>	<b>58.671</b>	<b>88.4</b>	ln	2:23.900 P			

Weather / Track : Cloudy / Dry

Oulton Park International  
Circuit Length = 2.6920 miles  
Start: 17:56 End: 18:19

# Volkswagen Racing Cup

## RACE 12 - ROUND 2 - BEST SECTOR TIMES

SECTOR 1			SECTOR 2			SECTOR 3			IDEAL / BEST COMPARISON						
POS	NO	NAME	TIME	NO	NAME	TIME	NO	NAME	TIME	POS	NO	NAME	IDEAL	BEST	DIFF
1	69	WALKER	28.242	13	FULBROOK	54.864	13	FULBROOK	31.544	1	13	FULBROOK	1:54.706	1:55.542	0.836
2	13	FULBROOK	28.298	21	WALKER	55.059	69	WALKER	31.660	2	69	WALKER	1:55.130	1:55.313	0.183
3	8	MASON	28.307	2	FELIX	55.130	2	FELIX	31.827	3	21	WALKER	1:55.376	1:55.642	0.266
4	21	WALKER	28.336	69	WALKER	55.228	53	CHAPLIN	31.864	4	2	FELIX	1:55.388	1:55.438	0.050
5	53	CHAPLIN	28.392	38	WOOD	55.410	21	WALKER	31.981	5	53	CHAPLIN	1:55.826	1:56.048	0.222
6	2	FELIX	28.431	53	CHAPLIN	55.570	38	WOOD	32.041	6	38	WOOD	1:56.016	1:56.052	0.036
7	38	WOOD	28.565	8	MASON	56.121	20	KURTON	32.218	7	8	MASON	1:56.664	1:56.942	0.278
8	20	KURTON	28.798	20	KURTON	56.260	8	MASON	32.236	8	20	KURTON	1:57.276	1:57.485	0.209
9	7	SNAYLAM	28.863	4	WENHAM	56.278	7	SNAYLAM	32.411	9	4	WENHAM	1:57.845	1:57.845	0.000
10	4	WENHAM	28.886	7	SNAYLAM	56.674	4	WENHAM	32.681	10	7	SNAYLAM	1:57.948	1:58.134	0.186
11	50	LETTINGA	29.023	48	MORGAN	56.874	51	ANDREWS	32.783	11	50	LETTINGA	1:58.737	1:58.885	0.148
12	9	CORSTOPHINE	29.073	50	LETTINGA	56.880	50	LETTINGA	32.834	12	9	CORSTOPHINE	1:59.263	1:59.569	0.306
13	92	WALSH	29.455	9	CORSTOPHINE	57.037	92	WALSH	32.859	13	48	MORGAN	1:59.596	1:59.617	0.021
14	51	ANDREWS	29.475	51	ANDREWS	57.503	9	CORSTOPHINE	33.153	14	51	ANDREWS	1:59.761	1:59.948	0.187
15	31	WILSON	29.514	44	RILEY	57.569	48	MORGAN	33.176	15	92	WALSH	1:59.946	1:59.972	0.026
16	48	MORGAN	29.546	92	WALSH	57.632	44	RILEY	33.214	16	44	RILEY	2:00.338	2:00.618	0.280
17	44	RILEY	29.555	31	WILSON	58.165	31	WILSON	33.821	17	31	WILSON	2:01.500	2:01.795	0.295
18	46	SMITH	30.000	46	SMITH	58.562	46	SMITH	33.843	18	46	SMITH	2:02.405	2:02.787	0.382
19	6	HOWARD	30.114	99	CLYNES	58.671	6	HOWARD	34.104	19	6	HOWARD	2:03.551	2:03.755	0.204
20	99	CLYNES	32.423	6	HOWARD	59.333	24	MORRIS	34.657	20	99	CLYNES	2:06.087		
21	96	THOMPSON	35.090	24	MORRIS	1:01.028	99	CLYNES	34.993	21	96	THOMPSON	2:12.076		
22	24	MORRIS	37.108	96	THOMPSON	1:01.809	96	THOMPSON	35.177	22	24	MORRIS	2:12.793		

Perfect Lap	1:54.650
-------------	----------

Weather / Track : Cloudy / Dry

Oulton Park International  
Circuit Length = 2.6920 miles  
Start: 17:56 End: 18:19

# Volkswagen Racing Cup

## RACE 12 - ROUND 2 - SPEED TRAPS

SECTOR 1				SECTOR 2			FINISH LINE		
POS	NO	NAME	MPH	NO	NAME	MPH	NO	NAME	MPH
1	13	Joe FULBROOK	113.0	13	Joe FULBROOK	97.5	38	Steve WOOD	99.9
2	38	Steve WOOD	110.9	53	Steve CHAPLIN	96.0	53	Steve CHAPLIN	99.3
3	69	James WALKER	110.2	38	Steve WOOD	94.8	13	Joe FULBROOK	99.1
4	8	Aaron MASON	109.7	69	James WALKER	93.6	2	Peter FELIX	98.4
5	7	Tim SNAYLAM	109.3	2	Peter FELIX	92.8	69	James WALKER	97.7
6	53	Steve CHAPLIN	108.9	8	Aaron MASON	92.4	8	Aaron MASON	97.1
7	20	Mike KURTON	108.2	21	Richard WALKER	92.3	7	Tim SNAYLAM	96.7
8	9	Jamie CORSTOPHINE	108.1	44	Robin RILEY	92.2	20	Mike KURTON	96.1
9	21	Richard WALKER	107.5	20	Mike KURTON	91.9	50	Peter LETTINGA	96.1
10	2	Peter FELIX	107.2	7	Tim SNAYLAM	91.8	9	Jamie CORSTOPHINE	96.0
11	31	Thomas WILSON	107.0	9	Jamie CORSTOPHINE	91.8	21	Richard WALKER	95.6
12	44	Robin RILEY	106.7	24	Phillip MORRIS	91.4	51	Simon ANDREWS	95.5
13	51	Simon ANDREWS	106.4	31	Thomas WILSON	91.3	31	Thomas WILSON	95.2
14	50	Peter LETTINGA	106.2	48	Richard MORGAN	91.2	24	Phillip MORRIS	94.8
15	48	Richard MORGAN	106.0	50	Peter LETTINGA	90.9	48	Richard MORGAN	94.8
16	92	Martyn WALSH	105.5	51	Simon ANDREWS	90.9	92	Martyn WALSH	94.5
17	4	Zoe WENHAM	104.7	92	Martyn WALSH	90.9	44	Robin RILEY	94.3
18	46	Andrew SMITH	103.4	4	Zoe WENHAM	90.2	4	Zoe WENHAM	94.1
19	24	Phillip MORRIS	101.8	46	Andrew SMITH	90.2	99	Mark CLYNES	94.1
20	6	Mark HOWARD	101.7	99	Mark CLYNES	88.4	46	Andrew SMITH	92.7
21	99	Mark CLYNES	101.2	6	Mark HOWARD	84.7	6	Mark HOWARD	89.6
22	96	Cameron THOMPSON	100.6	96	Cameron THOMPSON	84.1	96	Cameron THOMPSON	88.8

Weather / Track : Cloudy / Dry

Oulton Park International  
Circuit Length = 2.6920 miles  
Start: 17:56 End: 18:19

# Volkswagen Racing Cup

## RACE 12 - ROUND 2 - POSITION CHART

No	Name	Pos	Laps											
			1	2	3	4	5	6	7	8	9	10	11	
2	Peter FELIX	1	2	21	21	21	21	21	21	21	21	21	69	69
21	Richard WALKER	2	21	2	2	2	2	2	2	2	2	69	21	13
13	Joe FULBROOK	3	13	13	13	13	69	69	69	69	13	13	53	
69	James WALKER	4	69	69	69	69	13	13	13	13	53	53	21	
53	Steve CHAPLIN	5	53	53	53	53	53	53	53	53	38	38	38	
38	Steve WOOD	6	38	38	38	38	38	38	38	38	2	8	8	
7	Tim SNAYLAM	7	7	7	7	8	8	8	8	8	8	20	20	
20	Mike KURTON	8	20	20	8	7	7	20	20	20	20	4	4	
9	Jamie CORSTOPHINE	9	9	8	20	20	20	7	7	7	7	7	7	
8	Aaron MASON	10	8	92	4	4	4	4	4	4	4	92	92	
92	Martyn WALSH	11	92	4	92	92	92	92	92	92	92	51	51	
4	Zoe WENHAM	12	4	51	51	51	51	51	51	51	51	50	50	
51	Simon ANDREWS	13	51	48	48	48	48	48	48	48	50	48	48	
31	Thomas WILSON	14	31	44	44	44	44	50	50	50	48	44	44	
48	Richard MORGAN	15	48	31	50	50	50	44	44	44	44	6	6	
96	Cameron THOMPSON	16	96	9	46	6	6	6	6	6	6	9		
44	Robin RILEY	17	44	50	6	46	31	31	31	31	31	31		
24	Philip MORRIS	18	24	46	31	31	9	9	9	9	9			
50	Peter LETTINGA	19	50	6	9	9								
99	Mark CLYNES	20	99	99										
46	Andrew SMITH	21	46											
6	Mark HOWARD	22	6											

Weather / Track : Cloudy / Dry

Oulton Park International  
 Circuit Length = 2.6920 miles  
 Start: 17:56 End: 18:19