



VOLKSWAGEN RACING CUP

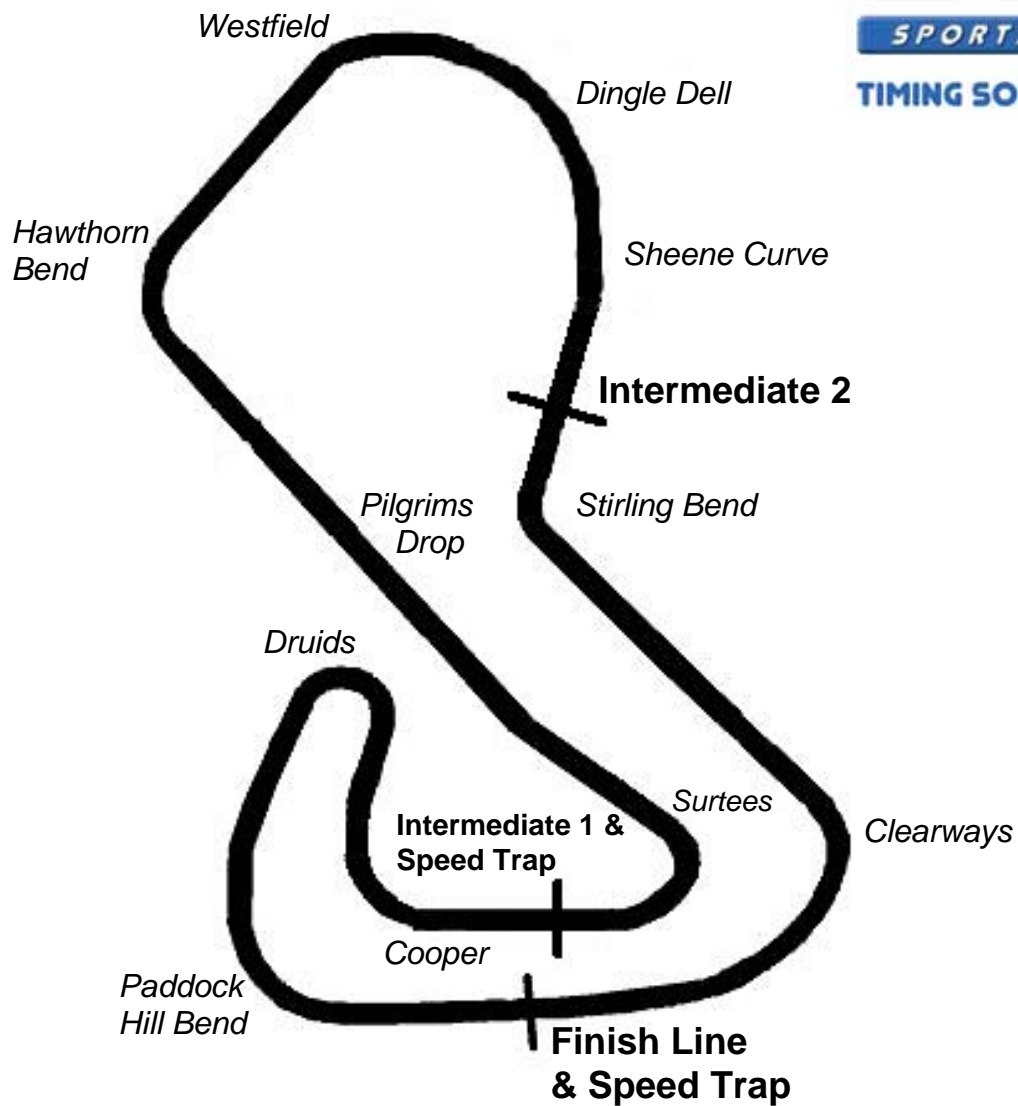
Round 13 & 14
Brands Hatch GP

19th & 20th September 2009



Results Provided by Timing Solutions Ltd
www.tsl-timing.com

BRANDS HATCH GP



Circuit Length:	2.3009 miles / 3702.9 metres
Intermediate 1:	1116 metres
Intermediate 2:	2928 metres
Pit In:	3646 metres
Pit Out:	24 metres after Finish Line
Pit In – Pit Out:	274 metres, @ 60kph = 16.4 seconds, @ 80kph = 12.3 seconds

Volkswagen Racing Cup

QUALIFYING - RACE 7 - ROUND 13 - CLASSIFICATION

POS	NO	CL	NAME	ENTRY	TIME	ON	LAPS	GAP	DIFF	MPH
1	66		Liam GRIFFIN	Scirocco 2.0 GT	1:43.243	5	11			80.22
2	49		Richard STYRIN	Golf MkV 2.0 Gti	1:44.171	12	12	0.928	0.928	79.51
3	1		Joe FULBROOK	Bora 1.8T	1:44.260	10	11	1.017	0.089	79.44
4	36		Anna WALEWSKA	Golf MkV 2.0 Gti	1:44.433	10	11	1.190	0.173	79.31
5	53		Steve CHAPLIN	Beetle 3.2 Rsi	1:44.540	5	11	1.297	0.107	79.23
6	2		Darren BLUMSON	Beetle 3.2 Rsi	1:44.598	8	10	1.355	0.058	79.19
7	32		Kieran GRIFFIN	Golf MkV 2.0 Gti	1:44.728	11	11	1.485	0.130	79.09
8	41		Didge DZIURZYNSKI	Golf Mk4	1:44.731	5	10	1.488	0.003	79.08
9	21		Richard WALKER	Golf MkV 2.0 Gti	1:44.739	5	9	1.496	0.008	79.08
10	8		Aaron MASON	Golf MkV 2.0 Gti	1:44.762	6	11	1.519	0.023	79.06
11	3		Paul TAYLOR	Golf MkV R32	1:44.836	2	6	1.593	0.074	79.01
12	20		Michael KURTON	Scirocco 2.0 GT	1:44.855	6	11	1.612	0.019	78.99
13	10		Martyn CULLEY	Beetle 3.2 Rsi	1:45.117	9	10	1.874	0.262	78.79
14	22		Daniel WALKER	Golf MkV 2.0 Gti	1:45.162	6	11	1.919	0.045	78.76
15	9		Peter WYHINNY	Caddy Sportline	1:45.692	4	11	2.449	0.530	78.37
16	69		James WALKER	Golf MkV 2.0 Gti	1:45.740	3	7	2.497	0.048	78.33
17	12		Tony HARBERMAN	Golf MK3 VR6	1:48.272	8	9	5.029	2.532	76.50
18	7		Timothy SNAYLAM	Golf MkV R32	1:48.290	11	11	5.047	0.018	76.49
19	44		Robin RILEY	Golf Mk4 Tdi	1:48.832	6	11	5.589	0.542	76.10
20	147		Ronnie O'SULLIVAN	Jetta 2.0 Fsi	1:49.220	7	11	5.977	0.388	75.83
21	45		Matt MANDERSON	Golf Mk4 Tdi	1:49.432	8	10	6.189	0.212	75.69
22	46		Nick DUNN	Beetle 3.2 RSI	1:49.759	9	10	6.516	0.327	75.46
23	15		Michael NEUHOFF	Lupo GTi	1:50.305	4	5	7.062	0.546	75.09
24	11		Barry CULLEY	Vento VR6	1:50.607	10	10	7.364	0.302	74.88
25	33		Simon ELLIOTT	Golf MkV 2.0 Gti	1:51.033	8	9	7.790	0.426	74.60
26	17		Michael McINERNEY	Golf MkV 2.0 Gti	1:51.409	11	11	8.166	0.376	74.34
27	27		Andrew SMITH	Beetle Tdi	4:51.334	2	2	3:08.091	2:59.925	28.43

Cars 15 & 33 Please fit timing transponder

Weather / Track : Cloudy / Dry

These results are provisional until the conclusion of any judicial and technical matters.

Brands Hatch GP
Circuit Length = 2.3009 miles
Start: 12:13 End: 12:35

Clerk of Course :		Timekeeper :
-------------------	--	--------------

Volkswagen Racing Cup

QUALIFYING - RACE 7 - ROUND 13 - SECTOR ANALYSIS

1	Joe FULBROOK										Bora 1.8T				
1 -	Out	82.2	52.067	26.894	112.8	2:01.177	7 -	32.955	91.1	47.410	25.668	113.9	1:46.033		
2 -	33.367	91.3	47.092	25.830	114.7	1:46.289	8 -	36.432	62.3	58.673	28.424	113.7	2:03.529		
3 -	32.757	91.8	47.263	25.211	113.9	1:45.231	9 -	35.732	79.9	49.753	26.895	114.7	1:52.380		
4 -	32.960	90.9	46.734	25.381	114.1	1:45.075	10 -	32.614	92.4	46.522	25.124	115.9	1:44.260		
5 -	32.627	91.6	46.193	25.632	114.5	1:44.452	11 -	32.738	91.1	46.687	25.456	115.5	1:44.881		
6 -	33.113	91.2	46.955	25.347	113.9	1:45.415									
2	Darren BLUMSON										Beetle 3.2 Rsi				
1 -	Out	80.9	50.048	26.233	106.5	1:56.118	6 -	34.482	77.1	54.568	25.838	108.8	1:54.888		
2 -	33.300	89.1	46.825	25.113	110.2	1:45.238	7 -	33.016	88.9	46.756	25.761	109.1	1:45.533		
3 -	32.782	89.4	47.148	25.007	110.0	1:44.937	8 -	32.517	90.9	46.742	25.339	107.5	1:44.598		
4 -	32.856	89.5	47.467	25.249	110.2	1:45.572	9 -	33.046	91.7	47.471	25.465	107.5	1:45.982		
5 -	32.680	89.4	47.207	27.434	109.3	1:47.321	10 -	32.675	89.6	47.096	25.135	107.2	1:44.906		
3	Paul TAYLOR										Golf MkV R32				
1 -	Out	83.9	50.075	26.249	110.2	1:56.730	4 -	37.004	86.6	50.032	26.109	111.1	1:53.145		
2 -	33.172	90.8	46.485	25.179	112.6	1:44.836	5 -	32.684	90.4	46.905	25.284	111.7	1:44.873		
3 -	32.867	90.9	47.017	25.187	111.8	1:45.071	6 -	32.883	90.1	47.141	25.279	111.1	1:45.303		
7	Timothy SNAYLAM										Golf MkV R32				
1 -	Out	71.9	52.664	27.176	106.9	2:01.664	7 -	34.455	84.8	50.109	26.200	107.7	1:50.764		
2 -	34.587	86.6	49.480	26.888	107.2	1:50.955	8 -	34.196	86.3	48.509	26.508	107.2	1:49.213		
3 -	34.502	86.0	50.176	27.128	106.2	1:51.806	9 -	34.224	85.7	48.826	26.400	107.7	1:49.450		
4 -	34.807	84.9	49.737	26.733	106.7	1:51.277	10 -	34.218	79.7	48.758	26.004	107.7	1:48.980		
5 -	34.421	85.6	50.786	26.704	106.7	1:51.911	11 -	33.646	86.9	48.493	26.151	107.7	1:48.290		
6 -	34.722	85.7	49.681	26.846	107.0	1:51.249									
8	Aaron MASON										Golf MkV 2.0 Gti				
1 -	Out	66.6	53.361	26.388	110.7	2:04.127	7 -	32.923	91.3	48.200	25.346	110.2	1:46.469		
2 -	34.602	89.8	50.239	26.062	110.9	1:50.903	8 -	32.963	90.8	46.840	25.250	110.4	1:45.053		
3 -	32.880	90.7	49.112	25.937	110.2	1:47.929	9 -	33.069	91.2	48.777	25.568	110.0	1:47.414		
4 -	33.068	89.7	47.972	25.502	110.6	1:46.542	10 -	33.160	89.7	47.150	25.387	109.8	1:45.697		
5 -	32.681	91.1	47.120	25.343	110.9	1:45.144	11 -	33.011	89.8	46.887	25.227	110.2	1:45.125		
6 -	32.612	91.1	46.829	25.321	109.8	1:44.762									
9	Peter WYHINNY										Caddy Sportline				
1 -	Out	80.7	52.903	28.316	104.0	2:02.640	7 -	33.001	89.0	47.444	25.603	108.2	1:46.048		
2 -	35.186	87.4	49.550	26.707	107.2	1:51.443	8 -	35.214	87.4	49.874	25.504	109.3	1:50.592		
3 -	33.939	88.5	48.598	25.837	109.8	1:48.374	9 -	32.880	90.0	48.083	25.831	108.8	1:46.794		
4 -	33.239	88.9	46.938	25.515	109.3	1:45.692	10 -	33.031	89.4	48.136	25.681	110.2	1:46.848		
5 -	32.871	88.8	47.028	25.865	107.5	1:45.764	11 -	33.721	88.5	47.108	26.240	107.2	1:47.069		
6 -	33.816	89.8	47.117	25.444	110.0	1:46.377									
10	Martyn CULLEY										Beetle 3.2 Rsi				
1 -	Out	88.8	49.928	25.918	111.7	1:57.214	6 -	34.863	86.1	52.811	25.660	110.6	1:53.334		
2 -	33.208	91.8	47.666	25.604	112.0	1:46.478	7 -	33.108	91.3	46.851	28.832	84.1	1:48.791		
3 -	33.818	91.3	47.191	25.208	112.0	1:46.217	8 -	37.702	89.1	47.825	25.900	109.3	1:51.427		
4 -	32.819	92.1	47.207	25.322	110.2	1:45.348	9 -	32.692	91.8	46.735	25.690	109.3	1:45.117		
5 -	32.620	92.1	47.191	25.329	110.2	1:45.140	10 -	32.795	91.1	46.806	25.647	109.5	1:45.248		
11	Barry CULLEY										Vento VR6				
1 -	Out	46.5	1:01.531	29.987	103.9	2:23.437	6 -	36.722	65.3	58.715	27.926	106.7	2:03.363		
2 -	37.318	76.2	55.565	28.684	107.5	2:01.567	7 -	35.201	86.1	50.617	26.467	107.4	1:52.285		
3 -	35.379	86.0	51.883	26.931	106.4	1:54.193	8 -	35.178	86.8	50.147	26.991	98.4	1:52.316		
4 -	35.857	86.4	51.387	26.833	107.2	1:54.077	9 -	35.638	85.7	49.741	26.619	106.2	1:51.998		
5 -	34.668	84.1	51.665	26.643	106.9	1:52.976	10 -	34.460	86.3	49.462	26.685	106.7	1:50.607		
12	Tony HARBEMAN										Golf MK3 VR6				
1 -	Out	68.8	54.331	28.007	107.5	2:05.049	6 -	34.133	88.3	50.928	In		4:57.980 P		
2 -	34.441	89.4	49.349	26.362	110.2	1:50.152	7 -	Out	88.9	51.062	26.246	107.7	1:55.128		
3 -	33.932	90.2	48.823	26.246	108.6	1:49.001	8 -	33.734	88.4	48.661	25.877	107.5	1:48.272		
4 -	34.056	89.6	49.754	25.900	109.3	1:49.710	9 -	34.004	88.7	48.613	25.757	108.6	1:48.374		

Cars 15 & 33 Please fit timing transponder

Weather / Track : Cloudy / Dry

Volkswagen Racing Cup

QUALIFYING - RACE 7 - ROUND 13 - SECTOR ANALYSIS

5 -	33.719	87.8	50.142	26.079	108.1	1:49.940							
15	Michael NEUHOFF					Lupo GTi							
1 -						1:56.222	4 -			1:50.305			
2 -						1:51.757	5 -	ln	ln	6:46.525 P			
3 -						1:51.409							
17	Michael McINERNEY					Golf MkV 2.0 Gti							
1 -	Out	76.3	56.278	29.789	100.2	2:08.184	7 -	34.930	86.4	50.858	27.367	102.6	1:53.155
2 -	37.425	81.0	53.432	28.069	102.6	1:58.926	8 -	34.660	86.0	50.782	26.510	103.4	1:51.952
3 -	36.621	83.3	51.443	27.896	102.5	1:55.960	9 -	34.447	87.0	50.448	27.259	103.1	1:52.154
4 -	35.900	84.5	51.033	28.467	103.9	1:55.400	10 -	33.987	87.3	49.720	29.293	105.7	1:53.000
5 -	34.121	86.8	51.049	27.176	105.0	1:52.346	11 -	35.144	86.6	49.576	26.689	105.8	1:51.409
6 -	34.712	85.1	50.148	29.417	105.0	1:54.277							
20	Michael KURTON					Scirocco 2.0 GT							
1 -	Out	74.9	52.098	26.921	107.9	2:01.071	7 -	32.901	92.9	47.622	26.104	109.5	1:46.627
2 -	34.437	90.9	47.902	25.435	110.6	1:47.774	8 -	35.802	63.3	56.386	27.007	111.1	1:59.195
3 -	33.556	91.9	47.755	25.376	111.3	1:46.687	9 -	33.058	90.0	46.828	25.187	110.6	1:45.073
4 -	33.176	91.2	46.784	25.628	111.5	1:45.588	10 -	32.898	91.3	47.087	25.175	111.7	1:45.160
5 -	33.593	91.3	46.976	25.074	111.8	1:45.643	11 -	32.881	91.1	48.321	25.231	111.1	1:46.433
6 -	33.171	90.7	46.352	25.332	111.8	1:44.855							
21	Richard WALKER					Golf MkV 2.0 Gti							
1 -	Out	79.5	56.859	28.449	108.1	2:12.244	6 -	32.717	91.6	46.989	25.793	108.8	1:45.499
2 -	35.070	84.8	49.180	ln		4:01.484 P	7 -	33.248	86.6	51.948	27.417	108.4	1:52.613
3 -	Out	44.8	59.173	25.623	109.7	2:20.780	8 -	33.244	90.7	46.859	25.546	108.4	1:45.649
4 -	33.357	89.0	47.177	25.749	108.9	1:46.283	9 -	40.014	69.4	58.267	33.231	75.7	2:11.512
5 -	32.755	90.6	46.558	25.426	109.1	1:44.739							
22	Daniel WALKER					Golf MkV 2.0 Gti							
1 -	Out	77.4	58.420	29.224	107.4	2:11.199	7 -	33.407	89.5	47.619	ln		2:23.549 P
2 -	34.526	79.0	49.305	25.792	107.7	1:49.623	8 -	Out	75.1	51.554	26.749	108.8	1:58.521
3 -	33.720	90.6	47.035	25.241	102.6	1:45.996	9 -	33.181	90.2	47.319	26.189	108.8	1:46.689
4 -	33.518	90.0	46.603	25.142	109.1	1:45.263	10 -	33.283	88.3	46.929	25.058	109.3	1:45.270
5 -	33.300	90.3	48.035	25.245	108.4	1:46.580	11 -	32.994	89.8	46.768	25.414	109.5	1:45.176
6 -	33.155	90.3	47.023	24.984	107.7	1:45.162							
27	Andrew SMITH					Beetle Tdi							
1 -	Out	80.6	52.271	27.751	104.0	2:01.274	2 -	3:32.452	79.3	51.266	27.616		4:51.334
32	Kieran GRIFFIN					Golf MkV 2.0 Gti							
1 -	Out	81.5	54.201	28.102	109.3	2:07.931	7 -	33.897	83.4	51.371	26.340	110.0	1:51.608
2 -	36.687	77.0	51.616	25.990	110.9	1:54.293	8 -	33.146	88.4	47.448	25.504	110.6	1:46.098
3 -	33.724	89.7	48.561	25.906	111.3	1:48.191	9 -	33.153	88.5	46.869	25.309	111.1	1:45.331
4 -	33.733	88.9	48.460	25.450	110.7	1:47.643	10 -	33.129	88.2	47.695	25.385	110.4	1:46.209
5 -	33.184	89.7	47.141	25.380	110.6	1:45.705	11 -	32.730	89.7	46.660	25.338	111.1	1:44.728
6 -	33.210	89.1	47.250	25.290	110.7	1:45.750							
33	Simon ELLIOTT					Golf MkV 2.0 Gti							
1 -						1:57.533	6 -						1:51.263
2 -						1:54.161	7 -						1:51.987
3 -						1:55.051	8 -						1:51.033
4 -						1:54.971	9 -						1:54.324
5 -						1:52.061							
36	Anna WALEWSKA					Golf MkV 2.0 Gti							
1 -	Out	82.8	53.175	27.490	105.8	2:01.468	7 -	33.037	88.3	48.758	ln		2:41.481 P
2 -	34.079	88.0	49.185	27.578	108.4	1:50.842	8 -	Out	88.1	48.182	26.924	107.9	1:53.148
3 -	33.223	90.8	48.335	25.634	109.8	1:47.192	9 -	33.075	90.4	46.814	25.307	111.7	1:45.196
4 -	34.084	89.8	47.316	25.475	110.0	1:46.875	10 -	32.699	90.6	46.502	25.232	110.2	1:44.433
5 -	33.191	90.3	47.353	25.509	112.0	1:46.053	11 -	32.944	90.7	46.449	25.529	108.9	1:44.922
6 -	33.034	89.5	47.076	25.551	110.0	1:45.661							

Cars 15 & 33 Please fit timing transponder

Weather / Track : Cloudy / Dry

Volkswagen Racing Cup

QUALIFYING - RACE 7 - ROUND 13 - SECTOR ANALYSIS

41	Didge DZIURZYNSKI				Golf Mk4								
1 -	Out 87.0	48.793	26.006	109.7	1:56.497	6 -	33.362	89.1	48.638	In	3:52.513 P		
2 -	33.976	83.0	47.897	25.283	111.3	1:47.156	7 -	Out 85.4	49.344	25.233	111.7	1:51.591	
3 -	33.350	91.1	47.436	25.104	111.7	1:45.890	8 -	33.151	90.7	46.481	25.841	110.6	1:45.473
4 -	33.290	90.3	47.158	25.290	110.9	1:45.738	9 -	34.225	90.2	47.215	25.468	110.6	1:46.908
5 -	32.967	90.2	46.721	25.043	111.5	1:44.731	10 -	35.760	81.5	49.562	26.475	100.8	1:51.797
44	Robin RILEY				Golf Mk4 Tdi								
1 -	Out 77.4	57.921	29.139	102.6	2:10.366	7 -	33.509	90.8	49.203	26.579	107.2	1:49.291	
2 -	36.704	73.5	55.007	27.385	106.9	1:59.096	8 -	34.506	67.3	53.990	28.938	108.2	1:57.434
3 -	34.474	90.6	53.105	29.390	107.5	1:56.969	9 -	33.579	90.6	50.106	30.991	108.1	1:54.676
4 -	33.665	90.9	49.644	26.626	108.4	1:49.935	10 -	33.902	87.7	53.875	32.834	107.9	2:00.611
5 -	32.274	90.0	49.754	26.331	108.6	1:49.359	11 -	34.095	90.4	49.150	26.557	108.2	1:49.802
6 -	33.562	90.7	48.815	26.455	108.1	1:48.832							
45	Matt MANDERSON				Golf Mk4 Tdi								
1 -	Out 71.6	54.691	29.627	104.0	2:07.684	6 -	34.148	88.3	49.705	In	2:32.482 P		
2 -	35.918	86.9	50.274	26.522	107.0	1:52.714	7 -	Out 85.9	51.542	25.994	106.4	1:56.989	
3 -	34.855	87.2	49.441	26.919	107.4	1:51.215	8 -	34.237	88.3	48.778	26.417	106.0	1:49.432
4 -	35.025	87.4	49.584	26.149	106.4	1:50.758	9 -	34.301	86.9	49.274	27.189	105.8	1:50.764
5 -	34.291	87.4	49.038	26.433	107.2	1:49.762	10 -	33.734	88.3	50.017	26.399	106.4	1:50.150
46	Nick DUNN				Beetle 3.2 RSI								
1 -	Out 69.1	1:00.398	29.806	99.4	2:18.264	6 -	35.611	86.8	50.522	26.743	109.8	1:52.876	
2 -	39.321	75.8	54.954	29.883	100.2	2:04.158	7 -	34.963	89.5	50.615	26.475	109.8	1:52.053
3 -	38.302	83.0	52.744	28.587	101.2	1:59.633	8 -	35.655	88.9	49.297	26.368	109.8	1:51.320
4 -	36.838	80.3	53.059	27.465	107.4	1:57.362	9 -	34.394	91.1	49.026	26.339	110.2	1:49.759
5 -	37.958	67.3	54.533	26.881	108.6	1:59.372	10 -	34.270	90.3	51.724	27.409	108.9	1:53.403
49	Richard STYRIN				Golf MkV 2.0 Gti								
1 -	Out 83.6	52.796	28.131	102.0	2:01.982	7 -	33.229	91.6	46.453	25.169	109.7	1:44.851	
2 -	34.942	89.7	47.768	27.264	103.4	1:49.974	8 -	34.069	89.0	48.129	25.684	110.6	1:47.882
3 -	33.345	90.8	47.715	25.422	113.2	1:46.482	9 -	32.830	91.9	46.465	25.283	110.6	1:44.578
4 -	32.826	91.9	46.325	26.509	111.8	1:45.660	10 -	32.768	91.3	46.605	25.227	110.9	1:44.600
5 -	32.908	91.6	47.241	25.667	107.7	1:45.816	11 -	32.655	91.6	46.590	25.055	107.0	1:44.300
6 -	32.862	92.1	46.616	25.107	111.1	1:44.585	12 -	32.650	91.4	46.354	25.167	107.2	1:44.171
53	Steve CHAPLIN				Beetle 3.2 Rsi								
1 -	Out 83.1	53.280	27.319	106.7	2:02.298	7 -	36.677	67.6	1:00.023	29.214	91.7	2:05.914	
2 -	33.688	90.2	49.575	25.916	108.6	1:49.179	8 -	36.137	86.3	50.975	26.004	108.9	1:53.116
3 -	32.838	91.6	47.427	25.547	108.4	1:45.812	9 -	32.458	90.9	47.678	25.204	109.3	1:45.340
4 -	32.540	90.4	47.507	25.296	108.2	1:45.343	10 -	32.729	90.1	46.815	25.157	108.9	1:44.701
5 -	32.376	91.2	46.893	25.331	108.8	1:44.540	11 -	32.406	90.6	48.553	25.307	109.8	1:46.266
6 -	32.450	90.7	47.217	25.269	109.1	1:44.936							
66	Liam GRIFFIN				Scirocco 2.0 GT								
1 -	Out 80.8	51.464	27.671	109.7	1:59.753	7 -	32.277	87.3	46.942	25.673	107.7	1:44.892	
2 -	34.566	85.9	48.471	28.170	98.7	1:51.207	8 -	34.852	83.8	50.863	26.692	110.4	1:52.407
3 -	33.689	87.6	48.966	29.331	106.4	1:51.986	9 -	32.800	87.2	47.604	25.561	111.1	1:45.965
4 -	33.287	87.4	48.232	25.342	111.1	1:46.861	10 -	32.754	88.2	45.671	25.944	110.9	1:44.369
5 -	32.736	88.1	45.874	25.233	111.5	1:43.243	11 -	33.056	88.1	48.749	25.951	102.3	1:47.756
6 -	35.492	70.6	48.508	25.450	111.3	1:49.450							
69	James WALKER				Golf MkV 2.0 Gti								
1 -	Out 83.5	49.402	25.609	107.0	1:55.412	5 -	33.104	90.2	47.146	28.368	95.9	1:48.618	
2 -	33.028	90.3	47.342	25.674	107.4	1:46.044	6 -	33.316	89.1	47.952	25.447	107.2	1:46.715
3 -	32.897	88.9	47.341	25.502	107.9	1:45.740	7 -	35.545	85.1	49.965	25.972	107.4	1:51.482
4 -	33.611	80.0	48.847	25.596	107.5	1:48.054							
147	Ronnie O'SULLIVAN				Jetta 2.0 Fsi								
1 -	Out 76.6	57.086	29.381	108.9	2:10.573	7 -	34.177	89.0	49.013	26.030	107.4	1:49.220	
2 -	35.870	84.5	55.147	27.238	110.9	1:58.255	8 -	35.711	88.4	49.754	26.381	109.8	1:51.846
3 -	35.076	88.9	50.899	28.044	111.1	1:54.019	9 -	34.449	87.0	49.177	25.731	110.9	1:49.357

Cars 15 & 33 Please fit timing transponder

Weather / Track : Cloudy / Dry

Volkswagen Racing Cup

QUALIFYING - RACE 7 - ROUND 13 - SECTOR ANALYSIS

4 -	34.891	86.8	49.939	26.175	112.0	1:51.005	10 -	34.470	88.0	49.804	32.750	108.6	1:57.024
5 -	34.372	<i>90.3</i>	49.269	25.935	<i>112.4</i>	1:49.576	11 -	36.310	87.6	49.958	26.417	106.7	1:52.685
6 -	<i>34.147</i>	90.0	49.556	26.724	111.5	1:50.427							

Cars 15 & 33 Please fit timing transponder

Weather / Track : Cloudy / Dry

www.tsl-timing.com

Page 4 of 4

Brands Hatch GP
Circuit Length = 2.3009 miles
Start: 12:13 End: 12:35

Printed - 12.38 Saturday, 19 September 2009

Volkswagen Racing Cup

QUALIFYING - RACE 7 - ROUND 13 - BEST SECTOR TIMES

SECTOR 1			SECTOR 2			SECTOR 3			IDEAL / BEST COMPARISON						
POS	NO	NAME	TIME	NO	NAME	TIME	NO	NAME	TIME	POS	NO	NAME	IDEAL	BEST	DIFF
1	66	GRIFFIN	32.136	66	GRIFFIN	45.671	22	WALKER	24.984	1	66	GRIFFIN	1:43.040	1:43.243	0.203
2	53	CHAPLIN	32.316	1	FULBROOK	46.193	2	BLUMSON	25.007	2	1	FULBROOK	1:43.931	1:44.260	0.329
3	2	BLUMSON	32.517	49	STYRIN	46.325	41	DZIURZYNSKI	25.043	3	49	STYRIN	1:44.030	1:44.171	0.141
4	8	MASON	32.612	20	KURTON	46.352	49	STYRIN	25.055	4	2	BLUMSON	1:44.266	1:44.598	0.332
5	1	FULBROOK	32.614	36	WALEWSKA	46.449	20	KURTON	25.074	5	53	CHAPLIN	1:44.288	1:44.540	0.252
6	10	CULLEY	32.620	41	DZIURZYNSKI	46.481	1	FULBROOK	25.124	6	20	KURTON	1:44.307	1:44.855	0.548
7	49	STYRIN	32.650	3	TAYLOR	46.485	53	CHAPLIN	25.157	7	3	TAYLOR	1:44.348	1:44.836	0.488
8	3	TAYLOR	32.684	21	WALKER	46.558	3	TAYLOR	25.179	8	36	WALEWSKA	1:44.380	1:44.433	0.053
9	36	WALEWSKA	32.699	22	WALKER	46.603	10	CULLEY	25.208	9	41	DZIURZYNSKI	1:44.491	1:44.731	0.240
10	21	WALKER	32.717	32	GRIFFIN	46.660	8	MASON	25.227	10	10	CULLEY	1:44.563	1:45.117	0.554
11	32	GRIFFIN	32.730	10	CULLEY	46.735	36	WALEWSKA	25.232	11	22	WALKER	1:44.581	1:45.162	0.581
12	9	WYHINNY	32.871	2	BLUMSON	46.742	66	GRIFFIN	25.233	12	8	MASON	1:44.668	1:44.762	0.094
13	20	KURTON	32.881	53	CHAPLIN	46.815	32	GRIFFIN	25.290	13	32	GRIFFIN	1:44.680	1:44.728	0.048
14	69	WALKER	32.897	8	MASON	46.829	21	WALKER	25.426	14	21	WALKER	1:44.701	1:44.739	0.038
15	41	DZIURZYNSKI	32.967	9	WYHINNY	46.938	9	WYHINNY	25.444	15	9	WYHINNY	1:45.253	1:45.692	0.439
16	22	WALKER	32.994	69	WALKER	47.146	69	WALKER	25.447	16	69	WALKER	1:45.490	1:45.740	0.250
17	44	RILEY	33.274	7	SNAYLAM	48.493	147	O'SULLIVAN	25.731	17	12	HARBERMAN	1:48.089	1:48.272	0.183
18	7	SNAYLAM	33.646	12	HARBERMAN	48.613	12	HARBERMAN	25.757	18	7	SNAYLAM	1:48.143	1:48.290	0.147
19	12	HARBERMAN	33.719	45	MANDERSON	48.778	45	MANDERSON	25.994	19	44	RILEY	1:48.420	1:48.832	0.412
20	45	MANDERSON	33.734	44	RILEY	48.815	7	SNAYLAM	26.004	20	45	MANDERSON	1:48.506	1:49.432	0.926
21	17	McINERNEY	33.987	147	O'SULLIVAN	49.013	44	RILEY	26.331	21	147	O'SULLIVAN	1:48.891	1:49.220	0.329
22	147	O'SULLIVAN	34.147	46	DUNN	49.026	46	DUNN	26.339	22	46	DUNN	1:49.635	1:49.759	0.124
23	46	DUNN	34.270	11	CULLEY	49.462	11	CULLEY	26.467	23	17	McINERNEY	1:50.073	1:51.409	1.336
24	11	CULLEY	34.460	17	McINERNEY	49.576	17	McINERNEY	26.510	24	11	CULLEY	1:50.389	1:50.607	0.218
25	27	SMITH	36.000	27	SMITH	51.266	27	SMITH	27.616	25	27	SMITH	1:54.882	4:51.334	2:56.452
26	15	NEUHOFF		15	NEUHOFF		15	NEUHOFF		26	15	NEUHOFF		1:50.305	0.000
27	33	ELLIOTT		33	ELLIOTT		33	ELLIOTT		27	33	ELLIOTT		1:51.033	0.000
												Perfect Lap	1:42.791		

Cars 15 & 33 Please fit timing transponder

Weather / Track : Cloudy / Dry

www.tsl-timing.com

Brands Hatch GP
Circuit Length = 2.3009 miles
Start: 12:13 End: 12:35

Printed - 12.37 Saturday, 19 September 2009

Volkswagen Racing Cup

QUALIFYING - RACE 7 - ROUND 13 - SPEED TRAPS

SECTOR 1				SECTOR 2			FINISH LINE			
POS	NO	NAME	MPH	NO	NAME	MPH	NO	NAME	MPH	
1	20	Michael KURTON	92.9				1	Joe FULBROOK	115.9	
2	1	Joe FULBROOK	92.4				49	Richard STYRIN	113.2	
3	10	Martyn CULLEY	92.1				3	Paul TAYLOR	112.6	
4	49	Richard STYRIN	92.1				147	Ronnie O'SULLIVAN	112.4	
5	2	Darren BLUMSON	91.7				10	Martyn CULLEY	112.0	
6	21	Richard WALKER	91.6				36	Anna WALEWSKA	112.0	
7	53	Steve CHAPLIN	91.6				20	Michael KURTON	111.8	
8	8	Aaron MASON	91.3				41	Didge DZIURZYNSKI	111.7	
9	41	Didge DZIURZYNSKI	91.1				66	Liam GRIFFIN	111.5	
10	46	Nick DUNN	91.1				32	Kieran GRIFFIN	111.3	
11	3	Paul TAYLOR	90.9				8	Aaron MASON	110.9	
12	44	Robin RILEY	90.9				2	Darren BLUMSON	110.2	
13	36	Anna WALEWSKA	90.8				9	Peter WYHINNY	110.2	
14	69	James WALKER	90.8				12	Tony HARBERMAN	110.2	
15	22	Daniel WALKER	90.6				46	Nick DUNN	110.2	
16	147	Ronnie O'SULLIVAN	90.3				53	Steve CHAPLIN	109.8	
17	12	Tony HARBERMAN	90.2				21	Richard WALKER	109.7	
18	9	Peter WYHINNY	90.0				22	Daniel WALKER	109.5	
19	32	Kieran GRIFFIN	89.7				44	Robin RILEY	108.6	
20	45	Matt MANDERSON	88.3				69	James WALKER	107.9	
21	66	Liam GRIFFIN	88.2				7	Timothy SNAYLAM	107.7	
22	17	Michael McINERNEY	87.3				11	Barry CULLEY	107.5	
23	7	Timothy SNAYLAM	86.9				45	Matt MANDERSON	107.4	
24	11	Barry CULLEY	86.8				17	Michael McINERNEY	105.8	
25	27	Andrew SMITH	80.9				27	Andrew SMITH	104.0	
26							15	Michael NEUHOFF	4.2	
27										

Cars 15 & 33 Please fit timing transponder

Weather / Track : Cloudy / Dry


www.tsl-timing.com

Brands Hatch GP
Circuit Length = 2.3009 miles
Start: 12:13 End: 12:35

Printed - 12.37 Saturday, 19 September 2009

Volkswagen Racing Cup

RACE 7 - ROUND 13 - GRID

ROW 14	4:51.334 27 Andrew SMITH		
ROW 13	1:51.033 33 Simon ELLIOTT	1:51.409 17 Michael McINERNEY	
ROW 12		1:50.305 15 Michael NEUHOFF	1:50.607 11 Barry CULLEY
ROW 11	1:49.432 45 Matt MANDERSON	1:49.759 46 Nick DUNN	
ROW 10		1:48.832 44 Robin RILEY	1:49.220 147 Ronnie O'SULLIVAN
ROW 9	1:48.272 12 Tony HARBERMAN	1:48.290 7 Timothy SNAYLAM	
ROW 8		1:45.692 9 Peter WYHINNY	1:45.740 69 James WALKER
ROW 7	1:45.117 10 Martyn CULLEY	1:45.162 22 Daniel WALKER	
ROW 6		1:44.836 3 Paul TAYLOR	1:44.855 20 Michael KURTON
ROW 5	1:44.739 21 Richard WALKER	1:44.762 8 Aaron MASON	
ROW 4		1:44.728 32 Kieran GRIFFIN	1:44.731 41 Didge DZIURZYNSKI
ROW 3	1:44.540 53 Steve CHAPLIN	1:44.598 2 Darren BLUMSON	
ROW 2		1:44.260 1 Joe FULBROOK	1:44.433 36 Anna WALEWSKA
ROW 1	1:43.243 66 Liam GRIFFIN	1:44.171 49 Richard STYRIN	
Pole			
			

Brands Hatch GP
Circuit Length = 2.3009 miles

These results are provisional until the conclusion of any judicial and technical matters.

Clerk of Course :

Timekeeper :

Volkswagen Racing Cup

RACE 7 - ROUND 13 - CLASSIFICATION

POS	NO	CL	NAME	ENTRY	LAPS	TIME	GAP	DIFF	MPH	BEST	ON
1	66		Liam GRIFFIN	Scirocco 2.0 GT	12	21:09.022			78.32	1:44.195	6
2	49		Richard STYRIN	Golf MkV 2.0 Gti	12	21:12.372	3.350	3.350	78.12	1:44.386	5
3	53		Steve CHAPLIN	Beetle 3.2 Rsi	12	21:15.081	6.059	2.709	77.95	1:43.951	5
4	21		Richard WALKER	Golf MkV 2.0 Gti	12	21:18.371	9.349	3.290	77.75	1:44.490	5
5	1		Joe FULBROOK	Bora 1.8T	12	21:24.285	15.263	5.914	77.39	1:44.586	3
6	2		Darren BLUMSON	Beetle 3.2 Rsi	12	21:24.598	15.576	0.313	77.37	1:44.465	5
7	36		Anna WALEWSKA	Golf MkV 2.0 Gti	12	21:26.258	17.236	1.660	77.27	1:44.844	12
8	10		Martyn CULLEY	Beetle 3.2 Rsi	12	21:28.078	19.056	1.820	77.16	1:44.017	6
9	22		Daniel WALKER	Golf MkV 2.0 Gti	12	21:28.630	19.608	0.552	77.13	1:44.245	4
10	7		Timothy SNAYLAM	Golf MkV R32	12	21:59.623	50.601	30.993	75.32	1:47.861	9
11	8		Aaron MASON	Golf MkV 2.0 Gti	12	22:01.156	52.134	1.533	75.23	1:45.046	7
12	12		Tony HARBERMAN	Golf MK3 VR6	12	22:02.363	53.341	1.207	75.16	1:48.119	5
13	147		Ronnie O'SULLIVAN	Jetta 2.0 Fsi	12	22:04.865	55.843	2.502	75.02	1:46.593	9
14	44		Robin RILEY	Golf Mk4 Tdi	12	22:06.901	57.879	2.036	74.90	1:47.270	7
15	27		Andrew SMITH	Beetle Tdi	12	22:11.107	1:02.085	4.206	74.67	1:47.675	8
16	46		Nick DUNN	Beetle 3.2 RSi	12	22:19.064	1:10.042	7.957	74.22	1:48.855	9

NOT CLASSIFIED

DNF	45		Matt MANDERSON	Golf Mk4 Tdi	10	19:01.789	2 laps	2 laps	72.54	1:48.745	8
DNF	41		Didge DZIURZYNSKI	Golf Mk4	8	16:11.244	4 laps	2 laps	68.22	1:44.726	3
DNF	69		James WALKER	Golf MkV 2.0 Gti	5	9:04.376	7 laps	3 laps	76.07	1:44.744	3
DNF	9		Peter WYHINNY	Caddy Sportline	2	5:32.410	10 laps	3 laps	49.83	1:46.266	2
DNF	17		Michael McINERNEY	Golf MkV 2.0 Gti	2	6:08.351	10 laps	11.615	44.97	1:50.928	2
DNF	3		Paul TAYLOR	Golf MkV R32	1	2:02.444	11 laps	1 lap	67.64		
DNF	11		Barry CULLEY	Vento VR6	0						
DNF	32		Kieran GRIFFIN	Golf MkV 2.0 Gti	0						
DNF	33		Simon ELLIOTT	Golf MkV 2.0 Gti	0						

FASTEST LAP

53			Steve CHAPLIN	Beetle 3.2 Rsi	5	1:43.951		79.68 mph		128.23 kph	
----	--	--	---------------	----------------	---	----------	--	-----------	--	------------	--

Weather / Track : Cloudy / Dry

These results are provisional until the conclusion of any judicial and technical matters.

Brands Hatch GP
Circuit Length = 2.3009 miles
Start: 13:08 End: 13:31

Clerk of Course :		Timekeeper :	
-------------------	--	--------------	--

Volkswagen Racing Cup

RACE 7 - ROUND 13 - LAP CHART

Lap 1			Lap 2			Lap 3			Lap 4			Lap 5		
No	Behind	Laptime	No	Behind	Laptime	No	Behind	Laptime	No	Behind	Laptime	No	Behind	Laptime
66		1:53.026	66		1:45.160	66		1:44.898	66		1:44.351	66		1:44.575
2	1.021	1:54.047	2	1.863	1:46.002	2	2.934	1:45.969	2	3.211	1:44.628	2	3.101	1:44.465
49	3.826	1:56.852	49	4.117	1:45.451	49	3.767	1:44.548	49	3.905	1:44.489	49	3.716	1:44.386
1	4.606	1:57.632	1	4.730	1:45.284	1	4.418	1:44.586	1	5.261	1:45.194	1	5.334	1:44.648
21	4.992	1:58.018	41	5.550	1:45.445	41	5.378	1:44.726	41	5.810	1:44.783	41	6.594	1:45.359
41	5.265	1:58.291	21	5.615	1:45.783	69	5.729	1:44.744	53	7.477	1:44.941	53	6.853	1:43.951
36	5.521	1:58.547	69	5.883	1:45.264	21	6.452	1:45.735	21	7.916	1:45.815	21	7.831	1:44.490
69	5.779	1:58.805	53	6.947	1:46.076	53	6.887	1:44.838	36	8.278	1:44.888	36	8.581	1:44.878
53	6.031	1:59.057	36	7.472	1:47.111	36	7.741	1:45.167	8	10.220	1:45.597	8	11.312	1:45.667
8	6.371	1:59.397	8	7.814	1:46.603	8	8.974	1:46.058	69	11.394	1:50.016	69	12.366	1:45.547
9	7.354	2:00.380	9	8.460	1:46.266	22	12.360	1:45.206	22	12.254	1:44.245	22	12.483	1:44.804
7	9.302	2:02.328	22	12.052	1:46.239	10	17.385	1:46.022	10	18.401	1:45.367	10	18.290	1:44.464
46	10.415	2:03.441	7	13.236	1:49.094	7	17.488	1:49.150	7	21.784	1:48.647	7	25.245	1:48.036
22	10.973	2:03.999	10	16.261	1:47.467	12	23.269	1:49.640	12	27.725	1:48.807	12	31.269	1:48.119
45	11.123	2:04.149	46	18.302	1:53.047	46	25.305	1:51.901	46	29.973	1:49.019	46	35.435	1:50.037
12	11.705	2:04.731	12	18.527	1:51.982	45	25.835	1:50.306	27	30.393	1:48.701	27	35.835	1:50.017
10	13.954	2:06.980	17	20.075	1:50.928	27	26.043	1:49.574	147	31.170	1:48.642	147	35.961	1:49.366
17	14.307	2:07.333	45	20.427	1:54.464	147	26.879	1:49.891	44	31.825	1:48.599	44	36.491	1:49.241
44	15.319	2:08.345	44	20.967	1:50.808	44	27.577	1:51.508	45	32.921	1:51.437	45	38.097	1:49.751
27	15.737	2:08.763	27	21.367	1:50.790									
147	16.947	2:09.973	147	21.886	1:50.099									
3	50.708	2:43.734 P												

Volkswagen Racing Cup

RACE 7 - ROUND 13 - LAP CHART

Lap 6			Lap 7			Lap 8			Lap 9			Lap 10		
No	Behind	Laptime	No	Behind	Laptime	No	Behind	Laptime	No	Behind	Laptime	No	Behind	Laptime
66		1:44.195	66		1:44.597	66		1:44.353	66		1:45.929	66		1:46.595
49	5.098	1:45.577	49	5.144	1:44.643	49	6.508	1:45.717	49	6.367	1:45.788	49	4.789	1:45.017
2	5.778	1:46.872	2	9.258	1:48.077	2	11.095	1:46.190	53	10.949	1:45.495	53	8.569	1:44.215
1	7.826	1:46.687	1	9.563	1:46.334	53	11.383	1:45.793	2	11.688	1:46.522	21	10.213	1:44.538
53	8.851	1:46.193	53	9.943	1:45.689	21	12.456	1:46.575	21	12.270	1:45.743	2	11.596	1:46.503
41	9.379	1:46.980	21	10.234	1:45.239	41	12.920	1:46.558	1	13.120	1:45.560	1	12.044	1:45.519
21	9.592	1:45.956	41	10.715	1:45.933	1	13.489	1:48.279	8	16.193	1:46.925	8	16.055	1:46.457
36	9.857	1:45.471	36	11.333	1:46.073	36	14.547	1:47.567	22	16.456	1:47.752	22	16.342	1:46.481
22	12.538	1:44.250	22	13.098	1:45.157	22	14.633	1:45.888	36	17.226	1:48.608	10	16.545	1:45.185
8	13.375	1:46.258	8	13.824	1:45.046	8	15.197	1:45.726	10	17.955	1:44.773	36	16.963	1:46.332
10	18.112	1:44.017	10	18.520	1:45.005	10	19.111	1:44.944	7	39.270	1:47.861	7	41.038	1:48.363
7	29.495	1:48.445	7	33.354	1:48.456	7	37.338	1:48.337	12	45.727	1:48.332	12	47.599	1:48.467
12	35.489	1:48.415	12	39.445	1:48.553	12	43.324	1:48.232	44	50.305	1:48.134	44	52.525	1:48.815
27	42.393	1:50.753	44	45.171	1:47.270	44	48.100	1:47.282	147	51.232	1:46.593	147	52.671	1:48.034
44	42.498	1:50.202	147	47.326	1:49.229	147	50.568	1:47.595	27	53.373	1:48.186	27	56.331	1:49.553
147	42.694	1:50.928	27	47.794	1:49.998	27	51.116	1:47.675	46	56.024	1:48.855	46	59.343	1:49.914
46	43.946	1:52.706	46	48.538	1:49.189	46	53.098	1:48.913	45	56.688	1:49.038			
45	44.742	1:50.840	45	49.187	1:49.042	45	53.579	1:48.745						

Volkswagen Racing Cup

RACE 7 - ROUND 13 - LAP CHART

Lap 11			Lap 12		
No	Behind	Laptime	No	Behind	Laptime
66		1:46.069	66		1:45.274
49	3.764	1:45.044	49	3.350	1:44.860
53	7.180	1:44.680	53	6.059	1:44.153
21	9.446	1:45.302	21	9.349	1:45.177
1	11.459	1:45.484	1	15.263	1:49.078
2	13.050	1:47.523	2	15.576	1:47.800
36	17.666	1:46.772	36	17.236	1:44.844
22	18.423	1:48.150	10	19.056	1:45.860
10	18.470	1:47.994	22	19.608	1:46.459
8	21.571	1:51.585	7	50.601	1:51.311
7	44.564	1:49.595	8	52.134	2:15.837
12	50.134	1:48.604	12	53.341	1:48.481
147	53.592	1:46.990	147	55.843	1:47.525
44	55.500	1:49.044	44	57.879	1:47.653
27	58.951	1:48.689	27	1:02.085	1:48.408
46	1:03.762	1:50.488	46	1:10.042	1:51.554
45	1 LAP	3:41.891 P			

Volkswagen Racing Cup

RACE 7 - ROUND 13 - SECTOR ANALYSIS

1	Joe FULBROOK Bora 1.8T												
1 -	91.1	48.258	26.442	114.7	1:57.632	7 -	33.190	88.9	47.689	25.455	115.1	1:46.334	
2 -	33.183	89.8	46.743	25.358	114.9	1:45.284	8 -	33.620	92.4	48.848	25.811	115.1	1:48.279
3 -	32.908	90.7	46.427	25.251	114.9	1:44.586	9 -	33.508	92.9	46.687	25.365	115.3	1:45.560
4 -	33.253	90.6	46.526	25.415	115.1	1:45.194	10 -	32.956	91.2	46.944	25.619	115.1	1:45.519
5 -	32.942	90.6	46.459	25.247	114.1	1:44.648	11 -	33.077	92.8	46.752	25.655	113.6	1:45.484
6 -	32.646	90.3	47.800	26.241	113.9	1:46.687	12 -	33.196	91.9	47.369	28.513	90.0	1:49.078
2	Darren BLUMSON Beetle 3.2 Rsi												
1 -	88.7	47.254	25.225	110.4	1:54.047	7 -	34.025	72.2	48.570	25.482	109.5	1:48.077	
2 -	33.055	90.0	47.457	25.490	108.6	1:46.002	8 -	33.303	89.4	47.577	25.310	109.8	1:46.190
3 -	33.271	88.8	47.221	25.477	107.5	1:45.969	9 -	33.297	89.6	47.839	25.386	109.5	1:46.522
4 -	32.643	90.0	46.830	25.155	109.1	1:44.628	10 -	33.785	89.1	47.253	25.465	110.2	1:46.503
5 -	32.677	90.7	46.579	25.209	108.9	1:44.465	11 -	33.902	88.0	47.881	25.740	110.4	1:47.523
6 -	32.735	90.6	47.578	26.559	110.2	1:46.872	12 -	33.585	90.6	47.667	26.548	91.1	1:47.800
3	Paul TAYLOR Golf MkV R32												
1 -	88.5	49.037	ln		2:43.734 P								
7	Timothy SNAYLAM Golf MkV R32												
1 -	85.2	50.281	26.949	110.0	2:02.328	7 -	33.990	85.9	48.433	26.033	110.6	1:48.456	
2 -	34.298	86.6	49.017	25.779	111.8	1:49.094	8 -	33.820	86.9	48.738	25.779	110.9	1:48.337
3 -	33.644	87.4	48.838	26.668	109.3	1:49.150	9 -	33.872	86.1	48.159	25.830	110.7	1:47.861
4 -	34.189	87.4	48.531	25.927	110.6	1:48.647	10 -	33.843	86.7	48.646	25.874	111.1	1:48.363
5 -	33.776	86.9	48.416	25.844	110.7	1:48.036	11 -	34.602	85.4	48.668	26.325	110.4	1:49.595
6 -	34.020	86.3	48.621	25.804	110.7	1:48.445	12 -	34.236	86.7	49.324	27.751	109.7	1:51.311
8	Aaron MASON Golf MkV 2.0 Gti												
1 -	90.6	49.053	26.254	112.8	1:59.397	7 -	33.197	90.9	46.678	25.171	112.4	1:45.046	
2 -	33.817	90.4	47.455	25.331	113.2	1:46.603	8 -	33.231	90.9	47.190	25.305	112.2	1:45.726
3 -	33.295	90.4	47.379	25.384	110.9	1:46.058	9 -	33.199	91.7	47.828	25.898	110.9	1:46.925
4 -	32.992	91.2	47.131	25.474	110.2	1:45.597	10 -	33.093	90.6	47.746	25.618	110.2	1:46.457
5 -	33.292	90.8	47.098	25.277	110.7	1:45.667	11 -	33.009	91.6	47.685	30.891	90.3	1:51.585
6 -	33.060	90.3	47.798	25.400	111.7	1:46.258	12 -	41.177	74.6	1:01.913	32.747	96.4	2:15.837
9	Peter WYHINNY Caddy Sportline												
1 -	88.1	48.908	26.113	110.9	2:00.380	2 -	33.392	89.4	47.143	25.731	112.0	1:46.266	
10	Martyn CULLEY Beetle 3.2 Rsi												
1 -	88.3	49.341	26.217	111.1	2:06.980	7 -	32.986	91.3	46.856	25.163	111.5	1:45.005	
2 -	33.555	90.3	48.105	25.807	111.3	1:47.467	8 -	33.032	90.3	46.661	25.251	112.0	1:44.944
3 -	32.972	92.1	46.904	26.146	109.5	1:46.022	9 -	32.769	91.4	46.614	25.390	112.2	1:44.773
4 -	32.763	92.2	47.217	25.387	111.1	1:45.367	10 -	32.621	91.7	47.035	25.529	106.9	1:45.185
5 -	32.803	91.7	46.181	25.480	110.4	1:44.464	11 -	33.418	91.3	47.904	26.672	110.7	1:47.994
6 -	32.528	92.2	46.199	25.290	111.1	1:44.017	12 -	33.195	92.6	47.594	25.071	111.1	1:45.860
11	Barry CULLEY Vento VR6												
12	Tony HARBERMAN Golf MK3 VR6												
1 -	79.1	49.905	27.077	110.6	2:04.731	7 -	34.025	89.5	48.580	25.948	108.6	1:48.553	
2 -	34.961	88.2	50.433	26.588	110.0	1:51.982	8 -	34.048	89.4	48.063	26.121	108.6	1:48.232
3 -	34.157	90.1	49.208	26.275	108.4	1:49.640	9 -	33.703	89.6	48.700	25.929	107.9	1:48.332
4 -	34.098	89.5	48.619	26.090	108.1	1:48.807	10 -	34.000	89.1	48.360	26.107	108.9	1:48.467
5 -	33.912	89.8	48.288	25.919	106.7	1:48.119	11 -	33.829	89.0	48.735	26.040	108.2	1:48.604
6 -	33.953	88.5	48.546	25.916	109.3	1:48.415	12 -	34.068	87.7	48.312	26.101	107.0	1:48.481
17	Michael McINERNEY Golf MkV 2.0 Gti												
1 -	84.2	51.642	27.461	102.6	2:07.333	2 -	34.578	85.9	49.366	26.984	104.7	1:50.928	
21	Richard WALKER Golf MkV 2.0 Gti												
1 -	90.0	48.244	26.582	109.1	1:58.018	7 -	32.811	91.2	47.040	25.388	112.0	1:45.239	

Brands Hatch GP
Circuit Length = 2.3009 miles
Start: 13:08 End: 13:31

Weather / Track : Cloudy / Dry

Volkswagen Racing Cup

RACE 7 - ROUND 13 - SECTOR ANALYSIS

2 -	33.298	91.6	46.684	25.801	109.3	1:45.783	8 -	33.328	90.8	47.863	25.384	110.9	1:46.575
3 -	33.569	91.8	46.838	25.328	110.4	1:45.735	9 -	32.954	91.2	47.044	25.745	110.2	1:45.743
4 -	32.895	92.3	47.645	25.275	109.8	1:45.815	10 -	32.808	91.1	46.449	25.281	110.0	1:44.538
5 -	32.709	92.3	46.569	25.212	110.0	1:44.490	11 -	32.755	91.9	46.972	25.575	109.3	1:45.302
6 -	32.863	91.6	47.149	25.944	111.5	1:45.956	12 -	32.925	91.3	46.740	25.512	102.3	1:45.177
22	Daniel WALKER Golf MkV 2.0 Gti												
1 -	83.9	49.158	26.011	104.2	2:03.999	7 -	33.397	79.1	46.569	25.191	110.9	1:45.157	
2 -	33.859	90.2	47.112	25.268	110.7	1:46.239	8 -	33.228	89.5	46.720	25.940	108.8	1:45.888
3 -	32.840	90.4	46.825	25.541	110.0	1:45.206	9 -	33.369	89.6	48.545	25.838	102.5	1:47.752
4 -	32.942	90.2	46.238	25.065	104.0	1:44.245	10 -	33.587	89.1	47.186	25.708	109.7	1:46.481
5 -	33.016	90.4	46.049	25.739	111.1	1:44.804	11 -	33.077	90.9	47.496	27.577	107.9	1:48.150
6 -	32.717	89.6	46.289	25.244	108.6	1:44.250	12 -	32.992	90.2	48.022	25.445	108.6	1:46.459
27	Andrew SMITH Beetle Tdi												
1 -	84.0	52.056	26.263	108.8	2:08.763	7 -	33.899	86.7	50.042	26.057	105.0	1:49.998	
2 -	34.819	86.5	49.960	26.011	108.6	1:50.790	8 -	33.664	87.0	48.511	25.500	105.4	1:47.675
3 -	34.728	81.1	49.252	25.594	108.8	1:49.574	9 -	33.436	88.5	48.723	26.027	101.7	1:48.186
4 -	33.934	88.7	48.953	25.814	107.7	1:48.701	10 -	34.423	86.3	48.815	26.315	103.2	1:49.553
5 -	33.805	88.4	50.044	26.168	105.7	1:50.017	11 -	33.951	87.4	48.587	26.151	104.0	1:48.689
6 -	33.949	87.0	50.439	26.365	102.6	1:50.753	12 -	33.496	88.2	48.619	26.293	102.3	1:48.408
32	Kieran GRIFFIN Golf MkV 2.0 Gti												
33	Simon ELLIOTT Golf MkV 2.0 Gti												
36	Anna WALEWSKA Golf MkV 2.0 Gti												
1 -	84.3	48.879	26.759	112.2	1:58.547	7 -	33.509	86.8	47.261	25.303	110.6	1:46.073	
2 -	34.272	86.4	47.525	25.314	111.7	1:47.111	8 -	33.423	89.6	47.609	26.535	106.7	1:47.567
3 -	33.071	88.4	46.901	25.195	110.6	1:45.167	9 -	34.339	88.7	47.893	26.376	109.3	1:48.608
4 -	32.919	90.7	46.718	25.251	110.2	1:44.888	10 -	33.085	86.3	47.576	25.671	108.6	1:46.332
5 -	32.804	90.6	46.656	25.418	109.1	1:44.878	11 -	33.399	89.8	47.085	26.288	108.2	1:46.772
6 -	32.908	90.9	46.950	25.613	110.7	1:45.471	12 -	32.843	88.1	46.661	25.340	107.5	1:44.844
41	Didge DZIURZYNSKI Golf Mk4												
1 -	90.0	48.485	26.278	113.0	1:58.291	5 -	33.098	91.2	46.813	25.448	111.1	1:45.359	
2 -	33.553	91.1	46.524	25.368	111.7	1:45.445	6 -	33.209	90.8	47.945	25.826	113.4	1:46.980
3 -	33.262	89.6	46.392	25.072	111.8	1:44.726	7 -	33.727	90.3	46.984	25.222	112.8	1:45.933
4 -	33.070	90.3	46.579	25.134	112.4	1:44.783	8 -	33.794	90.3	47.187	25.577	110.6	1:46.558
44	Robin RILEY Golf Mk4 Tdi												
1 -	82.7	51.976	26.360	110.0	2:08.345	7 -	33.812	91.2	47.834	25.624	109.7	1:47.270	
2 -	34.767	84.7	49.856	26.185	110.4	1:50.808	8 -	33.218	90.6	48.181	25.883	108.9	1:47.282
3 -	36.269	81.1	49.304	25.935	110.4	1:51.508	9 -	33.119	91.9	49.050	25.965	108.9	1:48.134
4 -	33.815	90.3	48.907	25.877	111.1	1:48.599	10 -	33.356	91.1	49.479	25.980	108.8	1:48.815
5 -	33.498	86.1	49.658	26.085	110.7	1:49.241	11 -	34.643	87.5	48.611	25.790	106.4	1:49.044
6 -	34.445	88.7	49.676	26.081	106.7	1:50.202	12 -	33.767	90.0	47.919	25.967	94.3	1:47.653
45	Matt MANDERSON Golf Mk4 Tdi												
1 -	80.8	49.631	26.928	103.7	2:04.149	6 -	35.293	83.3	49.280	26.267	106.7	1:50.840	
2 -	38.558	87.7	49.125	26.781	105.8	1:54.464	7 -	33.926	89.0	49.034	26.082	107.5	1:49.042
3 -	35.088	86.1	48.988	26.230	107.4	1:50.306	8 -	34.119	87.6	48.643	25.983	107.9	1:48.745
4 -	34.865	87.4	49.777	26.795	105.5	1:51.437	9 -	33.667	88.9	48.769	26.602	104.0	1:49.038
5 -	34.566	87.4	49.257	25.928	106.9	1:49.751	10 -	41.591	67.9	1:00.480	ln		3:41.891 P
46	Nick DUNN Beetle 3.2 RSI												
1 -	87.2	50.169	26.960	110.9	2:03.441	7 -	34.085	91.7	49.187	25.917	111.3	1:49.189	
2 -	35.503	87.3	50.913	26.631	111.3	1:53.047	8 -	33.964	86.9	49.032	25.917	110.7	1:48.913
3 -	35.269	90.0	50.203	26.429	111.5	1:51.901	9 -	33.647	92.4	48.901	26.307	110.6	1:48.855
4 -	34.110	91.4	48.800	26.109	110.4	1:49.019	10 -	34.646	90.0	49.014	26.254	108.8	1:49.914
5 -	34.508	90.4	49.238	26.291	110.6	1:50.037	11 -	34.528	91.4	49.266	26.694	108.8	1:50.488
6 -	35.398	88.4	51.078	26.230	110.6	1:52.706	12 -	35.198	88.1	49.564	26.792	99.0	1:51.554

Brands Hatch GP
Circuit Length = 2.3009 miles
Start: 13:08 End: 13:31

Weather / Track : Cloudy / Dry

Volkswagen Racing Cup

RACE 7 - ROUND 13 - SECTOR ANALYSIS

49	Richard STYRIN				Golf MkV 2.0 Gti								
1 -	85.5	48.489	25.928	110.6	1:56.852	7 -	32.605	92.1	46.727	25.311	109.3	1:44.643	
2 -	33.286	90.7	46.919	25.246	110.6	1:45.451	8 -	32.799	91.3	47.244	25.674	104.7	1:45.717
3 -	32.807	91.3	46.437	25.304	<i>111.1</i>	1:44.548	9 -	32.928	90.8	47.331	25.529	107.9	1:45.788
4 -	33.061	91.6	46.231	25.197	<i>111.1</i>	1:44.489	10 -	32.886	91.2	46.902	25.229	108.4	1:45.017
5 -	32.825	91.6	46.270	25.291	110.9	1:44.386	11 -	32.832	91.8	46.760	25.452	109.3	1:45.044
6 -	32.599	92.4	47.274	25.704	109.1	1:45.577	12 -	32.763	91.7	46.725	25.372	110.2	1:44.860
53	Steve CHAPLIN				Beetle 3.2 Rsi								
1 -	91.6	49.359	26.371	<i>112.0</i>	1:59.057	7 -	32.445	91.2	47.930	25.314	111.5	1:45.689	
2 -	33.811	89.8	47.116	25.149	110.2	1:46.076	8 -	33.418	91.3	47.212	25.163	110.9	1:45.793
3 -	33.153	90.0	46.611	25.074	111.3	1:44.838	9 -	33.105	91.7	47.140	25.250	109.8	1:45.495
4 -	32.620	92.6	47.258	25.063	110.4	1:44.941	10 -	32.451	91.2	46.448	25.316	109.5	1:44.215
5 -	32.388	91.6	46.462	25.101	111.7	1:43.951	11 -	32.585	91.2	46.812	25.283	109.1	1:44.680
6 -	33.059	91.3	47.656	25.478	109.5	1:46.193	12 -	32.530	90.9	46.458	25.165	105.4	1:44.153
66	Liam GRIFFIN				Scirocco 2.0 GT								
1 -	86.6	46.712	25.456	110.4	1:53.026	7 -	32.875	88.2	46.431	25.291	111.1	1:44.597	
2 -	33.219	87.0	46.503	25.438	<i>111.5</i>	1:45.160	8 -	32.678	87.8	46.196	25.479	108.9	1:44.353
3 -	32.859	87.6	46.684	25.355	111.1	1:44.898	9 -	33.071	88.1	47.260	25.598	110.9	1:45.929
4 -	32.501	87.8	46.484	25.366	110.6	1:44.351	10 -	33.042	88.2	47.604	25.949	110.2	1:46.595
5 -	32.807	88.0	46.510	25.258	110.9	1:44.575	11 -	33.097	88.1	47.194	25.778	110.6	1:46.069
6 -	32.736	87.7	46.145	25.314	110.7	1:44.195	12 -	32.780	87.5	46.784	25.710	110.6	1:45.274
69	James WALKER				Golf MkV 2.0 Gti								
1 -	88.2	49.042	26.003	108.9	1:58.805	4 -	33.268	84.9	51.275	25.473	107.0	1:50.016	
2 -	33.716	86.6	46.241	25.307	108.6	1:45.264	5 -	33.075	86.6	46.691	25.781	90.7	1:45.547
3 -	32.979	89.2	46.737	25.028	108.8	1:44.744							
147	Ronnie O'SULLIVAN				Jetta 2.0 Fsi								
1 -	79.3	51.666	26.396	112.2	2:09.973	7 -	34.177	90.2	49.060	25.992	111.5	1:49.229	
2 -	34.871	88.2	49.287	25.941	113.4	1:50.099	8 -	33.753	88.5	48.092	25.750	111.8	1:47.595
3 -	34.570	79.1	49.445	25.876	112.6	1:49.891	9 -	33.494	90.9	47.793	25.306	113.0	1:46.593
4 -	34.003	88.8	48.972	25.667	113.2	1:48.642	10 -	33.297	89.6	49.078	25.659	109.1	1:48.034
5 -	33.826	90.4	49.589	25.951	112.4	1:49.366	11 -	33.967	89.7	47.464	25.559	111.1	1:46.990
6 -	34.092	87.6	51.200	25.636	103.7	1:50.928	12 -	33.474	89.2	48.329	25.722	108.1	1:47.525

Volkswagen Racing Cup

RACE 7 - ROUND 13 - BEST SECTOR TIMES

SECTOR 1			SECTOR 2			SECTOR 3			IDEAL / BEST COMPARISON						
POS	NO	NAME	TIME	NO	NAME	TIME	NO	NAME	TIME	POS	NO	NAME	IDEAL	BEST	DIFF
1	53	CHAPLIN	32.388	22	WALKER	46.049	69	WALKER	25.028	1	10	CULLEY	1:43.780	1:44.017	0.237
2	66	GRIFFIN	32.501	66	GRIFFIN	46.145	53	CHAPLIN	25.063	2	22	WALKER	1:43.831	1:44.245	0.414
3	10	CULLEY	32.528	10	CULLEY	46.181	22	WALKER	25.065	3	53	CHAPLIN	1:43.899	1:43.951	0.052
4	49	STYRIN	32.599	49	STYRIN	46.231	10	CULLEY	25.071	4	66	GRIFFIN	1:43.904	1:44.195	0.291
5	2	BLUMSON	32.643	69	WALKER	46.241	41	DZIURZYNSKI	25.072	5	49	STYRIN	1:44.027	1:44.386	0.359
6	1	FULBROOK	32.646	41	DZIURZYNSKI	46.392	2	BLUMSON	25.155	6	69	WALKER	1:44.248	1:44.744	0.496
7	21	WALKER	32.709	1	FULBROOK	46.427	8	MASON	25.171	7	1	FULBROOK	1:44.320	1:44.586	0.266
8	22	WALKER	32.717	53	CHAPLIN	46.448	36	WALEWSKA	25.195	8	21	WALKER	1:44.370	1:44.490	0.120
9	36	WALEWSKA	32.804	21	WALKER	46.449	49	STYRIN	25.197	9	2	BLUMSON	1:44.377	1:44.465	0.088
10	69	WALKER	32.979	2	BLUMSON	46.579	21	WALKER	25.212	10	41	DZIURZYNSKI	1:44.534	1:44.726	0.192
11	8	MASON	32.992	36	WALEWSKA	46.656	1	FULBROOK	25.247	11	36	WALEWSKA	1:44.655	1:44.844	0.189
12	41	DZIURZYNSKI	33.070	8	MASON	46.678	66	GRIFFIN	25.258	12	8	MASON	1:44.841	1:45.046	0.205
13	44	RILEY	33.119	9	WYHINNY	47.143	147	O'SULLIVAN	25.306	13	9	WYHINNY	1:46.052	1:46.266	0.214
14	9	WYHINNY	33.178	147	O'SULLIVAN	47.464	27	SMITH	25.500	14	147	O'SULLIVAN	1:46.067	1:46.593	0.526
15	147	O'SULLIVAN	33.297	44	RILEY	47.834	44	RILEY	25.624	15	44	RILEY	1:46.577	1:47.270	0.693
16	27	SMITH	33.436	12	HARBERMAN	48.063	9	WYHINNY	25.731	16	27	SMITH	1:47.447	1:47.675	0.228
17	7	SNAYLAM	33.644	7	SNAYLAM	48.159	7	SNAYLAM	25.779	17	7	SNAYLAM	1:47.582	1:47.861	0.279
18	46	DUNN	33.647	27	SMITH	48.511	12	HARBERMAN	25.916	18	12	HARBERMAN	1:47.682	1:48.119	0.437
19	45	MANDERSON	33.667	45	MANDERSON	48.643	46	DUNN	25.917	19	45	MANDERSON	1:48.238	1:48.745	0.507
20	12	HARBERMAN	33.703	46	DUNN	48.800	45	MANDERSON	25.928	20	46	DUNN	1:48.364	1:48.855	0.491
21	17	McINERNEY	34.578	3	TAYLOR	49.037	17	McINERNEY	26.984	21	17	McINERNEY	1:50.928	1:50.928	0.000
22	3	TAYLOR	36.937	17	McINERNEY	49.366	3	TAYLOR	1:59.804	22	3	TAYLOR	3:25.778		
23															
24															
25															

Perfect Lap	1:43.465
-------------	----------

Volkswagen Racing Cup

RACE 7 - ROUND 13 - SPEED TRAPS

SECTOR 1				SECTOR 2			FINISH LINE			
POS	NO	NAME	MPH	NO	NAME	MPH	NO	NAME	MPH	
1	1	Joe FULBROOK	92.9				1	Joe FULBROOK	115.3	
2	10	Martyn CULLEY	92.6				41	Didge DZIURZYNSKI	113.4	
3	53	Steve CHAPLIN	92.6				147	Ronnie O'SULLIVAN	113.4	
4	46	Nick DUNN	92.4				8	Aaron MASON	113.2	
5	49	Richard STYRIN	92.4				10	Martyn CULLEY	112.2	
6	21	Richard WALKER	92.3				36	Anna WALEWSKA	112.2	
7	44	Robin RILEY	91.9				9	Peter WYHINNY	112.0	
8	8	Aaron MASON	91.7				21	Richard WALKER	112.0	
9	41	Didge DZIURZYNSKI	91.2				53	Steve CHAPLIN	112.0	
10	22	Daniel WALKER	90.9				7	Timothy SNAYLAM	111.8	
11	36	Anna WALEWSKA	90.9				46	Nick DUNN	111.5	
12	147	Ronnie O'SULLIVAN	90.9				66	Liam GRIFFIN	111.5	
13	2	Darren BLUMSON	90.7				22	Daniel WALKER	111.1	
14	12	Tony HARBERMAN	90.1				44	Robin RILEY	111.1	
15	9	Peter WYHINNY	89.4				49	Richard STYRIN	111.1	
16	69	James WALKER	89.2				12	Tony HARBERMAN	110.6	
17	45	Matt MANDERSON	89.0				2	Darren BLUMSON	110.4	
18	27	Andrew SMITH	88.7				69	James WALKER	108.9	
19	3	Paul TAYLOR	88.5				27	Andrew SMITH	108.8	
20	66	Liam GRIFFIN	88.2				45	Matt MANDERSON	107.9	
21	7	Timothy SNAYLAM	87.4				17	Michael McINERNEY	104.7	
22	17	Michael McINERNEY	85.9				3	Paul TAYLOR	51.2	
23										
24										
25										

Weather / Track : Cloudy / Dry

www.tsl-timing.com

Brands Hatch GP
 Circuit Length = 2.3009 miles
 Start: 13:08 End: 13:31

Printed - 13.34 Sunday, 20 September 2009

Volkswagen Racing Cup

RACE 7 - ROUND 13 - POSITION CHART


No	Name	Laps Pos	Laps														
			1	2	3	4	5	6	7	8	9	10	11	12			
66	Liam GRIFFIN	1	66	66	66	66	66	66	66	66	66	66	66	66	66	66	66
2	Darren BLUMSON	2	2	2	2	2	2	49	49	49	49	49	49	49	49	49	49
49	Richard STYRIN	3	49	49	49	49	49	2	2	2	53	53	53	53	53	53	53
1	Joe FULBROOK	4	1	1	1	1	1	1	1	53	2	21	21	21	21	21	21
21	Richard WALKER	5	21	41	41	41	41	53	53	21	21	2	1	1	1	1	1
41	Didge DZIURZYNSKI	6	41	21	69	53	53	41	21	41	1	1	2	2	2	2	2
36	Anna WALEWSKA	7	36	69	21	21	21	21	41	1	8	8	36	36	36	36	36
69	James WALKER	8	69	53	53	36	36	36	36	36	22	22	22	10	10	10	10
53	Steve CHAPLIN	9	53	36	36	8	8	22	22	22	36	10	10	22	22	22	22
8	Aaron MASON	10	8	8	8	69	69	8	8	8	10	36	8	7	7	7	7
9	Peter WYHINNY	11	9	9	22	22	22	10	10	10	7	7	7	8	8	8	8
7	Timothy SNAYLAM	12	7	22	10	10	10	7	7	7	12	12	12	12	12	12	12
46	Nick DUNN	13	46	7	7	7	7	12	12	12	44	44	147	147	147	147	147
22	Daniel WALKER	14	22	10	12	12	12	27	44	44	147	147	44	44	44	44	44
45	Matt MANDERSON	15	45	46	46	46	46	44	147	147	27	27	27	27	27	27	27
12	Tony HARBERMAN	16	12	12	45	27	27	147	27	27	46	46	46	46	46	46	46
10	Martyn CULLEY	17	10	17	27	147	147	46	46	46	45	45	45	45	45	45	45
17	Michael McINERNEY	18	17	45	147	44	44	45	45	45	45	45	45	45	45	45	45
44	Robin RILEY	19	44	44	44	45	45	45	45	45	45	45	45	45	45	45	45
27	Andrew SMITH	20	27	27	27	27	27	27	27	27	27	27	27	27	27	27	27
147	Ronnie O'SULLIVAN	21	147	147	147	147	147	147	147	147	147	147	147	147	147	147	147
3	Paul TAYLOR	22	3	3	3	3	3	3	3	3	3	3	3	3	3	3	3

Brands Hatch GP
 Circuit Length = 2.3009 miles
 Start: 13:08 End: 13:31

Weather / Track : Cloudy / Dry

Volkswagen Racing Cup

RACE 12 - ROUND 14 - GRID

ROW 13	33 Simon ELLIOTT	15 Michael NEUHOFF
ROW 12	11 Barry CULLEY	32 Kieran GRIFFIN
ROW 11	17 Michael McINERNEY	3 Paul TAYLOR
ROW 10	69 James WALKER	9 Peter WYHINNY
ROW 9	45 Matt MANDERSON	41 Didge DZIURZYNSKI
ROW 8	27 Andrew SMITH	46 Nick DUNN
ROW 7	147 Ronnie O'SULLIVAN	44 Robin RILEY
ROW 6	8 Aaron MASON	12 Tony HARBEMAN
ROW 5	22 Daniel WALKER	7 Timothy SNAYLAM
ROW 4	36 Anna WALEWSKA	10 Martyn CULLEY
ROW 3	49 Richard STYRIN	66 Liam GRIFFIN
ROW 2	21 Richard WALKER	53 Steve CHAPLIN
ROW 1	2 Darren BLUMSON	1 Joe FULBROOK
Pole		
		

Brands Hatch GP
Circuit Length = 2.3009 miles

These results are provisional until the conclusion of any judicial and technical matters.

Clerk of Course :		Timekeeper :

Volkswagen Racing Cup

RACE 12 - ROUND 14 - CLASSIFICATION

POS	NO	CL	NAME	ENTRY	LAPS	TIME	GAP	DIFF	MPH	BEST	ON
1	2		Darren BLUMSON	Beetle 3.2 Rsi	12	21:01.605			78.78	1:43.839	9
2	21		Richard WALKER	Golf MkV 2.0 Gti	12	21:02.330	0.725	0.725	78.74	1:44.248	5
3	49		Richard STYRIN	Golf MkV 2.0 Gti	12	21:10.739	9.134	8.409	78.22	1:43.593	11
4	8		Aaron MASON	Golf MkV 2.0 Gti	12	21:10.781	9.176	0.042	78.21	1:44.261	4
5	53		Steve CHAPLIN	Beetle 3.2 Rsi	12	21:12.936	11.331	2.155	78.08	1:43.808	10
6	22		Daniel WALKER	Golf MkV 2.0 Gti	12	21:21.021	19.416	8.085	77.59	1:43.981	6
7	36		Anna WALEWSKA	Golf MkV 2.0 Gti	12	21:28.691	27.086	7.670	77.13	1:45.125	12
8	32		Kieran GRIFFIN	Golf MkV 2.0 Gti	12	21:38.416	36.811	9.725	76.55	1:45.276	8
9	1		Joe FULBROOK	Bora 1.8T	12	21:52.885	51.280	14.469	75.70	1:47.395	4
10	7		Timothy SNAYLAM	Golf MkV R32	12	21:53.281	51.676	0.396	75.68	1:47.740	8
11	44		Robin RILEY	Beetle 3.2 RSi	12	22:12.200	1:10.595	18.919	74.61	1:47.472	10
12	46		Nick DUNN	Beetle 3.2 RSi	12	22:18.715	1:17.110	6.515	74.24	1:48.795	8
13	33		Simon ELLIOTT	Golf MkV 2.0 Gti	12	22:28.793	1:27.188	10.078	73.69	1:49.085	8
14	66		Liam GRIFFIN	Scirocco 2.0 GT	12	22:46.174	1:44.569	17.381	72.75	1:44.550	4

NOT CLASSIFIED

<i>DNF</i>	147		Ronnie O'SULLIVAN	Jetta 2.0 Fsi	10	18:33.319	2 laps	2 laps	74.40	1:48.176	6
<i>DNF</i>	10		Martyn CULLEY	Beetle 3.2 Rsi	9	16:29.937	3 laps	1 lap	75.30	1:44.879	6
<i>DNF</i>	9		Peter WYHINNY	Caddy Sportline	9	16:35.043	3 laps	2.818	74.91	1:44.699	8
<i>DNF</i>	69		James WALKER	Golf MkV 2.0 Gti	9	16:52.080	3 laps	8:15.381	73.65	1:45.057	5
<i>DNF</i>	27		Andrew SMITH	Beetle Tdi	3	4:57.896	9 laps	6 laps	83.41	1:51.820	2
<i>DNC</i>	17		Michael McINERNEY	Golf MkV 2.0 Gti	1	25:01.739	11 laps	2 laps	5.51		
<i>DNF</i>	11		Barry CULLEY	Vento VR6	0						
<i>DNF</i>	12		Tony HARBERMAN	Golf MK3 VR6	0						

FASTEST LAP

49	Richard STYRIN	Golf MkV 2.0 Gti	11	1:43.593	79.95 mph	128.68 kph
-----------	-----------------------	------------------	-----------	-----------------	------------------	-------------------

Car 53 - 10 Second penalty for a false start
 Car 22 - 10 Second penalty for not respecting the track limits
 Weather / Track : Cloudy / Dry

Brands Hatch GP
 Circuit Length = 2.3009 miles
 Start: 17:46 End: 00:00

These results are provisional until the conclusion of any judicial and technical matters.

Clerk of Course :	Timekeeper :
-------------------	--------------

Volkswagen Racing Cup

RACE 12 - ROUND 14 - LAP CHART

Lap 1			Lap 2			Lap 3			Lap 4			Lap 5		
No	Behind	Laptime	No	Behind	Laptime	No	Behind	Laptime	No	Behind	Laptime	No	Behind	Laptime
2		1:51.374	2		1:44.973	2		1:44.779	2		1:44.289	2		1:44.616
21	0.524	1:51.898	21	0.577	1:45.026	21	0.697	1:44.899	21	0.767	1:44.359	21	0.399	1:44.248
53	4.500	1:55.874	53	4.892	1:45.365	53	5.059	1:44.946	53	5.335	1:44.565	53	5.064	1:44.345
1	4.507	1:55.881	66	5.049	1:45.405	66	5.198	1:44.928	66	5.459	1:44.550	8	7.142	1:45.611
66	4.617	1:55.991	8	5.801	1:45.212	8	6.175	1:45.153	8	6.147	1:44.261	49	9.408	1:44.918
8	5.562	1:56.936	1	7.840	1:48.306	49	8.699	1:45.282	49	9.106	1:44.696	22	9.618	1:44.732
49	5.804	1:57.178	49	8.196	1:47.365	22	9.036	1:44.931	22	9.502	1:44.755	66	12.508	1:51.665
36	5.978	1:57.352	36	8.821	1:47.816	1	11.511	1:48.450	1	14.617	1:47.395	10	15.904	1:45.463
10	6.211	1:57.585	22	8.884	1:47.463	36	11.671	1:47.629	36	14.703	1:47.321	1	17.665	1:47.664
22	6.394	1:57.768	10	9.157	1:47.919	10	11.979	1:47.601	10	15.057	1:47.367	9	17.709	1:47.034
7	7.665	1:59.039	9	10.439	1:47.437	9	12.365	1:46.705	9	15.291	1:47.215	36	17.902	1:47.815
9	7.975	1:59.349	7	12.043	1:49.351	7	15.321	1:48.057	7	19.003	1:47.971	32	22.713	1:46.430
46	10.213	2:01.587	32	16.397	1:49.790	32	18.822	1:47.204	32	20.899	1:46.366	7	23.954	1:49.567
17	11.483	2:02.857	46	16.831	1:51.591	69	25.204	1:46.450	69	26.146	1:45.231	69	26.587	1:45.057
32	11.580	2:02.954	147	16.959	1:50.037	46	27.849	1:55.797	46	34.037	1:50.477	147	38.863	1:48.747
147	11.895	2:03.269	27	19.082	1:51.820	44	28.398	1:50.897	44	34.547	1:50.438	46	40.651	1:51.230
27	12.235	2:03.609	44	22.280	1:51.291	147	28.580	1:56.400	147	34.732	1:50.441	44	41.163	1:51.232
44	15.962	2:07.336	69	23.533	1:45.992	33	34.004	1:52.707	33	40.685	1:50.970	33	46.740	1:50.671
33	17.327	2:08.701	33	26.076	1:53.722							27	2 LAPS	5:44.068 P
69	22.514	2:13.888												

Car 53 - 10 Second penalty for a false start
 Car 22 - 10 Second penalty for not respecting the track limits
 Weather / Track : Cloudy / Dry

Brands Hatch GP
 Circuit Length = 2.3009 miles
 Start: 17:46 End: 00:00

Volkswagen Racing Cup

RACE 12 - ROUND 14 - LAP CHART

Lap 6			Lap 7			Lap 8			Lap 9			Lap 10		
No	Behind	Laptime	No	Behind	Laptime	No	Behind	Laptime	No	Behind	Laptime	No	Behind	Laptime
2		1:44.959	2		1:44.592	2		1:44.325	2		1:43.839	2		1:44.416
21	0.505	1:45.065	21	0.283	1:44.370	21	0.402	1:44.444	21	0.871	1:44.308	21	0.933	1:44.478
53	4.084	1:43.979	53	3.563	1:44.071	53	3.192	1:43.954	53	3.205	1:43.852	53	2.597	1:43.808
8	6.992	1:44.809	8	7.063	1:44.663	8	7.067	1:44.329	8	8.384	1:45.156	8	8.785	1:44.817
49	8.153	1:43.704	49	7.455	1:43.894	49	7.265	1:44.135	49	8.890	1:45.464	22	9.687	1:45.162
22	8.640	1:43.981	22	8.453	1:44.405	22	8.403	1:44.275	22	8.941	1:44.377	49	10.048	1:45.574
10	15.824	1:44.879	10	18.996	1:47.764	36	23.634	1:45.966	36	25.150	1:45.355	36	26.233	1:45.499
36	21.196	1:48.253	36	21.993	1:45.389	10	24.984	1:50.313	32	29.816	1:46.261	32	32.203	1:46.803
66	22.777	1:55.228	9	26.184	1:46.349	9	26.558	1:44.699	1	38.051	1:47.807	1	41.774	1:48.139
9	24.427	1:51.677	32	26.443	1:45.903	32	27.394	1:45.276	7	38.419	1:47.804	7	42.151	1:48.148
32	25.132	1:47.378	1	30.666	1:48.704	1	34.083	1:47.742	147	56.181	1:49.818	147	1:01.157	1:49.392
1	26.554	1:53.848	7	31.039	1:48.736	7	34.454	1:47.740	44	59.530	1:49.802	44	1:02.586	1:47.472
7	26.895	1:47.900	69	34.723	1:45.568	69	36.584	1:46.186	66	1:00.201	1:58.784	46	1:06.386	1:49.311
69	33.747	1:52.119	66	34.925	1:56.740	66	45.256	1:54.656	46	1:01.491	1:49.017	66	1:13.360	1:57.575
147	42.080	1:48.176	147	45.901	1:48.413	147	50.202	1:48.626	10	1:08.804	2:27.659 P	33	1:14.329	1:49.852
44	45.944	1:49.740	44	49.444	1:48.092	44	53.567	1:48.448	33	1:08.893	1:50.075			
46	46.670	1:50.978	46	51.843	1:49.765	46	56.313	1:48.795	9	1:11.622	2:28.903 P			
33	52.069	1:50.288	33	57.897	1:50.420	33	1:02.657	1:49.085						

Car 53 - 10 Second penalty for a false start
 Car 22 - 10 Second penalty for not respecting the track limits
 Weather / Track : Cloudy / Dry

Brands Hatch GP
 Circuit Length = 2.3009 miles
 Start: 17:46 End: 00:00

Volkswagen Racing Cup

RACE 12 - ROUND 14 - LAP CHART

Lap 11			Lap 12		
No	Behind	Laptime	No	Behind	Laptime
2		1:44.560	2		1:44.883
21	1.033	1:44.660	21	0.725	1:44.575
53	2.053	1:44.016	53	1.331	1:44.161
8	8.667	1:44.442	49	9.134	1:44.936
49	9.081	1:43.593	8	9.176	1:45.392
22	9.609	1:44.482	22	9.416	1:44.690
36	26.844	1:45.171	36	27.086	1:45.125
32	34.443	1:46.800	32	36.811	1:47.251
1	46.143	1:48.929	1	51.280	1:50.020
7	46.725	1:49.134	7	51.676	1:49.834
44	1:05.500	1:47.474	44	1:10.595	1:49.978
46	1:12.005	1:50.179	46	1:17.110	1:49.988
33	1:20.756	1:50.987	33	1:27.188	1:51.315
66	1:28.103	1:59.303	66	1:44.569	2:01.349

Car 53 - 10 Second penalty for a false start
Car 22 - 10 Second penalty for not respecting the track limits
Weather / Track : Cloudy / Dry

Brands Hatch GP
Circuit Length = 2.3009 miles
Start: 17:46 End: 00:00

Volkswagen Racing Cup

RACE 12 - ROUND 14 - SECTOR ANALYSIS

1	Joe FULBROOK Bora 1.8T												
1 -	85.7	48.473	26.151	107.5	1:55.881	7 -	33.817	85.5	48.718	26.169	110.0	1:48.704	
2 -	35.197	87.7	47.406	25.703	112.2	1:48.306	8 -	33.714	86.4	47.926	26.102	109.7	1:47.742
3 -	34.097	89.7	48.337	26.016	111.7	1:48.450	9 -	33.615	89.1	48.002	26.190	109.8	1:47.807
4 -	33.733	88.7	47.694	25.968	111.3	1:47.395	10 -	33.645	88.3	48.169	26.325	109.7	1:48.139
5 -	33.684	86.4	47.854	26.126	109.5	1:47.664	11 -	33.831	88.5	48.607	26.491	108.8	1:48.929
6 -	38.443	88.0	49.262	26.143	110.6	1:53.848	12 -	34.036	88.3	49.009	26.975	104.7	1:50.020
2	Darren BLUMSON Beetle 3.2 Rsi												
1 -	83.5	46.883	24.874	110.9	1:51.374	7 -	33.001	91.6	46.483	25.108	110.9	1:44.592	
2 -	33.097	90.6	46.742	25.134	111.3	1:44.973	8 -	32.695	91.3	46.619	25.011	111.8	1:44.325
3 -	32.990	90.6	46.636	25.153	110.6	1:44.779	9 -	32.558	91.8	46.406	24.875	111.8	1:43.839
4 -	32.683	90.2	46.566	25.040	110.6	1:44.289	10 -	32.975	91.7	46.399	25.042	111.1	1:44.416
5 -	33.009	90.6	46.655	24.952	111.1	1:44.616	11 -	32.991	91.8	46.526	25.043	110.6	1:44.560
6 -	33.089	90.2	46.789	25.081	111.8	1:44.959	12 -	33.069	90.9	46.470	25.344	108.9	1:44.883
7	Timothy SNAYLAM Golf MkV R32												
1 -	85.3	49.725	25.932		1:59.039	7 -	34.009	86.6	48.962	25.765		1:48.736	
2 -	34.319	86.9	49.226	25.806		1:49.351	8 -	34.031	86.1	47.953	25.756		1:47.740
3 -	33.802	86.4	48.030	26.225	110.2	1:48.057	9 -	33.986	85.8	47.947	25.871	108.2	1:47.804
4 -	33.819	87.3	48.329	25.823	108.8	1:47.971	10 -	33.879	85.6	47.976	26.293		1:48.148
5 -	33.947	87.3	49.770	25.850	110.2	1:49.567	11 -	34.094	86.4	48.475	26.565		1:49.134
6 -	33.692	86.6	48.549	25.659		1:47.900	12 -	34.198	85.4	48.692	26.944	106.2	1:49.834
8	Aaron MASON Golf MkV 2.0 Gti												
1 -	90.0	48.492	26.061	110.9	1:56.936	7 -	32.821	90.8	46.727	25.115	111.1	1:44.663	
2 -	32.987	91.2	47.007	25.218	112.0	1:45.212	8 -	32.665	90.7	46.577	25.087	111.1	1:44.329
3 -	32.991	91.4	46.865	25.297	111.1	1:45.153	9 -	33.008	90.1	47.056	25.092	110.4	1:45.156
4 -	32.766	91.3	46.346	25.149	112.2	1:44.261	10 -	32.832	90.9	46.710	25.275	110.2	1:44.817
5 -	32.762	90.4	47.604	25.245	111.7	1:45.611	11 -	32.710	91.1	46.650	25.082	110.9	1:44.442
6 -	33.156	91.2	46.570	25.083	111.3	1:44.809	12 -	32.665	90.8	47.078	25.649	109.8	1:45.392
9	Peter WYHINNY Caddy Sportline												
1 -	86.9	48.984	25.553	110.7	1:59.349	6 -	38.661	88.2	47.753	25.263	110.0	1:51.677	
2 -	34.279	88.5	47.951	25.207	110.9	1:47.437	7 -	33.849	89.0	47.120	25.380	109.3	1:46.349
3 -	33.112	89.8	47.645	25.948	112.0	1:46.705	8 -	32.865	90.0	46.535	25.299	109.7	1:44.699
4 -	33.614	88.4	47.867	25.734	110.9	1:47.215	9 -	32.992	88.9	1:02.956	ln		2:28.903 P
5 -	33.406	89.7	47.744	25.884	109.5	1:47.034							
10	Martyn CULLEY Beetle 3.2 Rsi												
1 -	82.1	50.052	25.664	113.4	1:57.585	6 -	32.773	91.1	47.054	25.052	111.8	1:44.879	
2 -	35.089	89.7	47.344	25.486	113.2	1:47.919	7 -	32.638	92.1	49.473	25.653	108.4	1:47.764
3 -	33.780	91.8	47.931	25.890	113.4	1:47.601	8 -	34.167	90.3	49.026	27.120	105.5	1:50.313
4 -	34.219	85.3	47.451	25.697	112.6	1:47.367	9 -	37.973	76.3	54.911	ln		2:27.659 P
5 -	33.301	90.3	46.958	25.204	111.7	1:45.463							
11	Barry CULLEY Vento VR6												
12	Tony HARBERMAN Golf MK3 VR6												
17	Michael McINERNEY Golf MkV 2.0 Gti												
1 -	84.9	50.917	26.534	107.7	2:02.857								
21	Richard WALKER Golf MkV 2.0 Gti												
1 -	90.7	47.109	25.140	110.2	1:51.898	7 -	32.790	91.2	46.508	25.072	110.7	1:44.370	
2 -	33.101	90.4	46.607	25.318	110.2	1:45.026	8 -	32.747	90.8	46.632	25.065	110.4	1:44.444
3 -	33.010	90.3	46.685	25.204	110.2	1:44.899	9 -	32.594	90.4	46.658	25.056	109.5	1:44.308
4 -	32.841	91.3	46.445	25.073	110.0	1:44.359	10 -	32.676	91.3	46.475	25.327	110.4	1:44.478
5 -	32.794	90.6	46.384	25.070	110.9	1:44.248	11 -	32.827	91.4	46.542	25.291	109.1	1:44.660
6 -	32.923	90.6	46.744	25.398	110.0	1:45.065	12 -	32.670	91.6	46.706	25.199	108.6	1:44.575

Car 53 - 10 Second penalty for a false start
 Car 22 - 10 Second penalty for not respecting the track limits
 Weather / Track : Cloudy / Dry

Brands Hatch GP
 Circuit Length = 2.3009 miles
 Start: 17:46 End: 00:00

Volkswagen Racing Cup

RACE 12 - ROUND 14 - SECTOR ANALYSIS

22	Daniel WALKER										Golf MkV 2.0 Gti									
1 -	86.9	48.140	25.316	113.4	1:57.768	7 -	33.046	90.7	46.342	25.017	112.0	1:44.405								
2 -	34.461	90.6	47.258	25.744	111.8	1:47.463	8 -	33.015	90.7	46.191	25.069	111.5	1:44.275							
3 -	33.207	89.6	46.572	25.152	112.8	1:44.931	9 -	32.867	90.9	46.529	24.981	111.3	1:44.377							
4 -	33.162	90.3	46.158	25.435	112.6	1:44.755	10 -	33.563	89.6	46.272	25.327	108.2	1:45.162							
5 -	33.074	90.3	46.360	25.298	113.7	1:44.732	11 -	33.283	91.4	46.353	24.846	111.3	1:44.482							
6 -	33.130	90.9	45.739	25.112	111.8	1:43.981	12 -	32.927	91.3	46.592	25.171	111.7	1:44.690							
27	Andrew SMITH										Beetle Tdi									
1 -	77.7	50.096	26.316	108.9	2:03.609	3 -	38.309	50.2	ln	ln			5:44.068 P							
2 -	35.554	87.6	49.308	26.958	102.6	1:51.820														
32	Kieran GRIFFIN										Golf MkV 2.0 Gti									
1 -	85.7	49.928	26.244	110.7	2:02.954	7 -	33.342	88.7	47.457	25.104	112.4	1:45.903								
2 -	35.186	89.4	48.286	26.318	109.5	1:49.790	8 -	33.305	89.0	46.897	25.074	112.0	1:45.276							
3 -	33.927	88.0	47.917	25.360	111.5	1:47.204	9 -	33.217	89.7	47.736	25.308	111.1	1:46.261							
4 -	33.374	88.3	47.690	25.302	111.8	1:46.366	10 -	33.295	89.6	47.972	25.536	110.7	1:46.803							
5 -	33.520	89.4	47.613	25.297	111.1	1:46.430	11 -	33.736	88.5	47.651	25.413	110.7	1:46.800							
6 -	33.697	88.3	48.555	25.126	112.4	1:47.378	12 -	33.711	88.9	47.474	26.066	100.8	1:47.251							
33	Simon ELLIOTT										Golf MkV 2.0 Gti									
1 -	80.5	53.481	27.166	107.0	2:08.701	7 -	34.858	84.0	49.099	26.463	106.2	1:50.420								
2 -	35.228	84.8	50.575	27.919	106.4	1:53.722	8 -	33.850	85.8	48.501	26.734	104.5	1:49.085							
3 -	34.637	84.2	50.741	27.329	106.9	1:52.707	9 -	33.995	84.7	49.172	26.908	104.4	1:50.075							
4 -	34.240	84.1	50.032	26.698	106.7	1:50.970	10 -	34.075	83.5	48.820	26.957	105.7	1:49.852							
5 -	33.955	85.8	49.629	27.087	105.7	1:50.671	11 -	34.251	84.4	49.434	27.302	104.2	1:50.987							
6 -	34.221	85.4	49.331	26.736	107.0	1:50.288	12 -	34.420	86.0	49.638	27.257	103.1	1:51.315							
36	Anna WALEWSKA										Golf MkV 2.0 Gti									
1 -	88.7	47.735	26.150	109.8	1:57.352	7 -	32.962	89.5	46.998	25.429	109.1	1:45.389								
2 -	34.307	89.2	47.609	25.900	108.2	1:47.816	8 -	33.119	89.7	46.983	25.864	109.3	1:45.966							
3 -	33.712	89.5	48.078	25.839	110.6	1:47.629	9 -	33.041	89.8	46.887	25.427	108.9	1:45.355							
4 -	33.969	88.5	47.641	25.711	110.6	1:47.321	10 -	33.272	90.0	46.871	25.356	108.6	1:45.499							
5 -	34.340	90.2	47.953	25.522	109.7	1:47.815	11 -	33.048	90.4	46.823	25.300	108.9	1:45.171							
6 -	35.469	90.1	47.165	25.619	111.3	1:48.253	12 -	33.121	88.7	46.516	25.488	102.6	1:45.125							
44	Robin RILEY										Beetle 3.2 RSi									
1 -	74.0	53.361	26.959	108.6	2:07.336	7 -	33.374	90.9	48.861	25.857	109.1	1:48.092								
2 -	34.839	87.8	49.954	26.498	108.8	1:51.291	8 -	33.375	90.8	48.846	26.227	108.4	1:48.448							
3 -	34.484	81.0	49.909	26.504	109.7	1:50.897	9 -	33.162	90.9	49.293	27.347	107.2	1:49.802							
4 -	34.845	90.6	49.546	26.047	109.1	1:50.438	10 -	33.327	90.9	48.469	25.676	108.9	1:47.472							
5 -	35.237	88.7	49.842	26.153	110.0	1:51.232	11 -	33.506	89.8	47.963	26.005	107.7	1:47.474							
6 -	34.180	90.1	49.495	26.065	108.9	1:49.740	12 -	33.754	90.1	49.783	26.441	108.4	1:49.978							
46	Nick DUNN										Beetle 3.2 RSi									
1 -	87.2	51.480	26.465	112.0	2:01.587	7 -	34.748	87.8	48.887	26.130	111.1	1:49.765								
2 -	35.018	90.8	49.430	27.143	108.9	1:51.591	8 -	34.164	92.2	48.439	26.192	110.7	1:48.795							
3 -	38.570	77.6	50.743	26.484	110.4	1:55.797	9 -	34.077	91.9	48.729	26.211	110.7	1:49.017							
4 -	34.815	90.9	49.465	26.197	110.2	1:50.477	10 -	34.357	91.4	48.823	26.131	110.4	1:49.311							
5 -	34.771	90.0	50.256	26.203	110.9	1:51.230	11 -	34.748	88.3	48.943	26.488	109.3	1:50.179							
6 -	34.267	90.9	50.454	26.257	111.3	1:50.978	12 -	34.423	90.9	48.958	26.607	102.9	1:49.988							
49	Richard STYRIN										Golf MkV 2.0 Gti									
1 -	89.6	48.503	26.523	109.8	1:57.178	7 -	32.446	91.7	46.300	25.148	108.9	1:43.894								
2 -	34.056	89.5	47.682	25.627	112.4	1:47.365	8 -	32.579	91.4	46.672	24.884	113.2	1:44.135							
3 -	33.080	90.2	46.858	25.344	107.5	1:45.282	9 -	32.985	91.2	47.279	25.200	104.0	1:45.464							
4 -	32.651	91.2	46.814	25.231	108.1	1:44.696	10 -	34.641	81.8	45.963	24.970	110.7	1:45.574							
5 -	32.654	91.4	46.963	25.301	111.8	1:44.918	11 -	32.528	91.9	46.123	24.942	111.3	1:43.593							
6 -	32.513	91.7	46.247	24.944	111.7	1:43.704	12 -	32.627	92.3	47.124	25.185	112.4	1:44.936							
53	Steve CHAPLIN										Beetle 3.2 Rsi									
1 -	88.7	48.226	25.874	109.1	1:55.874	7 -	32.528	90.7	46.438	25.105	110.0	1:44.071								
2 -	33.034	90.4	46.885	25.446	110.0	1:45.365	8 -	32.497	91.3	46.479	24.978	109.3	1:43.954							

Car 53 - 10 Second penalty for a false start

Car 22 - 10 Second penalty for not respecting the track limits

Weather / Track : Cloudy / Dry

Brands Hatch GP

Circuit Length = 2.3009 miles

Start: 17:46 End: 00:00

Volkswagen Racing Cup

RACE 12 - ROUND 14 - SECTOR ANALYSIS

3 -	32.695	90.2	47.042	25.209	110.0	1:44.946	9 -	32.356	90.7	46.247	25.249	109.1	1:43.852
4 -	32.884	90.7	46.546	25.135	110.0	1:44.565	10 -	32.515	91.3	46.246	25.047	108.9	1:43.808
5 -	32.543	90.3	46.561	25.241	109.3	1:44.345	11 -	32.590	90.1	46.249	25.177	109.3	1:44.016
6 -	32.612	90.9	46.271	25.096	110.4	1:43.979	12 -	32.404	92.2	46.666	25.091	108.6	1:44.161
66	Liam GRIFFIN						Scirocco 2.0 GT						
1 -	84.6	48.603	25.628	108.6	1:55.991	7 -	36.640	83.7	52.285	27.815	105.7	1:56.740	
2 -	33.559	86.6	46.575	25.271	112.6	1:45.405	8 -	36.073	83.5	51.239	27.344	106.2	1:54.656
3 -	33.039	87.4	46.821	25.068	112.8	1:44.928	9 -	36.417	81.0	53.915	28.452	105.5	1:58.784
4 -	33.063	87.5	46.489	24.998	113.2	1:44.550	10 -	37.329	80.3	52.185	28.061	105.2	1:57.575
5 -	32.915	86.1	50.463	28.287	104.0	1:51.665	11 -	37.482	76.7	52.954	28.867	102.3	1:59.303
6 -	36.260	81.2	51.269	27.699	107.0	1:55.228	12 -	37.208	78.7	53.947	30.194	92.2	2:01.349
69	James WALKER						Golf MkV 2.0 Gti						
1 -	87.0	1:03.543	26.011	106.4	2:13.888	6 -	33.121	87.3	53.423	25.575	108.2	1:52.119	
2 -	33.347	88.5	47.146	25.499	110.2	1:45.992	7 -	32.944	88.5	47.116	25.508	107.0	1:45.568
3 -	33.335	87.0	47.839	25.276	107.2	1:46.450	8 -	33.323	87.8	47.230	25.633	106.0	1:46.186
4 -	33.113	87.4	46.800	25.318	107.0	1:45.231	9 -	33.296	88.0	1:05.112	In		10:34.258 P
5 -	32.941	88.2	46.717	25.399	107.5	1:45.057							
147	Ronnie O'SULLIVAN						Jetta 2.0 Fsi						
1 -	85.3	49.796	26.240	109.7	2:03.269	6 -	33.499	88.4	48.905	25.772	112.2	1:48.176	
2 -	35.407	88.7	48.324	26.306	111.1	1:50.037	7 -	34.133	89.7	48.663	25.617	112.0	1:48.413
3 -	41.182	76.0	48.829	26.389	112.4	1:56.400	8 -	33.950	89.4	48.948	25.728	112.4	1:48.626
4 -	35.153	90.1	49.663	25.625	113.0	1:50.441	9 -	33.842	89.7	50.148	25.828	111.5	1:49.818
5 -	34.333	90.0	48.750	25.664	112.2	1:48.747	10 -	34.033	88.4	49.500	25.859	111.3	1:49.392

Car 53 - 10 Second penalty for a false start
 Car 22 - 10 Second penalty for not respecting the track limits
 Weather / Track : Cloudy / Dry

Brands Hatch GP
 Circuit Length = 2.3009 miles
 Start: 17:46 End: 00:00

Volkswagen Racing Cup

RACE 12 - ROUND 14 - BEST SECTOR TIMES

SECTOR 1			SECTOR 2			SECTOR 3			IDEAL / BEST COMPARISON						
POS	NO	NAME	TIME	NO	NAME	TIME	NO	NAME	TIME	POS	NO	NAME	IDEAL	BEST	DIFF
1	53	CHAPLIN	32.356	22	WALKER	45.739	22	WALKER	24.846	1	49	STYRIN	1:43.293	1:43.593	0.300
2	49	STYRIN	32.446	49	STYRIN	45.963	2	BLUMSON	24.874	2	22	WALKER	1:43.452	1:43.981	0.529
3	2	BLUMSON	32.558	53	CHAPLIN	46.246	49	STYRIN	24.884	3	53	CHAPLIN	1:43.580	1:43.808	0.228
4	21	WALKER	32.594	8	MASON	46.346	53	CHAPLIN	24.978	4	2	BLUMSON	1:43.831	1:43.839	0.008
5	10	CULLEY	32.638	21	WALKER	46.384	66	GRIFFIN	24.998	5	21	WALKER	1:44.034	1:44.248	0.214
6	8	MASON	32.665	2	BLUMSON	46.399	10	CULLEY	25.052	6	8	MASON	1:44.093	1:44.261	0.168
7	9	WYHINNY	32.865	66	GRIFFIN	46.489	21	WALKER	25.056	7	66	GRIFFIN	1:44.402	1:44.550	0.148
8	22	WALKER	32.867	36	WALEWSKA	46.516	32	GRIFFIN	25.074	8	9	WYHINNY	1:44.607	1:44.699	0.092
9	66	GRIFFIN	32.915	9	WYHINNY	46.535	8	MASON	25.082	9	10	CULLEY	1:44.648	1:44.879	0.231
10	69	WALKER	32.941	69	WALKER	46.717	9	WYHINNY	25.207	10	36	WALEWSKA	1:44.778	1:45.125	0.347
11	36	WALEWSKA	32.962	32	GRIFFIN	46.897	69	WALKER	25.276	11	69	WALKER	1:44.934	1:45.057	0.123
12	44	RILEY	33.162	10	CULLEY	46.958	36	WALEWSKA	25.300	12	32	GRIFFIN	1:45.188	1:45.276	0.088
13	32	GRIFFIN	33.217	1	FULBROOK	47.406	147	O'SULLIVAN	25.617	13	1	FULBROOK	1:46.724	1:47.395	0.671
14	147	O'SULLIVAN	33.499	7	SNAYLAM	47.947	7	SNAYLAM	25.659	14	44	RILEY	1:46.801	1:47.472	0.671
15	1	FULBROOK	33.615	44	RILEY	47.963	44	RILEY	25.676	15	7	SNAYLAM	1:47.298	1:47.740	0.442
16	7	SNAYLAM	33.692	147	O'SULLIVAN	48.324	1	FULBROOK	25.703	16	147	O'SULLIVAN	1:47.440	1:48.176	0.736
17	33	ELLIOTT	33.850	46	DUNN	48.439	46	DUNN	26.130	17	46	DUNN	1:48.646	1:48.795	0.149
18	46	DUNN	34.077	33	ELLIOTT	48.501	27	SMITH	26.316	18	33	ELLIOTT	1:48.814	1:49.085	0.271
19	27	SMITH	35.554	27	SMITH	49.308	33	ELLIOTT	26.463	19	27	SMITH	1:51.178	1:51.820	0.642
20	17	McINERNEY	37.957	17	McINERNEY	50.917	17	McINERNEY	26.534	20	17	McINERNEY	1:55.408		
21															
22															

Perfect Lap	1:42.941
-------------	----------

Car 53 - 10 Second penalty for a false start
 Car 22 - 10 Second penalty for not respecting the track limits
 Weather / Track : Cloudy / Dry
 www.tsl-timing.com

Brands Hatch GP
 Circuit Length = 2.3009 miles
 Start: 17:46 End: 00:00

Volkswagen Racing Cup

RACE 12 - ROUND 14 - SPEED TRAPS

SECTOR 1				SECTOR 2			FINISH LINE			
POS	NO	NAME	MPH	NO	NAME	MPH	NO	NAME	MPH	
1	49	Richard STYRIN	92.3				22	Daniel WALKER	113.7	
2	46	Nick DUNN	92.2				10	Martyn CULLEY	113.4	
3	53	Steve CHAPLIN	92.2				49	Richard STYRIN	113.2	
4	10	Martyn CULLEY	92.1				66	Liam GRIFFIN	113.2	
5	2	Darren BLUMSON	91.8				147	Ronnie O'SULLIVAN	113.0	
6	21	Richard WALKER	91.6				32	Kieran GRIFFIN	112.4	
7	8	Aaron MASON	91.4				1	Joe FULBROOK	112.2	
8	22	Daniel WALKER	91.4				8	Aaron MASON	112.2	
9	44	Robin RILEY	90.9				9	Peter WYHINNY	112.0	
10	36	Anna WALEWSKA	90.4				46	Nick DUNN	112.0	
11	147	Ronnie O'SULLIVAN	90.1				2	Darren BLUMSON	111.8	
12	9	Peter WYHINNY	90.0				36	Anna WALEWSKA	111.3	
13	1	Joe FULBROOK	89.7				21	Richard WALKER	110.9	
14	32	Kieran GRIFFIN	89.7				53	Steve CHAPLIN	110.4	
15	69	James WALKER	88.5				7	Timothy SNAYLAM	110.2	
16	27	Andrew SMITH	87.6				69	James WALKER	110.2	
17	66	Liam GRIFFIN	87.5				44	Robin RILEY	110.0	
18	7	Timothy SNAYLAM	87.3				27	Andrew SMITH	108.9	
19	33	Simon ELLIOTT	86.0				17	Michael McINERNEY	107.7	
20	17	Michael McINERNEY	84.9				33	Simon ELLIOTT	107.0	
21										
22										

Car 53 - 10 Second penalty for a false start
 Car 22 - 10 Second penalty for not respecting the track limits
 Weather / Track : Cloudy / Dry

Brands Hatch GP
 Circuit Length = 2.3009 miles
 Start: 17:46 End: 00:00

Volkswagen Racing Cup

RACE 12 - ROUND 14 - POSITION CHART

No	Name	Laps Pos	Laps											
			1	2	3	4	5	6	7	8	9	10	11	12
2	Darren BLUMSON	1	2	2	2	2	2	2	2	2	2	2	2	2
21	Richard WALKER	2	21	21	21	21	21	21	21	21	21	21	21	21
53	Steve CHAPLIN	3	53	53	53	53	53	53	53	53	53	53	53	53
1	Joe FULBROOK	4	1	66	66	66	8	8	8	8	8	8	8	49
66	Liam GRIFFIN	5	66	8	8	8	49	49	49	49	49	22	49	8
8	Aaron MASON	6	8	1	49	49	22	22	22	22	22	49	22	22
49	Richard STYRIN	7	49	49	22	22	66	10	10	36	36	36	36	36
36	Anna WALEWSKA	8	36	36	1	1	10	36	36	10	32	32	32	32
10	Martyn CULLEY	9	10	22	36	36	1	66	9	9	1	1	1	1
22	Daniel WALKER	10	22	10	10	10	9	9	32	32	7	7	7	7
7	Timothy SNAYLAM	11	7	9	9	9	36	32	1	1	147	147	44	44
9	Peter WYHINNY	12	9	7	7	7	32	1	7	7	44	44	46	46
46	Nick DUNN	13	46	32	32	32	7	7	69	69	66	46	33	33
17	Michael McINERNEY	14	17	46	69	69	69	69	66	66	46	66	66	66
32	Kieran GRIFFIN	15	32	147	46	46	147	147	147	147	10	33		
147	Ronnie O'SULLIVAN	16	147	27	44	44	46	44	44	44	33			
27	Andrew SMITH	17	27	44	147	147	44	46	46	46	9			
44	Robin RILEY	18	44	69	33	33	33	33	33	33	69			
33	Simon ELLIOTT	19	33	33	27									
69	James WALKER	20	69											

Car 53 - 10 Second penalty for a false start
 Car 22 - 10 Second penalty for not respecting the track limits
 Weather / Track : Cloudy / Dry

Brands Hatch GP
 Circuit Length = 2.3009 miles
 Start: 17:46 End: 00:00