



VOLKSWAGEN RACING CUP

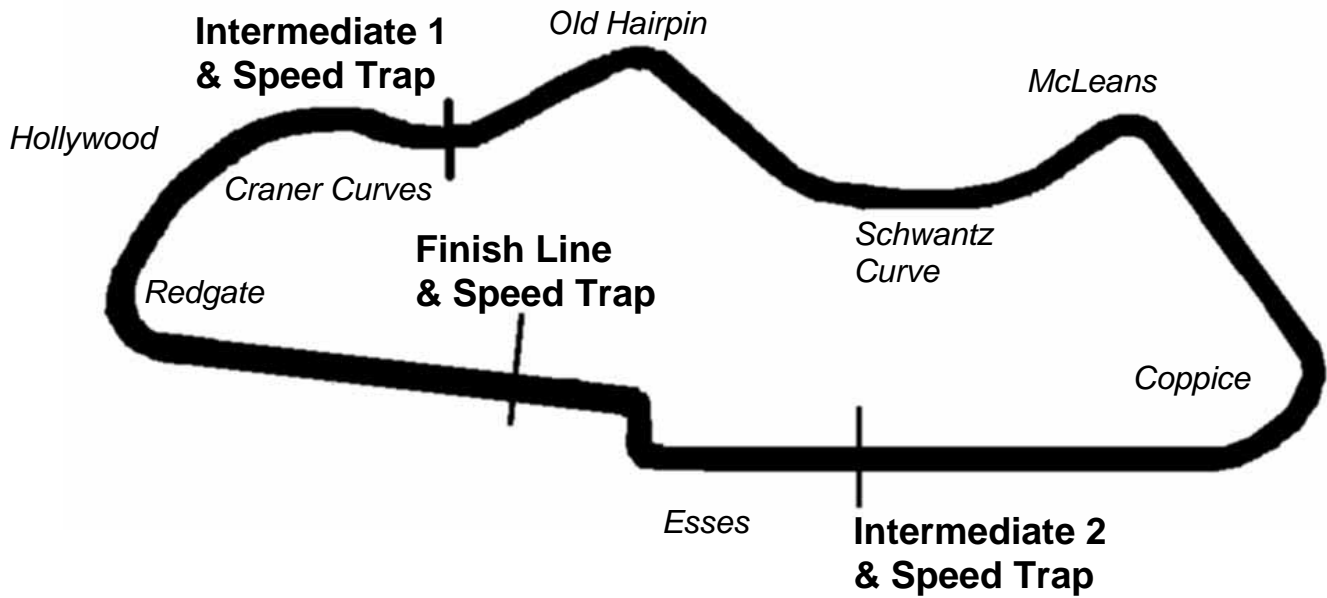
Round 9 & 10
Donington Park National

18th & 19th July 2009



Results Provided by Timing Solutions Ltd
www.tsl-timing.com

DONINGTON PARK NATIONAL



Circuit Length: 1.9573 miles / 3150.0 metres
Intermediate 1: 950 metres
Intermediate 2: 2650 metres
Pit In: 3100 metres
Pit Out: 236 metres after Finish Line
Pit In – Pit Out: 294 metres, @60kph = 17.6 seconds, @ 80kph = 13.2 seconds

Volkswagen Racing Cup Championship

QUALIFYING - RACE 9 - ROUND 9 - CLASSIFICATION

POS	NO	CL	NAME	ENTRY	TIME	ON	LAPS	GAP	DIFF	MPH
1	41		Didge DZIURZYNSKI	Golf Mk 4	1:20.726	14	14			87.28
2	1		Joe FULBROOK	Bora 1.8T	1:21.111	10	14	0.385	0.385	86.87
3	53		Steve CHAPLIN	Beetle 3.2 Rsi	1:21.360	7	14	0.634	0.249	86.60
4	20		Michael KURTON	Scirocco 2.0 TSI GT	1:21.640	13	14	0.914	0.280	86.31
5	21		Tony GILHAM	VW Golf	1:22.062	8	14	1.336	0.422	85.86
6	14		Peter FELIX	Golf MkV 2.0 Gti	1:22.091	11	12	1.365	0.029	85.83
7	31		Giles LOCK	Beetle RSi	1:22.209	12	14	1.483	0.118	85.71
8	9		Peter WYHINNY	Caddy Sportline	1:22.444	6	14	1.718	0.235	85.46
9	8		Aaron MASON	Golf MkV 2.0 Gti	1:22.601	4	12	1.875	0.157	85.30
10	66		Liam GRIFFIN	Scirocco 2.0 TSI GT	1:22.690	13	13	1.964	0.089	85.21
11	77		Steve WALKER	Golf GTi Mk IV	1:22.825	7	13	2.099	0.135	85.07
12	36		Anna WALEWSKA	Golf MkV 2.0 Gti	1:22.915	7	8	2.189	0.090	84.98
13	69		James WALKER	Golf MkV 2.0 Gti	1:23.075	6	9	2.349	0.160	84.81
14	32		Rob DANIELS	Golf MkV 2.0 Gti	1:23.711	14	14	2.985	0.636	84.17
15	42		Alex DZIURZYNSKI	Corrado GTi	1:24.049	2	2	3.323	0.338	83.83
16	44		Robin RILEY	Golf Mk4 TDI	1:25.205	10	13	4.479	1.156	82.69
17	27		Andrew SMITH	Beetle Tdi	1:44.704	2	4	23.978	19.499	67.29

Weather / Track : Cloudy / Dry

These results are provisional until the conclusion of any judicial and technical matters.

Donington Park National
Circuit Length = 1.9573 miles
Start: 15:56 End: 16:18

Clerk of Course :

Timekeeper :

Volkswagen Racing Cup Championship

QUALIFYING - RACE 9 - ROUND 9 - SECTOR ANALYSIS

1	Joe FULBROOK										Bora 1.8T				
1-	27.878	87.4	54.898	103.1	16.124	85.7	1:38.900	8-	23.716	104.7	43.225	114.1	15.036	86.5	1:21.977
2-	24.704	89.6	43.878	115.1	15.179	84.3	1:23.761	9-	23.742	104.2	44.548	102.1	15.403	87.5	1:23.693
3-	24.247	99.0	43.738	111.8	16.032	83.5	1:24.017	10-	23.637	110.9	42.966	114.1	14.508	87.3	1:21.111
4-	24.440	98.0	43.825	114.1	15.458	83.9	1:23.723	11-	24.873	94.1	46.906	106.7	14.944	88.7	1:26.723
5-	26.266	96.8	48.041	75.2	16.753	86.6	1:31.060	12-	23.646	103.6	43.185	113.9	14.546	88.3	1:21.377
6-	23.767	101.4	43.035	114.3	14.641	88.5	1:21.443	13-	23.545	108.6	43.169	113.9	14.544	88.3	1:21.258
7-	24.017	99.6	43.455	113.9	14.572	88.2	1:22.044	14-	23.473	109.3	44.704	96.4	15.681	88.0	1:23.858
8	Aaron MASON										Golf MkV 2.0 Gti				
1-	29.175	92.8	51.628	76.3	18.833	70.1	1:39.636	7-	Out	101.4	44.592	110.0	14.707	87.5	2:45.240
2-	29.786	83.8	55.987	79.0	In		1:44.214 P	8-	24.281	106.2	44.188	108.9	14.941	85.8	1:23.410
3-	Out	92.4	45.373	108.4	15.105	85.6	2:06.317	9-	24.000	106.5	44.000	111.1	14.680	88.5	1:22.680
4-	24.020	104.2	43.710	110.6	14.871	85.3	1:22.601	10-	24.416	103.2	44.211	108.2	14.738	85.4	1:23.365
5-	24.045	102.5	43.868	111.8	15.146	85.6	1:23.059	11-	24.466	104.4	44.255	108.8	14.636	87.3	1:23.357
6-	24.029	107.5	45.211	93.2	In		1:25.841 P	12-	24.134	104.9	44.160	108.6	14.661	86.4	1:22.955
9	Peter WYHINNY										Caddy Sportline				
1-	30.350	76.0	50.953	104.2	16.927	83.3	1:38.230	8-	25.010	90.1	45.144	104.5	15.489	85.8	1:25.643
2-	26.573	85.7	46.395	110.6	15.482	84.9	1:28.450	9-	24.356	104.4	44.309	106.5	14.892	84.5	1:23.557
3-	24.519	97.7	43.939	109.8	15.231	82.6	1:23.689	10-	24.327	103.6	44.400	105.5	14.793	86.4	1:23.520
4-	24.106	101.8	44.013	108.2	15.203	83.9	1:23.322	11-	24.357	101.5	44.241	105.5	14.762	86.5	1:23.360
5-	24.184	103.2	44.253	107.9	14.816	87.3	1:23.253	12-	24.130	103.4	44.246	105.8	14.807	85.7	1:23.183
6-	23.916	105.8	43.629	109.3	14.899	85.9	1:22.444	13-	24.213	104.0	44.441	107.5	15.078	83.6	1:23.732
7-	24.197	104.0	43.775	109.1	15.979	81.3	1:23.951	14-	24.506	104.2	45.333	96.1	15.638	85.1	1:25.477
14	Peter FELIX										Golf MkV 2.0 Gti				
1-	28.465	77.5	49.227	105.0	17.462		1:35.154	7-	24.562	100.6	44.006	108.6	14.721		1:23.289
2-	26.424	78.4	49.119	106.0	17.466		1:33.009	8-	26.662	84.9	48.142	107.5	14.647		1:29.451
3-	31.219	88.3	45.288	109.3	15.417		1:31.924	9-	24.051	102.8	43.405	107.9	14.717		1:22.173
4-	24.500	97.4	43.950	109.7	14.852		1:23.302	10-	24.195	103.9	45.724	80.8	16.246		1:26.165
5-	3:20.769	100.0	44.564	99.3	15.982		4:21.315	11-	24.035	101.5	43.490	108.4	14.566		1:22.091
6-	24.340	105.5	44.598	105.8	15.006		1:23.944	12-	24.048	105.0	43.578	108.9	14.569		1:22.195
20	Michael KURTON										Scirocco 2.0 TSI GT				
1-	30.398	78.8	51.457	81.1	18.667	82.6	1:40.522	8-	24.027	106.4	45.984	106.0	15.141	86.7	1:25.152
2-	26.874	87.0	50.799	99.4	16.090	84.1	1:33.763	9-	24.087	107.9	43.479	109.5	14.767	86.9	1:22.333
3-	24.792	99.7	44.877	109.5	15.101	85.7	1:24.770	10-	24.198	110.2	43.151	108.8	14.899	86.0	1:22.248
4-	24.495	105.0	43.913	110.9	14.859	88.0	1:23.267	11-	24.002	111.8	43.354	110.2	14.737	87.4	1:22.093
5-	24.403	101.7	43.910	110.9	15.874	83.6	1:24.187	12-	24.191	109.8	45.342	102.5	15.494	87.6	1:25.027
6-	24.306	108.8	44.036	108.9	14.908	87.5	1:23.250	13-	23.900	110.9	43.147	110.4	14.593	87.8	1:21.640
7-	24.273	106.5	43.328	110.9	14.654	88.3	1:22.255	14-	23.882	109.3	43.350	110.2	14.678	88.1	1:21.910
21	Tony GILHAM										VW Golf				
1-	28.814	79.4	49.316	108.2	16.854	85.9	1:34.984	8-	23.948	116.7	43.248	109.3	14.866	87.0	1:22.062
2-	25.400	103.6	44.784	111.5	15.627	88.1	1:25.811	9-	23.966	119.2	1:03.557	110.0	15.078	87.6	1:42.601
3-	24.806	99.0	44.776	110.2	In		1:25.752 P	10-	24.018	116.5	43.805	109.7	14.952	87.8	1:22.775
4-	Out	107.2	44.479	110.0	15.317	87.3	2:19.055	11-	23.933	114.7	43.430	109.5	14.809	87.7	1:22.172
5-	24.168	114.5	44.115	109.5	15.104	88.0	1:23.387	12-	23.981	115.9	43.324	108.2	15.060	85.9	1:22.365
6-	24.120	115.9	43.874	110.0	14.935	87.5	1:22.929	13-	24.071	117.7	43.396	108.1	14.972	87.3	1:22.439
7-	24.059	117.1	43.434	109.7	14.942	87.5	1:22.435	14-	24.060	117.3	43.287	108.8	14.805	86.3	1:22.152
27	Andrew SMITH										Beetle Tdi				
1-	29.419	77.2	50.895	101.1	17.565	82.6	1:37.879	3-			96.3		17.982	75.7	1:47.121
2-			104.4		29.166		1:44.704	4-	28.921	75.8	52.447	92.7	In		1:40.558 P
31	Giles LOCK										Beetle RSi				
1-	29.212	77.0	50.511	105.7	16.778	82.8	1:36.501	8-	24.325	109.8	44.015	107.7	15.068	85.4	1:23.408
2-	26.078	94.9	45.125	108.9	16.274	82.3	1:27.477	9-	24.126	111.3	44.501	102.9	15.001	86.1	1:23.628
3-	24.957	104.9	44.948	102.6	15.507	87.3	1:25.412	10-	24.171	108.6	44.422	104.7	14.988	86.5	1:23.581
4-	26.070	83.7	45.566	106.7	15.541	85.7	1:27.177	11-	24.548	109.7	43.750	109.8	14.931	85.8	1:23.229
5-	26.085	93.5	46.245	80.6	18.662	83.5	1:30.992	12-	24.103	111.1	43.276	108.2	14.830	86.1	1:22.209
6-	24.819	106.5	43.428	108.2	15.109	85.9	1:23.356	13-	24.072	111.1	43.365	109.1	14.801	86.8	1:22.238

Donington Park National
Circuit Length = 1.9573 miles
Start: 15:56 End: 16:18

Weather / Track : Cloudy / Dry

Volkswagen Racing Cup Championship

QUALIFYING - RACE 9 - ROUND 9 - SECTOR ANALYSIS

7 -	25.335	100.5	44.225	105.4	14.922	87.2	1:24.482	14 -	24.052	111.8	45.609	92.7	18.409	70.3	1:28.070															
32	Rob DANIELS															Golf MkV 2.0 Gti														
1 -	31.275	73.0	52.440	104.4	18.891	77.4	1:42.606	8 -	24.621	97.5	45.425	106.4	15.190	86.0	1:25.236															
2 -	27.457	78.9	48.687	107.5	15.729	84.4	1:31.873	9 -	24.488	105.0	48.103	106.4	15.505	84.0	1:28.096															
3 -	25.427	94.0	46.235	106.9	15.402	84.9	1:27.064	10 -	24.506	103.1	44.678	108.8	15.199	85.4	1:24.383															
4 -	25.139	98.1	45.418	106.7	15.391	84.5	1:25.948	11 -	24.579	102.1	44.714	106.9	15.649	87.4	1:24.942															
5 -	25.020	103.4	45.056	106.5	16.056	84.7	1:26.132	12 -	24.407	102.6	44.520	107.7	15.080	85.5	1:24.007															
6 -	24.652	106.9	44.872	107.4	15.484	84.4	1:25.008	13 -	24.558	101.2	44.927	106.9	14.985	86.5	1:24.470															
7 -	24.563	103.6	45.073	107.0	15.133	85.4	1:24.769	14 -	24.353	107.2	44.347	106.9	15.011	86.7	1:23.711															
36	Anna WALEWSKA															Golf MkV 2.0 Gti														
1 -	30.274	76.6	50.236	103.2	18.526	80.8	1:39.036	5 -	24.292	98.0	44.287	117.3	15.384	86.0	1:23.963															
2 -	28.270	81.7	50.035	93.6	17.525	81.6	1:35.830	6 -	24.280	99.6	43.683	108.1	15.173	84.4	1:23.136															
3 -	25.105	92.4	45.449	108.4	15.544	84.9	1:26.098	7 -	24.093	101.8	43.807	109.8	15.015	87.8	1:22.915															
4 -	24.569	96.3	44.368	109.5	15.060	87.6	1:23.997	8 -	26.923	64.7	58.573	75.8	ln		1:44.955 P															
41	Didge DZIURZYNSKI															Golf Mk 4														
1 -	27.381	93.7	46.149	109.3	15.868	86.1	1:29.398	8 -	23.649	109.3	44.344	99.1	15.718	84.9	1:23.711															
2 -	24.812	98.1	44.378	110.7	14.993	87.4	1:24.183	9 -	24.865	104.2	43.906	109.5	14.493	89.2	1:23.264															
3 -	23.975	107.7	43.476	110.9	15.039	87.7	1:22.490	10 -	27.824	98.8	44.123	108.8	14.518	88.5	1:26.465															
4 -	23.971	107.9	43.239	109.1	14.839	88.8	1:22.049	11 -	23.594	111.1	43.312	105.7	14.847	90.0	1:21.753															
5 -	24.198	103.7	43.949	109.8	14.994	87.6	1:23.141	12 -	23.722	110.0	46.430	93.6	17.384	71.2	1:27.536															
6 -	23.616	107.4	42.888	111.1	15.040	87.8	1:21.544	13 -	26.831	94.9	44.294	110.4	14.659	89.1	1:25.784															
7 -	23.451	110.7	42.889	110.4	14.623	88.9	1:20.963	14 -	23.503	112.0	42.832	111.3	14.391	89.5	1:20.726															
42	Alex DZIURZYNSKI															Corrado GTi														
1 -	28.723	89.8	47.568	101.7	16.067	85.7	1:32.358	2 -	24.142	106.9	44.217	111.1	15.690	74.8	1:24.049															
44	Robin RILEY															Golf Mk4 TDI														
1 -	30.012	87.2	50.245	100.6	16.923	81.3	1:37.180	8 -	25.930	83.1	50.256	96.6	ln		1:33.956 P															
2 -	25.795	97.4	47.503	104.5	15.942	83.4	1:29.240	9 -	Out	101.8	48.600	95.5	16.633	84.9	2:14.365															
3 -	25.766	101.5	46.092	103.6	16.324	83.3	1:28.182	10 -	24.596	106.2	45.278	103.6	15.331	84.2	1:25.205															
4 -	25.265	98.8	47.060	103.7	16.074	83.7	1:28.399	11 -	28.093	78.1	48.466	104.2	15.685	83.6	1:32.244															
5 -	25.709	96.4	45.777	103.7	15.482	83.3	1:26.968	12 -	24.970	102.6	45.385	105.4	15.685	81.6	1:26.040															
6 -	25.340	101.7	45.620	104.2	15.527	83.4	1:26.487	13 -	26.778	90.8	48.021	103.9	15.588	85.3	1:30.387															
7 -	24.944	101.1	45.362	104.7	15.858	83.9	1:26.164																							
53	Steve CHAPLIN															Beetle 3.2 Rsi														
1 -	30.153	73.5	49.291	109.3	15.252	87.5	1:34.696	8 -	28.063	77.2	45.286	110.0	14.558	88.0	1:27.907															
2 -	24.692	92.8	46.359	108.1	15.127	87.8	1:26.178	9 -	23.603	113.2	43.445	117.5	14.517	88.3	1:21.565															
3 -	24.119	100.0	44.239	110.4	14.778	86.9	1:23.136	10 -	25.507	82.2	50.628	101.4	ln		1:32.202 P															
4 -	24.003	105.7	43.389	109.7	14.530	88.0	1:21.922	11 -	Out	103.4	44.485	110.6	14.536	88.2	2:21.054															
5 -	23.749	109.8	43.420	110.2	14.581	87.0	1:21.750	12 -	23.664	113.9	43.481	111.3	14.453	86.7	1:21.598															
6 -	23.923	105.5	43.240	110.6	14.503	88.1	1:21.666	13 -	23.701	114.7	43.431	111.1	14.333	88.8	1:21.465															
7 -	23.548	111.5	43.348	110.9	14.464	88.5	1:21.360	14 -	23.603	114.7	43.246	111.3	14.572	88.3	1:21.421															
66	Liam GRIFFIN															Scirocco 2.0 TSI GT														
1 -	30.805	76.4	50.707	106.4	18.754	78.3	1:40.266	8 -	24.599	99.0	45.597	108.2	15.473	84.5	1:25.669															
2 -	27.441	86.0	46.234	107.4	15.459	82.7	1:29.134	9 -	24.679	104.2	43.501	109.7	15.137	84.1	1:23.317															
3 -	24.799	98.7	44.108	108.4	15.903	81.6	1:24.810	10 -	24.390	105.5	50.646	84.9	ln		1:34.154 P															
4 -	24.847	98.3	43.802	109.5	15.373	83.9	1:24.022	11 -	Out	88.8	45.021	108.4	15.323	84.2	2:27.240															
5 -	24.596	100.2	43.396	110.6	15.363	84.1	1:23.355	12 -	24.578	102.8	43.949	108.9	14.729	83.6	1:23.256															
6 -	24.471	101.5	43.690	105.8	15.649	83.4	1:23.810	13 -	24.395	105.4	43.468	108.6	14.827	82.1	1:22.690															
7 -	24.469	98.4	43.519	109.3	15.189	84.1	1:23.177																							
69	James WALKER															Golf MkV 2.0 Gti														
1 -	26.599	81.2	47.154	104.0	15.684	86.0	1:29.437	6 -	24.240	112.2	43.953	105.0	14.882	85.9	1:23.075															
2 -	24.489	102.8	46.641	104.9	15.153	85.6	1:26.283	7 -	38.599	43.9	1:10.582	106.4	14.923	86.1	2:04.104															
3 -	25.123	96.8	44.905	103.7	15.034	85.8	1:25.062	8 -	24.228	109.8	44.052	100.9	15.206	85.2	1:23.486															
4 -	24.269	106.5	44.062	104.2	ln		1:24.523 P	9 -	24.296	110.4	44.326	99.6	ln		1:24.780 P															
5 -	Out	106.4	44.379	104.4	17.045	79.0	2:33.520																							

Donington Park National
Circuit Length = 1.9573 miles
Start: 15:56 End: 16:18

Weather / Track : Cloudy / Dry

Volkswagen Racing Cup Championship

QUALIFYING - RACE 9 - ROUND 9 - SECTOR ANALYSIS

77	Steve WALKER										Golf GTi Mk IV				
1 -	30.328	80.4	49.801	108.6	15.928	82.6	1:36.057	8 -	24.398	106.2	44.630	105.8	In	1:25.253 P	
2 -	25.252	94.8	46.063	110.7	15.603	84.1	1:26.918	9 -	Out	88.3	46.177	107.2	15.278	87.5	2:56.040
3 -	25.721	97.3	44.268	109.1	15.133	86.5	1:25.122	10 -	24.515	106.2	44.024	108.4	15.147	85.5	1:23.686
4 -	24.690	94.7	45.229	107.7	15.251	85.4	1:25.170	11 -	24.291	107.9	43.882	108.4	14.729	87.3	1:22.902
5 -	24.587	105.2	44.100	107.5	15.086	85.8	1:23.773	12 -	24.739	96.4	45.698	107.7	15.514	86.7	1:25.951
6 -	24.208	109.5	43.874	109.8	14.880	85.6	1:22.962	13 -	24.426	108.1	44.227	108.9	15.000	86.7	1:23.653
7 -	24.330	105.2	43.610	110.0	14.885	86.0	1:22.825								

Volkswagen Racing Cup Championship

QUALIFYING - RACE 9 - ROUND 9 - BEST SECTOR TIMES

SECTOR 1			SECTOR 2			SECTOR 3			IDEAL / BEST COMPARISON						
POS	NO	NAME	TIME	NO	NAME	TIME	NO	NAME	TIME	POS	NO	NAME	IDEAL	BEST	DIFF
1	41	DZIURZYNSKI	23.451	41	DZIURZYNSKI	42.832	53	CHAPLIN	14.333	1	41	DZIURZYNSKI	1:20.674	1:20.726	0.052
2	1	FULBROOK	23.473	1	FULBROOK	42.966	41	DZIURZYNSKI	14.391	2	1	FULBROOK	1:20.947	1:21.111	0.164
3	53	CHAPLIN	23.548	20	KURTON	43.147	1	FULBROOK	14.508	3	53	CHAPLIN	1:21.121	1:21.360	0.239
4	20	KURTON	23.882	53	CHAPLIN	43.240	14	FELIX	14.566	4	20	KURTON	1:21.622	1:21.640	0.018
5	9	WYHINNY	23.916	21	GILHAM	43.248	20	KURTON	14.593	5	21	GILHAM	1:21.986	1:22.062	0.076
6	21	GILHAM	23.933	31	LOCK	43.276	8	MASON	14.636	6	14	FELIX	1:22.006	1:22.091	0.085
7	8	MASON	24.000	66	GRIFFIN	43.396	66	GRIFFIN	14.729	7	31	LOCK	1:22.129	1:22.209	0.080
8	14	FELIX	24.035	14	FELIX	43.405	77	WALKER	14.729	8	9	WYHINNY	1:22.307	1:22.444	0.137
9	31	LOCK	24.052	77	WALKER	43.610	9	WYHINNY	14.762	9	8	MASON	1:22.346	1:22.601	0.255
10	36	WALEWSKA	24.093	9	WYHINNY	43.629	31	LOCK	14.801	10	66	GRIFFIN	1:22.515	1:22.690	0.175
11	42	DZIURZYNSKI	24.142	36	WALEWSKA	43.683	21	GILHAM	14.805	11	77	WALKER	1:22.547	1:22.825	0.278
12	77	WALKER	24.208	8	MASON	43.710	69	WALKER	14.882	12	36	WALEWSKA	1:22.791	1:22.915	0.124
13	69	WALKER	24.228	69	WALKER	43.953	32	DANIELS	14.985	13	69	WALKER	1:23.063	1:23.075	0.012
14	32	DANIELS	24.353	42	DZIURZYNSKI	44.217	36	WALEWSKA	15.015	14	32	DANIELS	1:23.685	1:23.711	0.026
15	66	GRIFFIN	24.390	32	DANIELS	44.347	44	RILEY	15.331	15	42	DZIURZYNSKI	1:24.049	1:24.049	0.000
16	44	RILEY	24.596	44	RILEY	45.278	42	DZIURZYNSKI	15.690	16	44	RILEY	1:25.205	1:25.205	0.000
17	27	SMITH	28.921	27	SMITH	50.895	27	SMITH	17.565	17	27	SMITH	1:37.381	1:44.704	7.323
											Perfect Lap		1:20.616		

Weather / Track : Cloudy / Dry

www.tsl-timing.com

Donington Park National
Circuit Length = 1.9573 miles
Start: 15:56 End: 16:18


Printed - 16.21 Saturday, 18 July 2009

Volkswagen Racing Cup Championship
QUALIFYING - RACE 9 - ROUND 9 - SPEED TRAPS

SECTOR 1				SECTOR 2			FINISH LINE			
POS	NO	NAME	MPH	NO	NAME	MPH	NO	NAME	MPH	
1	21	Tony GILHAM	119.2	1	Joe FULBROOK	115.1	41	Didge DZIURZYNSKI	90.0	
2	53	Steve CHAPLIN	114.7	8	Aaron MASON	111.8	53	Steve CHAPLIN	88.8	
3	69	James WALKER	112.2	21	Tony GILHAM	111.5	1	Joe FULBROOK	88.7	
4	41	Didge DZIURZYNSKI	112.0	53	Steve CHAPLIN	111.5	8	Aaron MASON	88.5	
5	20	Michael KURTON	111.8	36	Anna WALEWSKA	111.3	20	Michael KURTON	88.3	
6	31	Giles LOCK	111.8	41	Didge DZIURZYNSKI	111.3	21	Tony GILHAM	88.1	
7	1	Joe FULBROOK	110.9	42	Alex DZIURZYNSKI	111.1	36	Anna WALEWSKA	87.8	
8	77	Steve WALKER	109.5	20	Michael KURTON	110.9	77	Steve WALKER	87.5	
9	8	Aaron MASON	107.5	77	Steve WALKER	110.7	32	Rob DANIELS	87.4	
10	32	Rob DANIELS	107.2	9	Peter WYHINNY	110.6	9	Peter WYHINNY	87.3	
11	42	Alex DZIURZYNSKI	106.9	66	Liam GRIFFIN	110.6	31	Giles LOCK	87.3	
12	44	Robin RILEY	106.2	31	Giles LOCK	109.8	69	James WALKER	86.1	
13	9	Peter WYHINNY	105.8	14	Peter FELIX	109.7	42	Alex DZIURZYNSKI	85.7	
14	14	Peter FELIX	105.5	32	Rob DANIELS	108.8	44	Robin RILEY	85.3	
15	66	Liam GRIFFIN	105.5	69	James WALKER	106.4	66	Liam GRIFFIN	84.5	
16	36	Anna WALEWSKA	101.8	44	Robin RILEY	105.4	27	Andrew SMITH	82.6	
17	27	Andrew SMITH	77.2	27	Andrew SMITH	104.4				

Volkswagen Racing Cup Championship

RACE 9 - ROUND 9 - GRID

ROW 9	1:44.704 27 Andrew SMITH		
ROW 8		1:24.049 42 Alex DZIURZYNSKI	1:25.205 44 Robin RILEY
ROW 7	1:23.075 69 James WALKER		1:23.711 32 Rob DANIELS
ROW 6		1:22.825 77 Steve WALKER	1:22.915 36 Anna WALEWSKA
ROW 5	1:22.601 8 Aaron MASON		1:22.690 66 Liam GRIFFIN
ROW 4		1:22.209 31 Giles LOCK	1:22.444 9 Peter WYHINNY
ROW 3	1:22.062 21 Tony GILHAM		1:22.091 14 Peter FELIX
ROW 2		1:21.360 53 Steve CHAPLIN	1:21.640 20 Michael KURTON
ROW 1	1:20.726 41 Didge DZIURZYNSKI		1:21.111 1 Joe FULBROOK
Pole			
			

Donington Park National
Circuit Length = 1.9573 miles

These results are provisional until the conclusion of any judicial and technical matters.

Clerk of Course :

Timekeeper :

Volkswagen Racing Cup Championship

RACE 9 - ROUND 9 - CLASSIFICATION

POS	NO	CL	NAME	ENTRY	LAPS	TIME	GAP	DIFF	MPH	BEST	ON
1	41		Didge DZIURZYNSKI	Golf Mk 4	15	20:46.418			84.79	1:21.158	7
2	1		Joe FULBROOK	Bora 1.8T	15	20:48.802	2.384	2.384	84.63	1:22.478	6
3	21		Tony GILHAM	VW Golf	15	20:49.232	2.814	0.430	84.60	1:21.860	15
4	8		Aaron MASON	Golf MkV 2.0 Gti	15	20:50.116	3.698	0.884	84.54	1:22.432	11
5	14		Peter FELIX	Golf MkV 2.0 Gti	15	20:53.509	7.091	3.393	84.31	1:22.289	5
6	42		Alex DZIURZYNSKI	Corrado GTi	15	20:54.190	7.772	0.681	84.27	1:21.877	8
7	20		Michael KURTON	Scirocco 2.0 TSI GT	15	20:54.575	8.157	0.385	84.24	1:21.512	9
8	66		Liam GRIFFIN	Scirocco 2.0 TSI GT	15	20:55.158	8.740	0.583	84.20	1:22.188	13
9	36		Anna WALEWSKA	Golf MkV 2.0 Gti	15	20:56.236	9.818	1.078	84.13	1:22.091	10
10	31		Giles LOCK	Beetle RSi	15	21:03.878	17.460	7.642	83.62	1:22.029	7
11	32		Rob DANIELS	Golf MkV 2.0 Gti	15	21:10.958	24.540	7.080	83.16	1:22.904	5
12	44		Robin RILEY	Golf Mk4 TDI	15	21:55.327	1:08.909	44.369	80.35	1:25.916	11
13	69		James WALKER	Golf MkV 2.0 Gti	14	21:05.083	1 lap	1 lap	77.97	1:23.878	5

NOT CLASSIFIED

<i>DNF</i>	77		Steve WALKER	Golf GTi Mk IV	13	18:41.352	2 laps	1 lap	81.68	1:23.183	7
<i>DNF</i>	27		Andrew SMITH	Beetle Tdi	5	7:27.875	10 laps	8 laps	78.66	1:25.795	3
<i>DNF</i>	9		Peter WYHINNY	Caddy Sportline	4	6:37.696	11 laps	1 lap	70.87	1:25.642	3

FASTEST LAP

41	Didge DZIURZYNSKI	Golf Mk 4	7	1:21.158	86.82 mph	139.72 kph
----	--------------------------	-----------	---	----------	-----------	------------

Weather / Track : Cloudy / Dry

These results are provisional until the conclusion of any judicial and technical matters.

Donington Park National
Circuit Length = 1.9573 miles
Start: 12:05 End: 12:27

Clerk of Course :		Timekeeper :	
-------------------	--	--------------	--

Volkswagen Racing Cup Championship

RACE 9 - ROUND 9 - LAP CHART

Lap 1			Lap 2			Lap 3			Lap 4			Lap 5		
No	Behind	Laptime	No	Behind	Laptime	No	Behind	Laptime	No	Behind	Laptime	No	Behind	Laptime
1		1:27.814	41		1:23.339	41		1:22.231	41		1:22.378	41		1:22.768
41	0.141	1:27.955	1	0.464	1:23.944	1	1.539	1:23.306	1	1.955	1:22.794	1	2.040	1:22.853
21	0.805	1:28.619	21	1.170	1:23.845	8	1.857	1:22.704	8	2.359	1:22.880	8	2.276	1:22.685
8	1.208	1:29.022	8	1.384	1:23.656	21	2.345	1:23.406	21	3.728	1:23.761	21	3.273	1:22.313
14	2.871	1:30.685	14	2.082	1:22.691	14	2.563	1:22.712	14	3.960	1:23.775	14	3.481	1:22.289
20	4.248	1:32.062	69	5.470	1:23.992	20	8.249	1:24.217	20	8.539	1:22.668	20	7.695	1:21.924
9	4.356	1:32.170	20	6.263	1:25.495	31	8.706	1:23.923	31	9.510	1:23.182	66	10.232	1:22.944
69	4.958	1:32.772	31	7.014	1:25.326	66	9.010	1:23.760	66	10.056	1:23.424	31	11.010	1:24.268
31	5.168	1:32.982	66	7.481	1:25.505	42	10.036	1:23.979	42	10.879	1:23.221	42	11.209	1:23.098
66	5.456	1:33.270	42	8.288	1:25.419	36	11.580	1:24.761	36	13.806	1:24.604	36	13.912	1:22.874
32	6.154	1:33.968	36	9.050	1:25.803	32	15.368	1:24.421	32	16.071	1:23.081	32	16.207	1:22.904
42	6.349	1:34.163	32	13.178	1:30.504	44	18.489	1:26.991	77	23.250	1:25.418	77	23.870	1:23.388
36	6.727	1:34.541	44	13.729	1:29.248	27	18.946	1:25.795	44	24.318	1:28.207	69	25.606	1:23.878
44	7.961	1:35.775	27	15.382	1:30.454	9	19.484	1:25.642	69	24.496	1:26.227	44	28.786	1:27.236
27	8.408	1:36.222	9	16.073	1:35.197	77	20.210	1:25.554	27	25.373	1:28.805	27	29.204	1:26.599 P
77	14.945	1:42.759	77	16.887	1:25.422	69	20.647	1:37.408	9	1:01.793	2:04.687 P			

Volkswagen Racing Cup Championship

RACE 9 - ROUND 9 - LAP CHART

Lap 6			Lap 7			Lap 8			Lap 9			Lap 10		
No	Behind	Laptime	No	Behind	Laptime	No	Behind	Laptime	No	Behind	Laptime	No	Behind	Laptime
41		1:22.112	41		1:21.158	41		1:23.763	41		1:23.090	41		1:22.690
1	2.406	1:22.478	1	4.004	1:22.756	1	2.814	1:22.573	1	2.791	1:23.067	1	3.134	1:23.033
8	3.113	1:22.949	8	4.870	1:22.915	8	3.888	1:22.781	8	3.816	1:23.018	8	4.185	1:23.059
21	3.423	1:22.262	21	5.227	1:22.962	21	4.265	1:22.801	21	4.098	1:22.923	21	4.764	1:23.356
14	3.832	1:22.463	14	5.384	1:22.710	14	4.345	1:22.724	14	4.309	1:23.054	14	5.357	1:23.738
20	7.172	1:21.589	20	7.576	1:21.562	20	6.516	1:22.703	20	4.938	1:21.512	20	6.195	1:23.947
66	11.302	1:23.182	66	12.560	1:22.416	42	10.936	1:21.877	42	9.950	1:22.104	42	9.513	1:22.253
42	11.860	1:22.763	42	12.822	1:22.120	66	11.581	1:22.784	66	11.133	1:22.642	66	10.991	1:22.548
31	12.881	1:23.983	31	13.752	1:22.029	31	12.325	1:22.336	36	12.662	1:22.314	36	12.063	1:22.091
36	14.041	1:22.241	36	15.059	1:22.176	36	13.438	1:22.142	31	18.383	1:29.148	31	18.639	1:22.946
32	18.773	1:24.678	32	21.639	1:24.024	32	21.896	1:24.020	32	22.315	1:23.509	32	23.500	1:23.875
77	25.551	1:23.793	77	27.576	1:23.183	77	27.161	1:23.348	77	27.622	1:23.551	77	28.368	1:23.436
44	33.535	1:26.861	44	40.040	1:27.663	44	42.786	1:26.509	44	46.590	1:26.894	44	50.844	1:26.944
69	38.457	1:34.963	69	43.925	1:26.626 P	69	1:08.130	1:47.968	69	1:10.993	1:25.953	69	1:13.666	1:25.363

Volkswagen Racing Cup Championship

RACE 9 - ROUND 9 - LAP CHART

Lap 11			Lap 12			Lap 13			Lap 14			Lap 15		
No	Behind	Laptime	No	Behind	Laptime	No	Behind	Laptime	No	Behind	Laptime	No	Behind	Laptime
41		1:22.813	41		1:23.396	41		1:22.914	41		1:22.409	41		1:23.402
1	3.403	1:23.082	1	2.698	1:22.691	1	2.475	1:22.691	1	2.975	1:22.909	1	2.384	1:22.811
8	3.804	1:22.432	8	3.139	1:22.731	8	3.259	1:23.034	21	4.356	1:22.767	21	2.814	1:21.860
21	4.260	1:22.309	21	3.592	1:22.728	21	3.998	1:23.320	8	4.653	1:23.803	8	3.698	1:22.447
14	4.988	1:22.444	14	4.182	1:22.590	20	5.682	1:23.355	20	6.190	1:22.917	14	7.091	1:23.896
20	5.585	1:22.203	20	5.241	1:23.052	14	5.877	1:24.609	14	6.597	1:23.129	42	7.772	1:23.912
42	8.992	1:22.292	42	7.569	1:21.973	42	6.990	1:22.335	42	7.262	1:22.681	20	8.157	1:25.369
66	10.671	1:22.493	66	9.558	1:22.283	66	8.832	1:22.188	66	9.190	1:22.767	66	8.740	1:22.952
36	11.476	1:22.226	36	10.291	1:22.211	36	9.612	1:22.235	36	10.859	1:23.656	36	9.818	1:22.361
31	18.713	1:22.887	31	18.048	1:22.731	31	17.609	1:22.475	69	1 LAP	1:40.049	31	17.460	1:22.476
32	23.761	1:23.074	32	23.939	1:23.574	32	24.235	1:23.210	31	18.386	1:23.186	69	1 LAP	1:27.667
77	29.108	1:23.553	77	30.048	1:24.336	77	40.745	1:33.611 P	32	24.967	1:23.141	32	24.540	1:22.975
44	53.947	1:25.916	44	56.579	1:26.028	44	1:00.521	1:26.856	44	1:05.097	1:26.985	44	1:08.909	1:27.214
69	1:17.094	1:26.241	69	1:19.674	1:25.976									

Volkswagen Racing Cup Championship
RACE 9 - ROUND 9 - SECTOR ANALYSIS

1	Joe FULBROOK										Bora 1.8T									
1-	99.4	44.471	112.0	15.117	87.6	1:27.814	9-	24.077	101.2	44.057	108.1	14.933	88.2	1:23.067						
2-	24.745	99.7	44.248	110.9	14.951	88.8	1:23.944	10-	24.157	101.4	43.873	108.9	15.003	85.2	1:23.033					
3-	23.795	98.7	44.422	108.8	15.089	88.8	1:23.306	11-	24.117	100.8	44.002	108.9	14.963	86.9	1:23.082					
4-	24.050	96.8	43.761	111.8	14.983	89.4	1:22.794	12-	24.112	107.2	43.747	111.8	14.832	88.5	1:22.691					
5-	24.087	100.8	43.653	111.3	15.113	87.4	1:22.853	13-	24.031	103.2	43.721	108.2	14.939	88.1	1:22.691					
6-	24.028	102.8	43.586	109.5	14.864	87.5	1:22.478	14-	24.101	101.8	43.781	106.9	15.027	87.0	1:22.909					
7-	24.151	99.0	43.723	110.2	14.882	85.1	1:22.756	15-	24.283	102.6	43.581	109.1	14.947	86.3	1:22.811					
8-	24.068	102.0	43.557	113.0	14.948	86.6	1:22.573													
8	Aaron MASON										Golf MkV 2.0 Gti									
1-	99.3	44.279	113.2	15.388	87.8	1:29.022	9-	24.034	106.2	44.133	111.1	14.851	86.8	1:23.018						
2-	24.293	103.9	44.226	114.3	15.137	88.0	1:23.656	10-	24.063	110.6	44.291	112.4	14.705	88.4	1:23.059					
3-	24.110	103.7	43.626	112.0	14.968	89.1	1:22.704	11-	23.844	107.0	43.998	111.7	14.590	88.8	1:22.432					
4-	24.096	100.0	43.907	111.5	14.877	88.9	1:22.880	12-	23.989	104.0	44.144	110.7	14.598	87.7	1:22.731					
5-	24.051	100.6	43.869	111.8	14.765	88.8	1:22.685	13-	23.997	104.7	44.319	110.7	14.718	88.5	1:23.034					
6-	24.130	101.5	43.942	111.5	14.877	87.4	1:22.949	14-	23.902	107.0	44.381	109.7	15.520	84.7	1:23.803					
7-	24.021	107.2	44.144	111.8	14.750	88.1	1:22.915	15-	24.085	105.2	43.753	110.7	14.609	87.0	1:22.447					
8-	23.927	107.4	43.505	111.7	15.349	85.7	1:22.781													
9	Peter WYHINNY										Caddy Sportline									
1-	88.8	46.237	111.7	15.630	85.1	1:32.170	3-	25.353	88.3	45.016	109.1	15.273	83.6	1:25.642						
2-	24.270	96.7	55.441	110.0	15.486	80.2	1:35.197	4-	32.840	64.7	1:08.314	56.4	ln	2:04.687 P						
14	Peter FELIX										Golf MkV 2.0 Gti									
1-	89.8	46.144	110.4	14.828	87.4	1:30.685	9-	24.746	102.6	43.465	108.9	14.843	88.0	1:23.054						
2-	24.122	105.8	43.812	110.7	14.757	89.4	1:22.691	10-	24.279	101.8	44.054	108.4	15.405	85.8	1:23.738					
3-	24.064	100.3	43.889	110.6	14.759	88.7	1:22.712	11-	24.264	102.6	43.569	108.4	14.611	88.7	1:22.444					
4-	24.275	101.1	44.887	109.8	14.613	89.0	1:23.775	12-	24.128	105.0	43.636	109.1	14.826	87.4	1:22.590					
5-	24.031	103.7	43.640	110.2	14.618	88.1	1:22.289	13-	24.731	100.6	43.825	108.4	16.053	83.3	1:24.609					
6-	24.255	106.2	43.601	109.3	14.607	88.9	1:22.463	14-	24.959	94.7	43.670	108.9	14.500	87.7	1:23.129					
7-	24.072	105.2	43.749	108.6	14.889	89.1	1:22.710	15-	24.151	108.9	44.151	107.4	15.594	83.2	1:23.896					
8-	24.506	102.6	43.582	109.3	14.636	88.4	1:22.724													
20	Michael KURTON										Scirocco 2.0 TSI GT									
1-	84.4	46.303	111.5	15.731	84.2	1:32.062	9-	23.945	108.6	42.929	111.7	14.638	88.9	1:21.512						
2-	24.732	96.4	45.820	112.0	14.943	86.9	1:25.495	10-	24.110	106.5	44.008	111.1	15.829	84.3	1:23.947					
3-	24.488	101.8	44.834	110.2	14.895	86.6	1:24.217	11-	24.170	108.2	43.232	112.6	14.801	88.9	1:22.203					
4-	24.091	107.4	43.846	111.7	14.731	88.1	1:22.668	12-	23.963	107.0	43.499	112.2	15.590	85.3	1:23.052					
5-	23.938	108.9	43.445	111.3	14.541	88.2	1:21.924	13-	24.060	106.5	43.482	110.9	15.813	83.2	1:23.355					
6-	23.980	108.4	43.022	111.8	14.587	88.5	1:21.589	14-	24.579	91.2	43.481	110.2	14.857	84.5	1:22.917					
7-	23.813	108.4	43.067	111.8	14.682	87.4	1:21.562	15-	24.132	109.8	44.629	102.9	16.608	78.6	1:25.369					
8-	23.975	107.4	44.050	109.5	14.678	88.7	1:22.703													
21	Tony GILHAM										VW Golf									
1-	102.8	44.484	110.0	15.174	86.1	1:28.619	9-	24.368	115.5	43.610	111.7	14.945	86.9	1:22.923						
2-	24.298	109.7	44.428	111.7	15.119	87.0	1:23.845	10-	23.968	110.2	44.240	110.4	15.148	86.3	1:23.356					
3-	24.487	104.0	43.833	111.7	15.086	88.3	1:23.406	11-	23.980	111.7	43.422	111.8	14.907	87.5	1:22.309					
4-	24.622	100.9	44.310	110.2	14.829	88.5	1:23.761	12-	23.808	111.1	44.070	111.3	14.850	87.2	1:22.728					
5-	23.831	110.4	43.683	111.5	14.799	88.5	1:22.313	13-	23.922	114.7	44.507	109.8	14.891	87.0	1:23.320					
6-	23.800	110.6	43.471	111.8	14.991	87.7	1:22.262	14-	23.765	112.8	43.771	108.1	15.231	85.6	1:22.767					
7-	23.908	106.0	44.205	110.2	14.849	87.3	1:22.962	15-	23.945	115.5	43.175	111.7	14.740	87.3	1:21.860					
8-	23.999	113.7	43.259	112.4	15.543	84.0	1:22.801													
27	Andrew SMITH										Beetle Tdi									
1-			105.5	15.848	82.5	1:36.222	4-	26.524	97.1	46.460	104.9	15.821	82.8	1:28.805						
2-	25.099	99.1	49.871	103.7	15.484	83.1	1:30.454	5-	25.129	106.4	45.972	104.2	ln	1:26.599 P						
3-	25.029	105.7	45.310	106.2	15.456	82.5	1:25.795													
31	Giles LOCK										Beetle RSi									
1-	89.4	46.362	109.8	15.927	86.7	1:32.982	9-	24.099	108.8	49.676	107.2	15.373	85.4	1:29.148						
2-	24.846	96.4	45.245	108.6	15.235	86.7	1:25.326	10-	24.371	110.4	43.725	108.4	14.850	87.0	1:22.946					
3-	24.488	104.7	44.358	109.7	15.077	86.9	1:23.923	11-	24.143	108.9	43.921	108.6	14.823	87.7	1:22.887					

Donington Park National
Circuit Length = 1.9573 miles
Start: 12:05 End: 12:27

Weather / Track : Cloudy / Dry

Volkswagen Racing Cup Championship

RACE 9 - ROUND 9 - SECTOR ANALYSIS

4 -	24.175	108.9	44.090	108.2	14.917	86.9	1:23.182	12 -	24.286	110.4	43.737	108.6	14.708	87.2	1:22.731
5 -	24.458	109.1	43.727	110.2	16.083	84.5	1:24.268	13 -	24.132	109.8	43.591	109.1	14.752	87.0	1:22.475
6 -	25.162	105.0	43.909	110.2	14.912	86.9	1:23.983	14 -	24.338	106.9	44.119	108.8	14.729	85.5	1:23.186
7 -	23.981	106.7	43.339	110.6	14.709	87.4	1:22.029	15 -	24.144	110.2	43.438	110.7	14.894	86.3	1:22.476
8 -	24.003	109.5	43.387	111.5	14.946	87.0	1:22.336								
32	Rob DANIELS		Golf MkV 2.0 Gti												
1 -	85.3	46.683	110.9	15.722	85.5	1:33.968	9 -	24.296	106.2	44.259	108.9	14.954	86.7	1:23.509	
2 -	24.694	94.5	50.503	109.5	15.307	84.4	1:30.504	10 -	24.337	109.5	44.550	109.5	14.988	85.8	1:23.875
3 -	24.913	96.3	44.294	109.5	15.214	85.9	1:24.421	11 -	24.259	108.1	43.960	109.1	14.855	86.7	1:23.074
4 -	24.240	105.0	43.980	109.1	14.861	87.8	1:23.081	12 -	24.346	110.7	44.191	109.5	15.037	85.9	1:23.574
5 -	24.208	104.9	43.955	110.2	14.741	87.5	1:22.904	13 -	24.315	108.1	44.088	109.3	14.807	87.4	1:23.210
6 -	24.703	107.0	45.476	109.1	15.099	86.3	1:24.678	14 -	24.238	109.7	44.167	109.3	14.736	87.3	1:23.141
7 -	24.422	102.3	44.463	110.0	15.139	85.3	1:24.024	15 -	24.189	111.7	44.014	109.3	14.772	86.4	1:22.975
8 -	24.580	104.5	44.057	109.1	15.383	86.5	1:24.020								
36	Anna WALEWSKA		Golf MkV 2.0 Gti												
1 -	85.5	47.212	110.6	15.957	88.0	1:34.541	9 -	24.087	101.7	43.351	112.0	14.876	88.8	1:22.314	
2 -	24.847	86.7	45.290	110.7	15.666	87.0	1:25.803	10 -	23.833	104.9	43.288	111.8	14.970	88.7	1:22.091
3 -	24.623	92.3	44.662	110.4	15.476	87.8	1:24.761	11 -	24.129	102.3	43.268	110.7	14.829	89.5	1:22.226
4 -	24.677	94.4	44.623	111.5	15.304	88.3	1:24.604	12 -	24.007	100.8	43.288	109.5	14.916	88.8	1:22.211
5 -	24.210	98.4	43.780	111.8	14.884	88.2	1:22.874	13 -	23.943	104.2	43.410	108.9	14.882	86.5	1:22.235
6 -	24.013	100.0	43.375	110.4	14.853	88.5	1:22.241	14 -	24.066	100.6	44.633	109.7	14.957	88.8	1:23.656
7 -	23.937	103.4	43.443	111.1	14.796	88.9	1:22.176	15 -	24.057	102.8	43.350	110.9	14.954	88.2	1:22.361
8 -	24.014	103.6	43.282	110.2	14.846	88.4	1:22.142								
41	Didge DZIURZYNSKI		Golf Mk 4												
1 -	100.0	44.474	111.3	15.064	88.3	1:27.955	9 -	23.944	111.3	44.029	107.9	15.117	87.5	1:23.090	
2 -	24.332	95.9	44.179	110.7	14.828	88.0	1:23.339	10 -	23.954	106.2	43.855	110.2	14.881	88.1	1:22.690
3 -	23.870	99.1	43.698	110.2	14.663	88.8	1:22.231	11 -	23.972	108.4	43.974	109.7	14.867	89.0	1:22.813
4 -	23.912	98.7	43.713	110.4	14.753	89.0	1:22.378	12 -	24.024	108.1	44.368	108.8	15.004	87.5	1:23.396
5 -	23.857	105.5	43.576	107.9	15.335	85.9	1:22.768	13 -	23.938	111.3	44.048	110.0	14.928	88.1	1:22.914
6 -	24.031	105.7	43.392	110.2	14.689	88.4	1:22.112	14 -	23.814	110.4	43.743	109.7	14.852	87.7	1:22.409
7 -	23.634	109.1	43.115	110.4	14.409	88.7	1:21.158	15 -	24.231	106.7	44.022	109.7	15.149	86.1	1:23.402
8 -	23.992	106.2	44.879	109.1	14.892	87.5	1:23.763								
42	Alex DZIURZYNSKI		Corrado GTi												
1 -	87.3	46.742	115.7	16.190	88.4	1:34.163	9 -	23.681	111.8	43.703	113.2	14.720	89.2	1:22.104	
2 -	24.280	85.2	45.528	114.3	15.611	86.5	1:25.419	10 -	23.614	115.9	43.881	112.4	14.758	88.3	1:22.253
3 -	24.448	103.6	44.237	113.7	15.294	85.6	1:23.979	11 -	23.740	113.7	43.736	112.8	14.816	87.4	1:22.292
4 -	24.040	104.7	44.176	113.4	15.005	87.5	1:23.221	12 -	23.736	114.9	43.479	112.6	14.758	87.0	1:21.973
5 -	24.099	106.7	43.593	113.9	15.406	87.0	1:23.098	13 -	23.752	113.2	43.717	112.8	14.866	88.8	1:22.335
6 -	24.411	112.0	43.555	113.0	14.797	89.8	1:22.763	14 -	24.082	91.4	43.733	114.5	14.866	87.5	1:22.681
7 -	24.141	111.7	43.334	113.9	14.645	89.6	1:22.120	15 -	23.869	109.1	44.181	113.4	15.862	84.7	1:23.912
8 -	23.875	114.9	43.299	112.8	14.703	88.9	1:21.877								
44	Robin RILEY		Golf Mk4 TDI												
1 -	92.4	48.004	107.2	15.671	83.6	1:35.775	9 -	25.278	103.1	46.019	103.4	15.597	82.3	1:26.894	
2 -	25.132	97.1	48.270	104.5	15.846	84.9	1:29.248	10 -	25.053	102.6	46.475	103.1	15.416	84.1	1:26.944
3 -	25.445	96.6	45.815	105.4	15.731	83.8	1:26.991	11 -	24.845	102.3	45.797	103.4	15.274	84.0	1:25.916
4 -	25.517	100.8	46.661	104.0	16.029	86.0	1:28.207	12 -	24.773	105.4	45.787	103.2	15.468	83.7	1:26.028
5 -	25.526	99.4	46.216	105.2	15.494	83.8	1:27.236	13 -	25.176	104.9	46.143	103.1	15.537	83.3	1:26.856
6 -	24.866	100.6	46.413	103.9	15.582	83.8	1:26.861	14 -	25.016	98.7	46.452	102.6	15.517	83.2	1:26.985
7 -	25.085	100.3	46.913	104.0	15.665	83.0	1:27.663	15 -	25.390	102.5	46.203	102.5	15.621	82.0	1:27.214
8 -	24.893	100.9	45.927	103.9	15.689	83.2	1:26.509								
66	Liam GRIFFIN		Scirocco 2.0 TSI GT												
1 -	87.4	46.740	108.1	15.529	85.2	1:33.270	9 -	24.241	101.5	43.492	109.3	14.909	84.7	1:22.642	
2 -	24.917	91.1	45.081	110.6	15.507	85.4	1:25.505	10 -	24.226	104.4	43.552	108.6	14.770	84.7	1:22.548
3 -	24.444	101.4	44.269	109.3	15.047	85.6	1:23.760	11 -	24.285	104.0	43.520	110.0	14.688	85.9	1:22.493
4 -	24.443	101.8	43.946	109.5	15.035	84.4	1:23.424	12 -	24.377	105.7	43.302	109.5	14.604	85.3	1:22.283
5 -	24.532	100.6	43.482	110.7	14.930	83.1	1:22.944	13 -	24.078	107.5	43.403	108.1	14.707	85.6	1:22.188
6 -	24.450	98.7	43.806	107.9	14.926	84.7	1:23.182	14 -	24.222	101.8	43.822	107.9	14.723	84.8	1:22.767
7 -	24.121	101.4	43.412	109.1	14.883	83.8	1:22.416	15 -	24.439	100.8	43.747	108.4	14.766	85.5	1:22.952
8 -	24.839	102.8	43.308	110.6	14.637	85.6	1:22.784								

Donington Park National
Circuit Length = 1.9573 miles
Start: 12:05 End: 12:27

Weather / Track : Cloudy / Dry

Volkswagen Racing Cup Championship
RACE 9 - ROUND 9 - SECTOR ANALYSIS

69		James WALKER				Golf MkV 2.0 Gti									
1 -	93.5	46.116	99.1	16.894	84.5	1:32.772	8 -	Out	101.8	44.539	103.4	15.498	84.1	1:47.968	
2 -	24.612	106.7	44.406	103.1	14.974	84.8	1:23.992	9 -	24.268	109.1	45.583	100.9	16.102	84.8	1:25.953
3 -	37.402	76.3	44.967	106.7	15.039	86.1	1:37.408	10 -	24.656	105.2	45.131	100.8	15.576	85.4	1:25.363
4 -	24.498	100.9	46.306	102.6	15.423	85.7	1:26.227	11 -	24.555	108.8	45.431	98.7	16.255	83.4	1:26.241
5 -	24.231	108.2	44.632	98.4	15.015	85.6	1:23.878	12 -	24.785	107.7	45.188	100.0	16.003	82.2	1:25.976
6 -	34.506	73.5	45.252	105.2	15.205	84.1	1:34.963	13 -	33.251	55.5	50.899	101.4	15.899	84.3	1:40.049
7 -	24.311	107.7	44.573	102.5	In		1:26.626 P	14 -	24.916	104.5	45.328	96.1	17.423	71.4	1:27.667
77		Steve WALKER				Golf GTi Mk IV									
1 -	90.4	46.232	110.2	15.664	85.2	1:42.759	8 -	24.051	109.3	44.181	111.1	15.116	86.3	1:23.348	
2 -	25.215	96.3	44.872	111.7	15.335	87.0	1:25.422	9 -	24.356	107.0	44.079	110.7	15.116	87.2	1:23.551
3 -	24.954	92.6	44.977	113.2	15.623	88.0	1:25.554	10 -	24.190	108.1	44.001	111.8	15.245	86.4	1:23.436
4 -	24.421	102.5	45.906	108.6	15.091	87.5	1:25.418	11 -	24.376	107.0	43.872	112.0	15.305	84.4	1:23.553
5 -	24.198	107.2	43.900	110.7	15.290	87.5	1:23.388	12 -	24.713	102.0	44.327	109.5	15.296	86.7	1:24.336
6 -	24.686	103.9	44.223	110.7	14.884	89.4	1:23.793	13 -	26.712	94.1	48.412	104.4	In		1:33.611 P
7 -	24.050	106.5	44.091	110.9	15.042	89.2	1:23.183								

Volkswagen Racing Cup Championship

RACE 9 - ROUND 9 - BEST SECTOR TIMES

SECTOR 1			SECTOR 2			SECTOR 3			IDEAL / BEST COMPARISON								
POS	NO	NAME	TIME	NO	NAME	TIME	NO	NAME	TIME	POS	NO	NAME	IDEAL	BEST	DIFF		
1	42	DZIURZYNSKI	23.614	20	KURTON	42.929	41	DZIURZYNSKI	14.409	1	41	DZIURZYNSKI	1:21.158	1:21.158	0.000		
2	41	DZIURZYNSKI	23.634	41	DZIURZYNSKI	43.115	14	FELIX	14.500	2	20	KURTON	1:21.283	1:21.512	0.229		
3	21	GILHAM	23.765	21	GILHAM	43.175	20	KURTON	14.541	3	42	DZIURZYNSKI	1:21.558	1:21.877	0.319		
4	1	FULBROOK	23.795	36	WALEWSKA	43.268	8	MASON	14.590	4	21	GILHAM	1:21.680	1:21.860	0.180		
5	20	KURTON	23.813	42	DZIURZYNSKI	43.299	66	GRIFFIN	14.604	5	36	WALEWSKA	1:21.897	1:22.091	0.194		
6	36	WALEWSKA	23.833	66	GRIFFIN	43.302	42	DZIURZYNSKI	14.645	6	8	MASON	1:21.939	1:22.432	0.493		
7	8	MASON	23.844	31	LOCK	43.339	31	LOCK	14.708	7	66	GRIFFIN	1:21.984	1:22.188	0.204		
8	31	LOCK	23.981	14	FELIX	43.465	32	DANIELS	14.736	8	14	FELIX	1:21.996	1:22.289	0.293		
9	14	FELIX	24.031	8	MASON	43.505	21	GILHAM	14.740	9	31	LOCK	1:22.028	1:22.029	0.001		
10	77	WALKER	24.050	1	FULBROOK	43.557	36	WALEWSKA	14.796	10	1	FULBROOK	1:22.184	1:22.478	0.294		
11	66	GRIFFIN	24.078	77	WALKER	43.872	1	FULBROOK	14.832	11	32	DANIELS	1:22.794	1:22.904	0.110		
12	32	DANIELS	24.103	32	DANIELS	43.955	77	WALKER	14.884	12	77	WALKER	1:22.806	1:23.183	0.377		
13	69	WALKER	24.231	69	WALKER	44.406	69	WALKER	14.974	13	69	WALKER	1:23.611	1:23.878	0.267		
14	9	WYHINNY	24.270	9	WYHINNY	45.016	9	WYHINNY	15.273	14	9	WYHINNY	1:24.559	1:25.642	1.083		
15	44	RILEY	24.773	27	SMITH	45.310	44	RILEY	15.274	15	27	SMITH	1:25.795	1:25.795	0.000		
16	27	SMITH	25.029	44	RILEY	45.787	27	SMITH	15.456	16	44	RILEY	1:25.834	1:25.916	0.082		
												Perfect Lap		1:20.952			

Volkswagen Racing Cup Championship

RACE 9 - ROUND 9 - SPEED TRAPS

SECTOR 1				SECTOR 2			FINISH LINE			
POS	NO	NAME	MPH	NO	NAME	MPH	NO	NAME	MPH	
1	42	Alex DZIURZYNSKI	115.9	42	Alex DZIURZYNSKI	115.1	42	Alex DZIURZYNSKI	89.8	
2	21	Tony GILHAM	115.5	8	Aaron MASON	114.3	36	Anna WALEWSKA	89.5	
3	32	Rob DANIELS	111.7	77	Steve WALKER	113.2	1	Joe FULBROOK	89.4	
4	41	Didge DZIURZYNSKI	111.3	1	Joe FULBROOK	113.0	14	Peter FELIX	89.4	
5	8	Aaron MASON	110.6	20	Michael KURTON	112.6	77	Steve WALKER	89.4	
6	31	Giles LOCK	110.4	21	Tony GILHAM	112.4	8	Aaron MASON	89.1	
7	20	Michael KURTON	109.8	36	Anna WALEWSKA	112.0	41	Didge DZIURZYNSKI	89.0	
8	77	Steve WALKER	109.3	31	Giles LOCK	111.5	20	Michael KURTON	88.9	
9	69	James WALKER	109.1	41	Didge DZIURZYNSKI	111.3	21	Tony GILHAM	88.5	
10	14	Peter FELIX	108.9	9	Peter WYHINNY	111.1	32	Rob DANIELS	87.8	
11	66	Liam GRIFFIN	107.5	32	Rob DANIELS	110.9	31	Giles LOCK	87.7	
12	1	Joe FULBROOK	107.2	14	Peter FELIX	110.7	69	James WALKER	86.1	
13	27	Andrew SMITH	106.4	66	Liam GRIFFIN	110.7	44	Robin RILEY	86.0	
14	44	Robin RILEY	105.4	44	Robin RILEY	107.2	66	Liam GRIFFIN	85.9	
15	36	Anna WALEWSKA	104.9	69	James WALKER	106.7	9	Peter WYHINNY	85.1	
16	9	Peter WYHINNY	96.7	27	Andrew SMITH	106.2	27	Andrew SMITH	83.1	


Volkswagen Racing Cup Championship

RACE 9 - ROUND 9 - POSITION CHART

No	Name	Laps Pos	1	2	3	4	5	6	7	8	9	10	11	12	13	14	15
			1	Joe FULBROOK	1	1	41	41	41	41	41	41	41	41	41	41	41
41	Didge DZIURZYNSKI	2	41	1	1	1	1	1	1	1	1	1	1	1	1	1	1
21	Tony GILHAM	3	21	21	8	8	8	8	8	8	8	8	8	8	8	21	21
8	Aaron MASON	4	8	8	21	21	21	21	21	21	21	21	21	21	21	8	8
14	Peter FELIX	5	14	14	14	14	14	14	14	14	14	14	14	14	20	20	14
20	Michael KURTON	6	20	69	20	20	20	20	20	20	20	20	20	20	14	14	42
9	Peter WYHINNY	7	9	20	31	31	66	66	66	42	42	42	42	42	42	42	20
69	James WALKER	8	69	31	66	66	31	42	42	66	66	66	66	66	66	66	66
31	Giles LOCK	9	31	66	42	42	42	31	31	31	36	36	36	36	36	36	36
66	Liam GRIFFIN	10	66	42	36	36	36	36	36	36	31	31	31	31	31	31	31
32	Rob DANIELS	11	32	36	32	32	32	32	32	32	32	32	32	32	32	32	32
42	Alex DZIURZYNSKI	12	42	32	44	77	77	77	77	77	77	77	77	77	77	44	44
36	Anna WALEWSKA	13	36	44	27	44	69	44	44	44	44	44	44	44	44	69	
44	Robin RILEY	14	44	27	9	69	44	69	69	69	69	69	69	69	69		
27	Andrew SMITH	15	27	9	77	27	27										
77	Steve WALKER	16	77	77	69	9											

Volkswagen Racing Cup Championship

RACE 14 - ROUND 10 - GRID

ROW 8	27 Andrew SMITH	9 Peter WYHINNY
ROW 7	69 James WALKER	77 Steve WALKER
ROW 6	32 Rob DANIELS	44 Robin RILEY
ROW 5	36 Anna WALEWSKA	31 Giles LOCK
ROW 4	20 Michael KURTON	66 Liam GRIFFIN
ROW 3	1 Joe FULBROOK	41 Didge DZIURZYNSKI
ROW 2	8 Aaron MASON	21 Tony GILHAM
ROW 1	42 Alex DZIURZYNSKI	14 Peter FELIX
Pole		
		

Donington Park National
Circuit Length = 1.9573 miles

These results are provisional until the conclusion of any judicial and technical matters.

Clerk of Course :

Timekeeper :

Volkswagen Racing Cup Championship

RACE 14 - ROUND 10 - CLASSIFICATION

POS	NO	CL	NAME	ENTRY	LAPS	TIME	GAP	DIFF	MPH	BEST	ON
1	41		Didge DZIURZYNSKI	Golf Mk 4	15	21:21.701			82.46	1:21.650	9
2	21		Tony GILHAM	Golf MkV 2.0 GTi	15	21:24.431	2.730	2.730	82.28	1:22.803	9
3	1		Joe FULBROOK	Bora 1.8T	15	21:26.509	4.808	2.078	82.15	1:22.758	6
4	8		Aaron MASON	Golf MkV 2.0 Gti	15	21:39.207	17.506	12.698	81.35	1:23.488	9
5	42		Alex DZIURZYNSKI	Corrado GTi	15	21:43.389	21.688	4.182	81.09	1:23.471	9
6	31		Giles LOCK	Beetle RSi	15	22:05.294	43.593	21.905	79.75	1:23.218	9
7	36		Anna WALEWSKA	Golf MkV 2.0 Gti	15	22:07.093	45.392	1.799	79.64	1:23.362	9
8	66		Kieran GRIFFIN	Scirocco 2.0 TSI GT	15	22:34.543	1:12.842	27.450	78.03	1:26.377	2
9	32		Rob DANIELS	Golf MkV 2.0 Gti	15	22:35.978	1:14.277	1.435	77.94	1:27.902	2
10	53		Steve CHAPLIN	Beetle 3.2 Rsi	14	21:32.795	1 lap	1 lap	76.30	1:24.518	4
11	20		Michael KURTON	Scirocco 2.0 TSI GT	14	21:34.861	1 lap	2.066	76.18	1:27.720	2
12	44		Robin RILEY	Golf Mk4 TDI	14	22:06.994	1 lap	32.133	74.34	1:30.554	8
13	69		James WALKER	Golf MkV 2.0 Gti	14	22:35.097	1 lap	28.103	72.79	1:26.103	4
14	14		Peter FELIX	Golf MkV 2.0 Gti	13	21:42.897	2 laps	1 lap	70.30	1:24.883	2

NOT CLASSIFIED

<i>DNF</i>	9		Peter WYHINNY	Caddy Sportline	3	5:13.071	12 laps	10 laps	67.52	1:26.445	2
<i>DNF</i>	27		Andrew SMITH	Beetle Tdi	2	3:20.965	13 laps	1 lap	70.12		

FASTEST LAP

41	Didge DZIURZYNSKI	Golf Mk 4	9	1:21.650	86.29 mph	138.88 kph
----	--------------------------	-----------	---	----------	-----------	------------

Weather / Track : Cloudy / Damp

These results are provisional until the conclusion of any judicial and technical matters.

Donington Park National
Circuit Length = 1.9573 miles
Start: 17:49 End: 18:11

Clerk of Course :

Timekeeper :

Volkswagen Racing Cup Championship
RACE 14 - ROUND 10 - LAP CHART

Lap 1			Lap 2			Lap 3			Lap 4			Lap 5		
No	Behind	Laptime	No	Behind	Laptime	No	Behind	Laptime	No	Behind	Laptime	No	Behind	Laptime
14		1:29.941	14		1:24.883	1		1:24.330	1		1:24.887	41		1:23.236
8	0.700	1:30.641	1	1.634	1:25.297	14	0.740	1:26.704	41	0.147	1:24.215	1	0.816	1:24.199
1	1.220	1:31.161	8	1.872	1:26.055	41	0.819	1:24.815	21	0.917	1:24.199	21	1.365	1:23.831
21	1.586	1:31.527	41	1.968	1:25.014	21	1.605	1:25.212	8	2.406	1:25.356	8	3.575	1:24.552
41	1.837	1:31.778	21	2.357	1:25.654	8	1.937	1:26.029	42	5.335	1:27.522	42	6.788	1:24.836
42	2.649	1:32.590	42	4.335	1:26.569	42	2.700	1:24.329	14	6.692	1:30.839	53	12.306	1:27.505
66	3.739	1:33.680	66	5.233	1:26.377	66	6.308	1:27.039	53	8.184	1:24.518	14	14.912	1:31.603
20	4.547	1:34.488	20	7.384	1:27.720	53	8.553	1:25.750	66	10.905	1:29.484	66	17.194	1:29.672
69	4.793	1:34.734	53	8.767	1:26.998	20	10.068	1:28.648	20	14.932	1:29.751	32	21.691	1:29.691
32	6.209	1:36.150	32	9.228	1:27.902	32	11.865	1:28.601	32	15.383	1:28.405	31	21.875	1:24.770
53	6.652	1:36.593	9	10.640	1:26.445	36	17.111	1:28.324	36	19.239	1:27.015	36	22.178	1:26.322
27	8.862	1:38.803	69	12.614	1:32.704	31	20.608	1:26.675	31	20.488	1:24.767	20	24.454	1:32.905
9	9.078	1:39.019	36	14.751	1:28.363	69	29.147	1:42.497	69	30.363	1:26.103	69	38.629	1:31.649
36	11.271	1:41.212	31	19.897	1:30.295	44	32.720	1:35.146	44	39.204	1:31.371	44	47.388	1:31.567
44	13.461	1:43.402	44	23.538	1:34.960	9	52.283	2:07.607 P						
31	14.485	1:44.426	27	26.141	1:42.162 P									

Volkswagen Racing Cup Championship
RACE 14 - ROUND 10 - LAP CHART

Lap 6			Lap 7			Lap 8			Lap 9			Lap 10		
No	Behind	Laptime	No	Behind	Laptime	No	Behind	Laptime	No	Behind	Laptime	No	Behind	Laptime
41		1:22.197	41		1:22.502	41		1:22.150	41		1:21.650	41		1:22.395
1	1.377	1:22.758	1	2.579	1:23.704	1	3.881	1:23.452	1	5.483	1:23.252	44	1 LAP	1:32.138
21	2.452	1:23.284	21	3.669	1:23.719	21	4.706	1:23.187	21	5.859	1:22.803	1	7.811	1:24.723
8	4.935	1:23.557	8	6.088	1:23.655	8	8.367	1:24.429	8	10.205	1:23.488	21	8.188	1:24.724
42	9.769	1:25.178	42	11.424	1:24.157	42	15.029	1:25.755	42	16.850	1:23.471	14	1 LAP	1:45.345
53	22.468	1:32.359	31	27.542	1:24.814	31	29.289	1:23.897	31	30.857	1:23.218	8	12.933	1:25.123
66	25.070	1:30.073	36	29.821	1:26.843	36	31.607	1:23.936	36	33.319	1:23.362	69	1 LAP	1:46.524
31	25.230	1:25.552	66	32.673	1:30.105	66	40.420	1:29.897	66	48.201	1:29.431	42	21.649	1:27.194
36	25.480	1:25.499	53	34.229	1:34.263	32	43.087	1:29.040	32	51.147	1:29.710	31	33.759	1:25.297
32	28.818	1:29.324	32	36.197	1:29.881	53	49.746	1:37.667	53	1:00.710	1:32.614	36	36.549	1:25.625
14	29.422	1:36.707	14	44.536	1:37.616	20	56.755	1:33.668	20	1:08.202	1:33.097	66	55.418	1:29.612
20	34.345	1:32.088	20	45.237	1:33.394	14	1:07.141	1:44.755				32	58.183	1:29.431
69	50.307	1:33.875	69	1:03.443	1:35.638	44	1:14.333	1:30.554				53	1:12.035	1:33.720
44	57.274	1:32.083	44	1:05.929	1:31.157	69	1:16.532	1:35.239				20	1:20.136	1:34.329

Volkswagen Racing Cup Championship
RACE 14 - ROUND 10 - LAP CHART

Lap 11			Lap 12			Lap 13			Lap 14			Lap 15		
No	Behind	Laptime	No	Behind	Laptime	No	Behind	Laptime	No	Behind	Laptime	No	Behind	Laptime
41		1:25.324	41		1:26.499	41		1:28.925	41		1:29.880	41		1:31.121
21	8.573	1:25.709	20	1 LAP	1:34.520	53	1 LAP	1:38.005	21	6.335	1:28.319	21	2.730	1:27.516
1	9.172	1:26.685	21	7.939	1:25.865	21	7.896	1:28.882	1	7.780	1:29.271	1	4.808	1:28.149
44	1 LAP	1:35.475	1	8.304	1:25.631	1	8.389	1:29.010	53	1 LAP	1:36.861	53	1 LAP	1:32.536
8	13.242	1:25.633	8	13.157	1:26.414	20	1 LAP	1:35.507	20	1 LAP	1:33.003	20	1 LAP	1:31.743
42	22.846	1:26.521	44	1 LAP	1:36.011	8	15.665	1:31.433	8	16.584	1:30.799	8	17.506	1:32.043
69	1 LAP	1:30.283	42	24.258	1:27.911	42	26.233	1:30.900	42	25.985	1:29.632	14	2 LAPS	1:53.003
31	36.016	1:27.581	31	42.664	1:33.147	44	1 LAP	1:40.750	44	1 LAP	1:36.757	42	21.688	1:26.824
14	1 LAP	1:53.115	36	43.460	1:32.001	36	46.985	1:32.450	31	47.768	1:29.304	31	43.593	1:26.946
36	37.958	1:26.733	69	1 LAP	1:46.310	31	48.344	1:34.605	36	48.770	1:31.665	44	1 LAP	1:35.623
66	1:00.375	1:30.281	66	1:04.642	1:30.766	69	1 LAP	1:34.030	69	1 LAP	1:44.358	36	45.392	1:27.743
32	1:03.584	1:30.725	14	1 LAP	1:57.241	66	1:08.388	1:32.671	66	1:11.266	1:32.758	66	1:12.842	1:32.697
53	1:20.117	1:33.406	32	1:08.508	1:31.423	32	1:13.362	1:33.779	32	1:16.157	1:32.675	69	1 LAP	1:41.153
						14	1 LAP	1:51.145				32	1:14.277	1:29.241

Volkswagen Racing Cup Championship

RACE 14 - ROUND 10 - SECTOR ANALYSIS

1	Joe FULBROOK				Bora 1.8T										
1-	87.4	45.701	112.0	15.713	86.3	1:31.161	9-	24.364	96.8	43.818	114.1	15.070	88.0	1:23.252	
2-	24.501	94.8	45.238	111.7	15.558	86.1	1:25.297	10-	24.890	89.7	44.555	113.9	15.278	87.5	1:24.723
3-	24.257	94.5	44.813	111.8	15.260	86.6	1:24.330	11-	24.705	85.5	46.682	114.1	15.298	87.6	1:26.685
4-	24.523	88.3	44.858	111.5	15.506	85.8	1:24.887	12-	24.891	91.4	45.249	114.3	15.491	87.0	1:25.631
5-	25.005	98.0	44.077	114.7	15.117	86.6	1:24.199	13-	24.706	97.8	47.974	112.4	16.330	85.5	1:29.010
6-	24.085	99.7	43.655	114.1	15.018	87.4	1:22.758	14-	25.230	87.2	47.636	111.3	16.405	84.5	1:29.271
7-	24.105	93.6	44.491	113.0	15.108	87.6	1:23.704	15-	24.869	87.5	47.124	111.7	16.156	82.7	1:28.149
8-	24.038	98.4	44.111	113.9	15.303	86.8	1:23.452								
8	Aaron MASON				Golf MkV 2.0 Gti										
1-	90.8	45.855	111.8	15.440	85.9	1:30.641	9-	24.264	100.8	44.621	110.0	14.603	87.7	1:23.488	
2-	24.661	95.3	45.974	109.3	15.420	83.9	1:26.055	10-	24.896	94.4	45.174	110.2	15.053	85.8	1:25.123
3-	24.652	100.5	46.198	112.2	15.179	85.7	1:26.029	11-	24.701	97.4	46.026	110.7	14.906	86.6	1:25.633
4-	24.854	86.7	45.543	110.0	14.959	86.8	1:25.356	12-	25.134	94.5	45.824	110.2	15.456	85.2	1:26.414
5-	24.623	91.3	44.967	110.9	14.962	87.0	1:24.552	13-	25.167	95.5	49.642	107.0	16.624	83.2	1:31.433
6-	24.193	100.2	44.470	110.0	14.894	87.8	1:23.557	14-	25.653	91.9	48.690	107.5	16.456	83.8	1:30.799
7-	24.386	98.7	44.588	109.1	14.681	87.6	1:23.655	15-	26.269	89.4	49.291	106.9	16.483	85.1	1:32.043
8-	24.028	103.1	45.468	109.7	14.933	87.0	1:24.429								
9	Peter WYHINNY				Caddy Sportline										
1-	81.9	47.734	108.9	16.060	82.1	1:39.019	3-	35.389	57.5	1:10.111	57.5	ln		2:07.607 P	
2-	25.564	96.6	44.977	108.6	15.904	79.5	1:26.445								
14	Peter FELIX				Golf MkV 2.0 Gti										
1-	91.8	45.567	109.1	15.437	86.7	1:29.941	8-	30.635	67.1	55.568	95.6	18.552	75.1	1:44.755	
2-	24.731	91.4	44.711	108.9	15.441	85.4	1:24.883	9-	30.079	75.3	55.878	87.2	19.388	71.1	1:45.345
3-	25.121	86.9	45.874	108.9	15.709	84.2	1:26.704	10-	31.762	68.1	1:00.838	82.6	20.515	68.5	1:53.115
4-	25.946	78.4	48.937	108.9	15.956	85.1	1:30.839	11-	33.218	62.4	1:01.591	77.1	22.432	66.4	1:57.241
5-	27.280	77.9	47.723	107.9	16.600	81.3	1:31.603	12-	33.518	66.4	59.367	98.8	18.260	74.2	1:51.145
6-	27.404	72.6	49.912	85.5	19.391	65.2	1:36.707	13-	31.186	75.3	1:01.993	81.0	19.824	61.3	1:53.003
7-	29.238	74.2	51.067	95.3	17.311	81.9	1:37.616								
20	Michael KURTON				Scirocco 2.0 TSI GT										
1-	92.9	47.851	101.5	15.700	86.4	1:34.488	8-	27.555	87.5	49.686	105.4	16.427	83.1	1:33.668	
2-	25.391	90.3	46.643	108.9	15.686	82.1	1:27.720	9-	27.036	85.8	49.183	106.5	16.878	81.0	1:33.097
3-	25.376	100.9	47.453	105.7	15.819	82.8	1:28.648	10-	27.589	86.8	50.114	106.2	16.626	82.6	1:34.329
4-	25.795	97.5	47.920	106.0	16.036	83.1	1:29.751	11-	27.298	85.6	50.500	107.5	16.722	82.6	1:34.520
5-	26.616	74.5	49.860	107.0	16.429	81.8	1:32.905	12-	26.731	90.1	50.929	99.0	17.847	83.6	1:35.507
6-	26.569	93.3	49.057	105.2	16.462	82.1	1:32.088	13-	26.380	88.5	50.247	105.4	16.376	84.2	1:33.003
7-	26.920	91.3	49.459	105.2	17.015	82.4	1:33.394	14-	26.175	94.4	49.434	105.5	16.134	85.5	1:31.743
21	Tony GILHAM				Golf MkV 2.0 GTi										
1-	93.7	45.832	111.1	15.458	87.5	1:31.527	9-	24.204	104.5	43.720	111.8	14.879	87.2	1:22.803	
2-	24.573	100.8	45.477	110.6	15.604	87.3	1:25.654	10-	24.808	94.4	44.778	111.7	15.138	87.0	1:24.724
3-	24.612	99.3	45.480	111.5	15.120	86.0	1:25.212	11-	24.758	96.8	45.645	110.2	15.306	86.7	1:25.709
4-	24.471	104.4	44.491	110.4	15.237	86.3	1:24.199	12-	24.944	98.1	45.326	110.4	15.595	85.1	1:25.865
5-	24.335	98.5	44.462	112.2	15.034	87.2	1:23.831	13-	24.652	102.6	47.939	110.0	16.291	85.5	1:28.882
6-	24.079	108.4	44.115	111.3	15.150	86.7	1:23.284	14-	24.981	95.6	47.364	108.6	15.974	85.8	1:28.319
7-	24.298	103.2	44.274	110.7	15.147	87.6	1:23.719	15-	25.056	95.7	46.568	109.3	15.892	83.0	1:27.516
8-	24.241	104.5	43.966	110.9	14.980	87.7	1:23.187								
27	Andrew SMITH				Beetle Tdi										
1-	82.5	47.714	106.0	16.302	80.3	1:38.803	2-	25.944	95.3	49.900	69.0	ln		1:42.162 P	
31	Giles LOCK				Beetle RSi										
1-						1:44.426	9-							1:23.218	
2-						1:30.295	10-							1:25.297	
3-						1:26.675	11-							1:27.581	
4-						1:24.767	12-							1:33.147	
5-						1:24.770	13-							1:34.605	
6-						1:25.552	14-							1:29.304	
7-						1:24.814	15-							1:26.946	

Donington Park National
Circuit Length = 1.9573 miles
Start: 17:49 End: 18:11

Weather / Track : Cloudy / Damp

Volkswagen Racing Cup Championship
RACE 14 - ROUND 10 - SECTOR ANALYSIS

8 -					1:23.897										
32	Rob DANIELS				Golf MkV 2.0 Gti										
1 -	91.9	47.450	106.0	16.154	83.4	1:36.150	9 -	26.106	94.9	47.567	107.4	16.037	83.6	1:29.710	
2 -	<i>25.412</i>	93.9	<i>45.802</i>	<i>109.8</i>	16.688	82.2	1:27.902	10 -	26.363	93.9	47.067	107.5	16.001	<i>84.1</i>	1:29.431
3 -	25.527	96.7	46.973	106.9	16.101	82.6	1:28.601	11 -	26.370	92.9	48.161	107.4	16.194	83.8	1:30.725
4 -	25.592	94.7	47.157	107.4	<i>15.656</i>	<i>84.1</i>	1:28.405	12 -	26.061	91.8	48.701	108.4	16.661	82.3	1:31.423
5 -	25.993	87.2	47.578	106.2	16.120	83.0	1:29.691	13 -	25.889	98.3	51.453	102.5	16.437	83.1	1:33.779
6 -	26.057	96.8	46.763	106.9	16.504	80.9	1:29.324	14 -	25.795	95.2	50.873	106.0	16.007	84.0	1:32.675
7 -	26.033	90.9	48.062	106.5	15.786	83.5	1:29.881	15 -	25.697	<i>98.7</i>	47.762	106.7	15.782	83.9	1:29.241
8 -	26.000	92.1	47.224	107.0	15.816	83.8	1:29.040								
36	Anna WALEWSKA				Golf MkV 2.0 Gti										
1 -	76.6	49.576	108.9	16.879	84.4	1:41.212	9 -	<i>24.327</i>	<i>97.1</i>	<i>43.851</i>	<i>110.2</i>	<i>15.184</i>	<i>89.0</i>	1:23.362	
2 -	25.731	85.7	46.355	109.3	16.277	84.4	1:28.363	10 -	24.961	90.0	45.059	108.4	15.605	88.1	1:25.625
3 -	25.436	86.1	46.796	107.4	16.092	84.2	1:28.324	11 -	24.951	95.7	46.338	109.1	15.444	87.2	1:26.733
4 -	25.559	84.6	45.793	108.8	15.663	84.6	1:27.015	12 -	25.859	82.7	49.138	106.2	17.004	81.5	1:32.001
5 -	24.884	94.4	45.500	108.4	15.938	86.8	1:26.322	13 -	26.406	87.6	49.529	103.7	16.515	84.8	1:32.450
6 -	24.890	92.3	44.707	108.1	15.902	84.7	1:25.499	14 -	25.980	87.8	49.041	102.8	16.644	84.7	1:31.665
7 -	25.067	91.9	46.358	108.4	15.418	87.7	1:26.843	15 -	25.093	90.6	46.095	106.9	16.555	85.1	1:27.743
8 -	24.430	96.8	44.144	107.7	15.362	88.5	1:23.936								
41	Didge DZIURZYNSKI				Golf Mk 4										
1 -	95.7	45.581	<i>112.6</i>	15.093	87.5	1:31.778	9 -	24.011	108.2	<i>43.060</i>	110.4	<i>14.579</i>	<i>88.9</i>	1:21.650	
2 -	24.598	105.7	45.190	111.3	15.226	86.8	1:25.014	10 -	24.043	100.9	43.772	110.2	14.580	88.4	1:22.395
3 -	24.728	103.4	44.763	111.7	15.324	86.4	1:24.815	11 -	24.263	97.4	45.779	110.0	15.282	88.4	1:25.324
4 -	24.296	100.9	44.412	110.4	15.507	86.3	1:24.215	12 -	25.308	91.6	45.631	110.0	15.560	86.1	1:26.499
5 -	24.496	104.9	43.733	110.0	15.007	87.4	1:23.236	13 -	25.031	95.9	47.938	108.8	15.956	85.9	1:28.925
6 -	23.937	107.0	43.482	109.5	14.778	87.7	1:22.197	14 -	24.896	97.4	49.112	107.4	15.872	87.0	1:29.880
7 -	<i>23.882</i>	106.2	43.821	109.1	14.799	88.0	1:22.502	15 -	24.884	95.9	47.559	96.7	18.678	53.1	1:31.121
8 -	23.924	<i>109.5</i>	43.461	109.8	14.765	88.5	1:22.150								
42	Alex DZIURZYNSKI				Corrado GTi										
1 -	93.1	45.916	<i>115.1</i>	16.195	85.9	1:32.590	9 -	<i>24.184</i>	107.5	<i>44.150</i>	112.6	15.137	<i>87.7</i>	1:23.471	
2 -	24.547	<i>108.1</i>	46.413	99.6	15.609	85.8	1:26.569	10 -	25.118	90.1	46.532	106.7	15.544	86.7	1:27.194
3 -	24.362	107.4	44.495	<i>115.1</i>	15.472	87.2	1:24.329	11 -	25.059	94.0	46.423	112.4	<i>15.039</i>	87.3	1:26.521
4 -	24.625	93.6	47.499	112.2	15.398	86.3	1:27.522	12 -	25.207	93.9	46.235	112.4	16.469	85.9	1:27.911
5 -	24.450	104.4	45.056	112.6	15.330	86.6	1:24.836	13 -	25.017	98.5	49.471	108.1	16.412	85.4	1:30.900
6 -	24.441	107.7	45.280	111.8	15.457	86.3	1:25.178	14 -	25.082	98.8	48.280	109.5	16.270	85.3	1:29.632
7 -	24.433	106.2	44.457	111.7	15.267	87.3	1:24.157	15 -	24.515	99.7	46.441	110.9	15.868	<i>87.7</i>	1:26.824
8 -	24.293	106.9	46.087	107.4	15.375	86.1	1:25.755								
44	Robin RILEY				Golf Mk4 TDI										
1 -	80.9	50.121	102.1	17.077	79.5	1:43.402	8 -	<i>25.980</i>	91.9	<i>48.293</i>	100.8	16.281	<i>82.5</i>	1:30.554	
2 -	27.619	84.3	50.417	<i>103.1</i>	16.924	79.8	1:34.960	9 -	26.104	<i>95.6</i>	49.888	100.6	<i>16.146</i>	82.2	1:32.138
3 -	27.079	83.6	51.246	101.7	16.821	81.0	1:35.146	10 -	26.286	95.5	52.601	100.2	16.588	79.0	1:35.475
4 -	26.268	91.4	48.545	102.1	16.558	81.4	1:31.371	11 -	27.907	85.7	50.666	100.2	17.438	77.0	1:36.011
5 -	26.559	92.4	48.573	101.7	16.435	81.1	1:31.567	12 -	29.440	86.4	53.803	97.5	17.507	77.7	1:40.750
6 -	26.915	92.7	48.822	99.9	16.346	82.0	1:32.083	13 -	27.902	85.5	51.855	99.1	17.000	80.3	1:36.757
7 -	26.146	94.7	48.450	101.2	16.561	81.9	1:31.157	14 -	26.679	91.7	50.580	99.1	18.364	79.8	1:35.623
53	Steve CHAPLIN				Beetle 3.2 Rsi										
1 -	84.0	46.005	110.4	16.578	83.9	1:36.593	8 -	28.753	75.1	51.975	107.2	16.939	78.7	1:37.667	
2 -	25.316	90.6	45.558	<i>112.6</i>	16.124	83.6	1:26.998	9 -	26.764	82.6	48.878	107.9	16.972	79.0	1:32.614
3 -	24.522	<i>99.4</i>	45.680	110.9	15.548	<i>86.9</i>	1:25.750	10 -	27.671	83.7	49.112	108.6	16.937	79.2	1:33.720
4 -	<i>24.229</i>	95.1	<i>44.952</i>	111.1	<i>15.337</i>	86.6	1:24.518	11 -	26.693	86.9	48.932	109.1	17.781	77.0	1:33.406
5 -	25.360	88.5	45.788	109.3	16.357	82.8	1:27.505	12 -	27.239	86.8	51.051	79.8	19.715	72.7	1:38.005
6 -	26.747	81.2	49.040	106.0	16.572	80.0	1:32.359	13 -	27.766	83.6	52.045	110.0	17.050	78.4	1:36.861
7 -	26.108	88.2	49.696	101.5	18.459	74.9	1:34.263	14 -	26.662	89.4	48.492	109.3	17.382	69.0	1:32.536
66	Kieran GRIFFIN				Scirocco 2.0 TSI GT										
1 -	90.9	47.354	106.2	<i>15.103</i>	<i>83.6</i>	1:33.680	9 -	25.707	93.9	47.077	105.5	16.647	78.8	1:29.431	
2 -	25.701	97.4	<i>45.005</i>	<i>106.9</i>	15.671	80.9	1:26.377	10 -	26.310	90.9	47.094	105.8	16.208	80.5	1:29.612
3 -	<i>25.198</i>	<i>99.0</i>	46.029	105.0	15.812	81.2	1:27.039	11 -	25.868	90.4	47.814	105.7	16.599	80.7	1:30.281

Donington Park National
Circuit Length = 1.9573 miles
Start: 17:49 End: 18:11

Weather / Track : Cloudy / Damp

Volkswagen Racing Cup Championship
RACE 14 - ROUND 10 - SECTOR ANALYSIS

4 -	25.612	92.7	47.766	105.2	16.106	78.8	1:29.484	12 -	26.017	92.8	48.090	105.5	16.659	80.4	1:30.766	
5 -	26.287	92.2	47.215	105.5	16.170	79.1	1:29.672	13 -	25.653	93.3	49.917	102.9	17.101	79.9	1:32.671	
6 -	25.974	88.4	47.955	104.2	16.144	80.7	1:30.073	14 -	26.650	88.2	49.391	104.9	16.717	81.8	1:32.758	
7 -	26.488	88.0	47.298	105.5	16.319	79.3	1:30.105	15 -	26.496	85.5	49.028	105.5	17.173	79.3	1:32.697	
8 -	26.178	89.5	47.311	104.9	16.408	79.1	1:29.897									
69	James WALKER							Golf MkV 2.0 Gti								
1 -		88.8	47.555	105.4	15.729	85.9	1:34.734	8 -	26.752	91.9	52.007	100.2	16.480	82.1	1:35.239	
2 -	25.340	82.2	46.752	103.2	20.612	36.9	1:32.704	9 -	41.368	51.1	48.914	101.5	16.242	84.5	1:46.524	
3 -	38.240	85.9	48.854	104.9	15.403	85.4	1:42.497	10 -	25.970	90.4	48.231	99.3	16.082	83.5	1:30.283	
4 -	24.761	100.0	45.777	101.7	15.565	84.8	1:26.103	11 -	39.983	53.0	49.684	103.7	16.643	83.4	1:46.310	
5 -	25.023	98.7	46.508	98.7	20.118	60.7	1:31.649	12 -	26.462	87.0	50.791	100.5	16.777	80.9	1:34.030	
6 -	26.560	98.3	46.995	98.7	20.320	61.2	1:33.875	13 -	38.761	76.4	48.935	99.7	16.662	81.5	1:44.358	
7 -	26.824	94.9	47.220	90.1	21.594	62.0	1:35.638	14 -	25.688	96.3	54.822	98.3	20.643	63.3	1:41.153	

Volkswagen Racing Cup Championship

RACE 14 - ROUND 10 - BEST SECTOR TIMES

SECTOR 1			SECTOR 2			SECTOR 3			IDEAL / BEST COMPARISON						
POS	NO	NAME	TIME	NO	NAME	TIME	NO	NAME	TIME	POS	NO	NAME	IDEAL	BEST	DIFF
1	41	DZIURZYNSKI	23.882	41	DZIURZYNSKI	43.060	41	DZIURZYNSKI	14.579	1	41	DZIURZYNSKI	1:21.521	1:21.650	0.129
2	21	GILHAM	24.019	1	FULBROOK	43.655	8	MASON	14.603	2	21	GILHAM	1:22.618	1:22.803	0.185
3	8	MASON	24.028	21	GILHAM	43.720	21	GILHAM	14.879	3	1	FULBROOK	1:22.711	1:22.758	0.047
4	1	FULBROOK	24.038	36	WALEWSKA	43.851	1	FULBROOK	15.018	4	8	MASON	1:23.101	1:23.488	0.387
5	42	DZIURZYNSKI	24.184	42	DZIURZYNSKI	44.150	42	DZIURZYNSKI	15.039	5	36	WALEWSKA	1:23.362	1:23.362	0.000
6	53	CHAPLIN	24.229	8	MASON	44.470	66	GRIFFIN	15.103	6	42	DZIURZYNSKI	1:23.373	1:23.471	0.098
7	36	WALEWSKA	24.327	14	FELIX	44.711	36	WALEWSKA	15.184	7	53	CHAPLIN	1:24.518	1:24.518	0.000
8	14	FELIX	24.731	53	CHAPLIN	44.952	53	CHAPLIN	15.337	8	14	FELIX	1:24.879	1:24.883	0.004
9	69	WALKER	24.761	9	WYHINNY	44.977	69	WALKER	15.403	9	66	GRIFFIN	1:25.306	1:26.377	1.071
10	66	GRIFFIN	25.198	66	GRIFFIN	45.005	14	FELIX	15.437	10	69	WALKER	1:25.941	1:26.103	0.162
11	20	KURTON	25.376	69	WALKER	45.777	32	DANIELS	15.656	11	9	WYHINNY	1:26.445	1:26.445	0.000
12	32	DANIELS	25.412	32	DANIELS	45.802	20	KURTON	15.686	12	32	DANIELS	1:26.870	1:27.902	1.032
13	9	WYHINNY	25.564	20	KURTON	46.643	9	WYHINNY	15.904	13	20	KURTON	1:27.705	1:27.720	0.015
14	27	SMITH	25.944	27	SMITH	47.714	44	RILEY	16.146	14	27	SMITH	1:29.960		
15	44	RILEY	25.980	44	RILEY	48.293	27	SMITH	16.302	15	44	RILEY	1:30.419	1:30.554	0.135
16	31	LOCK		31	LOCK		31	LOCK		16	31	LOCK	1:23.218	0.000	
											Perfect Lap		1:21.521		

Volkswagen Racing Cup Championship

RACE 14 - ROUND 10 - SPEED TRAPS

SECTOR 1				SECTOR 2			FINISH LINE			
POS	NO	NAME	MPH	NO	NAME	MPH	NO	NAME	MPH	
1	41	Didge DZIURZYNSKI	109.5	42	Alex DZIURZYNSKI	115.1	36	Anna WALEWSKA	89.0	
2	21	Tony GILHAM	108.4	1	Joe FULBROOK	114.7	41	Didge DZIURZYNSKI	88.9	
3	42	Alex DZIURZYNSKI	108.1	41	Didge DZIURZYNSKI	112.6	1	Joe FULBROOK	88.0	
4	8	Aaron MASON	103.1	53	Steve CHAPLIN	112.6	8	Aaron MASON	87.8	
5	20	Michael KURTON	100.9	8	Aaron MASON	112.2	21	Tony GILHAM	87.7	
6	69	James WALKER	100.0	21	Tony GILHAM	112.2	42	Alex DZIURZYNSKI	87.7	
7	1	Joe FULBROOK	99.7	36	Anna WALEWSKA	110.2	53	Steve CHAPLIN	86.9	
8	53	Steve CHAPLIN	99.4	32	Rob DANIELS	109.8	14	Peter FELIX	86.7	
9	66	Kieran GRIFFIN	99.0	14	Peter FELIX	109.1	20	Michael KURTON	86.4	
10	32	Rob DANIELS	98.7	9	Peter WYHINNY	108.9	69	James WALKER	85.9	
11	36	Anna WALEWSKA	97.1	20	Michael KURTON	108.9	32	Rob DANIELS	84.1	
12	9	Peter WYHINNY	96.6	66	Kieran GRIFFIN	106.9	66	Kieran GRIFFIN	83.6	
13	44	Robin RILEY	95.6	27	Andrew SMITH	106.0	44	Robin RILEY	82.5	
14	27	Andrew SMITH	95.3	69	James WALKER	105.4	9	Peter WYHINNY	82.1	
15	14	Peter FELIX	91.8	44	Robin RILEY	103.1	27	Andrew SMITH	80.3	
16										

Volkswagen Racing Cup Championship

RACE 14 - ROUND 10 - POSITION CHART

No	Name	Pos	Laps														
			1	2	3	4	5	6	7	8	9	10	11	12	13	14	15
14	Peter FELIX	1	14	14	1	1	41	41	41	41	41	41	41	41	41	41	41
8	Aaron MASON	2	8	1	14	41	1	1	1	1	1	1	21	21	21	21	21
1	Joe FULBROOK	3	1	8	41	21	21	21	21	21	21	21	1	1	1	1	1
21	Tony GILHAM	4	21	41	21	8	8	8	8	8	8	8	8	8	8	8	8
41	Didge DZIURZYNSKI	5	41	21	8	42	42	42	42	42	42	42	42	42	42	42	42
42	Alex DZIURZYNSKI	6	42	42	42	14	53	53	31	31	31	31	31	31	36	31	31
66	Kieran GRIFFIN	7	66	66	66	53	14	66	36	36	36	36	36	36	31	36	36
20	Michael KURTON	8	20	20	53	66	66	31	66	66	66	66	66	66	66	66	66
69	James WALKER	9	69	53	20	20	32	36	53	32	32	32	32	32	32	32	32
32	Rob DANIELS	10	32	32	32	32	31	32	32	53	53	53	53	53	53	53	53
53	Steve CHAPLIN	11	53	9	36	36	36	14	14	20	20	20	20	20	20	20	20
27	Andrew SMITH	12	27	69	31	31	20	20	20	14	44	44	44	44	44	44	44
9	Peter WYHINNY	13	9	36	69	69	69	69	69	44	14	69	69	69	69	69	69
36	Anna WALEWSKA	14	36	31	44	44	44	44	44	69	69	14	14	14	14	14	14
44	Robin RILEY	15	44	44	9												
31	Giles LOCK	16	31	27													