



# VOLKSWAGEN RACING CUP

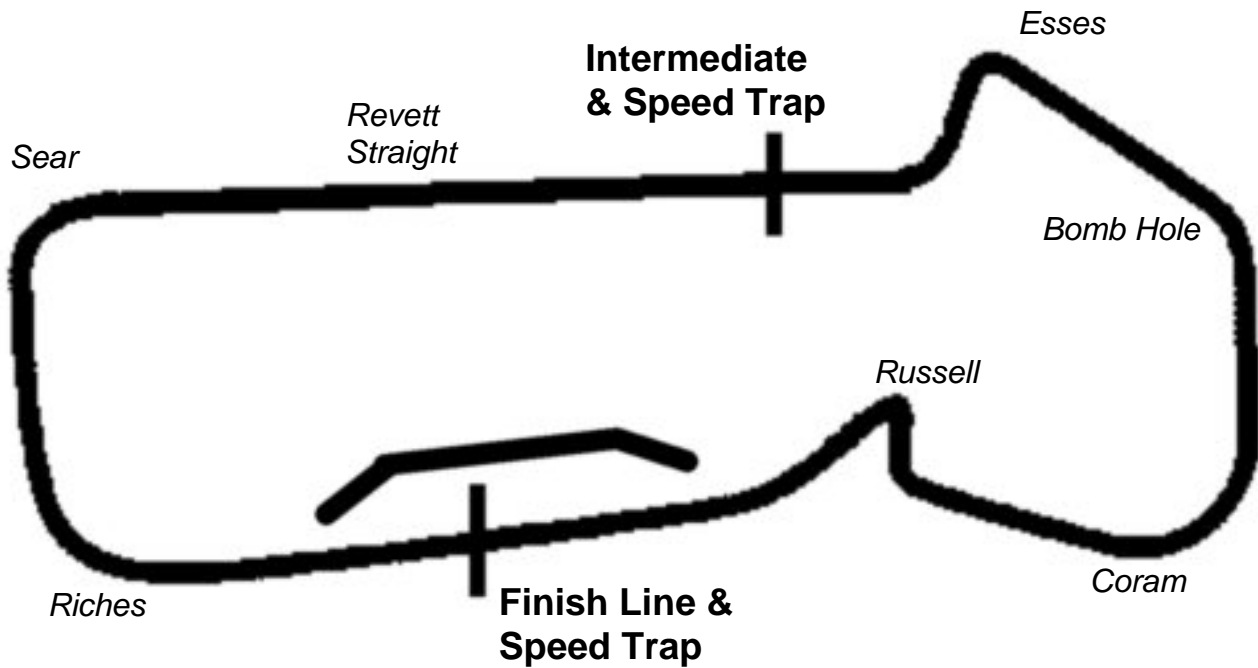
Round 7 & 8  
Snetterton

4th & 5th July 2009



Results Provided by Timing Solutions Ltd  
[www.tsl-timing.com](http://www.tsl-timing.com)

# SNETTERTON



Circuit Length:	1.952 miles / 3141.4 metres
Intermediate:	1569 metres
Pit In:	2859 metres
Pit Out:	40 metres after Finish Line
Pit In – Pit Out	246 metres, @ 60kph = 14.7 seconds, @ 80kph = 11 seconds

# Volkswagen Racing Cup Championship

## QUALIFYING - RACE 4 - ROUND 7 - CLASSIFICATION - AMENDED

POS	NO	CL	NAME	ENTRY	TIME	ON	LAPS	GAP	DIFF	MPH
1	41		<b>Didge DZIURZYNSKI</b>	Golf Mk 4	<b>1:19.809</b>	6	9			88.04
2	66		<b>Liam GRIFFIN</b>	Scirocco 2.0 TSI GT	<b>1:20.141</b>	15	15	<b>0.332</b>	0.332	87.68
3	53		<b>Steve CHAPLIN</b>	Beetle 3.2 Rsi	<b>1:20.736</b>	12	13	<b>0.927</b>	0.595	87.03
4	1		<b>Joe FULBROOK</b>	Bora 1.8T	<b>1:20.803</b>	14	14	<b>0.994</b>	0.067	86.96
5	21		<b>Richard WALKER</b>	Golf MkV 2.0 Gti	<b>1:20.823</b>	11	11	<b>1.014</b>	0.020	86.94
6	36		<b>Anna WALEWSKA</b>	Golf MkV 2.0 Gti	<b>1:20.961</b>	9	13	<b>1.152</b>	0.138	86.79
7	20		<b>Michael KURTON</b>	Scirocco 2.0 TSI GT	<b>1:20.997</b>	13	14	<b>1.188</b>	0.036	86.75
8	3		<b>Paul TAYLOR</b>	Golf MkV R32	<b>1:21.222</b>	11	13	<b>1.413</b>	0.225	86.51
9	32		<b>Kieran GRIFFIN</b>	Golf MkV 2.0 Gti	<b>1:21.927</b>	12	14	<b>2.118</b>	0.705	85.77
10	8		<b>Aaron MASON</b>	Golf MkV 2.0 Gti	<b>1:22.060</b>	6	14	<b>2.251</b>	0.133	85.63
11	99		<b>Peter LETTINGA</b>	Beetle 3.2 Rsi	<b>1:22.301</b>	8	9	<b>2.492</b>	0.241	85.38
12	7		<b>Timothy SNAYLAM</b>	Golf MkV 2.0 Gti	<b>1:22.908</b>	10	12	<b>3.099</b>	0.607	84.75
13	2		<b>Darren BLUMSON</b>	Beetle 3.2 Rsi	<b>1:23.340</b>	13	15	<b>3.531</b>	0.432	84.31
14	9		<b>Peter WYHINNY</b>	Caddy Sportline	<b>1:23.776</b>	4	13	<b>3.967</b>	0.436	83.87
15	11		<b>Barry CULLEY</b>	Vento VR6	<b>1:23.781</b>	13	14	<b>3.972</b>	0.005	83.87
16	6		<b>Paul WYHINNY</b>	Golf Mk4 V6	<b>1:24.631</b>	5	8	<b>4.822</b>	0.850	83.03
17	5		<b>Doug ROSS</b>	Polo 2.0	<b>1:25.035</b>	5	8	<b>5.226</b>	0.404	82.63
18	12		<b>Tony HABERMAN</b>	Golf Mk3 VR6	<b>1:25.329</b>	10	13	<b>5.520</b>	0.294	82.35
19	27		<b>Andrew SMITH</b>	Beetle Tdi	<b>1:26.463</b>	5	7	<b>6.654</b>	1.134	81.27
20	44		<b>Robin RILEY</b>	Golf Mk4 TDI	<b>1:27.484</b>	13	13	<b>7.675</b>	1.021	80.32
21	17		<b>Michael MCINERNEY</b>	Golf MkV 2.0 Gti	<b>1:28.352</b>	8	11	<b>8.543</b>	0.868	79.53
DQ	69		<b>James WALKER</b>	Golf MkV 2.0 Gti			13			

Car 69 - Practice times disallowed following Post Practice scrutineering

Weather / Track : Bright / Dry

These results are provisional until the conclusion of any judicial and technical matters.

Snetterton  
Circuit Length = 1.9520 miles  
Start: 15:27 End: 15:48

Clerk of Course :	Timekeeper :
-------------------	--------------

# Volkswagen Racing Cup Championship

## QUALIFYING - RACE 4 - ROUND 7 - SECTOR ANALYSIS

<b>1</b>	<b>Joe FULBROOK</b> Bora 1.8T										
1 -	Out	82.8	52.487	99.0	1:45.870	8 -	38.152	120.1	<b>43.161</b>	100.5	1:21.313
2 -	38.534	114.9	44.072	101.4	1:22.606	9 -	37.659	118.8	46.246	82.7	1:23.905
3 -	37.979	118.6	43.745	101.1	1:21.724	10 -	43.713	88.1	48.304	100.0	1:32.017
4 -	38.310	103.4	46.276	100.3	1:24.586	11 -	38.013	119.6	43.674	100.2	1:21.687
5 -	37.824	120.3	44.655	99.9	1:22.479	12 -	37.997	120.9	43.263	<b>101.7</b>	1:21.260
6 -	45.275	62.1	1:00.835	100.3	1:46.110	13 -	37.764	120.7	43.161	101.4	1:20.925
7 -	37.964	113.2	43.237	100.5	1:21.201	14 -	<b>37.633</b>	<b>121.8</b>	43.170	100.9	<b>1:20.803</b>
<b>2</b>	<b>Darren BLUMSON</b> Beetle 3.2 Rsi										
1 -	Out	92.8	48.183	96.1	1:32.198	9 -	38.930	116.7	44.609	102.3	1:23.539
2 -	39.298	113.2	45.783	99.4	1:25.081	10 -	38.777	113.9	44.727	100.9	1:23.504
3 -	39.016	118.8	45.012	101.4	1:24.028	11 -	38.653	113.2	44.881	101.1	1:23.534
4 -	38.617	102.8	45.796	99.0	1:24.413	12 -	38.696	116.7	44.807	101.1	1:23.503
5 -	38.596	120.1	44.767	101.7	1:23.363	13 -	38.692	116.5	44.648	101.2	<b>1:23.340</b>
6 -	<b>38.411</b>	<b>120.5</b>	50.921	101.8	1:29.332	14 -	38.747	116.3	<b>44.608</b>	101.2	1:23.355
7 -	38.931	109.1	44.850	101.7	1:23.781	15 -	38.995	109.7	45.094	<b>103.2</b>	1:24.089
8 -	38.585	117.5	45.034	101.2	1:23.619						
<b>3</b>	<b>Paul TAYLOR</b> Golf MkV R32										
1 -	Out	95.3	46.095	99.9	1:33.421	8 -	Out	118.1	44.064	100.3	1:24.667
2 -	38.138	121.8	43.800	100.8	1:21.938	9 -	38.165	120.7	43.923	101.1	1:22.088
3 -	37.977	122.2	43.689	101.1	1:21.666	10 -	37.948	122.5	43.526	101.1	1:21.474
4 -	38.026	122.2	43.926	101.5	1:21.952	11 -	37.979	122.5	<b>43.243</b>	<b>101.7</b>	<b>1:21.222</b>
5 -	38.324	121.8	43.412	101.2	1:21.736	12 -	37.929	122.5	43.475	101.1	1:21.404
6 -	38.207	122.7	43.529	<b>101.7</b>	1:21.736	13 -	<b>37.875</b>	<b>124.5</b>	43.531	101.1	1:21.406
7 -	38.110	123.1	In		4:43.783P						
<b>5</b>	<b>Doug ROSS</b> Polo 2.0										
1 -	Out	90.2	50.060	87.5	1:37.129	5 -	<b>39.165</b>	<b>113.7</b>	<b>45.870</b>	97.5	<b>1:25.035</b>
2 -	42.902	106.9	47.435	97.3	1:30.337	6 -	39.194	106.9	46.198	96.6	1:25.392
3 -	39.357	109.7	46.348	97.8	1:25.705	7 -	39.433	108.9	46.939	86.5	1:26.372
4 -	39.413	106.7	46.995	<b>98.1</b>	1:26.408	8 -	47.594	76.1	50.135	95.6	1:37.729
<b>6</b>	<b>Paul WYHINNY</b> Golf Mk4 V6										
1 -	Out	79.9	55.283	95.1	1:47.265	5 -	<b>39.014</b>	111.5	<b>45.617</b>	<b>99.0</b>	<b>1:24.631</b>
2 -	42.374	96.4	50.517	98.5	1:32.891	6 -	39.082	105.8	49.072	98.7	1:28.154
3 -	42.232	101.4	46.352	90.0	1:28.584	7 -	39.040	111.5	47.183	82.2	1:26.223
4 -	40.464	<b>113.6</b>	45.868	98.1	1:26.332	8 -	44.668	92.3	In		3:10.217P
<b>7</b>	<b>Timothy SNAYLAM</b> Golf MkV 2.0 Gti										
1 -	Out	86.5	49.916	100.9	1:37.385	7 -	38.779	110.7	44.821	<b>102.8</b>	1:23.600
2 -	40.589	99.6	48.651	102.5	1:29.240	8 -	38.749	115.1	In		2:38.320P
3 -	40.310	104.7	45.554	102.1	1:25.864	9 -	Out	106.4	46.320	102.3	1:30.300
4 -	38.768	111.8	44.783	102.5	1:23.551	10 -	38.549	<b>116.3</b>	<b>44.359</b>	<b>102.8</b>	<b>1:22.908</b>
5 -	38.734	110.7	In		2:55.839P	11 -	38.760	107.0	44.513	102.1	1:23.273
6 -	Out	92.8	47.021	102.1	1:34.014	12 -	<b>38.221</b>	115.1	44.757	102.1	1:22.978
<b>8</b>	<b>Aaron MASON</b> Golf MkV 2.0 Gti										
1 -	Out	91.4	48.129	102.0	1:33.048	8 -	39.653	99.1	In		2:21.227P
2 -	39.446	104.2	45.836	<b>102.5</b>	1:25.282	9 -	Out	99.9	47.544	100.3	1:28.486
3 -	38.741	111.1	44.559	101.4	1:23.300	10 -	38.365	100.9	45.756	101.1	1:24.121
4 -	38.126	115.3	44.173	101.2	1:22.299	11 -	39.459	112.8	<b>43.966</b>	100.8	1:23.425
5 -	38.100	115.1	44.056	101.8	1:22.156	12 -	38.066	112.6	44.211	100.9	1:22.277
6 -	<b>37.865</b>	114.9	44.195	101.7	<b>1:22.060</b>	13 -	38.055	<b>117.9</b>	44.313	100.6	1:22.368
7 -	37.934	113.7	44.249	101.5	1:22.183	14 -	38.048	116.9	45.136	100.5	1:23.184
<b>9</b>	<b>Peter WYHINNY</b> Caddy Sportline										
1 -	Out	91.7	48.848	98.1	1:39.178	8 -	39.834	114.5	44.489	97.8	1:24.323
2 -	42.891	89.7	52.900	<b>98.5</b>	1:35.791	9 -	39.298	114.7	45.546	98.4	1:24.844
3 -	39.309	115.7	45.043	98.0	1:24.352	10 -	39.488	114.1	44.825	97.4	1:24.313
4 -	39.297	<b>116.1</b>	<b>44.479</b>	<b>98.5</b>	<b>1:23.776</b>	11 -	39.825	112.6	46.693	72.6	1:26.518
5 -	<b>39.138</b>	113.2	50.914	<b>98.5</b>	1:30.052	12 -	48.547	107.9	45.561	96.7	1:34.108

Snetterton  
Circuit Length = 1.9520 miles  
Start: 15:27 End: 15:48

Weather / Track : Bright / Dry

# Volkswagen Racing Cup Championship

## QUALIFYING - RACE 4 - ROUND 7 - SECTOR ANALYSIS

6-	41.568	74.3	46.891	98.1	1:28.459	13-	39.250	115.1	44.988	92.2	1:24.238
7-	39.334	114.9	44.707	97.8	1:24.041						
<b>11</b>	<b>Barry CULLEY</b>					Vento VR6					
1-	Out	90.4	51.289	95.7	1:39.046	8-	38.941	<b>113.6</b>	45.670	99.3	1:24.611
2-	40.892	101.5	47.932	100.2	1:28.824	9-	39.036	110.4	45.483	98.0	1:24.519
3-	39.535	105.7	46.677	99.7	1:26.212	10-	47.589	87.3	54.699	77.2	1:42.288
4-	40.226	103.1	47.650	<b>101.5</b>	1:27.876	11-	50.216	94.9	45.373	101.4	1:35.589
5-	41.054	97.5	47.139	100.9	1:28.193	12-	39.358	107.4	46.985	100.8	1:26.343
6-	40.123	104.9	46.286	100.0	1:26.409	13-	<b>38.530</b>	113.4	45.251	99.1	<b>1:23.781</b>
7-	38.879	110.6	45.200	100.2	1:24.079	14-	38.715	111.8	<b>45.148</b>	98.1	1:23.863
<b>12</b>	<b>Tony HABERMAN</b>					Golf Mk3 VR6					
1-	Out	87.0	51.931	<b>99.3</b>	1:37.034	8-	39.725	113.0	46.090	96.4	1:25.815
2-	39.829	102.9	46.572	98.1	1:26.401	9-	44.194	96.3	47.181	97.3	1:31.375
3-	<b>39.324</b>	111.7	46.668	96.6	1:25.992	10-	39.667	<b>115.1</b>	<b>45.662</b>	97.0	<b>1:25.329</b>
4-	40.169	106.7	46.501	96.0	1:26.670	11-	39.505	113.6	46.480	94.9	1:25.985
5-	39.499	113.4	46.306	96.6	1:25.805	12-	39.910	111.5	46.148	93.7	1:26.058
6-	42.083	108.2	In		3:10.672P	13-	46.854	72.5	49.732	78.1	1:36.586
7-	Out	81.8	49.074	96.7	1:33.531						
<b>17</b>	<b>Michael MCINERNEY</b>					Golf MkV 2.0 Gti					
1-	Out	89.7	50.884	<b>100.8</b>	1:37.886	7-	41.089	104.4	<b>47.321</b>	<b>100.8</b>	1:28.410
2-	41.756	99.7	48.338	100.3	1:30.094	8-	40.939	104.5	47.413	99.9	<b>1:28.352</b>
3-	40.940	103.9	48.279	100.2	1:29.219	9-	40.811	101.4	48.311	99.6	1:29.122
4-	40.865	100.3	48.197	99.3	1:29.062	10-	40.366	103.1	48.106	100.6	1:28.472
5-	42.357	98.7	49.363	99.7	1:31.720	11-	40.256	98.5	48.355	100.2	1:28.611
6-	41.334	97.4	48.190	100.2	1:29.524						
<b>20</b>	<b>Michael KURTON</b>					Scirocco 2.0 TSI GT					
1-	Out	90.2	49.249	102.1	1:34.629	8-	37.817	<b>117.7</b>	43.456	103.1	1:21.273
2-	39.776	100.3	46.080	102.6	1:25.856	9-	38.758	91.6	51.073	101.2	1:29.831
3-	38.981	99.4	46.353	102.5	1:25.334	10-	38.066	111.3	In		2:09.085P
4-	38.575	115.7	44.642	103.1	1:23.217	11-	Out	111.5	44.644	102.8	1:24.934
5-	38.296	114.7	43.764	102.6	1:22.060	12-	39.207	117.1	45.359	102.5	1:24.566
6-	37.726	115.5	43.573	<b>103.4</b>	1:21.299	13-	<b>37.722</b>	117.1	<b>43.275</b>	102.6	<b>1:20.997</b>
7-	37.890	115.1	44.019	102.3	1:21.909	14-	38.659	107.0	45.341	102.3	1:24.000
<b>21</b>	<b>Richard WALKER</b>					Golf MkV 2.0 Gti					
1-	Out	79.0	51.364	101.8	1:35.472	7-	39.252	90.0	51.921	100.9	1:31.173
2-	38.082	121.1	43.772	102.0	1:21.854	8-	56.532	91.4	In		2:56.196P
3-	<b>37.595</b>	120.7	43.601	102.3	1:21.196	9-	Out	72.2	52.471	100.3	1:45.620
4-	37.799	<b>123.1</b>	43.167	102.0	1:20.966	10-	38.127	119.4	48.058	99.3	1:26.185
5-	39.515	103.1	47.805	102.1	1:27.320	11-	37.666	120.9	<b>43.157</b>	99.3	<b>1:20.823</b>
6-	37.803	109.5	59.273	<b>102.5</b>	1:37.076						
<b>27</b>	<b>Andrew SMITH</b>					Beetle Tdi					
1-	Out	52.4	In		3:49.252P	5-	40.317	101.8	<b>46.146</b>	94.0	<b>1:26.463</b>
2-	Out	99.6	46.844	95.2	1:32.090	6-	41.167	104.0	In		2:50.869P
3-	40.263	102.6	47.142	93.9	1:27.405	7-	Out	<b>111.1</b>	48.600	88.7	1:33.642
4-	<b>40.059</b>	99.9	46.919	<b>95.9</b>	1:26.978						
<b>32</b>	<b>Kieran GRIFFIN</b>					Golf MkV 2.0 Gti					
1-	Out	87.6	49.760	99.7	1:35.744	8-	38.447	113.0	43.527	<b>100.5</b>	1:21.974
2-	40.272	103.7	46.522	100.3	1:26.794	9-	41.188	105.2	46.560	99.9	1:27.748
3-	38.844	111.5	44.693	99.7	1:23.537	10-	38.493	114.1	43.819	98.1	1:22.312
4-	38.783	106.2	49.283	<b>100.5</b>	1:28.066	11-	43.054	98.7	47.645	100.3	1:30.699
5-	38.970	101.1	46.489	<b>100.5</b>	1:25.459	12-	<b>38.424</b>	<b>116.5</b>	<b>43.503</b>	100.3	<b>1:21.927</b>
6-	39.377	109.3	46.119	99.6	1:25.496	13-	38.533	<b>116.5</b>	43.814	99.3	1:22.347
7-	38.449	<b>116.5</b>	43.973	100.3	1:22.422	14-	41.118	98.1	50.387	83.9	1:31.505
<b>36</b>	<b>Anna WALEWSKA</b>					Golf MkV 2.0 Gti					
1-	Out	94.3	47.696	101.7	1:32.494	8-	38.114	101.1	45.528	103.6	1:23.642
2-	40.883	100.9	45.641	100.9	1:26.524	9-	<b>37.795</b>	111.3	<b>43.166</b>	103.6	<b>1:20.961</b>

Snetterton  
Circuit Length = 1.9520 miles  
Start: 15:27 End: 15:48

Weather / Track : Bright / Dry

# Volkswagen Racing Cup Championship

## QUALIFYING - RACE 4 - ROUND 7 - SECTOR ANALYSIS

3 -	39.470	106.4	44.612	102.6	1:24.082	10 -	38.415	113.2	43.464	103.4	1:21.879
4 -	38.222	116.3	43.190	102.6	1:21.412	11 -	38.024	113.9	43.237	<b>103.7</b>	1:21.261
5 -	38.232	108.6	43.994	86.5	1:22.226	12 -	38.773	113.7	46.080	103.2	1:24.853
6 -	38.814	111.7	43.608	98.7	1:22.422	13 -	37.825	113.0	44.012	102.6	1:21.837
7 -	38.441	110.7	43.420	102.5	1:21.861						
<b>41</b>	<b>Didge DZIURZYNSKI</b>					<b>Golf Mk 4</b>					
1 -	Out	106.2	47.548	103.1	1:32.810	6 -	<b>36.996</b>	<b>126.1</b>	42.813	104.0	<b>1:19.809</b>
2 -	38.803	112.0	45.697	103.4	1:24.500	7 -	37.460	125.0	42.632	104.0	1:20.092
3 -	38.486	122.2	43.619	103.7	1:22.105	8 -	37.292	121.6	43.893	<b>104.7</b>	1:21.185
4 -	37.369	124.0	43.317	103.6	1:20.686	9 -	37.247	125.7	42.626	103.9	1:19.873
5 -	37.681	124.3	<b>42.479</b>	104.5	1:20.160						
<b>44</b>	<b>Robin RILEY</b>					<b>Golf Mk4 TDI</b>					
1 -	Out	77.0	54.974	93.2	1:43.383	8 -	40.750	104.0	47.746	97.8	1:28.496
2 -	42.556	94.1	49.419	97.1	1:31.975	9 -	40.415	105.4	48.452	95.3	1:28.867
3 -	40.997	102.1	48.606	97.7	1:29.603	10 -	41.104	<b>113.2</b>	47.354	97.8	1:28.458
4 -	<b>40.304</b>	102.5	In		2:12.842P	11 -	40.330	106.0	48.803	95.9	1:29.133
5 -	Out	78.6	49.691	<b>98.0</b>	1:43.607	12 -	40.452	105.0	48.178	97.0	1:28.630
6 -	40.506	102.3	49.345	95.9	1:29.851	13 -	40.387	109.3	<b>47.097</b>	<b>98.0</b>	<b>1:27.484</b>
7 -	42.705	100.8	48.216	97.3	1:30.921						
<b>53</b>	<b>Steve CHAPLIN</b>					<b>Beetle 3.2 Rsi</b>					
1 -	Out	88.8	53.764	100.9	1:46.301	8 -	37.225	121.1	44.030	<b>102.9</b>	1:21.255
2 -	38.948	112.4	45.403	102.8	1:24.351	9 -	37.638	120.5	43.954	102.8	1:21.592
3 -	38.375	119.0	43.710	102.6	1:22.085	10 -	39.532	94.5	In		2:17.817P
4 -	37.794	121.4	43.953	102.8	1:21.747	11 -	Out	117.3	44.442	<b>102.9</b>	1:26.993
5 -	37.439	<b>122.0</b>	48.830	96.1	1:26.269	12 -	37.338	120.1	<b>43.398</b>	<b>102.9</b>	<b>1:20.736</b>
6 -	40.818	84.2	In		2:08.176P	13 -	<b>37.143</b>	119.4	43.623	102.6	1:20.766
7 -	Out	103.6	45.119	102.6	1:28.699						
<b>66</b>	<b>Liam GRIFFIN</b>					<b>Scirocco 2.0 TSI GT</b>					
1 -	Out	93.1	47.864	98.1	1:34.512	9 -	38.056	116.3	43.835	<b>100.2</b>	1:21.891
2 -	39.801	110.0	45.860	98.3	1:25.661	10 -	38.747	115.7	43.549	<b>100.2</b>	1:22.296
3 -	38.622	114.5	44.628	98.8	1:23.250	11 -	37.951	116.7	43.055	100.0	1:21.006
4 -	38.301	117.1	44.101	99.1	1:22.402	12 -	37.947	115.5	47.132	99.9	1:25.079
5 -	38.100	113.9	43.615	99.4	1:21.715	13 -	37.797	116.7	43.078	99.3	1:20.875
6 -	37.976	116.7	43.384	100.0	1:21.360	14 -	37.648	117.7	45.787	98.8	1:23.435
7 -	38.094	116.9	44.099	92.6	1:22.193	15 -	<b>37.522</b>	<b>118.8</b>	<b>42.619</b>	99.1	<b>1:20.141</b>
8 -	42.668	102.6	45.178	99.6	1:27.846						
<b>69</b>	<b>James WALKER</b>					<b>Golf MkV 2.0 Gti</b>					
1 -	Out	78.1	50.486	103.2	1:35.857	8 -	37.797	118.8	43.217	<b>104.0</b>	1:21.014
2 -	38.815	118.6	44.506	103.6	1:23.321	9 -	38.079	116.7	44.774	102.0	1:22.853
3 -	37.795	119.0	44.228	102.3	1:22.023	10 -	37.594	119.8	44.999	96.0	1:22.593
4 -	37.865	<b>122.2</b>	43.235	103.1	1:21.100	11 -	44.088	88.7	48.182	103.2	1:32.270
5 -	37.492	<b>122.2</b>	In		3:12.308P	12 -	37.426	120.7	<b>42.757</b>	103.1	<b>1:20.183</b>
6 -	Out	84.8	47.804	101.5	1:32.878	13 -	<b>37.418</b>	120.3	42.767	103.6	1:20.185
7 -	38.040	116.7	43.969	101.7	1:22.009						
<b>99</b>	<b>Peter LETTINGA</b>					<b>Beetle 3.2 Rsi</b>					
1 -	Out	83.8	52.506	101.2	1:45.902	6 -	38.694	117.9	44.363	102.6	1:23.057
2 -	38.639	115.9	44.420	101.5	1:23.059	7 -	39.069	106.0	<b>44.088</b>	101.5	1:23.157
3 -	38.022	119.8	44.341	101.8	1:22.363	8 -	38.172	113.2	44.129	101.2	<b>1:22.301</b>
4 -	38.023	114.3	45.485	100.3	1:23.508	9 -	<b>37.816</b>	118.4	49.356	83.8	1:27.172
5 -	38.634	<b>122.2</b>	44.730	<b>102.8</b>	1:23.364						

Weather / Track : Bright / Dry

Snetterton  
Circuit Length = 1.9520 miles  
Start: 15:27 End: 15:48

# Volkswagen Racing Cup Championship

## QUALIFYING - RACE 4 - ROUND 7 - BEST SECTOR TIMES

SECTOR 1			SECTOR 2			IDEAL / BEST COMPARISON						
POS	NO	NAME	TIME	NO	NAME	TIME	POS	NO	NAME	IDEAL	BEST	DIFF
1	41	DZIURZYNSKI	36.996	41	DZIURZYNSKI	42.479	1	41	DZIURZYNSKI	1:19.475	1:19.809	0.334
2	53	CHAPLIN	37.143	66	GRIFFIN	42.619	2	66	GRIFFIN	1:20.141	1:20.141	0.000
3	69	WALKER	37.418	69	WALKER	42.757	3	69	WALKER	1:20.175	1:20.183	0.008
4	66	GRIFFIN	37.522	21	WALKER	43.157	4	53	CHAPLIN	1:20.541	1:20.736	0.195
5	21	WALKER	37.595	1	FULBROOK	43.161	5	21	WALKER	1:20.752	1:20.823	0.071
6	1	FULBROOK	37.633	36	WALEWSKA	43.166	6	1	FULBROOK	1:20.794	1:20.803	0.009
7	20	KURTON	37.722	3	TAYLOR	43.243	7	36	WALEWSKA	1:20.961	1:20.961	0.000
8	36	WALEWSKA	37.795	20	KURTON	43.275	8	20	KURTON	1:20.997	1:20.997	0.000
9	99	LETTINGA	37.816	53	CHAPLIN	43.398	9	3	TAYLOR	1:21.118	1:21.222	0.104
10	8	MASON	37.865	32	GRIFFIN	43.503	10	8	MASON	1:21.831	1:22.060	0.229
11	3	TAYLOR	37.875	8	MASON	43.966	11	99	LETTINGA	1:21.904	1:22.301	0.397
12	7	SNAYLAM	38.221	99	LETTINGA	44.088	12	32	GRIFFIN	1:21.927	1:21.927	0.000
13	2	BLUMSON	38.411	7	SNAYLAM	44.359	13	7	SNAYLAM	1:22.580	1:22.908	0.328
14	32	GRIFFIN	38.424	9	WYHINNY	44.479	14	2	BLUMSON	1:23.019	1:23.340	0.321
15	11	CULLEY	38.530	2	BLUMSON	44.608	15	9	WYHINNY	1:23.617	1:23.776	0.159
16	6	WYHINNY	39.014	11	CULLEY	45.148	16	11	CULLEY	1:23.678	1:23.781	0.103
17	9	WYHINNY	39.138	6	WYHINNY	45.617	17	6	WYHINNY	1:24.631	1:24.631	0.000
18	5	ROSS	39.165	12	HABERMAN	45.662	18	12	HABERMAN	1:24.986	1:25.329	0.343
19	12	HABERMAN	39.324	5	ROSS	45.870	19	5	ROSS	1:25.035	1:25.035	0.000
20	27	SMITH	40.059	27	SMITH	46.146	20	27	SMITH	1:26.205	1:26.463	0.258
21	17	MCINERNEY	40.073	44	RILEY	47.097	21	17	MCINERNEY	1:27.394	1:28.352	0.958
22	44	RILEY	40.304	17	MCINERNEY	47.321	22	44	RILEY	1:27.401	1:27.484	0.083
									Perfect lap	1:19.475		

**Volkswagen Racing Cup Championship**  
**QUALIFYING - RACE 4 - ROUND 7 - SPEED TRAPS**

SECTOR 1				SECTOR 2			FINISH LINE			
POS	NO	NAME	MPH	NO	NAME	MPH	NO	NAME	MPH	
1	41	Didge DZIURZYNSKI	126.1				41	Didge DZIURZYNSKI	104.7	
2	3	Paul TAYLOR	124.5				69	James WALKER	104.0	
3	21	Richard WALKER	123.1				36	Anna WALEWSKA	103.7	
4	69	James WALKER	122.2				20	Michael KURTON	103.4	
5	99	Peter LETTINGA	122.2				2	Darren BLUMSON	103.2	
6	53	Steve CHAPLIN	122.0				53	Steve CHAPLIN	102.9	
7	1	Joe FULBROOK	121.8				7	Timothy SNAYLAM	102.8	
8	2	Darren BLUMSON	120.5				99	Peter LETTINGA	102.8	
9	66	Liam GRIFFIN	118.8				8	Aaron MASON	102.5	
10	8	Aaron MASON	117.9				21	Richard WALKER	102.5	
11	20	Michael KURTON	117.7				1	Joe FULBROOK	101.7	
12	36	Anna WALEWSKA	117.1				3	Paul TAYLOR	101.7	
13	32	Kieran GRIFFIN	116.5				11	Barry CULLEY	101.5	
14	7	Timothy SNAYLAM	116.3				17	Michael MCINERNEY	100.8	
15	9	Peter WYHINNY	116.1				32	Kieran GRIFFIN	100.5	
16	12	Tony HABERMAN	115.1				66	Liam GRIFFIN	100.2	
17	5	Doug ROSS	113.7				12	Tony HABERMAN	99.3	
18	6	Paul WYHINNY	113.6				6	Paul WYHINNY	99.0	
19	11	Barry CULLEY	113.6				9	Peter WYHINNY	98.5	
20	44	Robin RILEY	113.2				5	Doug ROSS	98.1	
21	27	Andrew SMITH	111.1				44	Robin RILEY	98.0	
22	17	Michael MCINERNEY	104.7				27	Andrew SMITH	95.9	

Weather / Track : Bright / Dry


www.tsl-timing.com

Snetterton  
 Circuit Length = 1.9520 miles  
 Start: 15:27 End: 15:48

Printed - 15.49 Saturday, 04 July 2009

# Volkswagen Racing Cup Championship

## RACE 4 - ROUND 7 - GRID - AMENDED

ROW 11	1:28.352 17 Michael MCINERNEY	69 James WALKER
ROW 10	1:26.463 27 Andrew SMITH	44 Robin RILEY
ROW 9	1:25.035 5 Doug ROSS	12 Tony HABERMAN
ROW 8	1:23.781 11 Barry CULLEY	6 Paul WYHINNY
ROW 7	1:23.340 2 Darren BLUMSON	9 Peter WYHINNY
ROW 6	1:22.301 99 Peter LETTINGA	7 Timothy SNAYLAM
ROW 5	1:21.927 32 Kieran GRIFFIN	8 Aaron MASON
ROW 4	1:20.997 20 Michael KURTON	3 Paul TAYLOR
ROW 3	1:20.823 21 Richard WALKER	36 Anna WALEWSKA
ROW 2	1:20.736 53 Steve CHAPLIN	1 Joe FULBROOK
ROW 1	1:19.809 41 Didge DZIURZYNSKI	66 Liam GRIFFIN
<b>Pole</b>		
		

Snetterton  
Circuit Length = 1.9520 miles

**These results are provisional until the conclusion of any judicial and technical matters.**

Clerk of Course :	Timekeeper :
-------------------	--------------

# Volkswagen Racing Cup Championship

## RACE 4 - ROUND 7 - CLASSIFICATION

POS	NO	CL	NAME	ENTRY	LAPS	TIME	GAP	DIFF	MPH	BEST	ON
1	41		<b>Didge DZIURZYNSKI</b>	Golf Mk 4	15	20:18.055			86.53	1:19.450	9
2	53		<b>Steve CHAPLIN</b>	Beetle 3.2 Rsi	15	20:21.491	<b>3.436</b>	3.436	86.29	1:19.709	8
3	69		<b>James WALKER</b>	Golf MkV 2.0 Gti	15	20:21.762	<b>3.707</b>	0.271	86.27	1:19.683	3
4	21		<b>Richard WALKER</b>	Golf MkV 2.0 Gti	15	20:33.835	<b>15.780</b>	12.073	85.43	1:20.542	8
5	8		<b>Aaron MASON</b>	Golf MkV 2.0 Gti	15	20:35.884	<b>17.829</b>	2.049	85.28	1:19.960	9
6	3		<b>Paul TAYLOR</b>	Golf MkV R32	15	20:35.917	<b>17.862</b>	0.033	85.28	1:21.064	8
7	36		<b>Anna WALEWSKA</b>	Golf MkV 2.0 Gti	15	20:40.243	<b>22.188</b>	4.326	84.98	1:21.263	8
8	20		<b>Michael KURTON</b>	Scirocco 2.0 TSI GT	15	20:42.525	<b>24.470</b>	2.282	84.83	1:20.546	15
9	99		<b>Peter LETTINGA</b>	Beetle 3.2 Rsi	15	20:44.248	<b>26.193</b>	1.723	84.71	1:21.232	15
10	32		<b>Kieran GRIFFIN</b>	Golf MkV 2.0 Gti	15	20:44.979	<b>26.924</b>	0.731	84.66	1:21.053	11
11	66		<b>Liam GRIFFIN</b>	Scirocco 2.0 TSI GT	15	21:06.638	<b>48.583</b>	21.659	83.21	1:20.455	6
12	2		<b>Darren BLUMSON</b>	Beetle 3.2 Rsi	15	21:16.757	<b>58.702</b>	10.119	82.55	1:21.106	6
13	6		<b>Paul WYHINNY</b>	Golf Mk4 V6	15	21:18.226	<b>1:00.171</b>	1.469	82.46	1:23.288	3
14	27		<b>Andrew SMITH</b>	Beetle Tdi	15	21:33.426	<b>1:15.371</b>	15.200	81.49	1:24.216	9
15	44		<b>Robin RILEY</b>	Golf Mk4 TDI	14	20:39.643	<b>1 lap</b>	1 lap	79.36	1:25.356	12
16	17		<b>Michael MCINERNEY</b>	Golf MkV 2.0 Gti	14	20:40.180	<b>1 lap</b>	0.537	79.32	1:25.641	13

### NOT CLASSIFIED

<i>DNC</i>	9		<b>Peter WYHINNY</b>	Caddy Sportline	11	21:34.229	<b>4 laps</b>	3 laps	59.72	1:23.244	3
<i>DNF</i>	1		<b>Joe FULBROOK</b>	Bora 1.8T	9	12:20.639	<b>6 laps</b>	2 laps	85.39	1:20.618	8
<i>DNF</i>	7		<b>Timothy SNAYLAM</b>	Golf MkV 2.0 Gti	9	14:15.742	<b>6 laps</b>	26.721	73.90	1:21.376	6
<i>DNF</i>	12		<b>Tony HABERMAN</b>	Golf Mk3 VR6	4	7:23.411	<b>11 laps</b>	5 laps	63.39	1:25.292	2
<i>DNF</i>	11		<b>Barry CULLEY</b>	Vento VR6	0						

### FASTEST LAP

41	<b>Didge DZIURZYNSKI</b>	Golf Mk 4	9	1:19.450	88.44 mph	142.34 kph
----	--------------------------	-----------	---	----------	-----------	------------

Weather / Track : Cloudy / Dry

These results are provisional until the conclusion of any judicial and technical matters.

Snetterton  
Circuit Length = 1.9520 miles  
Start: 09:21 End: 09:43

Clerk of Course :	Timekeeper :
-------------------	--------------

# Volkswagen Racing Cup Championship

## RACE 4 - ROUND 7 - LAP CHART

Lap 1			Lap 2			Lap 3			Lap 4			Lap 5		
No	Behind	Laptime	No	Behind	Laptime	No	Behind	Laptime	No	Behind	Laptime	No	Behind	Laptime
3		1:29.916	3		1:21.542	3		1:21.244	41		1:21.227	41		1:20.311
41	0.303	1:30.219	41	0.161	1:21.400	41	0.089	1:21.172	3	0.114	1:21.430	3	1.448	1:21.645
53	1.368	1:31.284	53	1.099	1:21.273	53	1.139	1:21.284	53	0.957	1:21.134	53	1.874	1:21.228
21	1.536	1:31.452	21	1.396	1:21.402	21	1.358	1:21.206	21	1.258	1:21.216	1	2.225	1:20.856
1	2.325	1:32.241	1	2.337	1:21.554	1	1.929	1:20.836	1	1.680	1:21.067	69	2.293	1:20.448
66	2.623	1:32.539	66	2.938	1:21.857	66	2.552	1:20.858	69	2.156	1:20.739	66	3.232	1:20.749
8	3.294	1:33.210	8	3.675	1:21.923	69	2.733	1:19.683	66	2.794	1:21.558	8	5.123	1:21.725
99	3.811	1:33.727	69	4.294	1:20.383	8	4.111	1:21.680	8	3.709	1:20.914	21	7.909	1:26.962
36	4.065	1:33.981	99	5.516	1:23.247	99	6.604	1:22.332	99	7.248	1:21.960	99	9.103	1:22.166
9	5.441	1:35.357	36	5.990	1:23.467	36	7.047	1:22.301	36	7.489	1:21.758	36	9.299	1:22.121
69	5.453	1:35.369	9	7.392	1:23.493	20	9.219	1:22.184	20	8.869	1:20.966	20	10.131	1:21.573
20	6.810	1:36.726	20	8.279	1:23.011	9	9.392	1:23.244	7	10.752	1:21.896	7	11.952	1:21.511
32	7.093	1:37.009	7	9.369	1:22.969	7	10.172	1:22.047	32	12.066	1:22.676	32	13.282	1:21.527
7	7.942	1:37.858	32	10.116	1:24.565	32	10.706	1:21.834	9	12.080	1:24.004	2	13.858	1:21.281
2	8.361	1:38.277	2	10.856	1:24.037	2	12.229	1:22.617	2	12.888	1:21.975	9	15.718	1:23.949
6	9.421	1:39.337	6	11.601	1:23.722	6	13.645	1:23.288	6	16.345	1:24.016	6	19.417	1:23.383
12	9.796	1:39.712	12	13.546	1:25.292	27	18.936	1:25.770	27	22.440	1:24.820	27	27.720	1:25.591
27	10.212	1:40.128	27	14.410	1:25.740	12	19.256	1:26.954	12	23.278	1:25.338	17	40.645	1:28.096
17	10.867	1:40.783	17	17.583	1:28.258	17	25.503	1:29.164	17	32.860	1:28.673	44	41.834	1:28.477
44	12.200	1:42.116	44	18.766	1:28.108	44	26.674	1:29.152	44	33.668	1:28.310			

# Volkswagen Racing Cup Championship

## RACE 4 - ROUND 7 - LAP CHART

Lap 6			Lap 7			Lap 8			Lap 9			Lap 10		
No	Behind	Laptime	No	Behind	Laptime	No	Behind	Laptime	No	Behind	Laptime	No	Behind	Laptime
41		1:20.082	41		1:20.244	41		1:20.171	41		1:19.450	41		1:20.788
53	2.067	1:20.275	53	1.742	1:19.919	53	1.280	1:19.709	53	1.705	1:19.875	53	0.930	1:20.013
3	2.622	1:21.256	3	3.449	1:21.071	69	3.137	1:19.802	69	3.582	1:19.895	69	3.070	1:20.276
69	2.813	1:20.602	69	3.506	1:20.937	3	4.342	1:21.064	1	6.363	1:21.175	3	9.271	1:23.598
1	3.402	1:21.259	1	4.191	1:21.033	1	4.638	1:20.618	3	6.461	1:21.569	66	9.526	1:23.777
66	3.605	1:20.455	66	4.362	1:21.001	66	4.878	1:20.687	66	6.537	1:21.109	21	11.457	1:21.110
8	5.703	1:20.662	8	5.594	1:20.135	8	6.198	1:20.775	8	6.708	1:19.960	8	11.983	1:26.063
21	8.898	1:21.071	21	9.490	1:20.836	21	9.861	1:20.542	21	11.135	1:20.724	36	17.320	1:21.623
99	10.574	1:21.553	36	13.235	1:22.835	36	14.327	1:21.263	36	16.485	1:21.608	99	19.191	1:21.915
36	10.644	1:21.427	99	14.117	1:23.787	99	16.128	1:22.182	99	18.064	1:21.386	20	19.298	1:21.712
20	11.222	1:21.173	20	14.208	1:23.230	20	16.478	1:22.441	20	18.374	1:21.346	32	21.290	1:21.607
7	13.246	1:21.376	7	14.707	1:21.705	32	17.783	1:21.589	32	20.471	1:22.138	2	36.932	1:24.254
2	14.882	1:21.106	2	15.892	1:21.254	7	30.456	1:35.920	7	33.084	1:22.078	6	41.145	1:25.634
32	15.264	1:22.064	32	16.365	1:21.345	2	31.186	1:35.465	2	33.466	1:21.730	27	52.462	1:26.195
9	19.298	1:23.662	6	26.869	1:24.104	6	32.385	1:25.687	6	36.299	1:23.364	17	1:17.154	1:26.872
6	23.009	1:23.674	27	37.833	1:25.179	27	42.289	1:24.627	27	47.055	1:24.216	44	1:18.179	1:26.962
27	32.898	1:25.260	17	55.657	1:27.463	17	1:03.625	1:28.139	17	1:11.070	1:26.895			
17	48.438	1:27.875	44	56.598	1:27.634	44	1:03.886	1:27.459	44	1:12.005	1:27.569			
44	49.208	1:27.456												

# Volkswagen Racing Cup Championship

## RACE 4 - ROUND 7 - LAP CHART

Lap 11			Lap 12			Lap 13			Lap 14			Lap 15		
No	Behind	Laptime	No	Behind	Laptime	No	Behind	Laptime	No	Behind	Laptime	No	Behind	Laptime
41		1:19.840	41		1:19.661	41		1:20.089	41		1:21.221	41		1:22.180
53	1.841	1:20.751	53	4.316	1:22.136	53	4.889	1:20.662	69	5.070	1:21.245	53	3.436	1:20.535
69	4.132	1:20.902	17	1 LAP	1:27.230	69	5.046	1:20.226	53	5.081	1:21.413	69	3.707	1:20.817
9	4 LAPS	6:28.705 P	69	4.909	1:20.438	17	1 LAP	1:25.855	17	1 LAP	1:25.641	21	15.780	1:21.919
3	11.127	1:21.696	44	1 LAP	1:27.508	44	1 LAP	1:25.356	21	16.041	1:22.833	8	17.829	1:23.764
21	12.353	1:20.736	3	12.930	1:21.464	3	14.213	1:21.372	3	16.065	1:23.073	3	17.862	1:23.977
8	12.755	1:20.612	21	13.567	1:20.875	21	14.429	1:20.951	8	16.245	1:22.622	44	1 LAP	1:25.690
66	16.892	1:27.206	8	13.921	1:20.827	8	14.844	1:21.012	44	1 LAP	1:27.846	17	1 LAP	1:29.236
36	18.884	1:21.404	36	20.500	1:21.277	36	22.012	1:21.601	36	22.934	1:22.143	36	22.188	1:21.434
99	20.627	1:21.276	99	23.808	1:22.842	99	25.459	1:21.740	20	26.104	1:21.757	20	24.470	1:20.546
20	20.801	1:21.343	20	23.937	1:22.797	20	25.568	1:21.720	99	27.141	1:22.903	99	26.193	1:21.232
32	22.503	1:21.053	32	24.861	1:22.019	32	26.279	1:21.507	32	27.369	1:22.311	32	26.924	1:21.735
2	43.776	1:26.684	66	26.247	1:29.016	66	33.507	1:27.349	66	41.008	1:28.722	66	48.583	1:29.755
6	46.123	1:24.818	9	4 LAPS	1:40.156	9	4 LAPS	1:30.314	9	4 LAPS	1:36.959	2	58.702	1:25.434
27	57.444	1:24.822	2	48.085	1:23.970	2	51.680	1:23.684	2	55.448	1:24.989	6	1:00.171	1:24.008
			6	50.510	1:24.048	6	55.313	1:24.892	6	58.343	1:24.251	27	1:15.371	1:25.089
			27	1:02.996	1:25.213	27	1:08.118	1:25.211	27	1:12.462	1:25.565	9	4 LAPS	1:44.386

# Volkswagen Racing Cup Championship

## RACE 4 - ROUND 7 - SECTOR ANALYSIS

<b>1</b>	<b>Joe FULBROOK</b>										<b>Bora 1.8T</b>	
1 -		119.0	46.032	101.5	1:32.241	6 -	37.623	119.2	43.636	102.0	1:21.259	
2 -	37.600	121.1	43.954	101.4	1:21.554	7 -	37.281	122.2	43.752	102.1	1:21.033	
3 -	37.500	122.7	43.336	102.1	1:20.836	8 -	37.437	122.5	<b>43.181</b>	<b>102.5</b>	<b>1:20.618</b>	
4 -	37.327	122.5	43.740	<b>102.5</b>	1:21.067	9 -	37.467	120.3	43.708	98.8	1:21.175	
5 -	<b>37.244</b>	<b>124.3</b>	43.612	101.8	1:20.856							
<b>2</b>	<b>Darren BLUMSON</b>										<b>Beetle 3.2 Rsi</b>	
1 -		108.2	48.636	100.9	1:38.277	9 -	37.827	118.1	43.903	100.5	1:21.730	
2 -	38.525	116.7	45.512	99.4	1:24.037	10 -	39.520	117.1	44.734	96.4	1:24.254	
3 -	37.947	114.7	44.670	99.4	1:22.617	11 -	40.217	107.0	46.467	98.7	1:26.684	
4 -	38.159	118.8	43.816	102.3	1:21.975	12 -	39.273	114.1	44.697	99.1	1:23.970	
5 -	37.861	117.1	43.420	102.5	1:21.281	13 -	39.186	113.4	44.498	99.1	1:23.684	
6 -	<b>37.439</b>	<b>119.6</b>	43.667	99.9	<b>1:21.106</b>	14 -	39.509	109.3	45.480	99.6	1:24.989	
7 -	37.931	118.6	<b>43.323</b>	<b>102.6</b>	1:21.254	15 -	39.700	110.0	45.734	89.7	1:25.434	
8 -	50.407	108.2	45.058	101.5	1:35.465							
<b>3</b>	<b>Paul TAYLOR</b>										<b>Golf MkV R32</b>	
1 -		120.9	44.739	100.9	1:29.916	9 -	37.710	122.5	43.859	97.4	1:21.569	
2 -	37.997	122.9	43.545	101.1	1:21.542	10 -	38.888	119.6	44.710	100.8	1:23.598	
3 -	38.027	121.8	43.217	101.2	1:21.244	11 -	38.285	122.2	43.411	100.6	1:21.696	
4 -	37.880	122.9	43.550	100.9	1:21.430	12 -	38.027	122.5	43.437	100.8	1:21.464	
5 -	38.021	<b>125.2</b>	43.624	101.8	1:21.645	13 -	38.015	122.5	43.357	100.9	1:21.372	
6 -	<b>37.651</b>	122.9	43.605	<b>103.4</b>	1:21.256	14 -	38.008	122.5	45.065	100.2	1:23.073	
7 -	37.764	123.6	43.307	102.1	1:21.071	15 -	39.743	124.3	44.234	100.6	1:23.977	
8 -	37.879	122.2	<b>43.185</b>	102.5	<b>1:21.064</b>							
<b>6</b>	<b>Paul WYHINNY</b>										<b>Golf Mk4 V6</b>	
1 -		100.2	48.143	100.0	1:39.337	9 -	38.760	117.1	44.604	97.0	1:23.364	
2 -	<b>38.518</b>	115.1	45.204	<b>100.6</b>	1:23.722	10 -	40.190	116.5	45.444	98.0	1:25.634	
3 -	38.672	114.5	44.616	100.0	<b>1:23.288</b>	11 -	40.034	116.5	44.784	97.5	1:24.818	
4 -	39.062	<b>118.1</b>	44.954	99.0	1:24.016	12 -	39.036	115.5	45.012	98.3	1:24.048	
5 -	38.837	116.3	<b>44.546</b>	98.5	1:23.383	13 -	39.163	116.5	45.729	97.4	1:24.892	
6 -	38.763	116.1	44.911	98.7	1:23.674	14 -	39.392	114.1	44.859	98.7	1:24.251	
7 -	39.191	114.7	44.913	97.5	1:24.104	15 -	39.180	115.9	44.828	98.3	1:24.008	
8 -	39.266	112.8	46.421	98.3	1:25.687							
<b>7</b>	<b>Timothy SNAYLAM</b>										<b>Golf MkV 2.0 Gti</b>	
1 -		114.9	48.791	102.8	1:37.858	6 -	37.920	116.3	<b>43.456</b>	102.5	<b>1:21.376</b>	
2 -	38.209	<b>120.9</b>	44.760	103.2	1:22.969	7 -	37.918	116.7	43.787	<b>103.7</b>	1:21.705	
3 -	37.955	117.9	44.092	103.4	1:22.047	8 -	50.972	109.3	44.948	102.3	1:35.920	
4 -	<b>37.843</b>	119.0	44.053	103.1	1:21.896	9 -	38.113	117.7	43.965	99.0	1:22.078	
5 -	38.048	115.5	43.463	102.5	1:21.511							
<b>8</b>	<b>Aaron MASON</b>										<b>Golf MkV 2.0 Gti</b>	
1 -		107.7	46.220	103.4	1:33.210	9 -	36.994	119.0	42.966	101.5	<b>1:19.960</b>	
2 -	37.929	111.1	43.994	<b>103.9</b>	1:21.923	10 -	43.041	<b>122.5</b>	43.022	103.6	1:26.063	
3 -	37.428	109.3	44.252	103.2	1:21.680	11 -	37.668	119.4	<b>42.944</b>	103.2	1:20.612	
4 -	37.482	110.4	43.432	102.9	1:20.914	12 -	37.358	118.8	43.469	103.6	1:20.827	
5 -	37.231	113.7	44.494	102.9	1:21.725	13 -	37.469	111.5	43.543	103.7	1:21.012	
6 -	37.425	119.6	43.237	103.2	1:20.662	14 -	37.603	113.7	45.019	103.7	1:22.622	
7 -	<b>36.975</b>	118.8	43.160	102.8	1:20.135	15 -	39.063	118.8	44.701	102.6	1:23.764	
8 -	37.125	120.5	43.650	103.2	1:20.775							
<b>9</b>	<b>Peter WYHINNY</b>										<b>Caddy Sportline</b>	
1 -		112.0	46.449	97.5	1:35.357	7 -	46.293	86.4	In		6:28.705P	
2 -	38.832	<b>117.9</b>	44.661	<b>98.5</b>	1:23.493	8 -	Out	90.8	49.930	93.1	1:40.156	
3 -	38.836	117.5	<b>44.408</b>	98.3	<b>1:23.244</b>	9 -	40.929	109.8	49.385	79.4	1:30.314	
4 -	38.851	116.7	45.153	97.8	1:24.004	10 -	44.487	87.3	52.472	71.0	1:36.959	
5 -	38.989	114.1	44.960	98.1	1:23.949	11 -	47.371	94.9	57.015	64.3	1:44.386	
6 -	<b>38.761</b>	116.7	44.901	94.1	1:23.662							

Snetterton  
Circuit Length = 1.9520 miles  
Start: 09:21 End: 09:43

Weather / Track : Cloudy / Dry

# Volkswagen Racing Cup Championship

## RACE 4 - ROUND 7 - SECTOR ANALYSIS

<b>12</b>	<b>Tony HABERMAN</b>				Golf Mk3 VR6						
1 -		94.7	48.991	100.0	1:39.712	3 -	38.886	<b>116.9</b>	48.068	97.5	1:26.954
2 -	39.304	112.2	45.988	<b>100.8</b>	<b>1:25.292</b>	4 -	39.391	111.1	<b>45.947</b>	100.6	1:25.338
<b>17</b>	<b>Michael MCINERNEY</b>				Golf MkV 2.0 Gti						
1 -		92.8	48.930	<b>102.0</b>	1:40.783	8 -	40.644	107.2	47.495	97.8	1:28.139
2 -	40.585	99.7	47.673	101.4	1:28.258	9 -	40.462	106.2	46.433	100.9	1:26.895
3 -	41.114	92.9	48.050	100.6	1:29.164	10 -	40.178	94.4	46.694	100.3	1:26.872
4 -	40.967	103.1	47.706	100.6	1:28.673	11 -	40.204	102.0	47.026	99.6	1:27.230
5 -	40.799	99.6	47.297	100.2	1:28.096	12 -	<b>39.521</b>	102.0	46.334	100.6	1:25.855
6 -	40.862	103.2	47.013	100.5	1:27.875	13 -	39.577	104.9	<b>46.064</b>	100.0	<b>1:25.641</b>
7 -	40.186	103.7	47.277	100.2	1:27.463	14 -	42.561	<b>109.7</b>	46.675	101.1	1:29.236
<b>20</b>	<b>Michael KURTON</b>				Scirocco 2.0 TSI GT						
1 -		105.4	47.950	100.0	1:36.726	9 -	38.186	112.2	43.160	103.2	1:21.346
2 -	38.567	114.7	44.444	101.8	1:23.011	10 -	38.571	115.1	43.141	103.6	1:21.712
3 -	37.901	118.4	44.283	103.2	1:22.184	11 -	37.992	121.4	43.351	103.9	1:21.343
4 -	37.664	115.1	43.302	103.9	1:20.966	12 -	38.053	114.1	44.744	<b>104.7</b>	1:22.797
5 -	<b>37.622</b>	116.5	43.951	104.0	1:21.573	13 -	38.196	117.5	43.524	102.8	1:21.720
6 -	37.683	110.7	43.490	104.4	1:21.173	14 -	38.676	<b>122.5</b>	43.081	103.2	1:21.757
7 -	38.253	117.5	44.977	104.2	1:23.230	15 -	37.673	115.7	<b>42.873</b>	103.7	<b>1:20.546</b>
8 -	38.637	118.1	43.804	102.8	1:22.441						
<b>21</b>	<b>Richard WALKER</b>				Golf MkV 2.0 Gti						
1 -		119.2	45.362	<b>103.6</b>	1:31.452	9 -	37.522	121.8	43.202	100.0	1:20.724
2 -	37.465	121.8	43.937	102.0	1:21.402	10 -	37.995	123.1	43.115	101.1	1:21.110
3 -	37.782	122.0	43.424	101.8	1:21.206	11 -	37.742	123.1	42.994	102.0	1:20.736
4 -	37.624	117.9	43.592	102.1	1:21.216	12 -	37.698	120.9	43.177	101.4	1:20.875
5 -	37.552	<b>124.0</b>	49.410	101.1	1:26.962	13 -	37.566	118.1	43.385	101.8	1:20.951
6 -	37.806	119.2	43.265	101.1	1:21.071	14 -	37.815	<b>124.0</b>	45.018	99.9	1:22.833
7 -	37.636	122.0	43.200	101.4	1:20.836	15 -	38.954	121.6	<b>42.965</b>	100.5	1:21.919
8 -	<b>37.450</b>	121.1	43.092	101.5	<b>1:20.542</b>						
<b>27</b>	<b>Andrew SMITH</b>				Beetle Tdi						
1 -				<b>98.1</b>	1:40.128	9 -	39.487	113.4	44.729	94.7	<b>1:24.216</b>
2 -	39.565	113.4	46.175	96.1	1:25.740	10 -	40.856	110.7	45.339	93.9	1:26.195
3 -	<b>39.248</b>	<b>114.7</b>	46.522	94.1	1:25.770	11 -	40.242	111.8	<b>44.580</b>	93.6	1:24.822
4 -	39.484	112.2	45.336	94.4	1:24.820	12 -	39.661	111.8	45.552	87.4	1:25.213
5 -	39.513	113.4	46.078	94.5	1:25.591	13 -	40.276	111.8	44.935	92.6	1:25.211
6 -	39.905	108.4	45.355	92.4	1:25.260	14 -	40.445	109.7	45.120	92.2	1:25.565
7 -	39.788	109.8	45.391	94.0	1:25.179	15 -	40.056	109.7	45.033	93.5	1:25.089
8 -	39.492	112.6	45.135	94.1	1:24.627						
<b>32</b>	<b>Kieran GRIFFIN</b>				Golf MkV 2.0 Gti						
1 -		108.4	47.742	101.2	1:37.009	9 -	38.812	115.9	43.326	99.7	1:22.138
2 -	38.905	119.4	45.660	101.4	1:24.565	10 -	38.422	119.6	43.185	100.0	1:21.607
3 -	38.249	120.3	43.585	<b>102.6</b>	1:21.834	11 -	38.123	117.5	<b>42.930</b>	100.8	<b>1:21.053</b>
4 -	38.159	118.4	44.517	99.4	1:22.676	12 -	<b>38.005</b>	113.6	44.014	100.5	1:22.019
5 -	38.263	117.1	43.264	100.3	1:21.527	13 -	38.272	118.4	43.235	99.9	1:21.507
6 -	38.088	116.1	43.976	101.4	1:22.064	14 -	38.724	116.3	43.587	101.2	1:22.311
7 -	38.239	<b>121.1</b>	43.106	100.0	1:21.345	15 -	38.286	118.1	43.449	99.7	1:21.735
8 -	38.160	119.4	43.429	100.2	1:21.589						
<b>36</b>	<b>Anna WALEWSKA</b>				Golf MkV 2.0 Gti						
1 -		101.2	46.367	103.4	1:33.981	9 -	38.115	114.1	43.493	102.0	1:21.608
2 -	38.216	111.7	45.251	100.8	1:23.467	10 -	38.580	112.6	43.043	102.1	1:21.623
3 -	38.279	109.5	44.022	103.1	1:22.301	11 -	38.340	115.1	43.064	102.3	1:21.404
4 -	38.174	113.7	43.584	103.4	1:21.758	12 -	38.263	113.0	<b>43.014</b>	102.0	1:21.277
5 -	38.030	114.1	44.091	102.6	1:22.121	13 -	38.538	110.0	43.063	102.0	1:21.601
6 -	38.056	109.8	43.371	103.9	1:21.427	14 -	38.169	110.4	43.974	100.3	1:22.143
7 -	38.797	<b>120.1</b>	44.038	102.8	1:22.835	15 -	38.062	110.0	43.372	<b>104.0</b>	1:21.434
8 -	<b>37.971</b>	113.9	43.292	103.1	<b>1:21.263</b>						

Snetterton  
Circuit Length = 1.9520 miles  
Start: 09:21 End: 09:43

Weather / Track : Cloudy / Dry

# Volkswagen Racing Cup Championship

## RACE 4 - ROUND 7 - SECTOR ANALYSIS

<b>41</b>	<b>Didge DZIURZYNSKI</b>					<b>Golf Mk 4</b>					
1 -		116.1	45.241	102.3	1:30.219	9 -	37.074	125.2	<b>42.376</b>	103.2	<b>1:19.450</b>
2 -	37.899	117.7	43.501	<b>105.5</b>	1:21.400	10 -	38.171	119.0	42.617	103.7	1:20.788
3 -	37.909	124.5	43.263	104.2	1:21.172	11 -	37.289	<b>125.9</b>	42.551	104.4	1:19.840
4 -	37.644	125.0	43.583	103.4	1:21.227	12 -	<b>37.016</b>	124.7	42.645	103.1	1:19.661
5 -	37.452	125.4	42.859	103.4	1:20.311	13 -	37.378	122.7	42.711	103.2	1:20.089
6 -	37.364	125.0	42.718	103.1	1:20.082	14 -	37.470	116.3	43.751	101.5	1:21.221
7 -	37.385	125.4	42.859	102.9	1:20.244	15 -	38.122	116.5	44.058	102.3	1:22.180
8 -	37.568	125.0	42.603	103.1	1:20.171						
<b>44</b>	<b>Robin RILEY</b>					<b>Golf Mk4 TDI</b>					
1 -		97.0	48.987	98.7	1:42.116	8 -	39.851	102.1	47.608	99.3	1:27.459
2 -	40.035	106.7	48.073	97.1	1:28.108	9 -	40.332	102.9	47.237	98.7	1:27.569
3 -	40.635	98.1	48.517	99.0	1:29.152	10 -	40.049	102.8	46.913	98.7	1:26.962
4 -	40.438	103.9	47.872	<b>99.4</b>	1:28.310	11 -	40.118	107.5	47.390	98.0	1:27.508
5 -	40.897	103.7	47.580	98.1	1:28.477	12 -	39.615	108.1	<b>45.741</b>	98.8	<b>1:25.356</b>
6 -	40.418	104.0	47.038	99.0	1:27.456	13 -	39.883	109.8	47.963	98.0	1:27.846
7 -	40.136	105.8	47.498	98.7	1:27.634	14 -	<b>39.554</b>	<b>112.2</b>	46.136	97.8	1:25.690
<b>53</b>	<b>Steve CHAPLIN</b>					<b>Beetle 3.2 Rsi</b>					
1 -		113.2	45.486	103.9	1:31.284	9 -	36.903	122.2	42.972	102.8	1:19.875
2 -	37.342	121.6	43.931	103.1	1:21.273	10 -	36.877	119.8	43.136	103.2	1:20.013
3 -	37.303	120.3	43.981	103.4	1:21.284	11 -	37.078	<b>124.0</b>	43.673	102.6	1:20.751
4 -	37.015	123.4	44.119	103.6	1:21.134	12 -	37.063	114.3	45.073	102.1	1:22.136
5 -	37.175	122.0	44.053	<b>104.2</b>	1:21.228	13 -	37.369	118.6	43.293	102.9	1:20.662
6 -	37.064	123.4	43.211	102.8	1:20.275	14 -	38.024	120.9	43.389	101.1	1:21.413
7 -	36.967	117.9	42.952	102.8	1:19.919	15 -	37.695	122.5	<b>42.840</b>	102.8	1:20.535
8 -	<b>36.816</b>	122.5	42.893	102.8	<b>1:19.709</b>						
<b>66</b>	<b>Liam GRIFFIN</b>					<b>Scirocco 2.0 TSI GT</b>					
1 -		116.5	45.964	100.2	1:32.539	9 -	37.874	119.6	43.235	100.8	1:21.109
2 -	37.911	116.7	43.946	101.5	1:21.857	10 -	37.930	118.8	45.847	99.6	1:23.777
3 -	37.726	120.1	43.132	100.6	1:20.858	11 -	40.861	109.3	46.345	98.4	1:27.206
4 -	38.690	117.3	<b>42.868</b>	99.9	1:21.558	12 -	40.867	111.7	48.149	98.5	1:29.016
5 -	37.617	118.8	43.132	99.7	1:20.749	13 -	40.666	106.5	46.683	97.3	1:27.349
6 -	<b>37.363</b>	119.0	43.092	99.6	<b>1:20.455</b>	14 -	41.195	97.3	47.527	97.7	1:28.722
7 -	37.542	<b>121.6</b>	43.459	<b>102.6</b>	1:21.001	15 -	41.648	96.7	48.107	94.4	1:29.755
8 -	37.532	119.4	43.155	101.5	1:20.687						
<b>69</b>	<b>James WALKER</b>					<b>Golf MkV 2.0 Gti</b>					
1 -		113.2	46.151	<b>105.4</b>	1:35.369	9 -	37.296	121.1	42.599	103.2	1:19.895
2 -	<b>36.938</b>	<b>124.0</b>	43.445	104.4	1:20.383	10 -	37.330	119.8	42.946	103.1	1:20.276
3 -	36.984	122.2	42.699	104.5	<b>1:19.683</b>	11 -	37.427	118.8	43.475	103.2	1:20.902
4 -	38.218	121.8	42.521	104.0	1:20.739	12 -	37.497	120.5	42.941	103.1	1:20.438
5 -	37.188	121.8	43.260	103.6	1:20.448	13 -	37.410	120.1	42.816	102.5	1:20.226
6 -	37.067	120.1	43.535	104.5	1:20.602	14 -	38.405	121.6	42.840	101.2	1:21.245
7 -	37.604	122.5	43.333	103.9	1:20.937	15 -	38.065	120.9	42.752	103.2	1:20.817
8 -	37.364	120.1	<b>42.438</b>	103.4	1:19.802						
<b>99</b>	<b>Peter LETTINGA</b>					<b>Beetle 3.2 Rsi</b>					
1 -		115.1	45.836	<b>102.3</b>	1:33.727	9 -	37.805	120.5	43.581	101.2	1:21.386
2 -	37.811	114.5	45.436	96.8	1:23.247	10 -	38.448	119.6	43.467	101.7	1:21.915
3 -	38.390	119.8	43.942	99.7	1:22.332	11 -	38.049	120.3	<b>43.227</b>	102.0	1:21.276
4 -	37.983	118.4	43.977	100.6	1:21.960	12 -	38.077	117.3	44.765	100.8	1:22.842
5 -	38.020	118.1	44.146	<b>102.3</b>	1:22.166	13 -	38.331	<b>120.9</b>	43.409	101.1	1:21.740
6 -	37.874	119.4	43.679	97.7	1:21.553	14 -	39.388	119.8	43.515	101.8	1:22.903
7 -	38.682	<b>120.9</b>	45.105	102.0	1:23.787	15 -	<b>37.652</b>	119.8	43.580	93.5	<b>1:21.232</b>
8 -	38.487	119.2	43.695	101.2	1:22.182						

Weather / Track : Cloudy / Dry

Snetterton  
Circuit Length = 1.9520 miles  
Start: 09:21 End: 09:43

# Volkswagen Racing Cup Championship

## RACE 4 - ROUND 7 - BEST SECTOR TIMES

SECTOR 1			SECTOR 2			IDEAL / BEST COMPARISON						
POS	NO	NAME	TIME	NO	NAME	TIME	POS	NO	NAME	IDEAL	BEST	DIFF
1	53	CHAPLIN	36.816	41	DZIURZYNSKI	42.376	1	69	WALKER	1:19.376	1:19.683	0.307
2	69	WALKER	36.938	69	WALKER	42.438	2	41	DZIURZYNSKI	1:19.392	1:19.450	0.058
3	8	MASON	36.975	53	CHAPLIN	42.840	3	53	CHAPLIN	1:19.656	1:19.709	0.053
4	41	DZIURZYNSKI	37.016	66	GRIFFIN	42.868	4	8	MASON	1:19.919	1:19.960	0.041
5	1	FULBROOK	37.244	20	KURTON	42.873	5	66	GRIFFIN	1:20.231	1:20.455	0.224
6	66	GRIFFIN	37.363	32	GRIFFIN	42.930	6	21	WALKER	1:20.415	1:20.542	0.127
7	2	BLUMSON	37.439	8	MASON	42.944	7	1	FULBROOK	1:20.425	1:20.618	0.193
8	21	WALKER	37.450	21	WALKER	42.965	8	20	KURTON	1:20.495	1:20.546	0.051
9	20	KURTON	37.622	36	WALEWSKA	43.014	9	2	BLUMSON	1:20.762	1:21.106	0.344
10	3	TAYLOR	37.651	1	FULBROOK	43.181	10	3	TAYLOR	1:20.836	1:21.064	0.228
11	99	LETTINGA	37.652	3	TAYLOR	43.185	11	99	LETTINGA	1:20.879	1:21.232	0.353
12	7	SNAYLAM	37.843	99	LETTINGA	43.227	12	32	GRIFFIN	1:20.935	1:21.053	0.118
13	36	WALEWSKA	37.971	2	BLUMSON	43.323	13	36	WALEWSKA	1:20.985	1:21.263	0.278
14	32	GRIFFIN	38.005	7	SNAYLAM	43.456	14	7	SNAYLAM	1:21.299	1:21.376	0.077
15	6	WYHINNY	38.518	9	WYHINNY	44.408	15	6	WYHINNY	1:23.064	1:23.288	0.224
16	12	HABERMAN	38.728	6	WYHINNY	44.546	16	9	WYHINNY	1:23.169	1:23.244	0.075
17	9	WYHINNY	38.761	27	SMITH	44.580	17	27	SMITH	1:23.828	1:24.216	0.388
18	27	SMITH	39.248	44	RILEY	45.741	18	12	HABERMAN	1:24.675	1:25.292	0.617
19	17	MCINERNEY	39.521	12	HABERMAN	45.947	19	44	RILEY	1:25.295	1:25.356	0.061
20	44	RILEY	39.554	17	MCINERNEY	46.064	20	17	MCINERNEY	1:25.585	1:25.641	0.056
<b>Perfect lap</b>										<b>1:19.192</b>		

# Volkswagen Racing Cup Championship

## RACE 4 - ROUND 7 - SPEED TRAPS

SECTOR 1				SECTOR 2			FINISH LINE			
POS	NO	NAME	MPH	NO	NAME	MPH	NO	NAME	MPH	
1	41	Didge DZIURZYNSKI	125.9				41	Didge DZIURZYNSKI	105.5	
2	3	Paul TAYLOR	125.2				69	James WALKER	105.4	
3	1	Joe FULBROOK	124.3				20	Michael KURTON	104.7	
4	21	Richard WALKER	124.0				53	Steve CHAPLIN	104.2	
5	53	Steve CHAPLIN	124.0				36	Anna WALEWSKA	104.0	
6	69	James WALKER	124.0				8	Aaron MASON	103.9	
7	8	Aaron MASON	122.5				7	Timothy SNAYLAM	103.7	
8	20	Michael KURTON	122.5				21	Richard WALKER	103.6	
9	66	Liam GRIFFIN	121.6				3	Paul TAYLOR	103.4	
10	32	Kieran GRIFFIN	121.1				2	Darren BLUMSON	102.6	
11	7	Timothy SNAYLAM	120.9				32	Kieran GRIFFIN	102.6	
12	99	Peter LETTINGA	120.9				66	Liam GRIFFIN	102.6	
13	36	Anna WALEWSKA	120.1				1	Joe FULBROOK	102.5	
14	2	Darren BLUMSON	119.6				99	Peter LETTINGA	102.3	
15	6	Paul WYHINNY	118.1				17	Michael MCINERNEY	102.0	
16	9	Peter WYHINNY	117.9				12	Tony HABERMAN	100.8	
17	12	Tony HABERMAN	116.9				6	Paul WYHINNY	100.6	
18	27	Andrew SMITH	114.7				44	Robin RILEY	99.4	
19	44	Robin RILEY	112.2				9	Peter WYHINNY	98.5	
20	17	Michael MCINERNEY	109.7				27	Andrew SMITH	98.1	

Weather / Track : Cloudy / Dry

www.tsl-timing.com

Snetterton  
Circuit Length = 1.9520 miles  
Start: 09:21 End: 09:43

Printed - 09.45 Sunday, 05 July 2009


# Volkswagen Racing Cup Championship

## RACE 4 - ROUND 7 - POSITION CHART

No	Name	Laps Pos															
			1	2	3	4	5	6	7	8	9	10	11	12	13	14	15
3	Paul TAYLOR	1	3	3	3	41	41	41	41	41	41	41	41	41	41	41	41
41	Didge DZIURZYNSKI	2	41	41	41	3	3	53	53	53	53	53	53	53	53	69	53
53	Steve CHAPLIN	3	53	53	53	53	53	3	3	69	69	69	69	69	69	53	69
21	Richard WALKER	4	21	21	21	21	1	69	69	3	1	3	3	3	3	21	21
1	Joe FULBROOK	5	1	1	1	1	69	1	1	1	3	66	21	21	21	3	8
66	Liam GRIFFIN	6	66	66	66	69	66	66	66	66	66	21	8	8	8	8	3
8	Aaron MASON	7	8	8	69	66	8	8	8	8	8	8	8	66	36	36	36
99	Peter LETTINGA	8	99	69	8	8	21	21	21	21	21	36	36	99	99	20	20
36	Anna WALEWSKA	9	36	99	99	99	99	99	36	36	36	99	99	20	20	99	99
9	Peter WYHINNY	10	9	36	36	36	36	36	99	99	99	20	20	32	32	32	32
69	James WALKER	11	69	9	20	20	20	20	20	20	20	32	32	66	66	66	66
20	Michael KURTON	12	20	20	9	7	7	7	7	32	32	2	2	2	2	2	2
32	Kieran GRIFFIN	13	32	7	7	32	32	2	2	7	7	6	6	6	6	6	6
7	Timothy SNAYLAM	14	7	32	32	9	2	32	32	2	2	27	27	27	27	27	27
2	Darren BLUMSON	15	2	2	2	2	9	9	6	6	6	17	17	17	17	44	44
6	Paul WYHINNY	16	6	6	6	6	6	6	27	27	27	44	44	44	44	17	17
12	Tony HABERMAN	17	12	12	27	27	27	27	17	17	17	9	9				
27	Andrew SMITH	18	27	27	12	12	17	17	44	44	44						
17	Michael MCINERNEY	19	17	17	17	17	44	44	9	9	9						
44	Robin RILEY	20	44	44	44	44											

# Volkswagen Racing Cup Championship

## RACE 11 - ROUND 8 - GRID

ROW 11	11	Barry CULLEY		
ROW 10	7	Timothy SNAYLAM	12	Tony HABERMAN
ROW 9	9	Peter WYHINNY	1	Joe FULBROOK
ROW 8	44	Robin RILEY	17	Michael MCINERNEY
ROW 7	6	Paul WYHINNY	27	Andrew SMITH
ROW 6	66	Liam GRIFFIN	2	Darren BLUMSON
ROW 5	99	Peter LETTINGA	32	Kieran GRIFFIN
ROW 4	36	Anna WALEWSKA	20	Michael KURTON
ROW 3	53	Steve CHAPLIN	41	Didge DZIURZYNSKI
ROW 2	21	Richard WALKER	69	James WALKER
ROW 1	3	Paul TAYLOR	8	Aaron MASON
<b>Pole</b>				
				

Snetterton  
Circuit Length = 1.9520 miles

**These results are provisional until the conclusion of any judicial and technical matters.**

Clerk of Course :

Timekeeper :

# Volkswagen Racing Cup Championship

## RACE 11 - ROUND 8 - CLASSIFICATION

POS	NO	CL	NAME	ENTRY	LAPS	TIME	GAP	DIFF	MPH	BEST	ON
1	21		Richard WALKER	Golf MkV 2.0 Gti	15	20:34.314			85.39	1:21.095	11
2	53		Steve CHAPLIN	Beetle 3.2 Rsi	15	20:36.764	2.450	2.450	85.22	1:20.533	15
3	41		Didge DZIURZYNSKI	Golf Mk 4	15	20:37.964	3.650	1.200	85.14	1:20.626	10
4	20		Michael KURTON	Scirocco 2.0 TSI GT	15	20:49.477	15.163	11.513	84.36	1:21.902	10
5	66		Liam GRIFFIN	Scirocco 2.0 TSI GT	15	20:52.380	18.066	2.903	84.16	1:20.716	12
6	99		Peter LETTINGA	Beetle 3.2 Rsi	15	21:01.606	27.292	9.226	83.54	1:22.506	14
7	7		Timothy SNAYLAM	Golf MkV 2.0 Gti	15	21:05.694	31.380	4.088	83.27	1:22.186	13
8	9		Peter WYHINNY	Caddy Sportline	15	21:11.663	37.349	5.969	82.88	1:22.730	9
9	11		Barry CULLEY	Vento VR6	15	21:33.733	59.419	22.070	81.47	1:24.131	4
10	6		Paul WYHINNY	Golf Mk4 V6	15	21:34.092	59.778	0.359	81.45	1:24.092	3
11	44		Robin RILEY	Golf Mk4 TDI	14	20:42.397	1 lap	1 lap	79.18	1:27.141	8
12	12		Tony HABERMAN	Golf Mk3 VR6	14	20:46.642	1 lap	4.245	78.91	1:26.500	5
NOT CLASSIFIED											
DNF	8		Aaron MASON	Golf MkV 2.0 Gti	13	19:30.068	2 laps	1 lap	78.07	1:21.368	4
DNF	32		Kieran GRIFFIN	Golf MkV 2.0 Gti	13	18:10.843	2 laps	8.587	83.74	1:22.316	5
DNC	36		Anna WALEWSKA	Golf MkV 2.0 Gti	11	20:59.015	4 laps	2 laps	61.39	1:23.552	7
DNF	69		James WALKER	Golf MkV 2.0 Gti	6	8:17.858	9 laps	5 laps	84.68	1:21.307	5
DNF	27		Andrew SMITH	Beetle Tdi	3	10:42.916	12 laps	3 laps	32.79	1:32.362	3
DNF	3		Paul TAYLOR	Golf MkV R32	1	2:55.873	14 laps	2 laps	39.95	1:28.681	1
DNF	2		Darren BLUMSON	Beetle 3.2 Rsi	0						
FASTEST LAP											
	53		Steve CHAPLIN	Beetle 3.2 Rsi	15	1:20.533		87.25 mph		140.42 kph	

Weather / Track : Cloudy / Dry

These results are provisional until the conclusion of any judicial and technical matters.

Snetterton  
Circuit Length = 1.9520 miles  
Start: 14:51 End: 15:13

Clerk of Course :

Timekeeper :

**Volkswagen Racing Cup Championship**  
**RACE 11 - ROUND 8 - LAP CHART**

Lap 1			Lap 2			Lap 3			Lap 4			Lap 5		
No	Behind	Laptime	No	Behind	Laptime	No	Behind	Laptime	No	Behind	Laptime	No	Behind	Laptime
3		1:28.681	69		1:22.092	69		1:21.598	69		1:21.698	69		1:21.307
8	0.051	1:28.732	21	0.596	1:22.503	21	0.719	1:21.721	21	0.602	1:21.581	21	0.658	1:21.363
69	0.557	1:29.238	8	4.078	1:26.676	8	3.904	1:21.424	8	3.574	1:21.368	53	3.968	1:21.200
21	0.742	1:29.423	53	4.501	1:25.315	53	4.803	1:21.900	53	4.075	1:20.970	8	4.779	1:22.512
53	1.835	1:30.516	41	4.600	1:25.044	41	5.083	1:22.081	41	4.334	1:20.949	66	5.112	1:21.732
41	2.205	1:30.886	66	4.929	1:24.601	66	5.405	1:22.074	66	4.687	1:20.980	41	5.354	1:22.327
66	2.977	1:31.658	20	6.176	1:24.903	20	6.920	1:22.342	20	7.469	1:22.247	20	8.492	1:22.330
20	3.922	1:32.603	32	6.507	1:25.219	32	7.683	1:22.774	32	8.697	1:22.712	32	9.706	1:22.316
32	3.937	1:32.618	99	7.463	1:24.119	99	8.891	1:23.026	99	9.783	1:22.590	99	11.255	1:22.779
99	5.993	1:34.674	6	9.870	1:25.449	6	12.364	1:24.092	7	14.572	1:23.126	7	17.766	1:24.501
6	7.070	1:35.751	9	10.090	1:25.505	9	12.648	1:24.156	6	14.786	1:24.120	6	19.462	1:25.983
9	7.234	1:35.915	11	10.628	1:24.976	7	13.144	1:24.078	9	15.856	1:24.906	9	19.615	1:25.066
11	8.301	1:36.982	7	10.664	1:24.390	11	14.590	1:25.560	11	17.023	1:24.131	11	20.291	1:24.575
7	8.923	1:37.604	44	17.750	1:28.155	44	23.690	1:27.538	44	29.220	1:27.228	27	4 LAPS	7:28.559 P
44	12.244	1:40.925	12	20.971	1:27.992	12	27.135	1:27.762	12	32.310	1:26.873	44	35.238	1:27.325
12	15.628	1:44.309				36	2 LAPS	4:40.570 P				12	37.503	1:26.500
												36	3 LAPS	3:21.513 P

**Volkswagen Racing Cup Championship**  
**RACE 11 - ROUND 8 - LAP CHART**

Lap 6			Lap 7			Lap 8			Lap 9			Lap 10		
No	Behind	Laptime	No	Behind	Laptime	No	Behind	Laptime	No	Behind	Laptime	No	Behind	Laptime
69		1:21.925	21		1:21.710	21		1:21.910	21		1:21.213	21		1:21.343
21	0.122	1:21.389	53	3.106	1:21.013	53	2.346	1:21.150	36	4 LAPS	1:25.604	53	3.196	1:22.007
53	3.925	1:21.882	66	4.059	1:21.154	66	2.904	1:20.755	53	2.532	1:21.399	66	3.230	1:22.013
66	4.737	1:21.550	8	5.740	1:22.658	8	5.537	1:21.707	66	2.560	1:20.869	41	5.750	1:20.626
8	4.914	1:22.060	41	7.063	1:21.652	41	6.701	1:21.548	8	5.897	1:21.573	8	6.726	1:22.172
41	7.243	1:23.814	20	9.964	1:22.381	20	10.277	1:22.223	41	6.467	1:20.979	36	4 LAPS	1:29.368
20	9.415	1:22.848	32	11.658	1:22.850	32	12.688	1:22.940	20	11.302	1:22.238	20	11.861	1:21.902
32	10.640	1:22.859	99	14.466	1:23.771	99	16.899	1:24.343	32	14.745	1:23.270	32	16.989	1:23.587
99	12.527	1:23.197	7	21.930	1:24.419	7	23.914	1:23.894	99	19.034	1:23.348	99	20.917	1:23.226
7	19.343	1:23.502	9	24.421	1:23.841	9	25.990	1:23.479	7	25.713	1:23.012	7	27.395	1:23.025
9	22.412	1:24.722	11	29.892	1:27.705	11	33.667	1:25.685	9	27.507	1:22.730	9	29.371	1:23.207
6	23.518	1:25.981	6	31.076	1:29.390	6	33.669	1:24.503	11	38.122	1:25.668	11	44.785	1:28.006
11	24.019	1:25.653	44	46.336	1:27.430	44	51.567	1:27.141	6	38.278	1:25.822	6	44.992	1:28.057
44	40.738	1:27.425	12	47.312	1:27.057	12	52.745	1:27.343	44	58.247	1:27.893	44	1:04.602	1:27.698
12	42.087	1:26.509	27	4 LAPS	1:32.362				12	1:00.545	1:29.013	12	1:09.504	1:30.302
27	4 LAPS	1:41.995	36	3 LAPS	1:24.571									
36	3 LAPS	1:31.513												

# Volkswagen Racing Cup Championship

## RACE 11 - ROUND 8 - LAP CHART

Lap 11			Lap 12			Lap 13			Lap 14			Lap 15		
No	Behind	Laptime	No	Behind	Laptime	No	Behind	Laptime	No	Behind	Laptime	No	Behind	Laptime
21		1:21.095	21		1:21.518	21		1:21.850	21		1:22.935	21		1:22.760
53	5.290	1:23.189	53	5.672	1:21.900	41	5.564	1:21.659	44	1 LAP	1:28.383	53	2.450	1:20.533
41	6.101	1:21.446	41	5.755	1:21.172	53	6.206	1:22.384	41	4.050	1:21.421	41	3.650	1:22.360
36	4 LAPS	1:23.552	8	13.497	1:21.994	8	13.637	1:21.990	53	4.677	1:21.406	44	1 LAP	1:29.316
8	13.021	1:27.390	20	14.733	1:22.595	20	14.925	1:22.042	12	1 LAP	1:31.017	12	1 LAP	1:27.318
20	13.656	1:22.890	36	4 LAPS	1:27.109	36	4 LAPS	1:24.166	20	15.332	1:23.342	20	15.163	1:22.591
32	19.618	1:23.724	32	20.799	1:22.699	66	21.037	1:21.291	66	19.503	1:21.401	66	18.066	1:21.323
66	22.398	1:40.263	66	21.596	1:20.716	32	22.224	1:23.275	36	4 LAPS	1:26.300	36	4 LAPS	1:24.749
99	24.242	1:24.420	99	25.951	1:23.227	99	27.798	1:23.697	99	27.369	1:22.506	99	27.292	1:22.683
7	29.383	1:23.083	7	31.184	1:23.319	7	31.520	1:22.186	7	30.999	1:22.414	7	31.380	1:23.141
9	31.824	1:23.548	9	33.908	1:23.602	9	35.695	1:23.637	9	36.361	1:23.601	9	37.349	1:23.748
11	48.864	1:25.174	11	52.327	1:24.981	11	55.386	1:24.909	11	57.567	1:25.116	11	59.419	1:24.612
6	49.231	1:25.334	6	52.579	1:24.866	6	56.242	1:25.513	6	57.792	1:24.485	6	59.778	1:24.746
44	1:11.341	1:27.834	44	1:17.929	1:28.106									
12	1:16.135	1:27.726	12	1:21.538	1:26.921									

# Volkswagen Racing Cup Championship

## RACE 11 - ROUND 8 - SECTOR ANALYSIS

<b>2</b>	<b>Darren BLUMSON</b>				Beetle 3.2 Rsi						
<b>3</b>	<b>Paul TAYLOR</b>				Golf MkV R32						
1 -	119.4	44.249	100.0	1:28.681							
<b>6</b>	<b>Paul WYHINNY</b>				Golf Mk4 V6						
1 -	107.4	46.429	98.7	1:35.751	9 -	40.300	113.9	45.522	97.1	1:25.822	
2 -	39.084	111.5	46.365	98.5	1:25.449	10 -	40.443	111.5	47.614	97.8	1:28.057
3 -	39.178	113.9	<b>44.914</b>	97.8	<b>1:24.092</b>	11 -	39.524	110.6	45.810	97.8	1:25.334
4 -	<b>39.026</b>	<b>114.9</b>	45.094	98.1	1:24.120	12 -	39.474	111.8	45.392	98.3	1:24.866
5 -	39.779	<b>114.9</b>	46.204	95.7	1:25.983	13 -	40.080	111.8	45.433	96.7	1:25.513
6 -	40.109	107.9	45.872	98.3	1:25.981	14 -	39.253	110.9	45.232	99.0	1:24.485
7 -	39.100	113.7	50.290	95.3	1:29.390	15 -	39.679	108.4	45.067	<b>99.3</b>	1:24.746
8 -	39.362	109.7	45.141	97.3	1:24.503						
<b>7</b>	<b>Timothy SNAYLAM</b>				Golf MkV 2.0 Gti						
1 -	110.6	46.667	103.2	1:37.604	9 -	38.594	107.2	44.418	101.2	1:23.012	
2 -	<b>38.411</b>	106.2	45.979	<b>104.0</b>	1:24.390	10 -	38.894	110.4	44.131	102.0	1:23.025
3 -	39.337	112.6	44.741	103.2	1:24.078	11 -	38.618	115.3	44.465	101.7	1:23.083
4 -	38.631	<b>116.7</b>	44.495	102.9	1:23.126	12 -	38.998	111.3	44.321	102.0	1:23.319
5 -	39.504	112.6	44.997	100.5	1:24.501	13 -	38.450	113.7	<b>43.736</b>	101.7	<b>1:22.186</b>
6 -	38.690	109.7	44.812	101.2	1:23.502	14 -	38.554	<b>116.7</b>	43.860	102.0	1:22.414
7 -	39.142	109.7	45.277	101.7	1:24.419	15 -	38.878	115.3	44.263	102.8	1:23.141
8 -	38.966	111.5	44.928	101.5	1:23.894						
<b>8</b>	<b>Aaron MASON</b>				Golf MkV 2.0 Gti						
1 -	117.9	44.346	102.9	1:28.732	8 -	37.882	114.9	43.825	102.5	1:21.707	
2 -	39.548	110.0	47.128	101.8	1:26.676	9 -	38.038	114.9	<b>43.535</b>	102.9	1:21.573
3 -	37.871	116.9	43.553	102.8	1:21.424	10 -	37.950	111.1	44.222	102.1	1:22.172
4 -	37.790	115.7	43.578	103.1	<b>1:21.368</b>	11 -	37.784	115.9	49.606	102.5	1:27.390
5 -	<b>37.744</b>	<b>119.8</b>	44.768	102.6	1:22.512	12 -	38.010	113.7	43.984	102.0	1:21.994
6 -	38.043	117.3	44.017	102.9	1:22.060	13 -	38.066	109.7	43.924	101.7	1:21.990
7 -	38.749	113.6	43.909	<b>103.7</b>	1:22.658						
<b>9</b>	<b>Peter WYHINNY</b>				Caddy Sportline						
1 -	113.9	46.218	<b>98.8</b>	1:35.915	9 -	<b>38.736</b>	<b>116.5</b>	<b>43.994</b>	97.7	<b>1:22.730</b>	
2 -	39.107	115.1	46.398	98.3	1:25.505	10 -	38.892	116.1	44.315	98.5	1:23.207
3 -	39.263	112.4	44.893	98.1	1:24.156	11 -	39.027	115.3	44.521	98.1	1:23.548
4 -	39.321	112.8	45.585	98.1	1:24.906	12 -	39.341	115.1	44.261	98.4	1:23.602
5 -	39.188	114.7	45.878	96.1	1:25.066	13 -	39.152	114.9	44.485	97.8	1:23.637
6 -	39.814	114.5	44.908	97.4	1:24.722	14 -	39.167	114.3	44.434	97.7	1:23.601
7 -	38.897	113.7	44.944	97.5	1:23.841	15 -	39.130	114.5	44.618	98.0	1:23.748
8 -	39.060	115.7	44.419	98.0	1:23.479						
<b>11</b>	<b>Barry CULLEY</b>				Vento VR6						
1 -	104.9	46.275	<b>101.2</b>	1:36.982	9 -	40.151	109.5	45.517	96.0	1:25.668	
2 -	<b>38.693</b>	104.4	46.283	101.1	1:24.976	10 -	40.558	108.9	47.448	96.3	1:28.006
3 -	39.282	107.0	46.278	100.8	1:25.560	11 -	39.388	108.6	45.786	97.4	1:25.174
4 -	38.959	108.2	<b>45.172</b>	100.6	<b>1:24.131</b>	12 -	39.278	109.3	45.703	96.4	1:24.981
5 -	39.134	108.9	45.441	100.0	1:24.575	13 -	39.538	<b>111.8</b>	45.371	97.1	1:24.909
6 -	39.696	108.1	45.957	98.0	1:25.653	14 -	39.391	106.2	45.725	97.7	1:25.116
7 -	39.020	107.9	48.685	93.3	1:27.705	15 -	39.435	110.9	45.177	97.7	1:24.612
8 -	39.816	107.7	45.869	97.7	1:25.685						
<b>12</b>	<b>Tony HABERMAN</b>				Golf Mk3 VR6						
1 -	102.1	47.839	<b>100.6</b>	1:44.309	8 -	40.006	105.4	47.337	96.4	1:27.343	
2 -	40.353	96.8	47.639	98.5	1:27.992	9 -	40.357	<b>111.8</b>	48.656	97.0	1:29.013
3 -	40.557	107.2	47.205	99.3	1:27.762	10 -	42.461	99.7	47.841	97.1	1:30.302
4 -	40.080	104.4	46.793	98.7	1:26.873	11 -	40.470	107.4	47.256	97.4	1:27.726
5 -	40.040	105.8	<b>46.460</b>	97.5	<b>1:26.500</b>	12 -	40.055	110.9	46.866	96.8	1:26.921
6 -	<b>39.919</b>	105.8	46.590	95.2	1:26.509	13 -	42.228	106.9	48.789	96.7	1:31.017
7 -	40.187	103.7	46.870	97.8	1:27.057	14 -	40.462	108.4	46.856	95.5	1:27.318

Snetterton  
Circuit Length = 1.9520 miles  
Start: 14:51 End: 15:13

Weather / Track : Cloudy / Dry

# Volkswagen Racing Cup Championship

## RACE 11 - ROUND 8 - SECTOR ANALYSIS

<b>20</b>	<b>Michael KURTON</b>				Scirocco 2.0 TSI GT							
1-		106.7		45.675	101.8	1:32.603	9-	38.155	113.7	44.083	102.5	1:22.238
2-	38.481	111.8		46.422	103.1	1:24.903	10-	38.123	108.6	<b>43.779</b>	102.9	<b>1:21.902</b>
3-	38.193	113.2		44.149	103.2	1:22.342	11-	38.178	113.2	44.712	<b>103.6</b>	1:22.890
4-	38.139	114.3		44.108	103.1	1:22.247	12-	38.039	112.4	44.556	102.9	1:22.595
5-	38.114	111.3		44.216	103.4	1:22.330	13-	<b>37.986</b>	107.0	44.056	103.1	1:22.042
6-	38.215	111.5		44.633	101.8	1:22.848	14-	38.055	<b>114.7</b>	45.287	102.8	1:23.342
7-	38.208	110.0		44.173	102.9	1:22.381	15-	38.436	113.2	44.155	103.1	1:22.591
8-	38.079	114.1		44.144	102.8	1:22.223						
<b>21</b>	<b>Richard WALKER</b>				Golf MkV 2.0 Gti							
1-		116.7		43.899	101.4	1:29.423	9-	37.927	114.3	43.286	100.0	1:21.213
2-	38.773	116.5		43.730	101.1	1:22.503	10-	37.984	119.0	43.359	101.1	1:21.343
3-	37.922	116.9		43.799	100.6	1:21.721	11-	<b>37.833</b>	119.0	<b>43.262</b>	100.8	<b>1:21.095</b>
4-	38.028	<b>120.1</b>		43.553	101.2	1:21.581	12-	38.207	119.2	43.311	100.9	1:21.518
5-	38.033	118.1		43.330	101.1	1:21.363	13-	38.310	116.1	43.540	99.7	1:21.850
6-	37.867	116.3		43.522	<b>101.5</b>	1:21.389	14-	38.925	112.8	44.010	101.2	1:22.935
7-	38.322	114.3		43.388	100.0	1:21.710	15-	38.389	113.4	44.371	99.4	1:22.760
8-	38.478	119.4		43.432	<b>101.5</b>	1:21.910						
<b>27</b>	<b>Andrew SMITH</b>				Beetle Tdi							
1-		95.6		In		7:28.559P	3-	<b>43.052</b>	<b>95.9</b>	<b>49.310</b>	90.1	<b>1:32.362</b>
2-	Out	89.7		51.551	<b>90.6</b>	1:41.995						
<b>32</b>	<b>Kieran GRIFFIN</b>				Golf MkV 2.0 Gti							
1-		111.3		44.323	99.3	1:32.618	8-	38.724	114.7	44.216	99.3	1:22.940
2-	39.294	112.8		45.925	<b>100.9</b>	1:25.219	9-	38.763	109.8	44.507	98.4	1:23.270
3-	38.729	109.5		44.045	99.9	1:22.774	10-	38.793	110.4	44.794	98.7	1:23.587
4-	38.996	<b>116.5</b>		<b>43.716</b>	99.9	1:22.712	11-	38.970	108.4	44.754	99.1	1:23.724
5-	<b>38.393</b>	112.2		43.923	99.9	<b>1:22.316</b>	12-	38.884	114.3	43.815	99.3	1:22.699
6-	38.841	112.0		44.018	99.0	1:22.859	13-	38.837	105.4	44.438	99.7	1:23.275
7-	38.769	114.1		44.081	98.0	1:22.850						
<b>36</b>	<b>Anna WALEWSKA</b>				Golf MkV 2.0 Gti							
1-		105.5		In		4:40.570P	7-	<b>38.729</b>	<b>110.9</b>	44.823	99.3	<b>1:23.552</b>
2-	Out	98.1		In		3:21.513P	8-	41.088	98.8	46.021	<b>103.1</b>	1:27.109
3-	Out	99.4		45.855	102.8	1:31.513	9-	39.452	106.5	<b>44.714</b>	<b>103.1</b>	1:24.166
4-	39.434	105.2		45.137	99.6	1:24.571	10-	40.528	98.1	45.772	99.3	1:26.300
5-	38.798	100.5		46.806	78.1	1:25.604	11-	39.526	100.2	45.223	101.7	1:24.749
6-	44.093	103.2		45.275	<b>103.1</b>	1:29.368						
<b>41</b>	<b>Didge DZIURZYNSKI</b>				Golf Mk 4							
1-		114.7		44.438	<b>105.0</b>	1:30.886	9-	37.809	<b>124.7</b>	<b>43.170</b>	103.7	1:20.979
2-	38.043	115.3		47.001	104.7	1:25.044	10-	<b>37.269</b>	124.0	43.357	102.9	<b>1:20.626</b>
3-	37.897	120.1		44.184	<b>105.0</b>	1:22.081	11-	37.732	124.5	43.714	103.7	1:21.446
4-	37.423	121.1		43.526	104.9	1:20.949	12-	37.754	122.2	43.418	104.2	1:21.172
5-	37.422	122.7		44.905	98.3	1:22.327	13-	38.062	122.0	43.597	102.5	1:21.659
6-	39.899	113.4		43.915	102.3	1:23.814	14-	37.877	124.3	43.544	102.9	1:21.421
7-	38.174	122.0		43.478	102.9	1:21.652	15-	38.628	116.1	43.732	89.1	1:22.360
8-	38.085	118.8		43.463	103.1	1:21.548						
<b>44</b>	<b>Robin RILEY</b>				Golf Mk4 TDI							
1-		98.8		49.009	<b>98.1</b>	1:40.925	8-	40.159	106.4	46.982	97.0	<b>1:27.141</b>
2-	40.425	101.1		47.730	97.7	1:28.155	9-	<b>40.090</b>	<b>109.8</b>	47.803	94.8	1:27.893
3-	40.261	105.5		47.277	96.4	1:27.538	10-	40.752	105.7	46.946	97.1	1:27.698
4-	40.149	101.7		47.079	97.3	1:27.228	11-	40.512	103.1	47.322	96.6	1:27.834
5-	40.602	107.2		<b>46.723</b>	97.1	1:27.325	12-	40.827	103.7	47.279	96.7	1:28.106
6-	40.339	105.7		47.086	97.4	1:27.425	13-	40.640	104.4	47.743	98.0	1:28.383
7-	40.265	103.9		47.165	97.1	1:27.430	14-	41.564	95.5	47.752	96.6	1:29.316
<b>53</b>	<b>Steve CHAPLIN</b>				Beetle 3.2 Rsi							
1-		107.4		44.662	103.9	1:30.516	9-	37.407	120.7	43.992	101.2	1:21.399
2-	37.741	116.5		47.574	<b>104.0</b>	1:25.315	10-	37.944	119.4	44.063	101.1	1:22.007

Snetterton  
Circuit Length = 1.9520 miles  
Start: 14:51 End: 15:13

Weather / Track : Cloudy / Dry

# Volkswagen Racing Cup Championship

## RACE 11 - ROUND 8 - SECTOR ANALYSIS

3-	37.716	118.4	44.184	102.9	1:21.900	11-	38.754	118.4	44.435	101.2	1:23.189	
4-	37.424	119.2	43.546	103.4	1:20.970	12-	37.839	114.3	44.061	102.6	1:21.900	
5-	<b>37.391</b>	121.8	43.809	102.1	1:21.200	13-	38.176	118.8	44.208	102.9	1:22.384	
6-	37.789	115.1	44.093	101.4	1:21.882	14-	37.392	<b>122.0</b>	44.014	103.2	1:21.406	
7-	37.406	120.3	43.607	101.2	1:21.013	15-	37.779	120.3	<b>42.754</b>	102.6	<b>1:20.533</b>	
8-	37.643	118.4	43.507	101.7	1:21.150							
<b>66</b>	<b>Liam GRIFFIN</b>					<b>Scirocco 2.0 TSI GT</b>						
1-		110.0	44.121	100.6	1:31.658	9-	<b>37.657</b>	<b>118.4</b>	43.212	99.6	1:20.869	
2-	37.831	113.7	46.770	101.4	1:24.601	10-	38.396	116.7	43.617	99.9	1:22.013	
3-	38.075	115.7	43.999	100.9	1:22.074	11-	39.421	117.5	1:00.842	98.5	1:40.263	
4-	37.673	117.7	43.307	101.4	1:20.980	12-	38.098	115.3	<b>42.618</b>	100.5	<b>1:20.716</b>	
5-	37.730	116.9	44.002	<b>101.5</b>	1:21.732	13-	37.882	112.8	43.409	100.0	1:21.291	
6-	38.208	115.5	43.342	98.8	1:21.550	14-	38.025	115.1	43.376	99.3	1:21.401	
7-	37.912	117.9	43.242	99.7	1:21.154	15-	38.309	114.1	43.014	99.3	1:21.323	
8-	37.808	117.5	42.947	99.4	1:20.755							
<b>69</b>	<b>James WALKER</b>					<b>Golf MkV 2.0 Gti</b>						
1-		<b>119.0</b>	43.965	<b>102.3</b>	1:29.238	4-	37.985	116.9	43.713	100.0	1:21.698	
2-	38.757	118.1	<b>43.335</b>	101.7	1:22.092	5-	<b>37.929</b>	118.6	43.378	100.8	<b>1:21.307</b>	
3-	37.956	117.1	43.642	101.1	1:21.598	6-	38.165	115.3	43.760	101.7	1:21.925	
<b>99</b>	<b>Peter LETTINGA</b>					<b>Beetle 3.2 Rsi</b>						
1-		114.5	45.539	101.1	1:34.674	9-	38.567	109.5	44.781	98.8	1:23.348	
2-	<b>37.984</b>	113.4	46.135	<b>101.4</b>	1:24.119	10-	38.578	112.4	44.648	99.6	1:23.226	
3-	38.434	112.2	44.592	101.1	1:23.026	11-	38.708	113.9	45.712	98.3	1:24.420	
4-	38.218	113.4	44.372	100.9	1:22.590	12-	38.802	<b>115.9</b>	44.425	99.6	1:23.227	
5-	38.255	114.1	44.524	100.5	1:22.779	13-	39.453	113.4	44.244	99.3	1:23.697	
6-	38.132	114.5	45.065	98.0	1:23.197	14-	38.270	114.7	<b>44.236</b>	100.8	<b>1:22.506</b>	
7-	38.610	111.3	45.161	99.6	1:23.771	15-	38.330	113.6	44.353	<b>101.4</b>	1:22.683	
8-	38.851	107.2	45.492	98.5	1:24.343							

# Volkswagen Racing Cup Championship

## RACE 11 - ROUND 8 - BEST SECTOR TIMES

SECTOR 1			SECTOR 2			IDEAL / BEST COMPARISON						
POS	NO	NAME	TIME	NO	NAME	TIME	POS	NO	NAME	IDEAL	BEST	DIFF
1	41	DZIURZYNSKI	37.269	66	GRIFFIN	42.618	1	53	CHAPLIN	1:20.145	1:20.533	0.388
2	53	CHAPLIN	37.391	53	CHAPLIN	42.754	2	66	GRIFFIN	1:20.275	1:20.716	0.441
3	66	GRIFFIN	37.657	41	DZIURZYNSKI	43.170	3	41	DZIURZYNSKI	1:20.439	1:20.626	0.187
4	8	MASON	37.744	21	WALKER	43.262	4	21	WALKER	1:21.095	1:21.095	0.000
5	21	WALKER	37.833	69	WALKER	43.335	5	69	WALKER	1:21.264	1:21.307	0.043
6	69	WALKER	37.929	8	MASON	43.535	6	8	MASON	1:21.279	1:21.368	0.089
7	99	LETTINGA	37.984	32	GRIFFIN	43.716	7	20	KURTON	1:21.765	1:21.902	0.137
8	20	KURTON	37.986	7	SNAYLAM	43.736	8	32	GRIFFIN	1:22.109	1:22.316	0.207
9	32	GRIFFIN	38.393	20	KURTON	43.779	9	7	SNAYLAM	1:22.147	1:22.186	0.039
10	7	SNAYLAM	38.411	9	WYHINNY	43.994	10	99	LETTINGA	1:22.220	1:22.506	0.286
11	11	CULLEY	38.693	99	LETTINGA	44.236	11	9	WYHINNY	1:22.730	1:22.730	0.000
12	36	WALEWSKA	38.729	3	TAYLOR	44.249	12	36	WALEWSKA	1:23.443	1:23.552	0.109
13	9	WYHINNY	38.736	36	WALEWSKA	44.714	13	11	CULLEY	1:23.865	1:24.131	0.266
14	6	WYHINNY	39.026	6	WYHINNY	44.914	14	3	TAYLOR	1:23.899	1:28.681	4.782
15	3	TAYLOR	39.650	11	CULLEY	45.172	15	6	WYHINNY	1:23.940	1:24.092	0.152
16	12	HABERMAN	39.919	12	HABERMAN	46.460	16	12	HABERMAN	1:26.379	1:26.500	0.121
17	44	RILEY	40.090	44	RILEY	46.723	17	44	RILEY	1:26.813	1:27.141	0.328
18	27	SMITH	43.052	27	SMITH	49.310	18	27	SMITH	1:32.362	1:32.362	0.000
<b>Perfect lap</b>										<b>1:19.887</b>		

Weather / Track : Cloudy / Dry

www.tsl-timing.com

Snetterton  
Circuit Length = 1.9520 miles  
Start: 14:51 End: 15:13

Printed - 15.17 Sunday, 05 July 2009

# Volkswagen Racing Cup Championship

## RACE 11 - ROUND 8 - SPEED TRAPS

SECTOR 1				SECTOR 2			FINISH LINE			
POS	NO	NAME	MPH	NO	NAME	MPH	NO	NAME	MPH	
1	41	Didge DZIURZYNSKI	124.7				41	Didge DZIURZYNSKI	105.0	
2	53	Steve CHAPLIN	122.0				7	Timothy SNAYLAM	104.0	
3	21	Richard WALKER	120.1				53	Steve CHAPLIN	104.0	
4	8	Aaron MASON	119.8				8	Aaron MASON	103.7	
5	3	Paul TAYLOR	119.4				20	Michael KURTON	103.6	
6	69	James WALKER	119.0				36	Anna WALEWSKA	103.1	
7	66	Liam GRIFFIN	118.4				69	James WALKER	102.3	
8	7	Timothy SNAYLAM	116.7				21	Richard WALKER	101.5	
9	9	Peter WYHINNY	116.5				66	Liam GRIFFIN	101.5	
10	32	Kieran GRIFFIN	116.5				99	Peter LETTINGA	101.4	
11	99	Peter LETTINGA	115.9				11	Barry CULLEY	101.2	
12	6	Paul WYHINNY	114.9				32	Kieran GRIFFIN	100.9	
13	20	Michael KURTON	114.7				12	Tony HABERMAN	100.6	
14	11	Barry CULLEY	111.8				3	Paul TAYLOR	100.0	
15	12	Tony HABERMAN	111.8				6	Paul WYHINNY	99.3	
16	36	Anna WALEWSKA	110.9				9	Peter WYHINNY	98.8	
17	44	Robin RILEY	109.8				44	Robin RILEY	98.1	
18	27	Andrew SMITH	95.9				27	Andrew SMITH	90.6	

Weather / Track : Cloudy / Dry

www.tsl-timing.com

Snetterton  
Circuit Length = 1.9520 miles  
Start: 14:51 End: 15:13

Printed - 15:17 Sunday, 05 July 2009

# Volkswagen Racing Cup Championship

## RACE 11 - ROUND 8 - POSITION CHART

No	Name	Laps Pos	1	2	3	4	5	6	7	8	9	10	11	12	13	14	15
			3	Paul TAYLOR	1	3	69	69	69	69	69	21	21	21	21	21	21
8	Aaron MASON	2	8	21	21	21	21	21	53	53	53	53	53	53	41	41	53
69	James WALKER	3	69	8	8	8	53	53	66	66	66	66	41	41	53	53	41
21	Richard WALKER	4	21	53	53	53	8	66	8	8	8	41	8	8	8	20	20
53	Steve CHAPLIN	5	53	41	41	41	66	8	41	41	41	8	20	20	20	66	66
41	Didge DZIURZYNSKI	6	41	66	66	66	41	41	20	20	20	20	32	32	66	99	99
66	Liam GRIFFIN	7	66	20	20	20	20	20	32	32	32	32	66	66	32	7	7
20	Michael KURTON	8	20	32	32	32	32	32	99	99	99	99	99	99	99	9	9
32	Kieran GRIFFIN	9	32	99	99	99	99	99	7	7	7	7	7	7	7	11	11
99	Peter LETTINGA	10	99	6	6	7	7	7	9	9	9	9	9	9	9	6	6
6	Paul WYHINNY	11	6	9	9	6	6	9	11	11	11	11	11	11	11	44	
9	Peter WYHINNY	12	9	11	7	9	9	6	6	6	6	6	6	6	6	12	
11	Barry CULLEY	13	11	7	11	11	11	11	44	44	44	44	44	44	44		
7	Timothy SNAYLAM	14	7	44	44	44	44	44	12	12	12	12	12	12	12		
44	Robin RILEY	15	44	12	12	12	12	12	36	36	36	36	36				
12	Tony HABERMAN	16	12	36	36	36	36	36									
36	Anna WALEWSKA	17	36	27	27												
27	Andrew SMITH	18	27														