



# VOLKSWAGEN RACING CUP

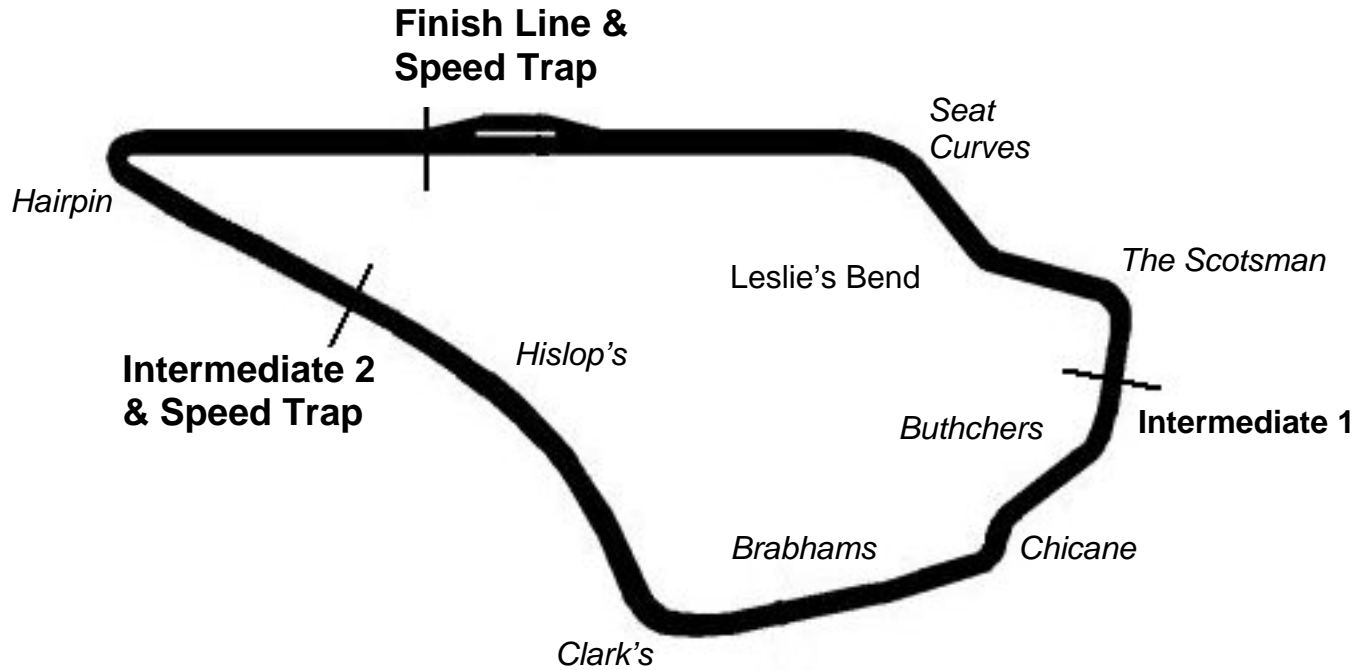
Round 5 & 6  
Knockhill

13th & 14th June 2009



Results Provided by Timing Solutions Ltd  
[www.tsl-timing.com](http://www.tsl-timing.com)

# KNOCKHILL



Circuit Length:	1.2713 miles / 2046.0 metres
Intermediate 1:	697 metres
Intermediate 2:	1508 metres
Pit In:	2046 metres
Pit Out:	183 metres after Finish Line
Pit In – Pit Out	175 metres, @ 60kph = 10.5 seconds, @ 80kph = 7.8 seconds

# Volkswagen Racing Cup Championship

## QUALIFYING - RACE 2 - ROUND 5 - CLASSIFICATION

POS	NO	CL	NAME	ENTRY	TIME	ON	LAPS	GAP	DIFF	MPH
1	66		Liam GRIFFIN	Scirocco 2.0 TSI GT	58.683	15	19			77.99
2	1		Joe FULBROOK	Bora 1.8T	58.882	15	19	0.199	0.199	77.72
3	41		Didge DZIURZYNSKI	Golf Mk 4	58.974	11	19	0.291	0.092	77.60
4	53		Steve CHAPLIN	Beetle 3.2 Rsi	59.216	15	19	0.533	0.242	77.28
5	14		Peter FELIX	Golf MkV 2.0 Gti	59.259	16	18	0.576	0.043	77.23
6	20		Michael KURTON	Scirocco 2.0 TSI GT	59.483	18	20	0.800	0.224	76.94
7	69		James WALKER	Golf MkV 2.0 Gti	59.632	10	17	0.949	0.149	76.75
8	7		Timothy SNAYLAM	Golf MkV 2.0 Gti	1:00.132	14	17	1.449	0.500	76.11
9	9		Peter WYHINNY	Caddy Sportline	1:00.540	7	20	1.857	0.408	75.59
10	8		Aaron MASON	Golf MkV 2.0 Gti	1:00.678	10	18	1.995	0.138	75.42
11	32		Rob DANIELS	Golf MkV 2.0 Gti	1:00.966	19	19	2.283	0.288	75.07
12	5		Doug ROSS	Polo 2.0	1:01.073	16	16	2.390	0.107	74.93
13	36		Anna WALEWSKA	Golf MkV 2.0 Gti	1:01.195	7	17	2.512	0.122	74.78
14	27		Andrew SMITH	Beetle Tdi	1:01.894	8	10	3.211	0.699	73.94
15	44		Robin RILEY	Golf Mk4 TDI	1:03.686	11	17	5.003	1.792	71.86

Weather / Track : Cloudy / Dry

These results are provisional until the conclusion of any judicial and technical matters.

Knockhill  
Circuit Length = 1.2713 miles  
Start: 10:46 End: 11:08

Clerk of Course :

Timekeeper :

# Volkswagen Racing Cup Championship

## QUALIFYING - RACE 2 - ROUND 5 - SECTOR ANALYSIS

1		Joe FULBROOK				Bora 1.8T							
1-	Out	29.072	69.9	21.212	83.0	1:12.706	11-	19.056	22.773	98.4	17.334	88.0	59.163
2-	21.696	24.148	98.3	18.743	76.3	1:04.587	12-	19.157	22.855	98.5	17.495	88.0	59.507
3-	22.638	27.601	68.7	20.293	87.8	1:10.532	13-	19.933	26.637	88.2	17.648	88.2	1:04.218
4-	19.921	23.113	100.3	17.373	<b>89.0</b>	1:00.407	14-	19.291	22.854	99.4	17.287	87.8	59.432
5-	22.070	29.776	61.2	19.573	88.1	1:11.419	15-	19.111	<b>22.533</b>	99.1	<b>17.238</b>	88.8	<b>58.882</b>
6-	19.694	22.818	98.3	17.311	88.3	59.823	16-	21.440	25.998	89.0	17.698	88.2	1:05.136
7-	19.244	22.654	100.2	17.535	88.3	59.433	17-	<b>18.937</b>	22.726	99.4	17.476	88.7	59.139
8-	19.218	22.671	<b>100.9</b>	17.788	87.7	59.677	18-	19.632	24.224	95.9	17.485	88.5	1:01.341
9-	19.606	22.809	98.1	17.551	88.2	59.966	19-	19.058	22.877	98.0	17.291	88.9	59.226
10-	19.164	22.713	98.4	17.408	88.0	59.285							
5		Doug ROSS				Polo 2.0							
1-	Out	29.852	74.4	20.573	80.2	1:12.050	9-	2:52.995	29.831	76.3	20.058	81.6	3:42.884
2-	20.604	24.262	96.8	18.264	84.9	1:03.130	10-	19.979	23.613	97.1	<b>17.769</b>	<b>85.7</b>	1:01.361
3-	20.094	24.217	96.3	18.378	84.2	1:02.689	11-	20.303	33.898	72.2	20.735	83.5	1:14.936
4-	19.828	23.643	95.7	18.236	83.7	1:01.707	12-	24.414	23.998	96.0	18.100	85.4	1:06.512
5-	19.980	23.994	<b>97.3</b>	17.908	84.9	1:01.882	13-	19.790	24.047	95.5	18.667	80.7	1:02.504
6-	<b>19.695</b>	24.504	95.9	18.055	84.2	1:02.254	14-	19.802	23.701	96.1	18.133	84.6	1:01.636
7-	19.853	23.692	95.6	17.962	85.4	1:01.507	15-	20.615	23.820	96.7	17.977	84.4	1:02.412
8-	19.725	23.938	95.6	22.163	33.3	1:05.826	16-	19.697	<b>23.502</b>	95.6	17.874	85.2	<b>1:01.073</b>
7		Timothy SNAYLAM				Golf MkV 2.0 Gti							
1-	Out	29.555	78.7	22.145	83.3	1:13.663	10-	20.939	23.964	100.8	17.787	86.5	1:02.690
2-	21.577	24.952	97.3	18.060	84.8	1:04.589	11-	20.163	23.522	100.8	18.008	85.6	1:01.693
3-	21.174	26.801	85.1	26.933	32.5	1:14.908	12-	20.845	23.709	99.7	18.036	86.4	1:02.590
4-	1:15.515	25.587	97.4	20.719	81.8	2:01.821	13-	20.434	23.193	<b>101.4</b>	17.507	86.3	1:01.134
5-	20.308	24.046	100.3	17.733	86.8	1:02.087	14-	19.623	<b>23.108</b>	100.0	<b>17.401</b>	<b>87.4</b>	<b>1:00.132</b>
6-	20.219	24.148	100.2	17.697	86.7	1:02.064	15-	19.651	23.962	100.8	17.620	86.8	1:01.233
7-	19.876	23.341	100.3	18.007	85.3	1:01.224	16-	<b>19.571</b>	23.519	99.3	17.508	86.6	1:00.598
8-	20.654	23.543	100.3	17.837	86.4	1:02.034	17-	19.594	23.994	99.1	21.350	29.2	1:04.938
9-	20.021	23.410	100.0	17.948	87.2	1:01.379							
8		Aaron MASON				Golf MkV 2.0 Gti							
1-	Out	27.794	92.2	19.073	85.5	1:08.592	10-	19.680	23.394	98.0	17.604	<b>85.8</b>	<b>1:00.678</b>
2-	22.716	28.854	83.4	19.654	85.1	1:11.224	11-	<b>19.444</b>	23.433	<b>98.7</b>	19.118	46.5	1:01.995
3-	20.022	24.115	97.8	18.167	83.4	1:02.304	12-	1:44.179	24.448	97.8	17.835	84.4	2:26.462
4-	21.774	24.876	96.7	17.790	84.1	1:04.440	13-	19.668	23.466	97.5	17.647	84.9	1:00.781
5-	19.814	23.761	96.4	17.560	85.4	1:01.135	14-	19.662	23.363	97.8	17.700	85.6	1:00.725
6-	20.850	<b>23.339</b>	97.5	17.629	85.7	1:01.818	15-	19.663	23.548	<b>98.7</b>	17.798	85.7	1:01.009
7-	19.798	23.502	96.8	17.606	85.4	1:00.906	16-	19.798	24.835	97.7	17.974	85.1	1:02.607
8-	19.718	23.385	96.8	17.959	83.1	1:01.062	17-	19.777	24.025	97.3	17.791	85.5	1:01.593
9-	19.677	23.473	96.8	17.643	85.3	1:00.793	18-	19.648	23.653	<b>98.7</b>	<b>17.523</b>	<b>85.8</b>	1:00.824
9		Peter WYHINNY				Caddy Sportline							
1-	Out	27.988	95.9	19.094	<b>86.3</b>	1:08.553	11-	19.536	23.664	95.9	17.740	84.7	1:00.940
2-	22.707	25.998	96.6	18.310	84.6	1:07.015	12-	19.640	<b>23.208</b>	96.3	18.437	83.5	1:01.285
3-	20.549	24.789	94.0	17.968	86.0	1:03.306	13-	19.540	23.216	96.7	18.033	84.8	1:00.789
4-	19.997	23.663	97.0	<b>17.715</b>	85.7	1:01.375	14-	19.615	28.297	68.1	19.370	85.3	1:07.282
5-	19.693	23.888	96.6	17.803	84.7	1:01.384	15-	19.516	23.746	95.5	18.082	84.3	1:01.344
6-	19.845	23.371	96.4	17.729	85.2	1:00.945	16-	<b>19.440</b>	23.601	95.6	17.987	84.5	1:01.028
7-	19.456	23.236	96.8	17.848	85.1	<b>1:00.540</b>	17-	19.530	25.812	88.0	18.673	84.4	1:04.015
8-	19.841	23.347	<b>97.7</b>	18.002	84.6	1:01.190	18-	19.567	23.500	95.6	18.060	84.3	1:01.127
9-	19.602	23.669	95.6	18.753	83.0	1:02.024	19-	19.555	23.344	96.1	18.081	83.8	1:00.980
10-	19.866	23.525	95.7	18.046	84.7	1:01.437	20-	19.694	23.695	96.1	18.006	84.4	1:01.395
14		Peter FELIX				Golf MkV 2.0 Gti							
1-	Out	27.489	70.1	19.118	85.7	1:06.852	10-	19.208	23.003	97.3	17.465	<b>87.5</b>	59.676
2-	20.531	24.173	97.8	17.620	85.8	1:02.324	11-	19.116	22.984	97.7	17.431	86.6	59.531
3-	20.645	25.035	97.8	17.568	87.2	1:03.248	12-	19.180	<b>22.678</b>	<b>99.3</b>	17.531	86.4	59.389
4-	20.077	23.587	97.1	17.647	86.8	1:01.311	13-	23.824	30.822	81.5	18.604	83.7	1:13.250
5-	19.890	24.231	97.0	17.569	86.5	1:01.690	14-	19.147	22.901	97.3	17.495	84.6	59.543
6-	19.932	23.759	98.1	19.758	33.6	1:03.449	15-	21.626	24.846	94.9	17.895	85.2	1:04.367
7-	1:45.754	24.184	95.9	17.845	85.2	2:27.783	16-	<b>19.063</b>	22.863	97.4	<b>17.333</b>	86.7	<b>59.259</b>

Knockhill  
Circuit Length = 1.2713 miles  
Start: 10:46 End: 11:08

Weather / Track : Cloudy / Dry

# Volkswagen Racing Cup Championship

## QUALIFYING - RACE 2 - ROUND 5 - SECTOR ANALYSIS

8 -	19.449	23.118	98.0	17.428	85.3	59.995	17 -	19.127	23.031	97.4	17.472	86.0	59.630
9 -	19.390	23.180	93.2	17.499	86.8	1:00.069	18 -	23.857	35.932	55.6	30.215	27.8	1:30.004
<b>20</b>	<b>Michael KURTON</b>					<b>Scirocco 2.0 TSI GT</b>							
1 -	Out	27.855	94.5	18.758	86.4	1:07.670	11 -	19.706	23.272	100.0	17.282	85.6	1:00.260
2 -	21.890	25.391	99.4	17.739	86.5	1:05.020	12 -	19.502	23.298	99.7	17.316	85.6	1:00.116
3 -	20.675	27.166	97.3	17.767	85.5	1:05.608	13 -	19.730	23.710	99.0	17.556	86.5	1:00.996
4 -	20.161	24.066	98.3	17.498	85.8	1:01.725	14 -	19.548	23.823	98.1	17.443	85.4	1:00.814
5 -	20.052	23.557	99.4	17.327	86.3	1:00.936	15 -	19.810	25.148	86.9	17.996	87.0	1:02.954
6 -	19.694	23.532	100.0	17.595	84.7	1:00.821	16 -	19.555	22.982	99.9	17.296	85.9	59.833
7 -	20.083	23.488	<b>100.5</b>	17.615	85.9	1:01.186	17 -	20.392	23.586	98.7	17.651	86.4	1:01.629
8 -	20.701	23.585	100.2	20.179	71.9	1:04.465	18 -	<b>19.251</b>	22.923	99.6	17.309	85.9	<b>59.483</b>
9 -	22.034	25.987	98.4	17.513	86.3	1:05.534	19 -	19.363	23.274	100.0	17.606	<b>87.2</b>	1:00.243
10 -	19.988	23.423	99.6	17.402	85.4	1:00.813	20 -	19.398	<b>22.905</b>	99.9	<b>17.272</b>	85.8	59.575
<b>27</b>	<b>Andrew SMITH</b>					<b>Beetle Tdi</b>							
1 -	Out	27.155	91.3	20.217	83.1	1:08.206	6 -	19.902	23.747	91.9	18.693	82.3	1:02.342
2 -	21.113	25.454	<b>95.1</b>	18.927	82.7	1:05.494	7 -	19.895	<b>23.498</b>	94.7	18.762	83.3	1:02.155
3 -	20.549	24.492	91.9	18.605	<b>84.1</b>	1:03.646	8 -	<b>19.641</b>	23.757	90.0	18.496	83.7	<b>1:01.894</b>
4 -	19.976	23.906	91.3	18.639	83.0	1:02.521	9 -	19.918	24.675	80.1	26.317	38.8	1:10.910
5 -	20.165	24.551	90.7	<b>18.485</b>	83.4	1:03.201	10 -	6:59.467	29.511	53.6	31.578	33.9	8:00.556
<b>32</b>	<b>Rob DANIELS</b>					<b>Golf MkV 2.0 Gti</b>							
1 -	Out	26.902	92.3	18.969	87.0	1:07.281	11 -	19.958	23.701	100.6	<b>17.363</b>	<b>89.0</b>	1:01.022
2 -	22.508	24.798	99.1	18.096	86.3	1:05.402	12 -	<b>19.894</b>	24.070	100.5	17.648	88.1	1:01.612
3 -	20.962	24.601	99.6	17.940	88.2	1:03.503	13 -	20.026	23.625	100.0	18.583	75.0	1:02.234
4 -	20.753	24.481	99.7	17.730	87.4	1:02.964	14 -	20.743	25.336	91.9	18.795	86.8	1:04.874
5 -	20.450	24.039	100.2	17.504	87.2	1:01.993	15 -	21.981	24.115	100.5	18.322	80.7	1:04.418
6 -	20.263	24.317	99.7	17.446	86.6	1:02.026	16 -	26.422	25.970	86.1	19.365	65.3	1:11.757
7 -	20.178	23.644	100.3	17.561	86.3	1:01.383	17 -	21.051	23.804	100.2	17.567	87.4	1:02.422
8 -	20.508	23.820	100.3	17.725	87.3	1:02.053	18 -	19.986	23.507	100.2	17.641	87.6	1:01.134
9 -	20.279	24.862	84.9	18.616	84.7	1:03.757	19 -	19.897	<b>23.252</b>	<b>100.9</b>	17.817	86.9	<b>1:00.966</b>
10 -	20.967	23.999	99.9	17.486	88.0	1:02.452							
<b>36</b>	<b>Anna WALEWSKA</b>					<b>Golf MkV 2.0 Gti</b>							
1 -	Out	26.068	90.3	18.758	85.9	1:05.559	10 -	19.792	23.331	98.5	18.241	83.6	1:01.364
2 -	20.802	25.347	98.5	18.181	<b>86.6</b>	1:04.330	11 -	20.354	23.835	96.6	18.097	83.9	1:02.286
3 -	20.082	23.788	100.2	18.290	<b>86.6</b>	1:02.160	12 -	19.873	23.522	99.4	18.077	83.1	1:01.472
4 -	19.982	23.553	100.5	18.361	84.8	1:01.896	13 -	20.244	23.284	99.3	18.357	85.1	1:01.885
5 -	<b>19.658</b>	<b>23.125</b>	<b>100.8</b>	20.885	41.7	1:03.668	14 -	19.791	23.796	99.1	18.491	84.0	1:02.078
6 -	1:08.858	23.411	99.1	18.215	84.2	1:50.484	15 -	19.843	23.792	99.6	17.707	86.3	1:01.342
7 -	19.797	23.314	99.3	18.084	83.9	<b>1:01.195</b>	16 -	19.901	24.329	91.9	20.856	44.7	1:05.086
8 -	20.857	23.434	97.7	18.763	84.8	1:03.054	17 -	2:01.889	24.266	99.7	<b>17.622</b>	<b>86.6</b>	2:43.777
9 -	19.781	23.449	98.8	18.108	85.3	1:01.338							
<b>41</b>	<b>Didge DZIURZYNSKI</b>					<b>Golf Mk 4</b>							
1 -	Out	29.381	74.4	18.998	87.5	1:10.147	11 -	19.157	<b>22.516</b>	100.9	17.301	89.6	<b>58.974</b>
2 -	20.285	23.749	100.5	17.580	90.6	1:01.614	12 -	19.134	22.739	100.3	17.343	90.2	59.216
3 -	20.690	25.104	97.5	17.352	<b>90.8</b>	1:03.146	13 -	19.114	24.383	97.4	17.606	88.4	1:01.103
4 -	19.892	23.653	98.5	17.484	89.2	1:01.029	14 -	19.186	22.960	100.3	17.446	89.6	59.592
5 -	19.953	23.301	<b>101.2</b>	<b>17.168</b>	90.1	1:00.422	15 -	19.082	22.701	100.5	17.458	89.0	59.241
6 -	19.601	22.748	100.6	17.289	89.7	59.638	16 -	<b>19.042</b>	22.606	99.7	17.530	88.9	59.178
7 -	19.293	22.791	100.8	17.357	89.6	59.441	17 -	19.170	22.877	99.9	17.498	88.9	59.545
8 -	20.161	25.281	81.9	23.714	35.8	1:09.156	18 -	20.579	24.553	97.5	17.723	89.7	1:02.855
9 -	1:20.525	23.194	99.7	17.517	89.1	2:01.236	19 -	19.058	22.720	99.3	17.412	89.7	59.190
10 -	19.396	22.667	100.8	17.337	89.1	59.400							
<b>44</b>	<b>Robin RILEY</b>					<b>Golf Mk4 TDI</b>							
1 -	Out	29.227	90.9	19.910	82.0	1:10.708	10 -	20.717	25.247	91.7	18.109	83.5	1:04.073
2 -	22.494	26.536	92.3	19.973	80.9	1:09.003	11 -	20.510	25.191	<b>94.3</b>	<b>17.985</b>	83.9	<b>1:03.686</b>
3 -	21.405	25.730	94.0	18.486	83.7	1:05.621	12 -	20.780	25.503	93.3	18.243	82.7	1:04.526
4 -	21.535	25.482	90.1	18.214	<b>84.8</b>	1:05.231	13 -	20.519	28.132	83.6	19.088	84.0	1:07.739
5 -	21.928	25.915	<b>94.3</b>	18.319	83.2	1:06.162	14 -	<b>20.347</b>	25.615	93.2	18.313	83.3	1:04.275
6 -	20.873	25.981	93.7	20.719	31.7	1:07.573	15 -	20.711	25.061	94.0	18.537	82.6	1:04.309
7 -	1:46.617	25.438	92.8	18.475	82.6	2:30.530	16 -	20.957	25.217	94.1	18.322	82.5	1:04.496

Knockhill  
Circuit Length = 1.2713 miles  
Start: 10:46 End: 11:08

Weather / Track : Cloudy / Dry

# Volkswagen Racing Cup Championship

## QUALIFYING - RACE 2 - ROUND 5 - SECTOR ANALYSIS

8 -	20.779	<b>25.002</b>	92.7	18.395	84.0	1:04.176	17 -	21.128	25.732	85.4	19.663	82.8	1:06.523											
9 -	20.851	25.566	91.7	18.240	83.4	1:04.657																		
<b>53</b>	<b>Steve CHAPLIN</b>												<b>Beetle 3.2 Rsi</b>											
1 -	Out	26.064	84.1	20.682	81.1	1:07.323	11 -	19.858	23.234	101.2	17.291	88.8	1:00.383											
2 -	20.634	23.942	100.0	17.674	87.4	1:02.250	12 -	19.301	23.123	101.1	17.218	88.5	59.642											
3 -	20.225	23.869	100.6	18.261	87.5	1:02.355	13 -	19.408	23.272	101.5	17.371	88.8	1:00.051											
4 -	19.926	23.425	100.3	17.331	88.4	1:00.682	14 -	19.413	22.885	101.7	17.369	88.2	59.667											
5 -	21.669	28.876	75.7	21.298	75.8	1:11.843	15 -	19.301	<b>22.626</b>	101.5	17.289	88.9	<b>59.216</b>											
6 -	20.678	23.227	100.6	17.301	88.5	1:01.206	16 -	21.703	25.016	94.5	17.786	88.9	1:04.505											
7 -	19.572	23.202	101.1	17.285	88.9	1:00.059	17 -	<b>19.198</b>	23.278	100.5	18.065	84.0	1:00.541											
8 -	19.456	23.135	101.8	17.420	88.5	1:00.011	18 -	21.084	23.738	100.9	17.373	89.1	1:02.195											
9 -	20.021	23.227	101.1	<b>17.154</b>	<b>89.6</b>	1:00.402	19 -	19.646	23.336	100.3	17.350	88.7	1:00.332											
10 -	19.637	23.174	<b>102.8</b>	17.468	88.0	1:00.279																		
<b>66</b>	<b>Liam GRIFFIN</b>												<b>Scirocco 2.0 TSI GT</b>											
1 -	Out	25.907	98.8	18.633	85.5	1:04.929	11 -	19.064	22.887	99.4	17.119	86.8	59.070											
2 -	20.907	23.951	99.4	17.567	86.1	1:02.425	12 -	21.550	25.638	91.4	18.239	87.8	1:05.427											
3 -	19.836	23.676	99.9	17.334	85.6	1:00.846	13 -	18.988	22.912	98.4	<b>17.018</b>	86.5	58.918											
4 -	19.799	23.665	99.3	17.363	86.7	1:00.827	14 -	19.318	25.450	84.4	18.359	86.5	1:03.127											
5 -	19.293	23.048	99.9	17.035	86.3	59.376	15 -	<b>18.964</b>	<b>22.603</b>	<b>101.1</b>	17.116	88.1	<b>58.683</b>											
6 -	19.260	22.930	100.2	17.142	86.4	59.332	16 -	19.078	22.801	100.0	17.120	87.6	58.999											
7 -	19.647	27.366	79.6	19.558	79.0	1:06.571	17 -	19.072	27.453	66.6	19.462	86.6	1:05.987											
8 -	23.695	26.450	95.6	17.424	86.6	1:07.569	18 -	18.999	22.625	99.7	17.081	<b>88.3</b>	58.705											
9 -	19.203	23.164	100.3	17.327	87.8	59.694	19 -	22.209	28.390	81.1	20.236	48.4	1:10.835											
10 -	19.032	22.807	100.6	17.249	87.5	59.088																		
<b>69</b>	<b>James WALKER</b>												<b>Golf MkV 2.0 Gti</b>											
1 -	Out	26.114	90.0	18.680	87.8	1:05.451	10 -	<b>19.041</b>	23.295	97.8	17.296	<b>89.2</b>	<b>59.632</b>											
2 -	20.604	23.848	<b>100.6</b>	18.260	89.0	1:02.712	11 -	19.308	23.174	97.7	17.568	87.6	1:00.050											
3 -	20.736	24.877	97.5	17.414	88.3	1:03.027	12 -	19.047	23.350	98.5	17.538	87.7	59.935											
4 -	21.490	23.752	96.1	17.445	87.2	1:02.687	13 -	19.249	23.115	96.1	17.505	87.5	59.869											
5 -	21.538	24.929	98.5	19.435	47.9	1:05.902	14 -	19.328	23.172	96.4	17.655	87.7	1:00.155											
6 -	2:50.875	24.612	97.5	18.517	87.0	3:34.004	15 -	19.340	23.169	98.3	17.506	87.5	1:00.015											
7 -	21.990	23.715	97.4	17.274	87.8	1:02.979	16 -	19.389	23.206	97.4	17.514	87.6	1:00.109											
8 -	19.226	24.236	97.7	17.260	88.3	1:00.722	17 -	19.155	<b>23.045</b>	99.1	17.478	88.3	59.678											
9 -	19.590	23.220	98.3	<b>17.144</b>	88.3	59.954																		

Knockhill  
Circuit Length = 1.2713 miles  
Start: 10:46 End: 11:08

Weather / Track : Cloudy / Dry

# Volkswagen Racing Cup Championship

## QUALIFYING - RACE 2 - ROUND 5 - BEST SECTOR TIMES

SECTOR 1			SECTOR 2			SECTOR 3			IDEAL / BEST COMPARISON						
POS	NO	NAME	TIME	NO	NAME	TIME	NO	NAME	TIME	POS	NO	NAME	IDEAL	BEST	DIFF
1	1	FULBROOK	18.937	41	DZIURZYNSKI	22.516	66	GRIFFIN	17.018	1	66	GRIFFIN	58.585	58.683	0.098
2	66	GRIFFIN	18.964	1	FULBROOK	22.533	69	WALKER	17.144	2	1	FULBROOK	58.708	58.882	0.174
3	69	WALKER	19.041	66	GRIFFIN	22.603	53	CHAPLIN	17.154	3	41	DZIURZYNSKI	58.726	58.974	0.248
4	41	DZIURZYNSKI	19.042	53	CHAPLIN	22.626	41	DZIURZYNSKI	17.168	4	53	CHAPLIN	58.978	59.216	0.238
5	14	FELIX	19.063	14	FELIX	22.678	1	FULBROOK	17.238	5	14	FELIX	59.074	59.259	0.185
6	53	CHAPLIN	19.198	20	KURTON	22.905	20	KURTON	17.272	6	69	WALKER	59.230	59.632	0.402
7	20	KURTON	19.251	69	WALKER	23.045	14	FELIX	17.333	7	20	KURTON	59.428	59.483	0.055
8	9	WYHINNY	19.440	7	SNAYLAM	23.108	32	DANIELS	17.363	8	7	SNAYLAM	1:00.080	1:00.132	0.052
9	8	MASON	19.444	36	WALEWSKA	23.125	7	SNAYLAM	17.401	9	8	MASON	1:00.306	1:00.678	0.372
10	7	SNAYLAM	19.571	9	WYHINNY	23.208	8	MASON	17.523	10	9	WYHINNY	1:00.363	1:00.540	0.177
11	27	SMITH	19.641	32	DANIELS	23.252	36	WALEWSKA	17.622	11	36	WALEWSKA	1:00.405	1:01.195	0.790
12	36	WALEWSKA	19.658	8	MASON	23.339	9	WYHINNY	17.715	12	32	DANIELS	1:00.509	1:00.966	0.457
13	5	ROSS	19.695	27	SMITH	23.498	5	ROSS	17.769	13	5	ROSS	1:00.966	1:01.073	0.107
14	32	DANIELS	19.894	5	ROSS	23.502	44	RILEY	17.985	14	27	SMITH	1:01.624	1:01.894	0.270
15	44	RILEY	20.347	44	RILEY	25.002	27	SMITH	18.485	15	44	RILEY	1:03.334	1:03.686	0.352
												Perfect Lap		58.471	

Weather / Track : Cloudy / Dry

www.tsl-timing.com

Knockhill  
Circuit Length = 1.2713 miles  
Start: 10:46 End: 11:08


Printed - 11.12 Saturday, 13 June 2009

**Volkswagen Racing Cup Championship**  
**QUALIFYING - RACE 2 - ROUND 5 - SPEED TRAPS**

SECTOR 1				SECTOR 2			FINISH LINE		
POS	NO	NAME	MPH	NO	NAME	MPH	NO	NAME	MPH
1				53	Steve CHAPLIN	102.8	41	Didge DZIURZYNSKI	90.8
2				7	Timothy SNAYLAM	101.4	53	Steve CHAPLIN	89.6
3				41	Didge DZIURZYNSKI	101.2	69	James WALKER	89.2
4				66	Liam GRIFFIN	101.1	1	Joe FULBROOK	89.0
5				1	Joe FULBROOK	100.9	32	Rob DANIELS	89.0
6				32	Rob DANIELS	100.9	66	Liam GRIFFIN	88.3
7				36	Anna WALEWSKA	100.8	14	Peter FELIX	87.5
8				69	James WALKER	100.6	7	Timothy SNAYLAM	87.4
9				20	Michael KURTON	100.5	20	Michael KURTON	87.2
10				14	Peter FELIX	99.3	36	Anna WALEWSKA	86.6
11				8	Aaron MASON	98.1	9	Peter WYHINNY	86.3
12				5	Doug ROSS	97.3	8	Aaron MASON	85.8
13				9	Peter WYHINNY	97.1	5	Doug ROSS	85.7
14				27	Andrew SMITH	95.1	44	Robin RILEY	84.8
15				44	Robin RILEY	94.3	27	Andrew SMITH	84.1

# Volkswagen Racing Cup Championship

## RACE 2 - ROUND 5 - GRID

ROW 8	1:03.686 44 Robin RILEY	
ROW 7	1:01.195 36 Anna WALEWSKA	1:01.894 27 Andrew SMITH
ROW 6	1:00.966 32 Rob DANIELS	1:01.073 5 Doug ROSS
ROW 5	1:00.540 9 Peter WYHINNY	1:00.678 8 Aaron MASON
ROW 4	59.632 69 James WALKER	1:00.132 7 Timothy SNAYLAM
ROW 3	59.259 14 Peter FELIX	59.483 20 Michael KURTON
ROW 2	58.974 41 Didge DZIURZYNSKI	59.216 53 Steve CHAPLIN
ROW 1	58.683 66 Liam GRIFFIN	58.882 1 Joe FULBROOK
<b>Pole</b>		
		

Knockhill  
Circuit Length = 1.2713 miles

**These results are provisional until the conclusion of any judicial and technical matters.**

Clerk of Course :		Timekeeper :

# Volkswagen Racing Cup Championship

## RACE 2 - ROUND 5 - CLASSIFICATION

POS	NO	CL	NAME	ENTRY	LAPS	TIME	GAP	DIFF	MPH	BEST	ON
1	1		<b>Joe FULBROOK</b>	Bora 1.8T	20	20:04.670			75.98	59.513	18
2	66		<b>Liam GRIFFIN</b>	Scirocco 2.0 TSI GT	20	20:05.190	<b>0.520</b>	0.520	75.95	59.190	14
3	53		<b>Steve CHAPLIN</b>	Beetle 3.2 Rsi	20	20:18.295	<b>13.625</b>	13.105	75.13	1:00.062	9
4	69		<b>James WALKER</b>	Golf MkV 2.0 Gti	20	20:23.364	<b>18.694</b>	5.069	74.82	1:00.102	5
5	20		<b>Michael KURTON</b>	Scirocco 2.0 TSI GT	20	20:25.579	<b>20.909</b>	2.215	74.68	59.911	9
6	8		<b>Aaron MASON</b>	Golf MkV 2.0 Gti	20	20:31.251	<b>26.581</b>	5.672	74.34	1:00.675	7
7	36		<b>Anna WALEWSKA</b>	Golf MkV 2.0 Gti	20	20:33.842	<b>29.172</b>	2.591	74.18	1:00.483	17
8	7		<b>Timothy SNAYLAM</b>	Golf MkV 2.0 Gti	20	20:37.246	<b>32.576</b>	3.404	73.98	1:00.269	17
9	5		<b>Doug ROSS</b>	Polo 2.0	20	20:38.065	<b>33.395</b>	0.819	73.93	1:00.551	18
10	9		<b>Peter WYHINNY</b>	Caddy Sportline	20	20:44.191	<b>39.521</b>	6.126	73.57	1:01.048	7
11	32		<b>Rob DANIELS</b>	Golf MkV 2.0 Gti	20	20:50.100	<b>45.430</b>	5.909	73.22	1:00.877	17
12	41		<b>Didge DZIURZYNSKI</b>	Golf Mk 4	20	20:53.123	<b>48.453</b>	3.023	73.04	59.339	14
13	44		<b>Robin RILEY</b>	Golf Mk4 TDI	19	20:59.711	<b>1 lap</b>	1 lap	69.03	1:04.213	8

### NOT CLASSIFIED

DNF	27		<b>Andrew SMITH</b>	Beetle Tdi	4	10:42.719	<b>16 laps</b>	15 laps	28.48	1:02.407	2
DNF	14		<b>Peter FELIX</b>	Golf MkV 2.0 Gti	3	3:44.819	<b>17 laps</b>	1 lap	61.07	1:00.981	2

### FASTEST LAP

	66		<b>Liam GRIFFIN</b>	Scirocco 2.0 TSI GT	14	59.190		77.32 mph		124.43 kph	
--	----	--	---------------------	---------------------	----	--------	--	-----------	--	------------	--

Weather / Track : Cloudy / Dry

These results are provisional until the conclusion of any judicial and technical matters.

Knockhill  
Circuit Length = 1.2713 miles  
Start: 14:05 End: 14:26

Clerk of Course :		Timekeeper :	
-------------------	--	--------------	--

# Volkswagen Racing Cup Championship

## RACE 2 - ROUND 5 - LAP CHART

Lap 1			Lap 2			Lap 3			Lap 4			Lap 5		
No	Behind	Laptime	No	Behind	Laptime	No	Behind	Laptime	No	Behind	Laptime	No	Behind	Laptime
1		1:04.935	1		1:00.541	1		1:00.067	1		59.810	1		1:00.378
66	0.398	1:05.333	66	0.412	1:00.555	66	0.285	59.940	66	0.805	1:00.330	41	1.205	59.973
41	2.030	1:06.965	41	1.956	1:00.467	41	1.814	59.925	41	1.610	59.606	66	1.485	1:01.058
53	2.609	1:07.544	53	2.919	1:00.851	53	3.340	1:00.488	53	3.879	1:00.349	53	3.948	1:00.447
69	2.752	1:07.687	69	3.137	1:00.926	69	4.063	1:00.993	69	4.621	1:00.368	69	4.345	1:00.102
20	3.377	1:08.312	20	4.263	1:01.427	20	4.813	1:00.617	20	5.253	1:00.250	20	5.597	1:00.722
7	3.750	1:08.685	14	5.176	1:00.981	8	8.178	1:02.248	8	9.267	1:00.899	8	9.652	1:00.763
14	4.736	1:09.671	7	5.427	1:02.218	7	8.767	1:03.407	7	10.095	1:01.138	5	11.510	1:00.910
8	5.174	1:10.109	8	5.997	1:01.364	5	9.755	1:03.132	5	10.978	1:01.033	7	11.644	1:01.927
5	5.392	1:10.327	5	6.690	1:01.839	36	10.395	1:02.379	36	11.467	1:00.882	36	12.021	1:00.932
9	5.731	1:10.666	9	7.019	1:01.829	32	12.124	1:03.463	9	14.755	1:01.275	9	15.762	1:01.385
36	6.428	1:11.363	36	8.083	1:02.196	9	13.290	1:06.338	32	14.989	1:02.675	32	16.913	1:02.302
32	6.620	1:11.555	32	8.728	1:02.649	44	20.216	1:06.001	44	24.827	1:04.421	44	28.908	1:04.459
27	8.065	1:13.000	27	9.931	1:02.407	27	28.785	1:18.921						
44	9.526	1:14.461	44	14.282	1:05.297	14	38.514	1:33.405						

# Volkswagen Racing Cup Championship

## RACE 2 - ROUND 5 - LAP CHART

Lap 6			Lap 7			Lap 8			Lap 9			Lap 10		
No	Behind	Laptime	No	Behind	Laptime	No	Behind	Laptime	No	Behind	Laptime	No	Behind	Laptime
1		1:00.068	1		1:00.086	41		1:00.420	41		59.676	41		59.751
41	0.614	59.477	41	0.283	59.755	1	0.219	1:00.922	1	0.272	59.729	1	0.362	59.841
66	0.959	59.542	66	0.545	59.672	66	1.178	1:01.336	66	0.724	59.222	66	0.626	59.653
53	4.079	1:00.199	53	4.592	1:00.599	53	4.389	1:00.500	53	4.775	1:00.062	53	5.331	1:00.307
69	4.553	1:00.276	69	5.100	1:00.633	69	4.826	1:00.429	69	5.594	1:00.444	69	6.399	1:00.556
20	5.546	1:00.017	20	8.267	1:02.807	20	8.122	1:00.558	20	8.357	59.911	20	8.853	1:00.247
8	10.451	1:00.867	8	11.040	1:00.675	8	12.714	1:02.377	8	14.290	1:01.252	8	15.946	1:01.407
5	12.928	1:01.486	5	14.288	1:01.446	5	15.477	1:01.892	5	17.332	1:01.531	7	18.783	1:01.110
7	13.617	1:02.041	7	14.953	1:01.422	7	15.717	1:01.467	7	17.424	1:01.383	36	19.750	1:01.738
36	15.435	1:03.482	36	16.408	1:01.059	36	16.377	1:00.672	36	17.763	1:01.062	5	20.026	1:02.445
9	16.871	1:01.177	9	17.833	1:01.048	9	18.346	1:01.216	9	19.964	1:01.294	9	21.535	1:01.322
32	19.431	1:02.586	32	21.603	1:02.258	32	22.920	1:02.020	32	24.541	1:01.297	32	26.446	1:01.656
44	34.408	1:05.568	44	39.221	1:04.899	44	42.731	1:04.213	44	47.345	1:04.290	27	6 LAPS	7:07.760
												44	52.401	1:04.807

# Volkswagen Racing Cup Championship

## RACE 2 - ROUND 5 - LAP CHART

Lap 11			Lap 12			Lap 13			Lap 14			Lap 15		
No	Behind	Laptime	No	Behind	Laptime	No	Behind	Laptime	No	Behind	Laptime	No	Behind	Laptime
41		59.776	41		59.925	41		1:00.402	41		59.339	41		59.445
1	0.283	59.697	1	0.527	1:00.169	1	0.049	59.924	1	0.410	59.700	1	0.499	59.534
66	0.741	59.891	66	1.171	1:00.355	66	0.787	1:00.018	66	0.638	59.190	66	1.144	59.951
53	5.944	1:00.389	53	6.373	1:00.354	44	1 LAP	1:08.931	53	7.594	1:00.698	53	8.578	1:00.429
69	6.929	1:00.306	69	7.644	1:00.640	53	6.235	1:00.264	69	9.517	1:00.951	69	11.157	1:01.085
20	10.187	1:01.110	20	11.842	1:01.580	69	7.905	1:00.663	44	1 LAP	1:05.888	20	16.206	1:01.187
8	17.068	1:00.898	8	17.983	1:00.840	20	12.912	1:01.472	20	14.464	1:00.891	8	21.532	1:01.045
7	19.483	1:00.476	7	20.312	1:00.754	8	18.558	1:00.977	8	19.932	1:00.713	44	1 LAP	1:08.573
36	20.709	1:00.735	36	21.338	1:00.554	7	21.103	1:01.193	7	22.867	1:01.103	36	25.413	1:01.074
5	21.562	1:01.312	5	22.820	1:01.183	36	21.902	1:00.966	36	23.784	1:01.221	7	25.881	1:02.459
9	22.850	1:01.091	9	24.805	1:01.880	5	23.510	1:01.092	5	25.169	1:00.998	5	26.496	1:00.772
32	28.748	1:02.078	32	30.146	1:01.323	9	26.382	1:01.979	9	28.688	1:01.645	9	30.906	1:01.663
44	57.282	1:04.657				32	31.348	1:01.604	32	34.371	1:02.362	32	36.651	1:01.725

# Volkswagen Racing Cup Championship

## RACE 2 - ROUND 5 - LAP CHART

Lap 16			Lap 17			Lap 18			Lap 19			Lap 20		
No	Behind	Laptime	No	Behind	Laptime	No	Behind	Laptime	No	Behind	Laptime	No	Behind	Laptime
41		59.878	41		59.572	1		59.513	1		1:00.123	1		1:00.249
1	0.410	59.789	1	0.433	59.595	66	0.557	59.786	66	0.540	1:00.106	66	0.520	1:00.229
66	0.732	59.466	66	0.717	59.557	41	3.211	1:03.157	53	12.689	1:01.674	53	13.625	1:01.185
53	9.151	1:00.451	53	10.066	1:00.487	53	11.138	1:01.018	69	17.664	1:01.782	69	18.694	1:01.279
69	12.463	1:01.184	69	14.294	1:01.403	69	16.005	1:01.657	20	20.258	1:01.117	20	20.909	1:00.900
20	17.263	1:00.935	20	18.280	1:00.589	20	19.264	1:00.930	41	25.007	1:21.919	8	26.581	1:00.852
8	22.520	1:00.866	8	23.971	1:01.023	8	25.010	1:00.985	8	25.978	1:01.091	36	29.172	1:00.974
36	26.125	1:00.590	36	27.036	1:00.483	36	27.816	1:00.726	36	28.447	1:00.754	7	32.576	1:01.776
7	26.625	1:00.622	7	27.322	1:00.269	7	28.507	1:01.131	7	31.049	1:02.665	5	33.395	1:01.467
5	27.493	1:00.875	5	28.591	1:00.670	5	29.196	1:00.551	5	32.177	1:03.104	9	39.521	1:01.961
44	1 LAP	1:08.767	9	34.421	1:01.532	9	36.077	1:01.602	9	37.809	1:01.855	32	45.430	1:01.592
9	32.461	1:01.433	44	1 LAP	1:06.913	32	42.295	1:02.425	32	44.087	1:01.915	41	48.453	1:23.695
32	38.511	1:01.738	32	39.816	1:00.877	44	1 LAP	1:06.591	44	1 LAP	1:05.134	44	1 LAP	1:05.841

# Volkswagen Racing Cup Championship

## RACE 2 - ROUND 5 - SECTOR ANALYSIS

1		Joe FULBROOK				Bora 1.8T							
1 -		23.977	96.7	17.545	88.5	1:04.935	11 -	<b>19.252</b>	22.961	98.1	17.484	87.4	59.697
2 -	19.942	23.262	97.5	17.337	88.5	1:00.541	12 -	19.482	22.985	<b>98.5</b>	17.702	88.2	1:00.169
3 -	19.670	23.112	97.8	17.285	<b>89.6</b>	1:00.067	13 -	19.468	23.004	98.3	17.452	87.8	59.924
4 -	19.548	22.981	97.8	<b>17.281</b>	88.7	59.810	14 -	19.420	<b>22.841</b>	98.4	17.439	88.7	59.700
5 -	19.791	23.265	97.4	17.322	88.7	1:00.378	15 -	19.321	22.906	97.5	17.307	89.1	59.534
6 -	19.583	23.030	97.5	17.455	88.7	1:00.068	16 -	19.419	22.989	98.3	17.381	89.0	59.789
7 -	19.427	23.147	97.3	17.512	88.3	1:00.086	17 -	19.315	22.950	97.8	17.330	88.5	59.595
8 -	20.259	23.177	98.0	17.486	88.4	1:00.922	18 -	19.296	22.898	98.3	17.319	88.3	<b>59.513</b>
9 -	19.347	22.967	98.0	17.415	87.8	59.729	19 -	19.686	23.038	97.7	17.399	88.4	1:00.123
10 -	19.453	22.960	98.0	17.428	88.9	59.841	20 -	19.538	23.163	97.1	17.548	88.3	1:00.249
5		Doug ROSS				Polo 2.0							
1 -		25.765	95.2	18.000	85.7	1:10.327	11 -	19.786	23.739	96.3	17.787	85.3	1:01.312
2 -	20.178	23.527	97.5	18.134	84.8	1:01.839	12 -	19.712	23.534	97.0	17.937	85.5	1:01.183
3 -	21.352	23.557	<b>99.3</b>	18.223	82.6	1:03.132	13 -	19.545	23.489	97.4	18.058	83.9	1:01.092
4 -	19.697	23.341	97.4	17.995	84.8	1:01.033	14 -	19.447	23.512	97.3	18.039	85.4	1:00.998
5 -	19.495	23.435	97.1	17.980	84.8	1:00.910	15 -	19.445	23.491	96.1	17.836	<b>86.3</b>	1:00.772
6 -	19.614	23.979	94.4	17.893	84.8	1:01.486	16 -	<b>19.329</b>	23.533	97.8	18.013	84.5	1:00.875
7 -	19.354	24.188	94.3	17.904	84.6	1:01.446	17 -	19.565	23.320	97.8	<b>17.785</b>	85.4	1:00.670
8 -	19.659	24.180	94.4	18.053	85.7	1:01.892	18 -	19.364	<b>23.310</b>	97.5	17.877	85.6	<b>1:00.551</b>
9 -	19.720	23.834	95.7	17.977	85.2	1:01.531	19 -	19.478	23.643	97.1	19.983	83.2	1:03.104
10 -	20.224	23.538	95.6	18.683	83.4	1:02.445	20 -	20.099	23.550	95.7	17.818	84.8	1:01.467
7		Timothy SNAYLAM				Golf MkV 2.0 Gti							
1 -		24.495	98.8	17.993	88.0	1:08.685	11 -	<b>19.411</b>	23.454	98.7	17.611	86.9	1:00.476
2 -	20.746	23.694	97.7	17.778	87.8	1:02.218	12 -	19.710	23.427	98.3	17.617	86.3	1:00.754
3 -	22.196	23.737	99.4	17.474	87.0	1:03.407	13 -	19.620	23.912	98.8	17.661	85.7	1:01.193
4 -	20.092	23.530	99.4	17.516	86.5	1:01.138	14 -	19.758	23.730	98.8	17.615	86.9	1:01.103
5 -	19.770	24.017	94.7	18.140	85.3	1:01.927	15 -	19.756	23.968	97.4	18.735	85.8	1:02.459
6 -	20.147	24.401	95.9	17.493	87.8	1:02.041	16 -	19.580	23.498	<b>100.2</b>	17.544	87.8	1:00.622
7 -	20.148	23.724	97.8	17.550	87.7	1:01.422	17 -	19.501	<b>23.381</b>	<b>100.2</b>	<b>17.387</b>	87.8	<b>1:00.269</b>
8 -	19.627	23.865	98.5	17.975	87.5	1:01.467	18 -	19.853	23.624	99.1	17.654	<b>88.1</b>	1:01.131
9 -	19.766	23.818	99.4	17.799	86.9	1:01.383	19 -	19.494	24.059	98.0	19.112	85.2	1:02.665
10 -	19.746	23.614	97.1	17.750	86.9	1:01.110	20 -	20.239	23.770	98.5	17.767	85.7	1:01.776
8		Aaron MASON				Golf MkV 2.0 Gti							
1 -		25.128	94.8	18.606	85.5	1:10.109	11 -	19.696	23.644	96.3	17.558	85.8	1:00.898
2 -	20.012	23.566	<b>97.7</b>	17.786	84.9	1:01.364	12 -	19.590	23.613	96.0	17.637	85.5	1:00.840
3 -	21.194	23.451	97.1	17.603	85.1	1:02.248	13 -	19.689	23.494	97.1	17.794	85.2	1:00.977
4 -	19.795	23.462	97.1	17.642	85.2	1:00.899	14 -	19.593	23.450	97.0	17.670	85.3	1:00.713
5 -	19.670	<b>23.450</b>	95.9	17.643	85.8	1:00.763	15 -	19.587	23.684	97.0	17.774	85.3	1:01.045
6 -	19.616	23.719	96.8	17.532	85.9	1:00.867	16 -	19.508	23.708	96.0	17.650	85.1	1:00.866
7 -	19.566	23.645	96.7	<b>17.464</b>	85.7	<b>1:00.675</b>	17 -	19.410	23.748	95.9	17.865	84.9	1:01.023
8 -	19.538	24.746	94.8	18.093	84.9	1:02.377	18 -	19.550	23.686	96.8	17.749	84.8	1:00.985
9 -	19.813	23.758	96.1	17.681	85.6	1:01.252	19 -	19.516	23.781	96.0	17.794	<b>86.1</b>	1:01.091
10 -	19.728	23.905	94.4	17.774	85.3	1:01.407	20 -	<b>19.397</b>	23.806	95.7	17.649	84.9	1:00.852
9		Peter WYHINNY				Caddy Sportline							
1 -		25.436	93.3	18.131	85.3	1:10.666	11 -	19.586	<b>23.269</b>	96.3	18.236	84.6	1:01.091
2 -	20.246	23.498	<b>97.5</b>	18.085	85.4	1:01.829	12 -	19.643	23.810	95.7	18.427	83.5	1:01.880
3 -	23.680	24.485	94.4	18.173	85.5	1:06.338	13 -	19.743	24.025	94.4	18.211	84.3	1:01.979
4 -	19.586	23.481	96.4	18.208	84.1	1:01.275	14 -	19.711	23.721	95.5	18.213	84.3	1:01.645
5 -	19.842	23.631	95.7	17.912	85.1	1:01.385	15 -	19.805	23.782	96.1	18.076	84.8	1:01.663
6 -	19.561	23.654	95.9	17.962	<b>85.6</b>	1:01.177	16 -	<b>19.520</b>	23.638	96.0	18.275	83.8	1:01.433
7 -	19.538	23.521	96.0	17.989	85.3	<b>1:01.048</b>	17 -	19.757	23.677	94.8	18.098	84.5	1:01.532
8 -	19.693	23.641	96.0	<b>17.882</b>	84.8	1:01.216	18 -	19.646	23.740	95.5	18.216	83.9	1:01.602
9 -	19.675	23.372	96.7	18.247	84.8	1:01.294	19 -	19.771	23.792	95.3	18.292	84.1	1:01.855
10 -	19.527	23.613	96.0	18.182	84.7	1:01.322	20 -	19.619	24.067	94.7	18.275	84.3	1:01.961
14		Peter FELIX				Golf MkV 2.0 Gti							
1 -		25.267	96.8	17.705	<b>87.2</b>	1:09.671	3 -	30.738	32.236	66.2	30.431	25.7	1:33.405
2 -	<b>19.951</b>	<b>23.525</b>	<b>98.1</b>	<b>17.505</b>	85.2	<b>1:00.981</b>							

Knockhill  
 Circuit Length = 1.2713 miles  
 Start: 14:05 End: 14:26

Weather / Track : Cloudy / Dry

# Volkswagen Racing Cup Championship

## RACE 2 - ROUND 5 - SECTOR ANALYSIS

<b>20</b>	<b>Michael KURTON</b>				<b>Scirocco 2.0 TSI GT</b>								
1 -		24.214	99.3	18.222	85.1	1:08.312	11 -	19.657	23.933	98.5	17.520	86.8	1:01.110
2 -	20.591	23.148	99.1	17.688	86.3	1:01.427	12 -	19.883	23.979	98.7	17.718	86.4	1:01.580
3 -	19.919	23.234	100.3	17.464	87.2	1:00.617	13 -	19.847	24.159	98.8	17.466	87.2	1:01.472
4 -	19.895	23.092	<b>100.6</b>	17.263	87.4	1:00.250	14 -	19.778	23.492	100.2	17.621	85.6	1:00.891
5 -	19.888	23.388	99.6	17.446	86.8	1:00.722	15 -	19.965	23.818	99.1	17.404	<b>88.1</b>	1:01.187
6 -	19.768	<b>22.868</b>	100.5	17.381	86.9	1:00.017	16 -	19.641	23.974	99.0	17.320	87.5	1:00.935
7 -	21.422	23.968	99.0	17.417	85.9	1:02.807	17 -	19.705	23.635	99.6	<b>17.249</b>	87.4	1:00.589
8 -	19.769	23.492	98.8	17.297	87.3	1:00.558	18 -	19.749	23.779	99.6	17.402	86.9	1:00.930
9 -	<b>19.526</b>	23.026	99.7	17.359	86.9	<b>59.911</b>	19 -	19.763	23.912	98.4	17.442	87.8	1:01.117
10 -	19.634	23.239	99.4	17.374	86.0	1:00.247	20 -	19.759	23.614	99.3	17.527	87.2	1:00.900
<b>27</b>	<b>Andrew SMITH</b>				<b>Beetle Tdi</b>								
1 -		25.937	90.6	18.720	<b>84.3</b>	1:13.000	3 -	21.210	27.565	57.8	30.146	38.7	1:18.921
2 -	<b>20.276</b>	<b>23.705</b>	<b>92.1</b>	<b>18.426</b>	84.2	<b>1:02.407</b>	4 -	6:20.007	25.124	89.6	22.629	36.8	7:07.760
<b>32</b>	<b>Rob DANIELS</b>				<b>Golf MkV 2.0 Gti</b>								
1 -		25.189	97.7	18.466	88.4	1:11.555	11 -	20.157	24.105	98.4	17.816	87.4	1:02.078
2 -	20.915	23.659	99.0	18.075	83.3	1:02.649	12 -	19.855	23.803	99.4	17.665	87.2	1:01.323
3 -	21.626	24.113	98.1	17.724	87.0	1:03.463	13 -	20.190	23.917	98.8	17.497	86.7	1:01.604
4 -	19.752	24.206	97.7	18.717	86.4	1:02.675	14 -	20.079	24.530	97.4	17.753	87.4	1:02.362
5 -	20.703	23.890	99.4	17.709	88.9	1:02.302	15 -	20.081	24.053	<b>99.6</b>	17.591	89.0	1:01.725
6 -	20.111	24.612	97.5	17.863	87.5	1:02.586	16 -	20.049	24.162	98.3	17.527	<b>89.4</b>	1:01.738
7 -	19.962	24.393	98.1	17.903	87.2	1:02.258	17 -	19.886	<b>23.656</b>	99.0	<b>17.335</b>	89.2	<b>1:00.877</b>
8 -	20.267	24.070	99.3	17.683	87.6	1:02.020	18 -	<b>19.736</b>	25.066	97.1	17.623	87.6	1:02.425
9 -	19.970	23.756	99.3	17.571	86.7	1:01.297	19 -	20.105	23.995	98.1	17.815	88.5	1:01.915
10 -	19.983	23.990	99.4	17.683	87.6	1:01.656	20 -	19.929	23.889	99.0	17.774	89.2	1:01.592
<b>36</b>	<b>Anna WALEWSKA</b>				<b>Golf MkV 2.0 Gti</b>								
1 -		25.340	90.9	18.499	85.7	1:11.363	11 -	19.575	23.409	99.0	17.751	86.1	1:00.735
2 -	20.709	23.400	98.1	18.087	84.8	1:02.196	12 -	<b>19.341</b>	23.189	97.4	18.024	86.0	1:00.554
3 -	20.409	23.796	93.3	18.174	85.1	1:02.379	13 -	19.399	23.600	98.0	17.967	85.5	1:00.966
4 -	19.783	<b>23.082</b>	99.4	18.017	86.3	1:00.882	14 -	19.641	23.461	99.1	18.119	85.7	1:01.221
5 -	19.797	23.288	98.7	17.847	86.1	1:00.932	15 -	19.597	23.191	99.3	18.286	86.9	1:01.074
6 -	20.082	25.060	94.4	18.340	87.2	1:03.482	16 -	19.406	23.371	98.3	17.813	86.3	1:00.590
7 -	19.635	23.683	98.7	17.741	86.8	1:01.059	17 -	19.511	23.341	99.3	<b>17.631</b>	87.3	<b>1:00.483</b>
8 -	19.528	23.246	100.3	17.898	<b>87.7</b>	1:00.672	18 -	19.623	23.472	99.9	17.631	87.3	1:00.726
9 -	19.808	23.314	<b>100.6</b>	17.940	85.7	1:01.062	19 -	19.346	23.587	98.7	17.821	86.9	1:00.754
10 -	20.079	23.478	99.0	18.181	85.3	1:01.738	20 -	19.541	23.276	100.5	18.157	85.2	1:00.974
<b>41</b>	<b>Didge DZIURZYNSKI</b>				<b>Golf Mk 4</b>								
1 -		24.628	95.9	17.597	88.7	1:06.965	11 -	19.196	23.018	99.4	17.562	89.7	59.776
2 -	19.552	23.456	97.8	17.459	89.2	1:00.467	12 -	19.182	23.098	99.6	17.645	88.8	59.925
3 -	19.345	23.149	98.7	17.431	89.2	59.925	13 -	19.263	23.385	99.9	17.754	90.0	1:00.402
4 -	19.276	22.962	100.0	17.368	88.7	59.606	14 -	19.063	<b>22.744</b>	99.7	17.532	89.1	<b>59.339</b>
5 -	19.303	22.887	99.9	17.783	89.6	59.973	15 -	<b>19.025</b>	22.827	99.6	17.593	89.2	59.445
6 -	19.201	22.912	99.6	<b>17.364</b>	90.2	59.477	16 -	19.338	22.951	98.5	17.589	89.1	59.878
7 -	19.201	22.944	<b>100.3</b>	17.610	<b>90.6</b>	59.755	17 -	19.060	22.946	99.1	17.566	90.4	59.572
8 -	19.615	23.354	98.8	17.451	89.7	1:00.420	18 -	19.075	23.105	99.3	20.977	76.0	1:03.157
9 -	19.074	23.062	98.7	17.540	90.0	59.676	19 -	27.165	33.756	69.3	20.998	81.4	1:21.919
10 -	19.089	22.957	99.0	17.705	89.6	59.751	20 -	27.516	34.007	76.9	22.172	71.9	1:23.695
<b>44</b>	<b>Robin RILEY</b>				<b>Golf Mk4 TDI</b>								
1 -		26.776	90.8	18.697	83.0	1:14.461	11 -	20.446	25.659	88.9	18.552	83.0	1:04.657
2 -	21.015	25.941	92.4	18.341	83.6	1:05.297	12 -	21.463	28.766	92.2	18.702	78.9	1:08.931
3 -	21.557	25.671	93.1	18.773	84.0	1:06.001	13 -	22.480	<b>25.248</b>	<b>93.3</b>	18.160	83.6	1:05.888
4 -	20.656	25.721	<b>93.3</b>	<b>18.044</b>	<b>84.3</b>	1:04.421	14 -	22.967	26.378	90.2	19.228	76.7	1:08.573
5 -	20.693	25.629	92.4	18.137	83.7	1:04.459	15 -	21.177	28.341	92.9	19.249	79.9	1:08.767
6 -	20.802	26.483	88.5	18.283	84.0	1:05.568	16 -	22.700	25.873	91.7	18.340	83.6	1:06.913
7 -	20.549	26.134	90.9	18.216	83.2	1:04.899	17 -	21.037	27.381	91.6	18.173	83.1	1:06.591
8 -	20.465	25.689	91.2	18.059	83.8	<b>1:04.213</b>	18 -	20.589	25.895	91.9	18.650	84.2	1:05.134
9 -	<b>20.423</b>	25.713	91.9	18.154	83.5	1:04.290	19 -	21.047	25.812	90.3	18.982	81.3	1:05.841
10 -	20.656	25.774	92.2	18.377	83.1	1:04.807							

Knockhill  
Circuit Length = 1.2713 miles  
Start: 14:05 End: 14:26

Weather / Track : Cloudy / Dry

**Volkswagen Racing Cup Championship**  
**RACE 2 - ROUND 5 - SECTOR ANALYSIS**

<b>53 Steve CHAPLIN</b>		<b>Beetle 3.2 Rsi</b>											
1 -		25.233	97.0	17.977	88.7	1:07.544	11 -	19.510	23.403	99.1	17.476	88.7	1:00.389
2 -	19.789	23.608	98.4	17.454	88.7	1:00.851	12 -	19.677	23.208	99.9	17.469	88.3	1:00.354
3 -	19.719	23.449	<b>100.0</b>	<b>17.320</b>	88.7	1:00.488	13 -	19.655	<b>23.164</b>	<b>100.0</b>	17.445	<b>89.0</b>	1:00.264
4 -	19.507	23.372	99.3	17.470	88.4	1:00.349	14 -	19.702	23.248	<b>100.0</b>	17.748	88.5	1:00.698
5 -	19.476	23.509	99.6	17.462	88.4	1:00.447	15 -	19.564	23.250	99.7	17.615	88.5	1:00.429
6 -	19.610	23.188	99.1	17.401	88.7	1:00.199	16 -	19.665	23.358	99.6	17.428	88.9	1:00.451
7 -	19.454	23.602	98.0	17.543	88.0	1:00.599	17 -	19.704	23.289	<b>100.0</b>	17.494	88.4	1:00.487
8 -	19.691	23.377	98.8	17.432	88.9	1:00.500	18 -	20.032	23.476	<b>100.0</b>	17.510	88.8	1:01.018
9 -	<b>19.407</b>	23.283	99.7	17.372	88.8	<b>1:00.062</b>	19 -	19.846	24.285	99.4	17.543	88.7	1:01.674
10 -	19.456	23.351	99.1	17.500	88.4	1:00.307	20 -	19.898	23.557	99.1	17.730	83.6	1:01.185
<b>66 Liam GRIFFIN</b>		<b>Scirocco 2.0 TSI GT</b>											
1 -		23.835	99.4	17.628	88.7	1:05.333	11 -	19.465	22.992	100.5	17.434	87.3	59.891
2 -	20.066	23.054	100.3	17.435	87.4	1:00.555	12 -	19.451	22.678	100.6	18.226	86.7	1:00.355
3 -	19.715	22.975	100.0	17.250	<b>89.0</b>	59.940	13 -	19.374	23.130	100.8	17.514	87.3	1:00.018
4 -	19.671	23.373	97.3	17.286	87.0	1:00.330	14 -	<b>19.166</b>	<b>22.562</b>	100.9	17.462	87.3	<b>59.190</b>
5 -	19.505	23.287	99.4	18.266	87.3	1:01.058	15 -	19.420	23.066	100.8	17.465	86.8	59.951
6 -	19.354	22.702	100.9	17.486	86.6	59.542	16 -	19.206	22.734	101.1	17.526	87.7	59.466
7 -	19.291	22.933	100.6	17.448	87.6	59.672	17 -	19.384	22.795	<b>101.4</b>	17.378	88.1	59.557
8 -	20.172	22.899	100.8	18.265	87.4	1:01.336	18 -	19.376	22.779	<b>101.4</b>	17.631	86.0	59.786
9 -	19.309	22.753	100.2	<b>17.160</b>	87.8	59.222	19 -	19.581	22.874	100.6	17.651	86.6	1:00.106
10 -	19.350	22.787	100.8	17.516	88.2	59.653	20 -	19.574	22.849	100.5	17.806	87.4	1:00.229
<b>69 James WALKER</b>		<b>Golf MkV 2.0 Gti</b>											
1 -		24.521	94.4	18.171	87.6	1:07.687	11 -	<b>19.190</b>	23.282	98.1	17.834	86.8	1:00.306
2 -	20.003	23.467	99.1	<b>17.456</b>	<b>89.5</b>	1:00.926	12 -	19.413	23.345	98.8	17.882	87.7	1:00.640
3 -	19.904	23.620	98.4	17.469	89.0	1:00.993	13 -	19.365	23.333	98.1	17.965	87.2	1:00.663
4 -	19.488	23.207	<b>99.7</b>	17.673	87.4	1:00.368	14 -	19.766	23.269	98.4	17.916	87.2	1:00.951
5 -	19.372	<b>23.111</b>	98.4	17.619	87.5	<b>1:00.102</b>	15 -	19.443	23.786	96.7	17.856	88.8	1:01.085
6 -	19.496	23.279	99.0	17.501	88.2	1:00.276	16 -	19.574	23.614	97.7	17.996	87.2	1:01.184
7 -	19.275	23.740	95.5	17.618	88.3	1:00.633	17 -	19.762	23.755	96.8	17.886	88.4	1:01.403
8 -	19.570	23.288	98.7	17.571	88.8	1:00.429	18 -	19.474	23.847	97.5	18.336	86.7	1:01.657
9 -	19.395	23.233	98.7	17.816	88.3	1:00.444	19 -	19.783	23.877	93.1	18.122	86.9	1:01.782
10 -	19.446	23.222	98.3	17.888	87.3	1:00.556	20 -	19.654	23.687	97.5	17.938	86.1	1:01.279

# Volkswagen Racing Cup Championship

## RACE 2 - ROUND 5 - BEST SECTOR TIMES

SECTOR 1			SECTOR 2			SECTOR 3			IDEAL / BEST COMPARISON								
POS	NO	NAME	TIME	NO	NAME	TIME	NO	NAME	TIME	POS	NO	NAME	IDEAL	BEST	DIFF		
1	41	DZIURZYNSKI	19.025	66	GRIFFIN	22.562	66	GRIFFIN	17.160	1	66	GRIFFIN	58.888	59.190	0.302		
2	66	GRIFFIN	19.166	41	DZIURZYNSKI	22.744	20	KURTON	17.249	2	41	DZIURZYNSKI	59.133	59.339	0.206		
3	69	WALKER	19.190	1	FULBROOK	22.841	1	FULBROOK	17.281	3	1	FULBROOK	59.374	59.513	0.139		
4	1	FULBROOK	19.252	20	KURTON	22.868	53	CHAPLIN	17.320	4	20	KURTON	59.643	59.911	0.268		
5	5	ROSS	19.329	36	WALEWSKA	23.082	32	DANIELS	17.335	5	69	WALKER	59.757	1:00.102	0.345		
6	36	WALEWSKA	19.341	69	WALKER	23.111	41	DZIURZYNSKI	17.364	6	53	CHAPLIN	59.891	1:00.062	0.171		
7	8	MASON	19.397	53	CHAPLIN	23.164	7	SNAYLAM	17.387	7	36	WALEWSKA	1:00.054	1:00.483	0.429		
8	53	CHAPLIN	19.407	9	WYHINNY	23.269	69	WALKER	17.456	8	7	SNAYLAM	1:00.179	1:00.269	0.090		
9	7	SNAYLAM	19.411	5	ROSS	23.310	8	MASON	17.464	9	8	MASON	1:00.311	1:00.675	0.364		
10	9	WYHINNY	19.520	7	SNAYLAM	23.381	14	FELIX	17.505	10	5	ROSS	1:00.424	1:00.551	0.127		
11	20	KURTON	19.526	8	MASON	23.450	36	WALEWSKA	17.631	11	9	WYHINNY	1:00.671	1:01.048	0.377		
12	32	DANIELS	19.736	14	FELIX	23.525	5	ROSS	17.785	12	32	DANIELS	1:00.727	1:00.877	0.150		
13	14	FELIX	19.951	32	DANIELS	23.656	9	WYHINNY	17.882	13	14	FELIX	1:00.981	1:00.981	0.000		
14	27	SMITH	20.276	27	SMITH	23.705	44	RILEY	18.044	14	27	SMITH	1:02.407	1:02.407	0.000		
15	44	RILEY	20.423	44	RILEY	25.248	27	SMITH	18.426	15	44	RILEY	1:03.715	1:04.213	0.498		
												Perfect Lap		58.747			

Weather / Track : Cloudy / Dry

www.tsl-timing.com

Knockhill  
Circuit Length = 1.2713 miles  
Start: 14:05 End: 14:26

Printed - 14.29 Saturday, 13 June 2009

**Volkswagen Racing Cup Championship**  
**RACE 2 - ROUND 5 - SPEED TRAPS**

SECTOR 1				SECTOR 2			FINISH LINE		
POS	NO	NAME	MPH	NO	NAME	MPH	NO	NAME	MPH
1				66	Liam GRIFFIN	101.4	41	Didge DZIURZYNSKI	90.6
2				20	Michael KURTON	100.6	1	Joe FULBROOK	89.6
3				36	Anna WALEWSKA	100.6	69	James WALKER	89.5
4				41	Didge DZIURZYNSKI	100.3	32	Rob DANIELS	89.4
5				7	Timothy SNAYLAM	100.2	53	Steve CHAPLIN	89.0
6				53	Steve CHAPLIN	100.0	66	Liam GRIFFIN	89.0
7				69	James WALKER	99.7	7	Timothy SNAYLAM	88.1
8				32	Rob DANIELS	99.6	20	Michael KURTON	88.1
9				5	Doug ROSS	99.3	36	Anna WALEWSKA	87.7
10				1	Joe FULBROOK	98.5	14	Peter FELIX	87.2
11				14	Peter FELIX	98.1	5	Doug ROSS	86.3
12				8	Aaron MASON	97.7	8	Aaron MASON	86.1
13				9	Peter WYHINNY	97.5	9	Peter WYHINNY	85.6
14				44	Robin RILEY	93.3	27	Andrew SMITH	84.3
15				27	Andrew SMITH	92.1	44	Robin RILEY	84.3


# Volkswagen Racing Cup Championship

## RACE 2 - ROUND 5 - POSITION CHART

No	Name	Laps Pos																				
			1	2	3	4	5	6	7	8	9	10	11	12	13	14	15	16	17	18	19	20
1	Joe FULBROOK	1	1	1	1	1	1	1	1	41	41	41	41	41	41	41	41	41	41	1	1	1
66	Liam GRIFFIN	2	66	66	66	66	41	41	41	1	1	1	1	1	1	1	1	1	1	66	66	66
41	Didge DZIURZYNSKI	3	41	41	41	41	66	66	66	66	66	66	66	66	66	66	66	66	66	41	53	53
53	Steve CHAPLIN	4	53	53	53	53	53	53	53	53	53	53	53	53	53	53	53	53	53	53	69	69
69	James WALKER	5	69	69	69	69	69	69	69	69	69	69	69	69	69	69	69	69	69	69	20	20
20	Michael KURTON	6	20	20	20	20	20	20	20	20	20	20	20	20	20	20	20	20	20	20	41	8
7	Timothy SNAYLAM	7	7	14	8	8	8	8	8	8	8	8	8	8	8	8	8	8	8	8	8	36
14	Peter FELIX	8	14	7	7	7	5	5	5	5	5	7	7	7	7	7	7	36	36	36	36	7
8	Aaron MASON	9	8	8	5	5	7	7	7	7	7	36	36	36	36	36	7	7	7	7	7	5
5	Doug ROSS	10	5	5	36	36	36	36	36	36	36	5	5	5	5	5	5	5	5	5	5	9
9	Peter WYHINNY	11	9	9	32	9	9	9	9	9	9	9	9	9	9	9	9	9	9	9	9	32
36	Anna WALEWSKA	12	36	36	9	32	32	32	32	32	32	32	32	32	32	32	32	32	32	32	32	41
32	Rob DANIELS	13	32	32	44	44	44	44	44	44	44	44	44	44	44	44	44	44	44	44	44	44
27	Andrew SMITH	14	27	27	27	27																
44	Robin RILEY	15	44	44	14																	

# Volkswagen Racing Cup Championship

## RACE 11 - ROUND 6 - GRID

ROW 8	14 Peter FELIX	
ROW 7	44 Robin RILEY	27 Andrew SMITH
ROW 6	32 Rob DANIELS	41 Didge DZIURZYNSKI
ROW 5	5 Doug ROSS	9 Peter WYHINNY
ROW 4	36 Anna WALEWSKA	7 Timothy SNAYLAM
ROW 3	66 Liam GRIFFIN	1 Joe FULBROOK
ROW 2	69 James WALKER	53 Steve CHAPLIN
ROW 1	8 Aaron MASON	20 Michael KURTON
<b>Pole</b>		
		

Knockhill  
Circuit Length = 1.2713 miles

**These results are provisional until the conclusion of any judicial and technical matters.**

Clerk of Course :

Timekeeper :

# Volkswagen Racing Cup Championship

## RACE 11 - ROUND 6 - CLASSIFICATION

POS	NO	CL	NAME	ENTRY	LAPS	TIME	GAP	DIFF	MPH	BEST	ON
1	66		Liam GRIFFIN	Scirocco 2.0 TSI GT	17	20:57.690			61.86	59.564	12
2	1		Joe FULBROOK	Bora 1.8T	17	20:57.823	0.133	0.133	61.85	59.530	15
3	53		Steve CHAPLIN	Beetle 3.2 Rsi	17	21:00.020	2.330	2.197	61.74	1:00.216	17
4	14		Peter FELIX	Golf MkV 2.0 Gti	17	21:00.913	3.223	0.893	61.70	59.716	15
5	41		Didge DZIURZYNSKI	Golf Mk 4	17	21:03.809	6.119	2.896	61.56	59.340	10
6	8		Aaron MASON	Golf MkV 2.0 Gti	17	21:08.274	10.584	4.465	61.34	1:00.579	9
7	7		Timothy SNAYLAM	Golf MkV 2.0 Gti	17	21:08.410	10.720	0.136	61.34	1:00.502	7
8	32		Rob DANIELS	Golf MkV 2.0 Gti	17	21:19.280	21.590	10.870	60.81	1:00.943	14
9	20		Michael KURTON	Scirocco 2.0 TSI GT	17	21:19.294	21.604	0.014	60.81	1:00.334	10
10	5		Doug ROSS	Polo 2.0	17	21:25.690	28.000	6.396	60.51	1:01.787	8
11	27		Andrew SMITH	Beetle Tdi	17	21:32.226	34.536	6.536	60.21	1:02.028	17
12	44		Robin RILEY	Golf Mk4 TDI	17	21:42.892	45.202	10.666	59.71	1:02.978	17
13	36		Anna WALEWSKA	Golf MkV 2.0 Gti	17	21:47.310	49.620	4.418	59.51	1:01.614	13

### NOT CLASSIFIED

DNF	69		James WALKER	Golf MkV 2.0 Gti	15	19:19.699	2 laps	2 laps	59.19	1:00.390	10
DNF	9		Peter WYHINNY	Caddy Sportline	1	1:08.985	16 laps	14 laps	66.34	1:08.985	1

### FASTEST LAP

	41		Didge DZIURZYNSKI	Golf Mk 4	10	59.340			77.12 mph	124.12 kph	
--	----	--	-------------------	-----------	----	--------	--	--	-----------	------------	--

Weather / Track : Cloudy / Dry

These results are provisional until the conclusion of any judicial and technical matters.

Knockhill  
Circuit Length = 1.2713 miles  
Start: 15:01 End: 15:23

Clerk of Course :		Timekeeper :
-------------------	--	--------------

# Volkswagen Racing Cup Championship

## RACE 11 - ROUND 6 - LAP CHART

Lap 1			Lap 2			Lap 3			Lap 4			Lap 5		
No	Behind	Laptime	No	Behind	Laptime	No	Behind	Laptime	No	Behind	Laptime	No	Behind	Laptime
8		1:03.502	8		1:02.510	8		2:11.538	8		2:16.571	8		2:05.310
66	2.288	1:05.790	53	1.810	1:02.019	53	1.193	2:10.921	53	4.024	2:19.402	53	2.116	2:03.402
53	2.301	1:05.803	66	2.800	1:03.022	66	2.339	2:11.077	66	5.100	2:19.332	66	3.199	2:03.409
69	2.865	1:06.367	69	3.332	1:02.977	69	3.584	2:11.790	69	6.904	2:19.891	69	4.444	2:02.850
1	3.095	1:06.597	1	3.801	1:03.216	1	4.829	2:12.566	1	8.424	2:20.166	1	6.402	2:03.288
7	4.305	1:07.807	7	4.854	1:03.059	7	6.044	2:12.728	7	9.454	2:19.981	7	8.508	2:04.364
41	4.505	1:08.007	36	7.383	1:03.652	36	7.155	2:11.310	36	9.731	2:19.147	14	9.076	2:04.459
5	5.400	1:08.902	14	8.312	1:02.341	14	8.672	2:11.898	14	9.927	2:17.826	32	9.947	2:04.442
9	5.483	1:08.985	32	12.150	1:05.203	32	10.127	2:09.515	32	10.815	2:17.259	44	11.732	2:04.905
36	6.241	1:09.743	44	19.694	1:12.850	44	11.600	2:03.444	44	12.137	2:17.108	27	12.340	2:04.370
14	8.481	1:11.983	27	20.214	1:11.974	41	11.757	1:58.290	27	13.280	2:16.862	5	13.484	2:03.948
44	9.354	1:12.856	5	21.370	1:18.480	27	12.989	2:04.313	5	14.846	2:17.206	20	14.554	2:04.071
32	9.457	1:12.959	20	22.009	1:10.448	5	14.211	2:04.379	20	15.793	2:17.006	41	16.489	2:04.161
27	10.750	1:14.252	41	25.005	1:23.010	20	15.358	2:04.887	41	17.638	2:22.452	36	17.284	2:12.863
20	14.071	1:17.573												

**Volkswagen Racing Cup Championship**  
**RACE 11 - ROUND 6 - LAP CHART**

Lap 6			Lap 7			Lap 8			Lap 9			Lap 10		
No	Behind	Laptime	No	Behind	Laptime	No	Behind	Laptime	No	Behind	Laptime	No	Behind	Laptime
8		1:11.232	8		1:02.028	8		1:01.351	8		1:00.579	53		1:01.052
53	0.653	1:09.769	53	0.266	1:01.641	53	0.261	1:01.346	53	0.104	1:00.422	66	0.620	1:01.444
66	1.439	1:09.472	69	0.603	1:01.112	66	0.912	1:01.447	66	0.332	59.999	8	0.624	1:01.780
69	1.519	1:08.307	66	0.816	1:01.405	1	1.183	1:01.461	1	0.927	1:00.323	1	1.199	1:01.428
1	1.980	1:06.810	1	1.073	1:01.121	69	1.644	1:02.392	69	2.283	1:01.218	69	1.517	1:00.390
7	4.763	1:07.487	7	3.237	1:00.502	14	3.345	1:01.193	14	3.101	1:00.335	14	2.274	1:00.329
14	5.043	1:07.199	14	3.503	1:00.488	7	4.306	1:02.420	7	4.813	1:01.086	7	5.501	1:01.844
32	6.615	1:07.900	32	7.535	1:02.948	41	8.595	59.622	41	7.946	59.930	41	6.130	59.340
44	8.420	1:07.920	41	10.324	1:00.594	32	8.868	1:02.684	32	10.663	1:02.374	32	11.375	1:01.868
27	9.498	1:08.390	44	11.178	1:04.786	5	11.924	1:01.787	20	12.659	1:01.075	20	11.837	1:00.334
5	10.191	1:07.939	5	11.488	1:03.325	20	12.163	1:01.813	5	13.138	1:01.793	5	14.269	1:02.287
20	10.562	1:07.240	20	11.701	1:03.167	27	15.250	1:04.696	27	17.830	1:03.159	27	20.496	1:03.822
41	11.758	1:06.501	27	11.905	1:04.435	36	16.078	1:03.310	44	20.551	1:03.907	44	23.499	1:04.104
36	14.213	1:08.161	36	14.119	1:01.934	44	17.223	1:07.396	36	23.574	1:08.075	36	37.788	1:15.370

# Volkswagen Racing Cup Championship

## RACE 11 - ROUND 6 - LAP CHART

Lap 11			Lap 12			Lap 13			Lap 14			Lap 15		
No	Behind	Laptime	No	Behind	Laptime	No	Behind	Laptime	No	Behind	Laptime	No	Behind	Laptime
53		1:00.457	53		1:00.837	53		1:00.332	66		1:00.170	66		59.742
66	2.251	1:02.088	66	0.978	59.564	66	0.492	59.846	1	0.658	59.654	1	0.446	59.530
8	2.455	1:02.288	1	1.907	1:00.184	1	1.666	1:00.091	53	0.737	1:01.399	53	1.634	1:00.639
1	2.560	1:01.818	8	3.675	1:02.057	14	4.186	1:00.631	14	3.297	59.773	14	3.271	59.716
14	2.981	1:01.164	14	3.887	1:01.743	41	6.079	1:01.942	41	5.334	59.917	41	5.412	59.820
69	3.547	1:02.487	69	3.944	1:01.234	69	6.501	1:02.889	8	7.486	1:01.508	8	8.602	1:00.858
41	5.769	1:00.096	41	4.469	59.537	8	6.640	1:03.297	7	8.250	1:01.402	7	9.128	1:00.620
7	6.177	1:01.133	7	6.538	1:01.198	7	7.510	1:01.304	69	8.546	1:02.707	32	17.157	1:02.202
32	12.232	1:01.314	32	13.187	1:01.792	32	14.416	1:01.561	32	14.697	1:00.943	20	17.781	1:01.833
20	12.855	1:01.475	20	14.051	1:02.033	20	15.071	1:01.352	20	15.690	1:01.281	69	21.233	1:12.429
5	15.791	1:01.979	5	16.843	1:01.889	5	19.075	1:02.564	5	20.677	1:02.264	5	23.007	1:02.072
27	22.453	1:02.414	27	23.891	1:02.275	27	25.758	1:02.199	27	27.144	1:02.048	27	30.064	1:02.662
44	26.433	1:03.391	44	29.165	1:03.569	44	32.519	1:03.686	44	35.623	1:03.766	44	38.974	1:03.093
36	39.441	1:02.110	36	40.298	1:01.694	36	41.580	1:01.614	36	42.605	1:01.687	36	44.554	1:01.691

**Volkswagen Racing Cup Championship**  
**RACE 11 - ROUND 6 - LAP CHART**

Lap 16			Lap 17		
No	Behind	Laptime	No	Behind	Laptime
66		59.850	66		1:00.033
1	0.522	59.926	1	0.133	59.644
53	2.147	1:00.363	53	2.330	1:00.216
14	3.476	1:00.055	14	3.223	59.780
41	5.339	59.777	41	6.119	1:00.813
8	9.472	1:00.720	8	10.584	1:01.145
7	9.992	1:00.714	7	10.720	1:00.761
32	18.688	1:01.381	32	21.590	1:02.935
20	19.032	1:01.101	20	21.604	1:02.605
5	25.850	1:02.693	5	28.000	1:02.183
27	32.541	1:02.327	27	34.536	1:02.028
44	42.257	1:03.133	44	45.202	1:02.978
36	47.367	1:02.663	36	49.620	1:02.286

# Volkswagen Racing Cup Championship

## RACE 11 - ROUND 6 - SECTOR ANALYSIS

<b>1</b>	<b>Joe FULBROOK</b>				<b>Bora 1.8T</b>								
1 -		23.644	98.1	18.380	86.6	1:06.597	10 -	20.124	23.712	98.5	17.592	88.0	1:01.428
2 -	20.706	23.177	98.5	19.333	47.9	1:03.216	11 -	20.153	23.846	96.4	17.819	87.5	1:01.818
3 -	43.861	50.273	39.5	38.432	30.5	2:12.566	12 -	19.767	23.081	97.3	17.336	87.6	1:00.184
4 -	47.259	56.185	34.7	36.722	32.3	2:20.166	13 -	19.480	23.147	98.1	17.464	87.7	1:00.091
5 -	42.465	51.560	32.9	29.263	61.3	2:03.288	14 -	<b>19.281</b>	22.940	98.1	17.433	86.8	59.654
6 -	23.070	25.215	96.0	18.525	<b>89.1</b>	1:06.810	15 -	19.440	<b>22.797</b>	98.3	<b>17.293</b>	88.1	<b>59.530</b>
7 -	20.151	23.289	98.3	17.681	88.2	1:01.121	16 -	19.398	23.155	97.3	17.373	88.0	59.926
8 -	20.497	23.261	98.4	17.703	88.0	1:01.461	17 -	19.299	22.894	98.0	17.451	87.2	59.644
9 -	20.095	22.921	<b>98.8</b>	17.307	88.0	1:00.323							
<b>5</b>	<b>Doug ROSS</b>				<b>Polo 2.0</b>								
1 -		24.261	<b>96.3</b>	19.115	81.9	1:08.902	10 -	19.853	24.011	95.9	18.423	83.4	1:02.287
2 -	29.643	25.943	76.7	22.894	79.7	1:18.480	11 -	19.794	24.068	95.6	18.117	84.4	1:01.979
3 -	32.071	53.282	38.4	39.026	26.3	2:04.379	12 -	<b>19.722</b>	24.025	95.9	18.142	85.2	1:01.889
4 -	45.131	57.223	34.2	34.852	32.9	2:17.206	13 -	19.839	23.832	96.1	18.893	80.9	1:02.564
5 -	42.434	54.065	26.8	27.449	68.3	2:03.948	14 -	19.967	23.945	95.5	18.352	84.0	1:02.264
6 -	23.027	25.773	92.4	19.139	84.1	1:07.939	15 -	19.876	23.840	94.8	18.356	83.0	1:02.072
7 -	19.841	24.981	92.3	18.503	84.7	1:03.325	16 -	19.828	23.880	94.8	18.985	84.4	1:02.693
8 -	20.270	23.677	95.9	<b>17.840</b>	<b>85.9</b>	<b>1:01.787</b>	17 -	19.907	24.023	95.5	18.253	84.0	1:02.183
9 -	19.793	<b>23.598</b>	96.0	18.402	83.8	1:01.793							
<b>7</b>	<b>Timothy SNAYLAM</b>				<b>Golf MkV 2.0 Gti</b>								
1 -		24.433	97.1	18.119	86.8	1:07.807	10 -	19.807	24.421	97.7	17.616	86.3	1:01.844
2 -	20.589	23.685	99.9	18.785	48.7	1:03.059	11 -	19.731	23.199	99.7	18.203	87.8	1:01.133
3 -	43.579	50.518	40.6	38.631	29.9	2:12.728	12 -	19.983	23.398	99.7	17.817	86.0	1:01.198
4 -	47.128	56.217	35.7	36.636	32.7	2:19.981	13 -	19.968	23.536	99.7	17.800	85.8	1:01.304
5 -	42.298	52.453	29.9	29.613	64.1	2:04.364	14 -	19.866	23.531	99.9	18.005	86.1	1:01.402
6 -	23.753	25.597	97.3	18.137	86.5	1:07.487	15 -	19.651	23.362	99.7	17.607	86.3	1:00.620
7 -	19.855	23.236	<b>100.3</b>	<b>17.411</b>	<b>89.5</b>	<b>1:00.502</b>	16 -	<b>19.427</b>	23.531	96.7	17.756	85.8	1:00.714
8 -	21.058	23.660	99.0	17.702	87.2	1:02.420	17 -	19.472	<b>23.123</b>	99.4	18.166	87.3	1:00.761
9 -	19.803	23.611	99.1	17.672	87.5	1:01.086							
<b>8</b>	<b>Aaron MASON</b>				<b>Golf MkV 2.0 Gti</b>								
1 -		23.581	96.3	17.887	84.4	1:03.502	10 -	20.436	23.643	96.6	17.701	84.6	1:01.780
2 -	19.653	23.653	96.3	19.204	50.2	1:02.510	11 -	20.204	23.889	96.0	18.195	83.0	1:02.288
3 -	43.276	49.884	37.8	38.378	33.3	2:11.538	12 -	20.673	23.596	96.3	17.788	84.5	1:02.057
4 -	47.298	54.232	36.7	35.041	39.6	2:16.571	13 -	19.667	24.951	94.0	18.679	<b>86.7</b>	1:03.297
5 -	45.335	51.567	34.8	28.408	67.2	2:05.310	14 -	19.989	23.722	96.3	17.797	84.4	1:01.508
6 -	23.213	27.567	72.9	20.452	85.4	1:11.232	15 -	19.567	23.602	96.6	<b>17.689</b>	84.2	1:00.858
7 -	20.331	23.802	96.1	17.895	83.8	1:02.028	16 -	19.484	23.459	96.1	17.777	84.6	1:00.720
8 -	19.901	23.615	95.9	17.835	85.3	1:01.351	17 -	<b>19.471</b>	23.438	<b>96.8</b>	18.236	84.5	1:01.145
9 -	19.477	<b>23.339</b>	96.6	17.763	84.6	<b>1:00.579</b>							
<b>9</b>	<b>Peter WYHINNY</b>				<b>Caddy Sportline</b>								
1 -		<b>24.664</b>	<b>96.7</b>	<b>17.779</b>	<b>85.8</b>	<b>1:08.985</b>							
<b>14</b>	<b>Peter FELIX</b>				<b>Golf MkV 2.0 Gti</b>								
1 -		25.868	94.5	17.687	86.1	1:11.983	10 -	19.501	23.297	99.0	17.531	86.3	1:00.329
2 -	19.915	23.609	96.8	18.817	80.6	1:02.341	11 -	19.780	23.656	97.8	17.728	86.5	1:01.164
3 -	41.618	51.358	36.3	38.922	27.4	2:11.898	12 -	20.353	23.674	98.7	17.716	86.7	1:01.743
4 -	46.351	56.913	33.6	34.562	33.3	2:17.826	13 -	19.872	23.268	98.0	17.491	86.3	1:00.631
5 -	42.391	52.645	29.9	29.423	63.7	2:04.459	14 -	<b>19.137</b>	23.130	97.4	17.506	86.4	59.773
6 -	23.463	25.820	92.4	17.916	86.7	1:07.199	15 -	19.195	23.041	97.8	17.480	85.5	<b>59.716</b>
7 -	19.872	23.229	<b>99.6</b>	<b>17.387</b>	<b>87.6</b>	1:00.488	16 -	19.291	23.194	97.3	17.570	87.2	1:00.055
8 -	20.310	23.477	98.3	17.406	86.8	1:01.193	17 -	19.277	<b>22.886</b>	99.0	17.617	84.9	59.780
9 -	19.312	23.295	99.0	17.728	86.1	1:00.335							
<b>20</b>	<b>Michael KURTON</b>				<b>Scirocco 2.0 TSI GT</b>								
1 -		23.373	99.6	31.692	75.4	1:17.573	10 -	<b>19.562</b>	23.433	100.0	17.339	86.5	<b>1:00.334</b>
2 -	21.689	25.818	80.4	22.941	76.9	1:10.448	11 -	19.956	23.689	100.0	17.830	85.4	1:01.475
3 -	32.792	52.754	39.3	39.341	23.9	2:04.887	12 -	19.756	24.008	95.1	18.269	83.2	1:02.033
4 -	44.878	57.265	35.5	34.863	32.8	2:17.006	13 -	19.606	24.003	93.9	17.743	84.9	1:01.352

Knockhill  
Circuit Length = 1.2713 miles  
Start: 15:01 End: 15:23

Weather / Track : Cloudy / Dry

# Volkswagen Racing Cup Championship

## RACE 11 - ROUND 6 - SECTOR ANALYSIS

5 -	42.345	54.333	26.2	27.393	63.4	2:04.071	14 -	19.621	23.436	99.4	18.224	85.1	1:01.281
6 -	22.757	25.725	89.5	18.758	86.6	1:07.240	15 -	19.749	24.170	96.6	17.914	85.2	1:01.833
7 -	20.215	24.639	95.7	18.313	86.5	1:03.167	16 -	19.582	24.091	95.5	17.428	85.8	1:01.101
8 -	21.267	23.213	100.3	<b>17.333</b>	84.2	1:01.813	17 -	20.083	24.484	93.6	18.038	<b>87.5</b>	1:02.605
9 -	20.420	<b>23.025</b>	<b>100.6</b>	17.630	85.6	1:01.075							
<b>27</b>	<b>Andrew SMITH</b>						<b>Beetle Tdi</b>						
1 -		26.567	90.9	18.896	83.2	1:14.252	10 -	19.939	25.357	93.2	18.526	81.9	1:03.822
2 -	21.318	28.146	71.6	22.510	81.0	1:11.974	11 -	20.005	23.916	93.7	18.493	81.2	1:02.414
3 -	32.652	52.744	38.9	38.917	27.7	2:04.313	12 -	19.835	23.932	93.3	18.508	81.2	1:02.275
4 -	45.537	57.150	33.2	34.175	34.4	2:16.862	13 -	19.697	<b>23.650</b>	93.9	18.852	81.4	1:02.199
5 -	42.843	53.691	26.0	27.836	66.0	2:04.370	14 -	19.808	23.793	93.5	18.447	81.4	1:02.048
6 -	23.592	26.034	91.6	18.764	83.4	1:08.390	15 -	<b>19.693</b>	24.316	92.9	18.653	81.5	1:02.662
7 -	20.051	25.368	<b>94.5</b>	19.016	<b>83.7</b>	1:04.435	16 -	19.770	24.154	92.6	<b>18.403</b>	81.0	1:02.327
8 -	21.369	24.645	92.7	18.682	82.5	1:04.696	17 -	19.717	23.832	94.0	18.479	80.8	<b>1:02.028</b>
9 -	20.168	24.499	93.2	18.492	82.5	1:03.159							
<b>32</b>	<b>Rob DANIELS</b>						<b>Golf MkV 2.0 Gti</b>						
1 -		26.493	96.0	18.384	87.6	1:12.959	10 -	20.180	24.079	99.1	17.609	87.7	1:01.868
2 -	20.860	24.434	98.8	19.909	72.7	1:05.203	11 -	20.073	23.736	<b>99.6</b>	<b>17.505</b>	88.3	1:01.314
3 -	38.850	51.389	39.3	39.276	29.1	2:09.515	12 -	20.022	23.820	98.5	17.950	86.5	1:01.792
4 -	46.028	57.005	32.0	34.226	36.4	2:17.259	13 -	20.157	23.799	98.4	17.605	87.4	1:01.561
5 -	42.768	53.083	27.7	28.591	68.5	2:04.442	14 -	19.776	<b>23.514</b>	99.1	17.653	87.5	<b>1:00.943</b>
6 -	23.972	25.457	89.6	18.471	87.0	1:07.900	15 -	20.065	24.153	98.8	17.984	87.3	1:02.202
7 -	20.456	24.208	98.5	18.284	86.8	1:02.948	16 -	19.964	23.832	98.8	17.585	<b>88.5</b>	1:01.381
8 -	20.537	24.123	99.1	18.024	87.6	1:02.684	17 -	<b>19.607</b>	25.217	92.2	18.111	87.8	1:02.935
9 -	20.650	24.085	<b>99.6</b>	17.639	87.7	1:02.374							
<b>36</b>	<b>Anna WALEWSKA</b>						<b>Golf MkV 2.0 Gti</b>						
1 -		24.603	93.3	18.233	<b>86.6</b>	1:09.743	10 -	32.352	24.436	95.9	18.582	83.5	1:15.370
2 -	19.932	<b>23.368</b>	97.3	20.352	62.1	1:03.652	11 -	19.775	23.823	96.1	18.512	83.1	1:02.110
3 -	41.949	50.679	41.1	38.682	31.1	2:11.310	12 -	19.808	23.691	98.0	18.195	85.2	1:01.694
4 -	47.055	56.590	34.6	35.502	35.7	2:19.147	13 -	19.797	23.683	95.9	18.134	84.0	<b>1:01.614</b>
5 -	53.719	54.161	29.8	24.983	61.2	2:12.863	14 -	19.632	23.730	93.1	18.325	84.2	1:01.687
6 -	25.502	24.571	<b>99.7</b>	<b>18.088</b>	84.3	1:08.161	15 -	<b>19.611</b>	23.834	95.3	18.246	83.6	1:01.691
7 -	19.974	23.527	<b>99.7</b>	18.433	79.2	1:01.934	16 -	20.100	24.044	98.5	18.519	83.7	1:02.663
8 -	20.069	24.937	96.3	18.304	82.6	1:03.310	17 -	19.866	23.898	99.4	18.522	84.0	1:02.286
9 -	20.818	23.885	90.9	23.372	33.7	1:08.075							
<b>41</b>	<b>Didge DZIURZYNSKI</b>						<b>Golf Mk 4</b>						
1 -		23.946	99.6	17.612	<b>90.8</b>	1:08.007	10 -	19.082	22.836	100.6	17.422	90.3	<b>59.340</b>
2 -	19.647	24.072	79.2	39.291	64.2	1:23.010	11 -	19.331	23.110	<b>102.6</b>	17.655	89.5	1:00.096
3 -	31.624	1:03.957	86.5	22.709	39.0	1:58.290	12 -	<b>19.005</b>	22.924	99.7	17.608	90.4	59.537
4 -	1:10.942	36.272	33.6	35.238	29.0	2:22.452	13 -	19.538	24.230	96.1	18.174	87.6	1:01.942
5 -	41.552	57.061	24.3	25.548	56.6	2:04.161	14 -	19.362	22.935	98.3	17.620	89.5	59.917
6 -	25.010	24.032	99.7	17.459	90.1	1:06.501	15 -	19.068	23.049	99.0	17.703	89.2	59.820
7 -	19.399	23.859	97.5	<b>17.336</b>	90.1	1:00.594	16 -	19.005	23.059	98.4	17.713	89.7	59.777
8 -	19.310	22.815	101.2	17.497	88.5	59.622	17 -	19.244	<b>22.808</b>	98.8	18.761	63.5	1:00.813
9 -	19.378	22.962	100.5	17.590	90.0	59.930							
<b>44</b>	<b>Robin RILEY</b>						<b>Golf Mk4 TDI</b>						
1 -		26.468	90.3	18.602	84.3	1:12.856	10 -	20.320	25.842	92.8	17.942	84.0	1:04.104
2 -	22.392	26.672	90.1	23.786	78.2	1:12.850	11 -	20.192	25.223	93.3	17.976	83.9	1:03.391
3 -	32.466	51.996	40.3	38.982	28.9	2:03.444	12 -	20.439	25.209	<b>93.9</b>	17.921	83.2	1:03.569
4 -	45.671	57.465	31.6	33.972	34.3	2:17.108	13 -	20.411	25.319	91.7	17.956	83.1	1:03.686
5 -	42.819	53.159	25.4	28.927	65.7	2:04.905	14 -	20.475	25.266	92.4	18.025	83.0	1:03.766
6 -	23.548	25.836	92.9	18.536	83.7	1:07.920	15 -	<b>20.155</b>	24.951	93.1	17.987	83.2	1:03.093
7 -	20.585	25.719	92.4	18.482	<b>85.2</b>	1:04.786	16 -	20.196	25.031	93.5	17.906	83.1	1:03.133
8 -	22.533	26.636	92.3	18.227	84.6	1:07.396	17 -	20.203	<b>24.927</b>	93.2	<b>17.848</b>	82.6	<b>1:02.978</b>
9 -	20.657	25.298	92.7	17.952	83.7	1:03.907							
<b>53</b>	<b>Steve CHAPLIN</b>						<b>Beetle 3.2 Rsi</b>						
1 -		23.719	99.1	18.943	86.7	1:05.803	10 -	19.836	23.643	98.3	17.573	88.4	1:01.052
2 -	20.185	23.642	98.3	18.192	72.2	1:02.019	11 -	19.635	23.327	98.4	17.495	88.7	1:00.457
3 -	42.716	49.856	38.6	38.349	29.2	2:10.921	12 -	19.750	23.426	98.4	17.661	88.7	1:00.837

Knockhill  
Circuit Length = 1.2713 miles  
Start: 15:01 End: 15:23

**Volkswagen Racing Cup Championship**  
**RACE 11 - ROUND 6 - SECTOR ANALYSIS**

4 -	47.751	54.867	35.6	36.784	36.8	2:19.402	13 -	19.651	23.094	99.6	17.587	88.4	1:00.332
5 -	42.758	51.468	32.4	29.176	73.2	2:03.402	14 -	19.608	23.160	98.4	18.631	85.4	1:01.399
6 -	21.584	27.677	72.8	20.508	<b>90.0</b>	1:09.769	15 -	20.132	<b>23.019</b>	99.3	17.488	89.0	1:00.639
7 -	20.004	23.693	<b>99.7</b>	17.944	88.4	1:01.641	16 -	<b>19.410</b>	23.352	96.7	17.601	89.5	1:00.363
8 -	20.339	23.456	98.7	17.551	89.2	1:01.346	17 -	19.469	23.229	99.6	17.518	88.3	<b>1:00.216</b>
9 -	19.878	23.061	<b>99.7</b>	<b>17.483</b>	88.7	1:00.422							
<b>66</b>	<b>Liam GRIFFIN Scirocco 2.0 TSI GT</b>												
1 -		23.552	100.3	18.070	86.0	1:05.790	10 -	20.386	23.689	99.9	17.369	87.3	1:01.444
2 -	20.787	23.435	99.4	18.800	55.8	1:03.022	11 -	20.464	23.798	96.7	17.826	86.3	1:02.088
3 -	42.739	49.837	40.4	38.501	29.8	2:11.077	12 -	19.559	22.747	99.4	17.258	86.7	<b>59.564</b>
4 -	47.542	55.167	35.8	36.623	36.6	2:19.332	13 -	19.326	<b>22.661</b>	100.8	17.859	86.1	59.846
5 -	43.203	51.222	34.4	28.984	63.4	2:03.409	14 -	19.494	22.949	100.3	17.727	85.6	1:00.170
6 -	21.648	26.827	71.9	20.997	83.9	1:09.472	15 -	19.392	22.983	98.1	17.367	87.2	59.742
7 -	20.073	23.245	<b>101.2</b>	18.087	86.5	1:01.405	16 -	19.454	22.850	99.3	17.546	86.8	59.850
8 -	20.469	23.090	100.6	17.888	85.5	1:01.447	17 -	<b>19.239</b>	23.110	98.4	17.684	86.1	1:00.033
9 -	19.944	22.827	100.0	<b>17.228</b>	<b>87.8</b>	59.999							
<b>69</b>	<b>James WALKER Golf MkV 2.0 Gti</b>												
1 -		23.672	99.6	19.300	85.4	1:06.367	9 -	19.944	23.565	97.5	17.709	88.4	1:01.218
2 -	20.634	<b>23.160</b>	<b>100.2</b>	19.183	52.5	1:02.977	10 -	19.223	23.599	98.7	<b>17.568</b>	88.2	<b>1:00.390</b>
3 -	43.373	50.041	44.7	38.376	30.4	2:11.790	11 -	20.106	24.561	99.1	17.820	87.6	1:02.487
4 -	47.273	55.580	36.4	37.038	32.7	2:19.891	12 -	20.041	23.594	100.0	17.599	<b>89.1</b>	1:01.234
5 -	42.871	51.185	34.1	28.794	55.5	2:02.850	13 -	19.722	24.412	97.0	18.755	87.3	1:02.889
6 -	21.837	25.827	71.3	20.643	88.3	1:08.307	14 -	<b>19.179</b>	23.809	96.6	19.719	84.5	1:02.707
7 -	19.450	23.545	99.9	18.117	87.3	1:01.112	15 -	22.077	26.984	83.4	23.368	34.3	1:12.429
8 -	20.350	23.201	99.9	18.841	82.8	1:02.392							

# Volkswagen Racing Cup Championship

## RACE 11 - ROUND 6 - BEST SECTOR TIMES

SECTOR 1			SECTOR 2			SECTOR 3			IDEAL / BEST COMPARISON								
POS	NO	NAME	TIME	NO	NAME	TIME	NO	NAME	TIME	POS	NO	NAME	IDEAL	BEST	DIFF		
1	41	DZIURZYNSKI	19.005	66	GRIFFIN	22.661	66	GRIFFIN	17.228	1	66	GRIFFIN	59.128	59.564	0.436		
2	14	FELIX	19.137	1	FULBROOK	22.797	1	FULBROOK	17.293	2	41	DZIURZYNSKI	59.149	59.340	0.191		
3	69	WALKER	19.179	41	DZIURZYNSKI	22.808	20	KURTON	17.333	3	1	FULBROOK	59.371	59.530	0.159		
4	66	GRIFFIN	19.239	14	FELIX	22.886	41	DZIURZYNSKI	17.336	4	14	FELIX	59.410	59.716	0.306		
5	1	FULBROOK	19.281	53	CHAPLIN	23.019	14	FELIX	17.387	5	69	WALKER	59.907	1:00.390	0.483		
6	53	CHAPLIN	19.410	20	KURTON	23.025	7	SNAYLAM	17.411	6	53	CHAPLIN	59.912	1:00.216	0.304		
7	7	SNAYLAM	19.427	7	SNAYLAM	23.123	53	CHAPLIN	17.483	7	20	KURTON	59.920	1:00.334	0.414		
8	8	MASON	19.471	69	WALKER	23.160	32	DANIELS	17.505	8	7	SNAYLAM	59.961	1:00.502	0.541		
9	20	KURTON	19.562	8	MASON	23.339	69	WALKER	17.568	9	8	MASON	1:00.499	1:00.579	0.080		
10	32	DANIELS	19.607	36	WALEWSKA	23.368	8	MASON	17.689	10	32	DANIELS	1:00.626	1:00.943	0.317		
11	36	WALEWSKA	19.611	32	DANIELS	23.514	9	WYHINNY	17.779	11	36	WALEWSKA	1:01.067	1:01.614	0.547		
12	27	SMITH	19.693	5	ROSS	23.598	5	ROSS	17.840	12	5	ROSS	1:01.160	1:01.787	0.627		
13	5	ROSS	19.722	27	SMITH	23.650	44	RILEY	17.848	13	27	SMITH	1:01.746	1:02.028	0.282		
14	44	RILEY	20.155	9	WYHINNY	24.664	36	WALEWSKA	18.088	14	44	RILEY	1:02.930	1:02.978	0.048		
15	9	WYHINNY	1:11.245	44	RILEY	24.927	27	SMITH	18.403	15	9	WYHINNY	1:53.688	1:08.985	-44.703		
												Perfect Lap		58.894			

Weather / Track : Cloudy / Dry

www.tsl-timing.com

Knockhill  
Circuit Length = 1.2713 miles  
Start: 15:01 End: 15:23

Printed - 15.27 Sunday, 14 June 2009

**Volkswagen Racing Cup Championship**  
**RACE 11 - ROUND 6 - SPEED TRAPS**

SECTOR 1				SECTOR 2			FINISH LINE		
POS	NO	NAME	MPH	NO	NAME	MPH	NO	NAME	MPH
1				41	Didge DZIURZYNSKI	102.6	41	Didge DZIURZYNSKI	90.8
2				66	Liam GRIFFIN	101.2	53	Steve CHAPLIN	90.0
3				20	Michael KURTON	100.6	7	Timothy SNAYLAM	89.5
4				7	Timothy SNAYLAM	100.3	1	Joe FULBROOK	89.1
5				69	James WALKER	100.2	69	James WALKER	89.1
6				36	Anna WALEWSKA	99.7	32	Rob DANIELS	88.5
7				53	Steve CHAPLIN	99.7	66	Liam GRIFFIN	87.8
8				14	Peter FELIX	99.6	14	Peter FELIX	87.6
9				32	Rob DANIELS	99.6	20	Michael KURTON	87.5
10				1	Joe FULBROOK	98.8	8	Aaron MASON	86.7
11				8	Aaron MASON	96.8	36	Anna WALEWSKA	86.6
12				9	Peter WYHINNY	96.7	5	Doug ROSS	85.9
13				5	Doug ROSS	96.3	9	Peter WYHINNY	85.8
14				27	Andrew SMITH	94.5	44	Robin RILEY	85.2
15				44	Robin RILEY	93.9	27	Andrew SMITH	83.7

# Volkswagen Racing Cup Championship

## RACE 11 - ROUND 6 - POSITION CHART

No	Name	Laps Pos																		
			1	2	3	4	5	6	7	8	9	10	11	12	13	14	15	16	17	
8	Aaron MASON	1	8	8	8	8	8	8	8	8	8	8	53	53	53	53	66	66	66	66
66	Liam GRIFFIN	2	66	53	53	53	53	53	53	53	53	53	66	66	66	66	1	1	1	1
53	Steve CHAPLIN	3	53	66	66	66	66	66	69	66	66	8	8	1	1	53	53	53	53	
69	James WALKER	4	69	69	69	69	69	69	66	1	1	1	1	8	14	14	14	14	14	
1	Joe FULBROOK	5	1	1	1	1	1	1	1	69	69	69	14	14	41	41	41	41	41	
7	Timothy SNAYLAM	6	7	7	7	7	7	7	7	14	14	14	69	69	69	8	8	8	8	
41	Didge DZIURZYNSI	7	41	36	36	36	14	14	14	7	7	7	41	41	8	7	7	7	7	
5	Doug ROSS	8	5	14	14	14	32	32	32	41	41	41	7	7	7	69	32	32	32	
9	Peter WYHINNY	9	9	32	32	32	44	44	41	32	32	32	32	32	32	32	20	20	20	
36	Anna WALEWSKA	10	36	44	44	44	27	27	44	5	20	20	20	20	20	20	69	5	5	
14	Peter FELIX	11	14	27	41	27	5	5	5	20	5	5	5	5	5	5	5	27	27	
44	Robin RILEY	12	44	5	27	5	20	20	20	27	27	27	27	27	27	27	27	44	44	
32	Rob DANIELS	13	32	20	5	20	41	41	27	36	44	44	44	44	44	44	44	36	36	
27	Andrew SMITH	14	27	41	20	41	36	36	36	44	36	36	36	36	36	36	36			
20	Michael KURTON	15	20																	