



VOLKSWAGEN RACING CUP

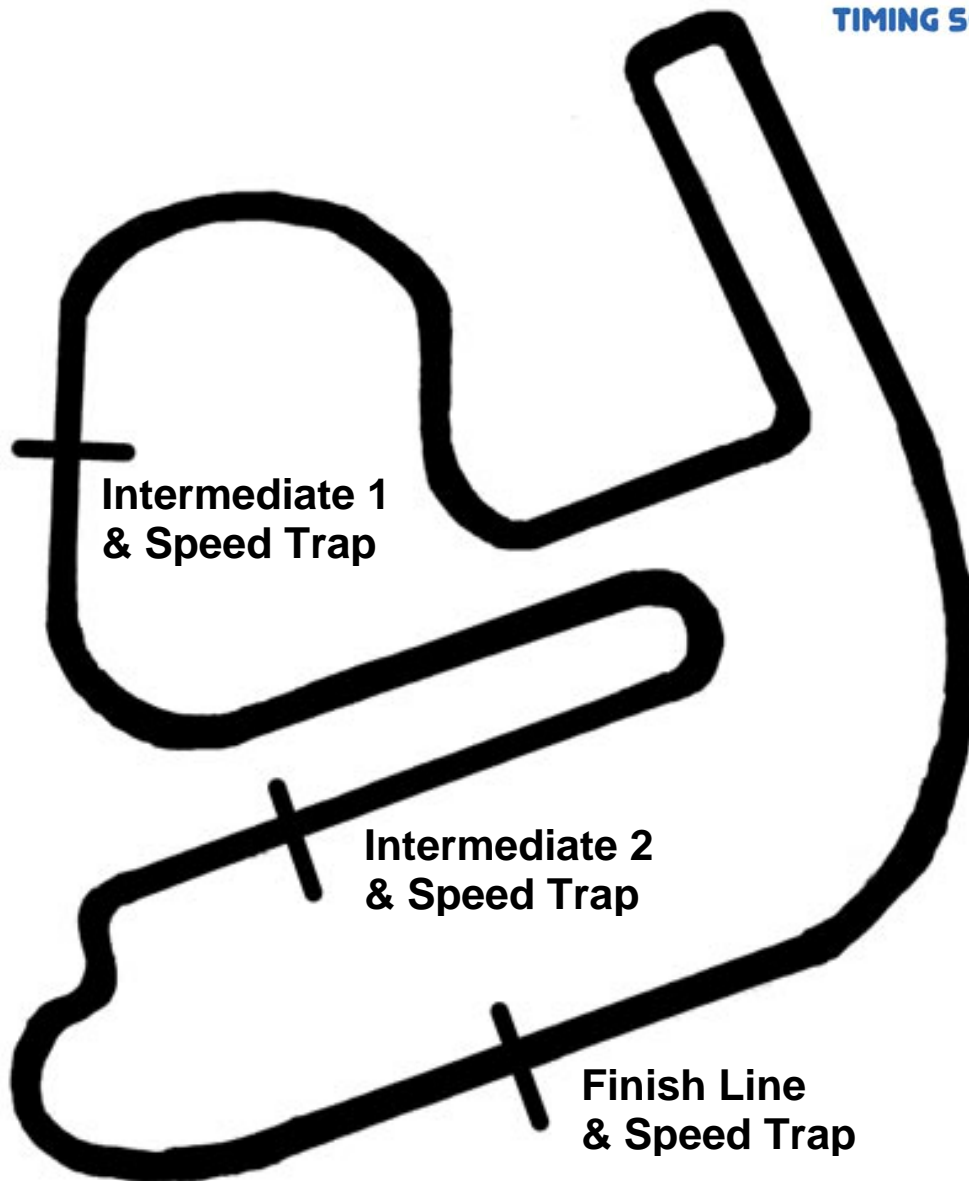
Round 3 & 4
Rockingham International Sportscar

30th & 31st May 2009



Results Provided by Timing Solutions Ltd
www.tsl-timing.com

ROCKINGHAM INTERNATIONAL SUPER SPORTS CAR CIRCUIT



Circuit Length:	1.9400 miles / 3122.1 metres
Intermediate 1:	1,718 metres
Intermediate 2:	2,524 metres
Pit In:	2,977 metres
Pit Out:	162 metres after Finish Line
Pit In – Pit Out	316 metres, @ 60kph = 18.9 seconds, @ 80kph = 14.2 seconds

Volkswagen Racing Cup Championship

QUALIFYING - RACE 5 - ROUND 3 - CLASSIFICATION

POS	NO	CL	DRIVER / TEAM	CAR	TIME	ON	LAPS	GAP	DIFF	MPH
1	1		Joe FULBROOK WARRANTY DIRECT RACING	Bora 1.8T	1:32.871	7	10			75.20
2	53		Steve CHAPLIN COMPLETE UTILITIES	Beetle 3.2 Rsi	1:32.905	5	12	0.034	0.034	75.17
3	66		Liam GRIFFIN ADDISON LEE MOTORSPORT	Scirocco 2.0 TSI GT	1:33.311	6	12	0.440	0.406	74.84
4	8		Aaron MASON AWM MOTORSPORT	Golf MkV 2.0 Gti	1:33.750	7	11	0.879	0.439	74.49
5	14		Peter FELIX	Golf MkV 2.0 Gti	1:34.033	11	11	1.162	0.283	74.27
6	69		James WALKER SLIDESPORTS	Golf MkV 2.0 Gti	1:34.129	12	12	1.258	0.096	74.19
7	20		Michael KURTON SLIDESPORTS	Scirocco 2.0 TSI GT	1:34.314	11	13	1.443	0.185	74.04
8	21		Richard WALKER FORCE TEN MOTORSPORT	Golf MkV 2.0 Gti	1:34.419	4	11	1.548	0.105	73.96
9	22		Daniel WALKER SLIDESPORTS	Golf MkV 2.0 Gti	1:34.491	4	12	1.620	0.072	73.91
10	41		Didge DZIURZYNSKI WEST END PRECISION	Golf Mk 4	1:34.795	7	9	1.924	0.304	73.67
11	7		Timothy SNAYLAM RACINGLINE	Golf MkV 2.0 Gti	1:34.874	8	12	2.003	0.079	73.61
12	2		Darren BLUMSON FAST & FURIOUS MOTORSPORT	Beetle 3.2 Rsi	1:35.014	6	12	2.143	0.140	73.50
13	32		Kieran GRIFFIN ADDISON LEE MOTORSPORT	Golf MkV 2.0 Gti	1:35.180	7	9	2.309	0.166	73.37
14	10		Martyn CULLEY GOBLIN RACING	Beetle 3.2 Rsi	1:35.616	11	13	2.745	0.436	73.04
15	36		Anna WALEWSKA ANNA RACING	Golf MkV 2.0 Gti	1:36.089	10	11	3.218	0.473	72.68
16	6		Paul WYHINNY RACINGLINE	Golf Mk4 V6	1:36.145	7	11	3.274	0.056	72.63
17	3		Paul TAYLOR FAST & FURIOUS MOTORSPORT	Golf MkV R32	1:36.513	4	13	3.642	0.368	72.36
18	18		Roger GREEN VOLKSWAGEN RACING	Polo 1.8 GTi	1:37.059	4	6	4.188	0.546	71.95
19	27		Andrew SMITH SMITHSPORT	Beetle Tdi	1:37.208	11	12	4.337	0.149	71.84
20	9		Peter WYHINNY VOLKSWAGEN RACING	Caddy Sportline	1:37.368	3	12	4.497	0.160	71.72
21	5		Doug ROSS MILESTONES MOTORSPORT LTD	Polo 2.0	1:37.922	11	11	5.051	0.554	71.32
22	46		Nick DUNN TEQUILA RACING	Beetle 3.2 Rsi	1:38.110	10	12	5.239	0.188	71.18
23	44		Robin RILEY KPM RACING	Golf Mk4 TDI	1:38.224	11	11	5.353	0.114	71.10
24	12		Tony HABERMAN	Golf Mk3 VR6	1:39.370	4	10	6.499	1.146	70.28

Weather / Track : Sunny / Dry

These results are provisional until the conclusion of any judicial and technical matters.

Rockingham International
Circuit Length = 1.9400 miles
Start: 13:56 End: 14:18

Clerk of Course :		Timekeeper :
-------------------	--	--------------

Volkswagen Racing Cup Championship

QUALIFYING - RACE 5 - ROUND 3 - SECTOR ANALYSIS

1		Joe FULBROOK				WARRANTY DIRECT RACING									
1 -	Out 74.0	28.615	77.5	20.550	93.6	1:50.105	6 -	49.416	88.5	25.343	88.4	18.910	95.9	1:33.669	
2 -	50.849	89.5	25.680	88.9	19.270	95.5	1:35.799	7 -	48.676	87.8	25.220	89.1	18.975	95.9	1:32.871
3 -	50.475	89.1	25.461	89.5	19.400	95.6	1:35.336	8 -	49.266	87.5	25.155	88.7	18.954	96.0	1:33.375
4 -	49.802	89.6	25.156	89.2	19.313	96.0	1:34.271	9 -	53.226	63.9	33.445	66.6	In		1:45.628 P
5 -	48.954	90.3	25.186	88.7	19.592	94.6	1:33.732	10 -	Out	61.5	35.299	50.6	In		3:03.375 P
2		Darren BLUMSON				FAST & FURIOUS MOTORSPORT									
1 -	Out 76.6	28.707	81.6	20.470	90.1	1:51.762	7 -	50.375	86.3	25.722	86.4	19.214	94.2	1:35.311	
2 -	51.916	83.2	26.144	86.4	19.660	94.0	1:37.720	8 -	49.957	85.5	25.771	86.3	19.353	94.9	1:35.081
3 -	51.459	85.3	26.113	83.4	19.589	94.1	1:37.161	9 -	49.855	86.1	25.999	83.5	19.533	94.2	1:35.387
4 -	50.692	85.8	25.713	87.3	19.284	94.0	1:35.689	10 -	1:05.387	58.9	30.594	81.8	20.452	82.4	1:56.433
5 -	50.169	84.8	25.830	87.2	19.143	95.5	1:35.142	11 -	54.126	80.8	27.706	81.6	19.875	94.6	1:41.707
6 -	49.748	86.5	26.005	84.9	19.261	94.4	1:35.014	12 -	50.204	87.4	26.216	84.7	19.244	94.6	1:35.664
3		Paul TAYLOR				FAST & FURIOUS MOTORSPORT									
1 -	Out 83.2	27.355	85.2	20.450	91.4	1:44.937	8 -	51.375	83.9	26.545	86.1	19.553	93.1	1:37.473	
2 -	51.432	86.1	26.229	86.7	19.533	92.4	1:37.194	9 -	51.101	86.1	26.574	86.6	19.618	92.8	1:37.293
3 -	50.683	85.4	26.421	86.6	19.602	93.1	1:36.706	10 -	51.102	86.7	26.403	86.4	20.046	92.6	1:37.551
4 -	50.717	85.3	26.296	86.6	19.500	92.2	1:36.513	11 -	51.482	85.9	26.664	86.5	19.663	92.9	1:37.809
5 -	57.292	80.4	26.610	86.0	19.621	92.6	1:43.523	12 -	51.561	85.9	26.780	85.3	20.047	92.4	1:38.388
6 -	52.962	80.9	27.025	84.0	19.711	93.1	1:39.698	13 -	53.500	84.2	26.707	86.6	19.866	92.4	1:40.073
7 -	51.821	87.3	26.382	86.5	19.549	92.8	1:37.752								
5		Doug ROSS				MILESTONES MOTORSPORT LTD									
1 -	Out 77.3	29.942	83.3	21.156	89.2	1:49.625	7 -	51.515	84.2	26.695	84.5	20.053	90.0	1:38.263	
2 -	52.606	85.3	26.554	84.8	20.053	90.4	1:39.213	8 -	51.500	82.3	26.725	84.5	20.224	90.0	1:38.449
3 -	51.427	83.8	26.852	77.5	20.383	89.8	1:38.662	9 -	51.570	82.8	27.059	83.0	20.055	90.0	1:38.684
4 -	51.450	85.9	27.033	83.2	In		1:39.813 P	10 -	51.036	85.7	26.869	85.9	20.256	90.7	1:38.161
5 -	Out 83.5	27.125	81.3	20.640	89.7		4:28.802	11 -	51.363	86.3	26.496	84.6	20.063	89.5	1:37.922
6 -	52.084	84.3	26.940	83.3	20.087	89.8	1:39.111								
6		Paul WYHINNY				RACINGLINE									
1 -	Out 68.5	29.647	79.6	21.433	86.9	1:57.919	7 -	50.509	88.3	25.977	83.8	19.659	90.1	1:36.145	
2 -			84.8	19.801	91.4	1:40.359	8 -	50.927	87.6	25.957	84.0	19.460	91.3	1:36.344	
3 -	51.322	87.0	26.558	83.8	19.636	90.8	1:37.516	9 -	50.469	88.3	26.186	78.8	19.873	89.5	1:36.528
4 -	50.384	88.8	26.209	83.8	19.612	90.6	1:36.205	10 -	50.620	87.2	26.264	81.8	19.954	83.4	1:36.838
5 -	50.466	88.5	26.000	82.3	20.345	90.2	1:36.811	11 -	52.652	84.0	26.596	77.0	In		1:46.982 P
6 -	51.802	87.4	26.085	83.5	19.632	90.1	1:37.519								
7		Timothy SNAYLAM				RACINGLINE									
1 -	Out 74.0	32.734	70.2	23.760	92.1	1:57.722	7 -	50.433	88.7	25.626	87.3	19.289	94.1	1:35.348	
2 -	55.064	79.9	27.125	84.0	20.579	92.6	1:42.768	8 -	49.961	87.8	25.625	86.6	19.288	94.1	1:34.874
3 -	51.237	88.7	25.531	87.3	19.254	94.1	1:36.022	9 -	51.710	85.1	27.892	78.5	In		1:44.907 P
4 -	50.176	88.7	25.477	87.6	19.231	94.0	1:34.884	10 -	Out	81.5	27.637	84.4	20.492	93.5	2:50.461
5 -	50.732	88.1	25.817	86.7	19.310	94.6	1:35.859	11 -	51.767	79.2	27.253	84.5	19.520	94.1	1:38.540
6 -	51.120	83.4	26.197	86.0	19.452	93.9	1:36.769	12 -	49.970	89.5	25.674	86.0	19.620	94.6	1:35.264
8		Aaron MASON				AWM MOTORSPORT									
1 -	Out 73.6	29.573	67.4	22.713	89.4	1:51.585	7 -	49.036	89.2	25.255	90.2	19.459	95.6	1:33.750	
2 -	55.471	89.7	26.752	74.9	20.367	94.4	1:42.590	8 -	49.742	82.3	26.609	89.8	20.291	96.3	1:36.642
3 -	51.754	90.2	25.409	90.1	19.286	94.0	1:36.449	9 -	50.058	90.2	25.462	89.2	19.730	94.9	1:35.250
4 -	50.940	90.2	25.283	90.2	19.545	95.3	1:35.768	10 -	50.648	89.8	25.369	90.6	19.718	83.1	1:35.735
5 -	50.049	88.1	26.214	82.1	In		1:43.599 P	11 -	1:11.566	72.6	27.172	89.2	In		1:56.706 P
6 -	Out 90.2	25.321	90.6	19.397	95.6		2:30.380								
9		Peter WYHINNY				VOLKSWAGEN RACING									
1 -	Out 69.4	29.924	65.9	23.151	87.3	1:57.850	7 -	51.913	84.3	27.171	77.9	20.948	84.1	1:40.032	
2 -			79.7	20.152	86.1	1:38.151	8 -	51.649	84.7	26.335	77.0	20.254	83.2	1:38.238	
3 -	51.269	86.1	26.149	77.3	19.950	84.2	1:37.368	9 -	52.775	83.1	26.565	77.4	20.430	82.5	1:39.770
4 -	51.757	85.8	25.860	78.2	19.875	84.6	1:37.492	10 -	51.943	83.9	26.307	77.2	20.049	83.5	1:38.299
5 -	52.092	85.5	26.268	76.9	20.176	85.8	1:38.536	11 -	51.681	84.4	26.516	77.1	20.894	83.7	1:39.091
6 -	53.100	85.2	26.499	77.3	19.866	84.5	1:39.465	12 -	51.914	84.4	26.291	77.8	20.395	82.7	1:38.600

Rockingham International
Circuit Length = 1.9400 miles
Start: 13:56 End: 14:18

Weather / Track : Sunny / Dry

Volkswagen Racing Cup Championship

QUALIFYING - RACE 5 - ROUND 3 - SECTOR ANALYSIS

10	Martyn CULLEY				GOBLIN RACING										
1-	Out	83.9	27.599	78.2	20.534	92.3	1:43.902	8-	59.952	76.9	26.581	87.7	19.472	94.0	1:46.005
2-	52.545	85.3	26.628	88.2	19.934	92.6	1:39.107	9-	50.615	86.3	26.018	88.1	19.667	92.8	1:36.300
3-	51.502	87.0	26.153	88.5	19.694	93.6	1:37.349	10-	50.953	86.0	26.102	87.3	19.619	93.3	1:36.674
4-	51.621	86.6	26.224	86.9	19.746	94.4	1:37.591	11-	50.279	85.6	25.765	86.8	19.572	94.0	1:35.616
5-	51.331	85.7	26.168	87.2	20.011	92.4	1:37.510	12-	50.694	85.8	26.229	86.6	20.271	93.2	1:37.194
6-	54.570	80.6	28.857	84.3	20.440	93.5	1:43.867	13-	51.832	86.5	26.212	87.4	19.804	90.9	1:37.848
7-	50.653	86.4	26.069	88.1	19.405	93.2	1:36.127								
12	Tony HABERMAN														
1-	Out	73.8	32.614	63.4	21.619	88.9	1:59.314	6-	Out	84.2	27.881	79.9	21.028	88.0	4:51.622
2-	1:03.511	74.9	28.102	84.4	20.610	89.4	1:52.223	7-	53.129	84.2	26.770	86.0	20.530	87.6	1:40.429
3-	52.476	83.4	26.994	86.7	20.465	89.4	1:39.935	8-	52.556	83.5	27.041	84.5	20.536	88.5	1:40.133
4-	52.291	85.2	26.681	86.0	20.398	89.0	1:39.370	9-	54.741	81.0	28.450	72.5	21.588	88.6	1:44.779
5-	55.543	72.2	29.142	77.8	In		1:46.733 P	10-	53.203	83.7	27.077	85.7	20.603	87.8	1:40.883
14	Peter FELIX														
1-	Out	70.6	28.593	76.0	21.202	87.6	1:48.497	7-	49.355	87.7	25.758	85.9	19.120	97.5	1:34.233
2-				83.2	19.302	97.0	1:36.861	8-	51.855	87.6	25.838	86.0	In		1:34.193 P
3-	49.410	89.6	25.461	86.5	19.166	96.8	1:34.037	9-	Out	85.5	25.779	85.5	19.414	97.0	2:26.045
4-	52.440	79.8	26.056	77.8	In		1:39.877 P	10-	49.414	89.6	25.601	85.9	19.037	98.0	1:34.052
5-	Out	85.5	25.897	82.3	19.157	98.4	2:45.316	11-	49.202	90.3	25.510	85.7	19.321	96.3	1:34.033
6-	49.374	90.4	25.971	84.3	19.063	97.3	1:34.408								
18	Roger GREEN				VOLKSWAGEN RACING										
1-	Out	66.6	33.313	63.8	In		1:54.570 P	4-	50.501	86.9	26.228	84.2	20.330	91.4	1:37.059
2-	Out	85.8	26.156	86.1	20.298	92.6	4:28.729	5-	50.728	86.4	26.944	78.1	In		1:34.823 P
3-	51.103	86.3	26.356	86.3	20.368	92.8	1:37.827	6-	Out	84.0	26.500	84.6	20.170	92.6	8:46.947
20	Michael KURTON				SLIDESPORTS										
1-	Out	74.2	28.976	81.6	22.105	91.3	1:47.697	8-	50.057	86.9	25.348	86.1	19.080	93.1	1:34.485
2-	52.163	85.3	25.905	84.5	19.913	92.9	1:37.981	9-	49.575	88.4	26.239	85.6	19.256	93.3	1:35.070
3-	51.675	83.0	26.199	85.1	19.602	91.4	1:37.476	10-	52.754	73.3	29.417	65.2	20.755	93.2	1:42.926
4-	50.206	87.5	25.820	85.4	19.435	92.1	1:35.461	11-	49.868	88.0	25.342	85.6	19.104	93.2	1:34.314
5-	50.995	87.8	25.459	84.3	19.136	92.2	1:35.590	12-	49.848	87.7	26.197	83.7	20.233	92.4	1:36.278
6-	50.209	87.0	25.371	85.9	19.389	91.9	1:34.969	13-	50.195	87.8	25.309	86.7	19.064	92.2	1:34.568
7-	50.940	69.8	30.366	68.0	20.526	93.2	1:41.832								
21	Richard WALKER				FORCE TEN MOTORSPORT										
1-	Out	72.5	29.065	85.6	20.416	89.4	1:57.979	7-	55.413	62.9	35.004	59.0	24.638	82.0	1:55.055
2-	53.396	85.6	25.779	87.5	19.777	93.6	1:38.952	8-	1:02.214	59.6	32.744	77.3	20.676	94.8	1:55.634
3-	49.888	87.7	25.307	87.5	19.485	92.9	1:34.680	9-	49.829	88.4	25.326	88.3	19.474	93.6	1:34.629
4-	49.535	88.9	25.266	88.3	19.618	94.0	1:34.419	10-	51.610	68.5	35.337	62.4	22.031	94.2	1:48.978
5-	50.380	84.2	25.265	88.2	19.393	94.1	1:35.038	11-	49.745	88.8	25.375	88.5	19.512	94.5	1:34.632
6-	49.682	88.4	25.220	88.8	19.667	94.2	1:34.569								
22	Daniel WALKER				SLIDESPORTS										
1-	Out	73.3	30.058	73.7	23.107	91.7	1:50.101	7-	50.458	85.6	25.575	87.6	19.493	93.2	1:35.526
2-	55.670	69.5	27.821	76.9	20.252	94.4	1:43.743	8-	56.902	69.4	27.803	87.4	20.040	92.4	1:44.745
3-	49.998	85.5	27.447	64.8	21.133	93.5	1:38.578	9-	50.056	88.5	25.714	88.2	19.651	93.2	1:35.421
4-	49.700	89.7	25.405	87.7	19.386	93.5	1:34.491	10-	50.106	88.1	25.912	86.8	19.533	92.9	1:35.551
5-	50.054	88.9	25.959	87.0	19.516	94.2	1:35.529	11-	50.037	87.8	25.943	86.8	19.495	94.0	1:35.475
6-	49.886	99.6	25.808	86.7	19.491	93.9	1:35.185	12-	50.553	88.1	25.922	87.3	19.431	92.8	1:35.906
27	Andrew SMITH				SMITHSPORT										
1-	Out	74.9	28.579	83.8	20.468	91.5	1:47.508	7-	53.661	84.0	26.223	84.3	20.020	90.8	1:39.904
2-					20.167	90.9	1:38.901	8-	52.630	84.0	26.322	82.8	19.874	90.4	1:38.826
3-	53.593	83.0	26.575	84.6	19.939	91.8	1:40.107	9-	51.965	81.6	26.298	82.7	20.328	90.1	1:38.591
4-	51.550	85.2	26.355	83.5	19.779	90.6	1:37.684	10-	52.067	85.5	26.130	83.9	19.906	89.5	1:38.103
5-	52.064	84.2	26.629	80.9	19.988	91.2	1:38.681	11-	51.509	86.6	26.024	83.6	19.675	91.1	1:37.208
6-	52.672	79.5	26.949	83.6	20.213	89.8	1:39.834	12-	51.558	85.2	26.334	83.4	19.830	90.6	1:37.722

Rockingham International
Circuit Length = 1.9400 miles
Start: 13:56 End: 14:18

Weather / Track : Sunny / Dry

Volkswagen Racing Cup Championship

QUALIFYING - RACE 5 - ROUND 3 - SECTOR ANALYSIS

32	Kieran GRIFFIN	ADDISON LEE MOTORSPORT												
1 -	Out 71.5	28.887	80.6	28.557	58.5	4:55.047	6 -	50.704	88.3	25.415	87.7	19.204	92.6	1:35.323
2 -		In 75.4		In		2:17.065 P	7 -	50.163	88.8	25.656	86.8	19.361	92.6	1:35.180
3 -	Out 83.7	27.441	65.5	20.297	93.7	3:23.058	8 -	49.899	87.5	25.875	86.0	19.425	92.3	1:35.199
4 -	51.744 84.0	25.585	87.2	19.342	93.2	1:36.671	9 -	53.746	76.8	27.675	78.1	20.165	92.9	1:41.586
5 -	50.584 87.3	25.938	84.9	20.025	92.8	1:36.547								
36	Anna WALEWSKA	ANNA RACING												
1 -	Out 75.3	30.030	77.4	20.918	88.4	1:52.276	7 -	56.486	85.4	26.499	88.3	19.670	92.3	1:42.655
2 -	52.972 85.8	26.548	84.1	20.293	93.6	1:39.813	8 -	51.757	88.1	25.990	88.3	19.432	93.6	1:37.179
3 -	51.491 89.0	25.557	88.2	19.554	93.1	1:36.602	9 -	51.566	85.3	26.161	87.8	19.507	93.7	1:37.234
4 -	51.312 88.8	26.281	86.4	19.804	92.9	1:37.397	10 -	51.260	88.8	25.368	88.7	19.461	94.0	1:36.089
5 -	51.669 86.8	26.697	79.7	In		1:40.268 P	11 -	51.026	88.5	25.755	88.5	19.541	94.0	1:36.322
6 -	Out 87.4	26.260	82.8	21.141	76.5	3:23.920								
41	Didge DZIURZYNSKI	WEST END PRECISION												
1 -	Out 78.3	28.265	87.2	20.548	92.3	1:45.976	6 -	49.806	89.5	25.742	90.3	19.470	96.0	1:35.018
2 -	55.857 79.9	26.957	89.0	19.610	94.8	1:42.424	7 -	49.931	90.6	25.475	90.9	19.389	96.4	1:34.795
3 -	51.353 87.4	25.945	90.0	19.193	95.7	1:36.491	8 -	50.676	89.2	26.137	88.5	19.593	95.1	1:36.406
4 -	50.185 88.7	25.851	90.7	19.132	96.3	1:35.168	9 -	52.758	82.2	28.395	80.1	In		1:48.649 P
5 -	49.887 89.5	25.570	90.1	19.660	96.0	1:35.117								
44	Robin RILEY	KPM RACING												
1 -	Out 73.2	31.192	72.9	23.354	86.0	1:58.076	7 -	Out 81.3		26.678	81.4	20.517	91.2	2:56.746
2 -	58.407 79.8	27.514	83.0	21.021	88.5	1:46.942	8 -	53.108	75.7	26.548	82.7	19.977	91.2	1:39.633
3 -	57.368 82.1	26.986	82.5	21.329	90.0	1:45.683	9 -	52.221	80.4	27.893	82.6	20.221	91.4	1:40.335
4 -	56.392 80.3	27.110	83.7	20.466	90.8	1:43.968	10 -	52.103	84.4	26.540	82.7	21.215	91.2	1:39.858
5 -	53.387 82.5	26.870	82.3	20.583	88.3	1:40.840	11 -	52.045	81.2	26.420	82.8	19.759	91.4	1:38.224
6 -	57.828 76.1	28.422	81.8	In		1:43.778 P								
46	Nick DUNN	TEQUILA RACING												
1 -	Out 72.2	31.427	77.0	22.157	86.8	1:56.075	7 -	52.623	84.1	27.341	82.1	20.180	89.7	1:40.144
2 -	57.702 80.5	29.642	73.3	21.082	86.4	1:48.426	8 -	52.926	84.8	26.814	83.8	20.199	90.7	1:39.939
3 -	55.787 79.9	28.265	81.6	20.705	88.2	1:44.757	9 -	53.415	84.0	26.923	84.1	19.920	91.3	1:40.258
4 -	53.846 82.6	28.046	81.4	20.937	88.6	1:42.829	10 -	51.620	84.3	26.730	84.6	19.760	92.2	1:38.110
5 -	54.040 82.8	27.668	81.7	20.178	89.6	1:41.886	11 -	52.545	84.0	26.595	83.7	19.886	91.8	1:39.026
6 -	52.433 83.3	27.162	83.3	20.268	88.6	1:39.863	12 -	52.187	84.0	26.627	85.4	19.639	92.7	1:38.453
53	Steve CHAPLIN	COMPLETE UTILITIES												
1 -	Out 78.4	28.056	85.4	20.153	94.5	1:45.091	7 -	49.567	86.0	24.872	90.2	19.102	96.8	1:33.541
2 -	52.082 84.5	26.276	87.8	19.301	96.1	1:37.659	8 -	49.558	86.7	24.943	89.2	18.830	97.7	1:33.331
3 -	49.228 87.7	25.108	89.7	19.026	97.4	1:33.362	9 -	59.927	60.3	35.261	55.1	In		1:52.262 P
4 -	1:00.711 80.6	26.706	87.6	19.082	96.3	1:46.499	10 -	Out 64.0		27.734	87.0	19.131	97.1	2:29.341
5 -	49.072 88.2	25.028	88.8	18.805	97.3	1:32.905	11 -	48.899	88.3	25.481	88.3	19.080	96.7	1:33.460
6 -				104.7		1:08.150 D	12 -	49.433	88.0	25.172	89.0	18.711	96.4	1:33.316
66	Liam GRIFFIN	ADDISON LEE MOTORSPORT												
1 -	Out 73.3	30.173	77.3	22.986	86.0	1:50.114	7 -	49.718	87.6	24.932	87.0	18.879	93.2	1:33.529
2 -	55.307 85.4	26.341	86.9	20.263	90.6	1:41.911	8 -	1:02.620	64.8	32.282	78.2	19.618	92.9	1:54.520
3 -	58.661 76.8	27.990	63.9	21.081	92.8	1:47.732	9 -	50.434	87.2	30.092	53.9	20.915	92.7	1:41.441
4 -	50.652 84.6	26.002	85.5	19.217	92.7	1:35.871	10 -	49.267	89.1	25.787	86.1	18.812	94.9	1:33.866
5 -	49.806 90.6	24.733	86.9	18.956	93.5	1:33.495	11 -	49.481	87.0	25.244	88.3	19.063	92.6	1:33.788
6 -	49.450 87.3	25.004	86.9	18.857	91.8	1:33.311	12 -	49.417	89.2	25.274	87.8	18.870	93.2	1:33.561
69	James WALKER	SLIDESPORTS												
1 -	Out 83.5	36.582	29.5	In		2:01.731 P	7 -	49.434	88.2	25.391	86.4	19.478	93.6	1:34.303
2 -	Out 82.8	26.451	85.7	20.764	93.5	1:55.944	8 -	49.995	88.2	25.327	86.8	19.424	93.1	1:34.746
3 -	50.327 87.4	25.383	86.8	23.926	92.3	1:39.636	9 -	1:00.618	57.2	32.109	70.3	19.675	93.1	1:52.402
4 -	51.695 88.4	26.352	86.8	19.725	93.3	1:37.772	10 -	49.927	87.2	25.293	86.3	19.279	94.0	1:34.499
5 -	49.861 88.1	25.167	86.0	19.414	93.6	1:34.442	11 -	49.670	86.4	25.499	87.2	19.570	93.3	1:34.739
6 -	50.254 83.3	26.874	76.4	19.809	93.2	1:36.937	12 -	49.668	87.4	25.290	87.6	19.171	93.9	1:34.129

Rockingham International
Circuit Length = 1.9400 miles
Start: 13:56 End: 14:18

Weather / Track : Sunny / Dry

Volkswagen Racing Cup Championship

QUALIFYING - RACE 5 - ROUND 3 - BEST SECTOR TIMES

SECTOR 1			SECTOR 2			SECTOR 3			IDEAL / BEST COMPARISON						
POS	NO	NAME	TIME	NO	NAME	TIME	NO	NAME	TIME	POS	NO	NAME	IDEAL	BEST	DIFF
1	1	FULBROOK	48.676	66	GRIFFIN	24.733	53	CHAPLIN	18.711	1	53	CHAPLIN	1:32.482	1:32.905	0.423
2	53	CHAPLIN	48.899	53	CHAPLIN	24.872	66	GRIFFIN	18.812	2	1	FULBROOK	1:32.741	1:32.871	0.130
3	8	MASON	49.036	1	FULBROOK	25.155	1	FULBROOK	18.910	3	66	GRIFFIN	1:32.812	1:33.311	0.499
4	14	FELIX	49.202	69	WALKER	25.167	14	FELIX	19.037	4	8	MASON	1:33.577	1:33.750	0.173
5	66	GRIFFIN	49.267	21	WALKER	25.220	20	KURTON	19.064	5	14	FELIX	1:33.700	1:34.033	0.333
6	69	WALKER	49.434	8	MASON	25.255	41	DZIURZYNSKI	19.132	6	69	WALKER	1:33.772	1:34.129	0.357
7	21	WALKER	49.535	20	KURTON	25.309	2	BLUMSON	19.143	7	20	KURTON	1:33.948	1:34.314	0.366
8	20	KURTON	49.575	36	WALEWSKA	25.368	69	WALKER	19.171	8	21	WALKER	1:34.148	1:34.419	0.271
9	22	WALKER	49.700	22	WALKER	25.405	32	GRIFFIN	19.204	9	41	DZIURZYNSKI	1:34.413	1:34.795	0.382
10	2	BLUMSON	49.748	32	GRIFFIN	25.415	7	SNAYLAM	19.231	10	22	WALKER	1:34.491	1:34.491	0.000
11	41	DZIURZYNSKI	49.806	14	FELIX	25.461	8	MASON	19.286	11	32	GRIFFIN	1:34.518	1:35.180	0.662
12	32	GRIFFIN	49.899	41	DZIURZYNSKI	25.475	22	WALKER	19.386	12	2	BLUMSON	1:34.604	1:35.014	0.410
13	7	SNAYLAM	49.961	7	SNAYLAM	25.477	21	WALKER	19.393	13	7	SNAYLAM	1:34.669	1:34.874	0.205
14	10	CULLEY	50.279	2	BLUMSON	25.713	10	CULLEY	19.405	14	10	CULLEY	1:35.449	1:35.616	0.167
15	6	WYHINNY	50.384	10	CULLEY	25.765	36	WALEWSKA	19.432	15	6	WYHINNY	1:35.801	1:36.145	0.344
16	18	GREEN	50.501	9	WYHINNY	25.860	6	WYHINNY	19.460	16	36	WALEWSKA	1:35.826	1:36.089	0.263
17	3	TAYLOR	50.683	6	WYHINNY	25.957	3	TAYLOR	19.500	17	3	TAYLOR	1:36.412	1:36.513	0.101
18	36	WALEWSKA	51.026	27	SMITH	26.024	46	DUNN	19.639	18	18	GREEN	1:36.827	1:37.059	0.232
19	5	ROSS	51.036	18	GREEN	26.156	27	SMITH	19.675	19	9	WYHINNY	1:36.995	1:37.368	0.373
20	9	WYHINNY	51.269	3	TAYLOR	26.229	44	RILEY	19.759	20	27	SMITH	1:37.208	1:37.208	0.000
21	27	SMITH	51.509	44	RILEY	26.420	9	WYHINNY	19.866	21	5	ROSS	1:37.585	1:37.922	0.337
22	46	DUNN	51.620	5	ROSS	26.496	5	ROSS	20.053	22	46	DUNN	1:37.854	1:38.110	0.256
23	44	RILEY	52.045	46	DUNN	26.595	18	GREEN	20.170	23	44	RILEY	1:38.224	1:38.224	0.000
24	12	HABERMAN	52.291	12	HABERMAN	26.681	12	HABERMAN	20.398	24	12	HABERMAN	1:39.370	1:39.370	0.000
											Perfect Lap		1:32.120		

Volkswagen Racing Cup Championship
QUALIFYING - RACE 5 - ROUND 3 - SPEED TRAPS

SECTOR 1				SECTOR 2			FINISH LINE			
POS	NO	NAME	MPH	NO	NAME	MPH	NO	NAME	MPH	
1	22	Daniel WALKER	99.6	41	Didge DZIURZYNSKI	90.9	53	Steve CHAPLIN	104.7	
2	41	Didge DZIURZYNSKI	90.6	8	Aaron MASON	90.6	14	Peter FELIX	98.4	
3	66	Liam GRIFFIN	90.6	53	Steve CHAPLIN	90.2	41	Didge DZIURZYNSKI	96.4	
4	14	Peter FELIX	90.4	1	Joe FULBROOK	89.5	8	Aaron MASON	96.3	
5	1	Joe FULBROOK	90.3	21	Richard WALKER	88.8	1	Joe FULBROOK	96.0	
6	8	Aaron MASON	90.2	36	Anna WALEWSKA	88.7	2	Darren BLUMSON	95.5	
7	7	Timothy SNAYLAM	89.5	10	Martyn CULLEY	88.5	66	Liam GRIFFIN	94.9	
8	36	Anna WALEWSKA	89.0	66	Liam GRIFFIN	88.3	21	Richard WALKER	94.8	
9	21	Richard WALKER	88.9	22	Daniel WALKER	88.2	7	Timothy SNAYLAM	94.6	
10	6	Paul WYHINNY	88.8	32	Kieran GRIFFIN	87.7	10	Martyn CULLEY	94.4	
11	32	Kieran GRIFFIN	88.8	7	Timothy SNAYLAM	87.6	22	Daniel WALKER	94.4	
12	2	Darren BLUMSON	88.4	69	James WALKER	87.6	36	Anna WALEWSKA	94.0	
13	20	Michael KURTON	88.4	2	Darren BLUMSON	87.3	69	James WALKER	94.0	
14	69	James WALKER	88.4	3	Paul TAYLOR	86.7	32	Kieran GRIFFIN	93.7	
15	53	Steve CHAPLIN	88.3	12	Tony HABERMAN	86.7	20	Michael KURTON	93.3	
16	3	Paul TAYLOR	87.3	20	Michael KURTON	86.7	3	Paul TAYLOR	93.1	
17	10	Martyn CULLEY	87.0	14	Peter FELIX	86.5	18	Roger GREEN	92.8	
18	18	Roger GREEN	86.9	18	Roger GREEN	86.3	46	Nick DUNN	92.7	
19	27	Andrew SMITH	86.6	5	Doug ROSS	85.9	27	Andrew SMITH	91.8	
20	5	Doug ROSS	86.3	46	Nick DUNN	85.4	6	Paul WYHINNY	91.4	
21	9	Peter WYHINNY	86.1	6	Paul WYHINNY	84.8	44	Robin RILEY	91.4	
22	12	Tony HABERMAN	85.2	27	Andrew SMITH	84.6	5	Doug ROSS	90.7	
23	46	Nick DUNN	84.8	44	Robin RILEY	83.7	12	Tony HABERMAN	89.4	
24	44	Robin RILEY	84.4	9	Peter WYHINNY	79.7	9	Peter WYHINNY	87.3	

Weather / Track : Sunny / Dry


www.tsl-timing.com

Rockingham International
 Circuit Length = 1.9400 miles
 Start: 13:56 End: 14:18

Printed - 14.21 Saturday, 30 May 2009

Volkswagen Racing Cup Championship

RACE 5 - ROUND 3 - GRID

ROW 12	1:39.370 12 Tony HABERMAN	1:38.224 44 Robin RILEY
ROW 11	1:38.110 46 Nick DUNN	1:37.922 5 Doug ROSS
ROW 10	1:37.368 9 Peter WYHINNY	1:37.208 27 Andrew SMITH
ROW 9	1:37.059 18 Roger GREEN	1:36.513 3 Paul TAYLOR
ROW 8	1:36.145 6 Paul WYHINNY	1:36.089 36 Anna WALEWSKA
ROW 7	1:35.616 10 Martyn CULLEY	1:35.180 32 Kieran GRIFFIN
ROW 6	1:35.014 2 Darren BLUMSON	1:34.874 7 Timothy SNAYLAM
ROW 5	1:34.795 41 Didge DZIURZYNSKI	1:34.491 22 Daniel WALKER
ROW 4	1:34.419 21 Richard WALKER	1:34.314 20 Michael KURTON
ROW 3	1:34.129 69 James WALKER	1:34.033 14 Peter FELIX
ROW 2	1:33.750 8 Aaron MASON	1:33.311 66 Liam GRIFFIN
ROW 1	1:32.905 53 Steve CHAPLIN	1:32.871 1 Joe FULBROOK
Pole		
		

Rockingham International
Circuit Length = 1.9400 miles

These results are provisional until the conclusion of any judicial and technical matters.

Clerk of Course :

Timekeeper :

Volkswagen Racing Cup Championship

RACE 5 - ROUND 3 - CLASSIFICATION

POS	NO	CL	DRIVER / TEAM	CAR	LAPS	TIME	GAP	DIFF	MPH	BEST	ON
1	53		Steve CHAPLIN COMPLETE UTILITIES	Beetle 3.2 Rsi	13	20:35.856			73.46	1:33.270	3
2	1		Joe FULBROOK WARRANTY DIRECT RACING	Bora 1.8T	13	20:36.352	0.496	0.496	73.43	1:33.366	3
3	69		James WALKER SLIDESPORTS	Golf MkV 2.0 Gti	13	20:41.362	5.506	5.010	73.13	1:33.554	3
4	14		Peter FELIX	Golf MkV 2.0 Gti	13	20:47.824	11.968	6.462	72.75	1:34.354	2
5	21		Richard WALKER FORCE TEN MOTORSPORT	Golf MkV 2.0 Gti	13	20:49.829	13.973	2.005	72.64	1:34.089	3
6	2		Darren BLUMSON FAST & FURIOUS MOTORSPORT	Beetle 3.2 Rsi	13	20:56.857	21.001	7.028	72.23	1:34.052	7
7	7		Timothy SNAYLAM RACINGLINE	Golf MkV 2.0 Gti	13	21:00.090	24.234	3.233	72.05	1:34.513	2
8	3		Paul TAYLOR FAST & FURIOUS MOTORSPORT	Golf MkV R32	13	21:01.114	25.258	1.024	71.99	1:35.298	7
9	10		Martyn CULLEY GOBLIN RACING	Beetle 3.2 Rsi	13	21:15.648	39.792	14.534	71.17	1:36.168	3
10	32		Kieran GRIFFIN ADDISON LEE MOTORSPORT	Golf MkV 2.0 Gti	13	21:16.301	40.445	0.653	71.13	1:36.069	7
11	8		Aaron MASON AWM MOTORSPORT	Golf MkV 2.0 Gti	13	21:17.183	41.327	0.882	71.08	1:34.211	2
12	6		Paul WYHINNY RACINGLINE	Golf Mk4 V6	13	21:18.189	42.333	1.006	71.03	1:36.270	4
13	18		Roger GREEN VOLKSWAGEN RACING	Polo 1.8 GTi	13	21:25.131	49.275	6.942	70.64	1:36.593	4
14	36		Anna WALEWSKA ANNA RACING	Golf MkV 2.0 Gti	13	21:25.294	49.438	0.163	70.63	1:35.393	11
15	27		Andrew SMITH SMITHSPORT	Beetle Tdi	13	21:39.564	1:03.708	14.270	69.86	1:36.905	11
16	22		Daniel WALKER SLIDESPORTS	Golf MkV 2.0 Gti	13	21:44.331	1:08.475	4.767	69.60	1:36.188	3
17	12		Tony HABERMAN	Golf Mk3 VR6	13	21:45.048	1:09.192	0.717	69.56	1:38.374	11
18	44		Robin RILEY KPM RACING	Golf Mk4 TDI	13	21:45.674	1:09.818	0.626	69.53	1:38.270	3
NOT CLASSIFIED											
DNF	5		Doug ROSS MILESTONES MOTORSPORT LTD	Polo 2.0	12	19:49.901	1 lap	1 lap	70.43	1:37.146	12
DNF	66		Liam GRIFFIN ADDISON LEE MOTORSPORT	Scirocco 2.0 TSI GT	11	17:31.876	2 laps	1 lap	73.03	1:32.843	10
DNF	9		Peter WYHINNY VOLKSWAGEN RACING	Caddy Sportline	9	14:48.306	4 laps	2 laps	70.75	1:36.236	4
DNC	20		Michael KURTON SLIDESPORTS	Scirocco 2.0 TSI GT	8	21:38.652	5 laps	1 lap	43.02	1:36.344	5
DNF	41		Didge DZIURZYNSKI WEST END PRECISION	Golf Mk 4	3	4:59.026	10 laps	5 laps	70.06	1:34.920	2
DNF	46		Nick DUNN TEQUILA RACING	Beetle 3.2 Rsi	3	5:12.876	10 laps	13.850	66.96	1:37.912	3
FASTEST LAP											
	66		Liam GRIFFIN ADDISON LEE MOTORSPORT	Scirocco 2.0 TSI GT	10	1:32.843			75.22 mph	121.05 kph	

Weather / Track : Sunny / Dry

These results are provisional until the conclusion of any judicial and technical matters.

Rockingham International
Circuit Length = 1.9400 miles
Start: 11:08 End: 11:31

Clerk of Course :	Timekeeper :
-------------------	--------------

Volkswagen Racing Cup Championship

RACE 5 - ROUND 3 - LAP CHART

Lap 1			Lap 2			Lap 3			Lap 4			Lap 5		
No	Behind	Laptime	No	Behind	Laptime	No	Behind	Laptime	No	Behind	Laptime	No	Behind	Laptime
69		1:41.878	69		1:33.709	69		1:33.554	53		1:33.488	53		1:35.313
53	0.969	1:42.847	53	0.981	1:33.721	53	0.697	1:33.270	69	0.688	1:34.873	1	1.053	1:35.299
1	1.489	1:43.367	1	1.374	1:33.594	1	1.186	1:33.366	1	1.067	1:34.066	69	1.639	1:36.264
21	2.212	1:44.090	21	2.841	1:34.338	21	3.376	1:34.089	14	4.532	1:34.588	14	4.178	1:34.959
14	2.645	1:44.523	14	3.290	1:34.354	14	4.129	1:34.393	21	4.869	1:35.678	21	4.905	1:35.349
8	3.483	1:45.361	8	3.985	1:34.211	8	4.776	1:34.345	8	5.200	1:34.609	8	6.371	1:36.484
2	5.899	1:47.777	41	7.534	1:34.920	7	9.746	1:34.851	7	10.821	1:35.260	66	11.116	1:33.832
41	6.323	1:48.201	7	8.449	1:34.513	41	9.885	1:35.905	66	12.597	1:34.369	3	14.204	1:36.144
3	7.125	1:49.003	2	9.222	1:37.032	3	11.821	1:35.765	3	13.373	1:35.737	2	14.774	1:36.402
7	7.645	1:49.523	3	9.610	1:36.194	2	11.997	1:36.329	2	13.685	1:35.873	7	17.786	1:42.278
66	7.904	1:49.782	66	9.824	1:35.629	66	12.413	1:36.143	10	18.143	1:36.340	10	19.851	1:37.021
10	9.091	1:50.969	10	13.374	1:37.992	10	15.988	1:36.168	9	18.681	1:36.236	9	20.307	1:36.939
5	9.194	1:51.072	9	13.812	1:37.629	9	16.630	1:36.372	6	20.455	1:36.270	6	22.322	1:37.180
9	9.892	1:51.770	5	15.137	1:39.652	6	18.370	1:36.559	32	20.752	1:36.149	32	22.501	1:37.062
32	10.615	1:52.493	6	15.365	1:38.414	32	18.788	1:36.955	18	23.226	1:36.593	18	24.987	1:37.074
6	10.660	1:52.538	32	15.387	1:38.481	5	20.388	1:38.805	5	24.208	1:38.005	5	27.572	1:38.677
12	12.272	1:54.150	18	17.038	1:37.762	18	20.818	1:37.334	12	28.096	1:39.109	12	32.689	1:39.906
18	12.985	1:54.863	12	18.296	1:39.733	12	23.172	1:38.430	36	28.310	1:38.419	22	33.125	1:38.649
27	13.761	1:55.639	27	19.095	1:39.043	46	23.735	1:37.912	22	29.789	1:37.495	36	33.397	1:40.400
46	14.415	1:56.293	46	19.377	1:38.671	36	24.076	1:37.887	27	30.322	1:39.706	27	33.941	1:38.932
36	14.930	1:56.808	36	19.743	1:38.522	27	24.801	1:39.260	44	31.959	1:40.462	44	35.093	1:38.447
44	15.674	1:57.552	44	20.966	1:39.001	44	25.682	1:38.270				20	4 LAPS	8:38.582 P
22	18.857	2:00.735	22	23.845	1:38.697	22	26.479	1:36.188						

Volkswagen Racing Cup Championship

RACE 5 - ROUND 3 - LAP CHART

Lap 6			Lap 7			Lap 8			Lap 9			Lap 10		
No	Behind	Laptime	No	Behind	Laptime	No	Behind	Laptime	No	Behind	Laptime	No	Behind	Laptime
53		1:35.928	53		1:35.296	53		1:34.318	53		1:34.205	53		1:34.089
1	0.398	1:35.273	1	0.414	1:35.312	1	0.419	1:34.323	1	0.663	1:34.449	1	0.671	1:34.097
69	1.117	1:35.406	69	0.911	1:35.090	69	1.737	1:35.144	69	2.414	1:34.882	69	3.468	1:35.143
14	3.649	1:35.399	14	3.612	1:35.259	14	5.022	1:35.728	14	6.847	1:36.030	66	5.699	1:32.843
21	4.869	1:35.892	21	4.845	1:35.272	21	6.054	1:35.527	66	6.945	1:35.040	14	8.023	1:35.265
8	5.297	1:34.854	66	5.744	1:32.960	66	6.110	1:34.684	21	7.769	1:35.920	21	9.080	1:35.400
66	8.080	1:32.892	2	13.105	1:34.052	2	13.632	1:34.845	2	14.316	1:34.889	2	15.896	1:35.669
3	14.187	1:35.911	3	14.189	1:35.298	3	15.521	1:35.650	3	17.301	1:35.985	3	19.230	1:36.018
2	14.349	1:35.503	8	15.539	1:45.538	7	17.852	1:35.488	7	18.795	1:35.148	7	20.039	1:35.333
7	17.079	1:35.221	7	16.682	1:34.899	10	25.108	1:36.761	10	27.778	1:36.875	10	30.620	1:36.931
10	21.220	1:37.297	10	22.665	1:36.741	32	26.550	1:37.026	9	29.920	1:37.523	6	32.596	1:36.327
9	22.171	1:37.792	9	23.767	1:36.892	9	26.602	1:37.153	32	30.046	1:37.701	32	32.958	1:37.001
32	23.069	1:36.496	32	23.842	1:36.069	6	27.680	1:36.656	6	30.358	1:36.883	8	40.314	1:38.022
6	23.872	1:37.478	6	25.342	1:36.766	18	31.920	1:37.864	18	36.257	1:38.542	18	40.374	1:38.206
18	26.254	1:37.195	18	28.374	1:37.416	8	32.089	1:50.868	8	36.381	1:38.497	5	42.998	1:37.724
5	29.568	1:37.924	5	31.925	1:37.653	5	35.357	1:37.750	5	39.363	1:38.211	36	44.722	1:35.717
22	33.916	1:36.719	22	37.880	1:39.260	36	41.459	1:37.445	36	43.094	1:35.840	20	5 LAPS	1:36.344
36	36.213	1:38.744	36	38.332	1:37.415	12	45.298	1:38.914	27	50.847	1:39.457	27	54.835	1:38.077
12	37.093	1:40.332	12	40.702	1:38.905	27	45.595	1:38.771	20	5 LAPS	1:38.473	12	56.717	1:39.373
27	37.243	1:39.230	27	41.142	1:39.195	20	5 LAPS	1:39.198	12	51.433	1:40.340	44	56.849	1:38.742
44	37.766	1:38.601	44	41.571	1:39.101	44	47.984	1:40.731	44	52.196	1:38.417	22	59.580	1:37.862
			20	5 LAPS	3:13.286	22	53.607	1:50.045	22	55.807	1:36.405			

Volkswagen Racing Cup Championship

RACE 5 - ROUND 3 - LAP CHART

Lap 11			Lap 12			Lap 13		
No	Behind	Laptime	No	Behind	Laptime	No	Behind	Laptime
53		1:34.230	53		1:34.771	53		1:34.380
1	0.388	1:33.947	1	0.438	1:34.821	1	0.496	1:34.438
69	3.924	1:34.686	69	3.966	1:34.813	69	5.506	1:35.920
66	5.171	1:33.702	14	10.498	1:35.823	14	11.968	1:35.850
14	9.446	1:35.653	21	11.336	1:35.829	21	13.973	1:37.017
21	10.278	1:35.428	2	18.126	1:36.111	2	21.001	1:37.255
2	16.786	1:35.120	7	22.828	1:36.057	7	24.234	1:35.786
3	21.462	1:36.462	3	23.443	1:36.752	3	25.258	1:36.195
7	21.542	1:35.733	10	36.858	1:37.806	10	39.792	1:37.314
10	33.823	1:37.433	32	37.115	1:36.226	32	40.445	1:37.710
6	35.251	1:36.885	6	39.181	1:38.701	8	41.327	1:34.499
32	35.660	1:36.932	8	41.208	1:34.772	6	42.333	1:37.532
8	41.207	1:35.123	18	46.288	1:37.097	18	49.275	1:37.367
18	43.962	1:37.818	36	46.596	1:35.482	36	49.438	1:37.222
36	45.885	1:35.393	5	48.425	1:37.146	20	5 LAPS	1:38.455
5	46.050	1:37.282	20	5 LAPS	1:37.061	27	1:03.708	1:38.002
20	5 LAPS	1:37.253	27	1:00.086	1:37.347	22	1:08.475	1:37.249
27	57.510	1:36.905	12	1:04.634	1:38.544	12	1:09.192	1:38.938
12	1:00.861	1:38.374	44	1:04.989	1:38.741	44	1:09.818	1:39.209
44	1:01.019	1:38.400	22	1:05.606	1:37.975			
22	1:02.402	1:37.052						

Volkswagen Racing Cup Championship

RACE 5 - ROUND 3 - SECTOR ANALYSIS

1		Joe FULBROOK										WARRANTY DIRECT RACING									
1-	85.3	25.463	<i>89.6</i>	19.211	96.0	1:43.367	8-	49.867	87.0	25.199	88.1	19.257	95.1	1:34.323							
2-	49.318	88.7	25.214	89.2	19.062	<i>96.1</i>	1:33.594	9-	49.687	88.0	25.682	88.4	19.080	95.3	1:34.449						
3-	49.333	88.9	25.102	88.9	<i>18.931</i>	95.9	1:33.366	10-	49.670	88.1	25.354	88.7	19.073	95.2	1:34.097						
4-	<i>49.233</i>	<i>89.0</i>	25.567	88.5	19.266	93.3	1:34.066	11-	49.535	86.9	25.285	88.8	19.127	95.5	1:33.947						
5-	50.647	84.0	25.639	88.5	19.013	94.8	1:35.299	12-	50.149	87.4	25.467	88.1	19.205	95.3	1:34.821						
6-	50.656	85.5	25.531	88.8	19.086	96.0	1:35.273	13-	49.812	87.0	25.547	88.0	19.079	94.6	1:34.438						
7-	50.230	86.0	25.752	87.3	19.330	95.5	1:35.312														
2		Darren BLUMSON										FAST & FURIOUS MOTORSPORT									
1-	80.7	26.390	83.2	19.272	94.6	1:47.777	8-	49.715	86.7	25.917	82.1	19.213	94.8	1:34.845							
2-	50.978	84.7	26.724	83.9	19.330	95.9	1:37.032	9-	49.711	<i>89.0</i>	25.853	84.8	19.325	94.9	1:34.889						
3-	51.097	84.1	<i>25.817</i>	<i>86.5</i>	19.415	95.5	1:36.329	10-	49.850	87.0	26.305	82.7	19.514	94.4	1:35.669						
4-	49.768	87.0	25.902	84.0	20.203	94.9	1:35.873	11-	49.979	86.6	25.951	84.1	19.190	95.7	1:35.120						
5-	51.248	82.4	25.980	85.6	19.174	96.1	1:36.402	12-	50.210	84.9	26.396	80.9	19.505	94.5	1:36.111						
6-	50.318	85.3	26.168	84.4	<i>19.017</i>	<i>96.3</i>	1:35.503	13-	50.997	84.8	26.449	81.5	19.809	86.7	1:37.255						
7-	<i>48.818</i>	86.7	25.984	81.4	19.250	95.6	1:34.052														
3		Paul TAYLOR										FAST & FURIOUS MOTORSPORT									
1-	79.5	<i>25.872</i>	85.6	<i>19.078</i>	93.7	1:49.003	8-	50.325	87.3	26.012	85.9	19.313	93.2	1:35.650							
2-	50.679	87.2	26.118	85.4	19.397	<i>94.0</i>	1:36.194	9-	50.300	87.4	26.191	<i>86.0</i>	19.494	92.7	1:35.985						
3-	50.356	87.2	26.141	85.1	19.268	93.7	1:35.765	10-	50.706	86.4	25.977	85.9	19.335	93.1	1:36.018						
4-	<i>49.750</i>	<i>87.8</i>	26.001	84.6	19.986	93.6	1:35.737	11-	50.297	87.2	26.292	85.3	19.873	92.1	1:36.462						
5-	50.806	83.6	26.041	85.7	19.297	92.9	1:36.144	12-	51.123	85.1	26.351	85.3	19.278	93.5	1:36.752						
6-	50.566	84.6	26.170	85.7	19.175	93.3	1:35.911	13-	50.237	86.5	26.390	82.8	19.568	92.3	1:36.195						
7-	50.178	86.7	25.984	85.8	19.136	93.5	1:35.298														
5		Doug ROSS										MILESTONES MOTORSPORT LTD									
1-	75.9	26.346	84.7	20.001	89.6	1:51.072	7-	51.204	84.6	26.463	84.6	19.986	92.2	1:37.653							
2-	52.862	82.7	26.827	84.4	19.963	90.8	1:39.652	8-	51.138	85.2	26.387	84.6	20.225	91.3	1:37.750						
3-	52.276	85.2	26.703	84.2	19.826	91.5	1:38.805	9-	51.551	86.1	26.468	<i>84.8</i>	20.192	90.3	1:38.211						
4-	51.771	84.5	26.390	84.6	19.844	91.7	1:38.005	10-	51.404	86.3	<i>26.261</i>	84.5	20.059	91.3	1:37.724						
5-	51.990	81.0	26.578	84.5	20.109	<i>92.4</i>	1:38.677	11-	50.889	<i>86.4</i>	26.264	84.4	20.129	91.1	1:37.282						
6-	51.473	83.8	26.686	84.1	<i>19.765</i>	91.8	1:37.924	12-	<i>50.821</i>	84.6	26.380	84.0	19.945	90.9	1:37.146						
6		Paul WYHINNY										RACINGLINE									
1-	77.6	27.206	<i>84.4</i>	20.225	90.7	1:52.538	8-	50.856	87.4	26.107	83.7	19.693	89.0	1:36.656							
2-	51.784	<i>87.5</i>	26.673	83.6	19.957	90.6	1:38.414	9-	50.974	87.4	26.241	83.2	19.668	88.8	1:36.883						
3-	51.151	86.8	26.001	84.1	<i>19.407</i>	<i>92.3</i>	1:36.559	10-	50.735	87.4	26.040	83.7	19.552	90.1	1:36.327						
4-	<i>50.624</i>	86.4	26.157	83.8	19.489	90.8	1:36.270	11-	50.991	87.4	26.227	84.1	19.667	90.8	1:36.885						
5-	51.136	84.9	26.335	82.7	19.709	90.4	1:37.180	12-	51.809	86.5	26.946	82.4	19.946	90.6	1:38.701						
6-	51.575	85.7	26.066	83.6	19.837	90.8	1:37.478	13-	51.327	86.4	26.340	82.1	19.865	90.7	1:37.532						
7-	50.919	86.7	<i>25.942</i>	84.2	19.905	89.5	1:36.766														
7		Timothy SNAYLAM										RACINGLINE									
1-	82.4	26.535	85.9	19.581	<i>95.7</i>	1:49.523	8-	50.098	88.1	26.093	86.5	19.297	94.2	1:35.488							
2-	49.768	87.6	<i>25.661</i>	86.5	<i>19.084</i>	94.8	1:34.513	9-	49.975	88.7	25.779	<i>86.8</i>	19.394	94.0	1:35.148						
3-	<i>49.690</i>	<i>89.0</i>	25.846	85.1	19.315	95.1	1:34.851	10-	50.162	88.7	25.874	86.0	19.297	94.4	1:35.333						
4-	50.244	88.9	25.769	85.3	19.247	94.0	1:35.260	11-	50.173	86.9	25.714	84.4	19.846	92.9	1:35.733						
5-	56.293	84.1	26.588	85.3	19.397	94.1	1:42.278	12-	50.379	86.3	26.208	85.2	19.470	93.9	1:36.057						
6-	50.275	87.6	25.723	86.5	19.223	94.4	1:35.221	13-	50.292	87.3	25.823	85.2	19.671	92.3	1:35.786						
7-	49.756	86.7	25.739	86.3	19.404	95.1	1:34.899														
8		Aaron MASON										AWM MOTORSPORT									
1-	86.5	25.904	89.7	19.538	96.0	1:45.361	8-	56.172	62.0	31.722	51.6	22.974	95.3	1:50.868							
2-	49.598	89.1	<i>25.310</i>	<i>90.3</i>	19.303	96.4	1:34.211	9-	52.331	86.8	26.071	89.7	20.095	95.9	1:38.497						
3-	49.670	<i>89.6</i>	25.445	90.1	<i>19.230</i>	96.1	1:34.345	10-	52.296	89.4	25.904	88.5	19.822	95.7	1:38.022						
4-	49.746	88.3	25.390	90.2	19.473	95.7	1:34.609	11-	49.998	89.0	25.605	89.7	19.520	95.7	1:35.123						
5-	51.374	86.1	25.672	89.6	19.438	95.9	1:36.484	12-	49.838	88.5	25.474	89.1	19.460	95.5	1:34.772						
6-	49.882	87.7	25.467	90.1	19.505	96.3	1:34.854	13-	<i>49.570</i>	89.1	25.629	89.6	19.300	95.7	1:34.499						
7-	50.104	88.2	32.524	39.0	22.910	<i>96.7</i>	1:45.538														

Rockingham International
Circuit Length = 1.9400 miles
Start: 11:08 End: 11:31

Weather / Track : Sunny / Dry

Volkswagen Racing Cup Championship

RACE 5 - ROUND 3 - SECTOR ANALYSIS

9	Peter WYHINNY										VOLKSWAGEN RACING									
1 -	78.5	26.392	85.6	19.871	91.8	1:51.770	6 -	50.969	82.7	26.786	82.5	20.037	89.7	1:37.792						
2 -	52.028	83.4	25.718	84.0	19.883	91.3	1:37.629	7 -	50.844	85.5	26.049	83.6	19.999	89.5	1:36.892					
3 -	50.906	84.9	25.868	84.4	19.598	91.5	1:36.372	8 -	50.616	86.3	26.460	83.6	20.077	89.2	1:37.153					
4 -	50.412	83.3	26.076	83.5	19.748	91.3	1:36.236	9 -	51.040	84.5	26.306	83.1	20.177	88.6	1:37.523					
5 -	51.283	85.1	25.892	83.9	19.764	90.6	1:36.939													
10	Martyn CULLEY										GOBLIN RACING									
1 -	76.6	26.451	89.2	19.645	94.2	1:50.969	8 -	50.693	86.1	26.436	84.9	19.632	92.6	1:36.761						
2 -	52.327	85.4	26.020	88.2	19.645	94.5	1:37.992	9 -	51.279	86.8	26.101	86.6	19.495	93.6	1:36.875					
3 -	50.854	85.4	25.807	87.4	19.507	93.9	1:36.168	10 -	51.384	85.5	26.003	87.2	19.544	93.5	1:36.931					
4 -	50.729	85.8	25.978	86.9	19.633	93.5	1:36.340	11 -	51.695	86.1	26.102	86.7	19.636	94.6	1:37.433					
5 -	51.363	84.3	25.986	87.5	19.672	94.0	1:37.021	12 -	51.880	84.8	26.333	86.4	19.593	94.4	1:37.806					
6 -	51.192	84.1	26.516	86.8	19.589	93.9	1:37.297	13 -	51.469	84.2	26.274	86.8	19.571	93.6	1:37.314					
7 -	50.780	86.1	26.246	86.9	19.715	94.2	1:36.741													
12	Tony HABERMAN																			
1 -	80.3	27.039	86.6	20.398	91.8	1:54.150	8 -	52.297	84.3	26.562	86.8	20.055	89.5	1:38.914						
2 -	53.073	85.3	26.564	87.2	20.096	92.2	1:39.733	9 -	51.947	85.3	27.623	83.3	20.770	89.7	1:40.340					
3 -	51.847	86.0	26.589	87.6	19.994	91.4	1:38.430	10 -	52.278	86.5	26.739	85.3	20.356	90.1	1:39.373					
4 -	51.950	85.7	26.966	87.2	20.193	90.7	1:39.109	11 -	51.697	85.7	26.560	85.6	20.117	90.3	1:38.374					
5 -	52.829	84.5	26.717	86.3	20.360	90.4	1:39.906	12 -	51.883	85.4	26.661	86.1	20.000	89.7	1:38.544					
6 -	52.486	85.1	27.046	85.6	20.800	90.8	1:40.332	13 -	51.789	84.4	26.573	85.5	20.576	90.4	1:38.938					
7 -	52.513	85.2	26.562	86.4	19.830	92.1	1:38.905													
14	Peter FELIX																			
1 -	85.7	25.655	86.1	19.370	99.6	1:44.523	8 -	50.462	86.3	25.834	83.6	19.432	94.2	1:35.728						
2 -	49.450	89.2	25.652	85.9	19.252	98.3	1:34.354	9 -	50.411	87.3	25.862	83.6	19.757	94.0	1:36.030					
3 -	49.933	89.7	25.377	86.6	19.083	98.8	1:34.393	10 -	50.258	88.0	25.696	83.5	19.311	94.6	1:35.265					
4 -	49.618	88.9	25.536	85.6	19.434	96.4	1:34.588	11 -	50.472	88.3	25.829	83.5	19.352	95.9	1:35.653					
5 -	50.104	84.4	25.535	85.9	19.320	96.1	1:34.959	12 -	50.526	87.2	25.944	82.7	19.353	95.9	1:35.823					
6 -	50.348	86.0	25.696	83.4	19.355	96.3	1:35.399	13 -	50.342	87.5	25.712	82.5	19.796	79.1	1:35.850					
7 -	50.199	87.4	25.696	82.7	19.364	96.1	1:35.259													
18	Roger GREEN										VOLKSWAGEN RACING									
1 -	72.9	27.480	82.2	20.517	93.5	1:54.863	8 -	50.904	87.3	26.324	84.0	20.636	89.8	1:37.864						
2 -	51.439	87.2	26.465	82.0	19.858	93.7	1:37.762	9 -	51.931	85.9	26.535	84.7	20.076	90.4	1:38.542					
3 -	50.956	86.5	26.579	79.2	19.799	94.2	1:37.334	10 -	51.771	87.3	26.389	84.5	20.046	89.7	1:38.206					
4 -	50.446	84.7	26.327	84.8	19.820	92.7	1:36.593	11 -	51.661	86.8	26.110	84.1	20.047	92.9	1:37.818					
5 -	50.810	83.9	26.348	83.6	19.916	92.3	1:37.074	12 -	50.942	84.4	26.164	83.9	19.991	89.8	1:37.097					
6 -	50.897	85.4	26.230	83.7	20.068	90.3	1:37.195	13 -	51.425	86.3	26.088	84.6	19.854	92.7	1:37.367					
7 -	51.139	86.1	26.310	84.7	19.967	91.4	1:37.416													
20	Michael KURTON										SLIDESPORTS									
1 -	31.5	In	In	8:38.582 P	5 -	51.027	86.7	25.849	85.5	19.468	92.9	1:36.344								
2 -	Out	85.3	26.040	85.4	19.629	94.5	3:13.286	6 -	52.096	86.3	25.651	85.6	19.506	93.3	1:37.253					
3 -	53.495	85.8	25.793	86.7	19.910	93.5	1:39.198	7 -	51.597	82.8	25.872	85.8	19.592	93.1	1:37.061					
4 -	51.556	86.6	26.435	79.3	20.482	91.7	1:38.473	8 -	52.578	80.5	26.366	85.4	19.511	92.3	1:38.455					
21	Richard WALKER										FORCE TEN MOTORSPORT									
1 -	86.0	25.460	89.2	19.663	95.5	1:44.090	8 -	50.191	87.7	25.700	88.3	19.636	94.1	1:35.527						
2 -	49.447	87.6	25.503	86.8	19.388	94.5	1:34.338	9 -	50.584	87.3	25.612	87.4	19.724	94.1	1:35.920					
3 -	49.625	87.7	25.170	88.0	19.294	95.6	1:34.089	10 -	50.292	87.5	25.487	88.7	19.621	94.8	1:35.400					
4 -	50.814	86.6	25.334	88.8	19.530	96.1	1:35.678	11 -	50.264	87.7	25.665	87.6	19.499	94.6	1:35.428					
5 -	50.305	84.9	25.472	88.3	19.572	95.6	1:35.349	12 -	50.539	86.6	25.694	87.6	19.596	95.7	1:35.829					
6 -	50.759	86.3	25.609	88.2	19.524	95.3	1:35.892	13 -	51.118	86.7	25.941	87.6	19.958	86.7	1:37.017					
7 -	50.124	86.8	25.649	87.6	19.499	96.1	1:35.272													
22	Daniel WALKER										SLIDESPORTS									
1 -	80.7	26.951	76.7	20.606	74.5	2:00.735	8 -	1:01.059	79.9	27.209	74.7	21.777	92.8	1:50.045						
2 -	52.892	76.8	26.269	87.2	19.536	90.0	1:38.697	9 -	50.599	86.7	26.043	87.6	19.763	84.0	1:36.405					
3 -	50.282	80.9	26.048	88.0	19.858	91.9	1:36.188	10 -	52.084	85.8	26.014	87.8	19.764	84.4	1:37.862					
4 -	51.592	85.4	26.208	84.3	19.695	90.9	1:37.495	11 -	51.343	86.5	25.914	84.4	19.795	83.1	1:37.052					

Rockingham International
Circuit Length = 1.9400 miles
Start: 11:08 End: 11:31

Weather / Track : Sunny / Dry

Volkswagen Racing Cup Championship

RACE 5 - ROUND 3 - SECTOR ANALYSIS

5 -	51.831	83.1	26.652	<i>88.3</i>	20.166	92.4	1:38.649	12 -	51.637	85.4	26.253	87.7	20.085	85.9	1:37.975	
6 -	50.606	83.5	26.170	71.4	19.943	91.9	1:36.719	13 -	51.106	84.7	26.258	88.2	19.885	82.8	1:37.249	
7 -	50.841	65.3	28.655	83.7	19.764	80.3	1:39.260									
27	Andrew SMITH							SMITHSPORT								
1 -						91.4	1:55.639	8 -	52.270	84.5	26.744	82.2	19.757	91.1	1:38.771	
2 -	52.022	84.8	27.060	<i>84.5</i>	19.961	91.2	1:39.043	9 -	51.903	84.4	27.139	81.7	20.415	90.4	1:39.457	
3 -	52.512	85.6	26.341	84.2	20.407	<i>92.6</i>	1:39.260	10 -	52.050	85.1	26.230	83.1	19.797	91.3	1:38.077	
4 -	52.934	84.5	26.886	83.4	19.886	91.9	1:39.706	11 -	<i>51.170</i>	<i>86.7</i>	<i>25.865</i>	83.3	19.870	91.5	1:36.905	
5 -	51.645	84.4	27.026	83.4	20.261	91.5	1:38.932	12 -	51.541	83.0	26.120	82.2	<i>19.686</i>	91.9	1:37.347	
6 -	52.117	84.2	26.773	82.5	20.340	89.2	1:39.230	13 -	51.554	82.5	26.696	82.3	19.752	92.4	1:38.002	
7 -	52.819	84.9	26.450	82.6	19.926	92.2	1:39.195									
32	Kieran GRIFFIN							ADDISON LEE MOTORSPORT								
1 -							1:52.493	8 -	51.490	87.5	25.835	84.3	19.701	90.9	1:37.026	
2 -	52.329	84.8	26.256	85.2	19.896	93.2	1:38.481	9 -	51.531	<i>87.8</i>	26.037	83.9	20.133	91.4	1:37.701	
3 -	51.610	85.7	26.243	85.9	<i>19.102</i>	94.6	1:36.955	10 -	51.716	87.3	25.835	86.6	19.450	93.5	1:37.001	
4 -	51.209	86.5	<i>25.666</i>	86.8	19.274	<i>95.1</i>	1:36.149	11 -	51.273	86.9	25.783	<i>86.9</i>	19.876	94.1	1:36.932	
5 -	51.300	84.3	25.966	86.0	19.796	94.6	1:37.062	12 -	<i>50.357</i>	85.9	26.205	82.1	19.664	93.2	1:36.226	
6 -	50.820	85.2	26.172	85.1	19.504	94.4	1:36.496	13 -	51.429	84.9	26.826	84.9	19.455	93.1	1:37.710	
7 -	50.576	87.2	25.847	<i>86.9</i>	19.646	93.5	1:36.069									
36	Anna WALEWSKA							ANNA RACING								
1 -							1:56.808	8 -	51.439	88.3	26.389	80.3	19.617	93.3	1:37.445	
2 -	52.163	86.1	26.501	86.9	19.858	93.2	1:38.522	9 -	50.531	89.2	25.842	87.5	19.467	93.6	1:35.840	
3 -	52.164	86.3	26.161	88.4	19.562	87.6	1:37.887	10 -	50.781	88.2	25.607	<i>88.5</i>	<i>19.329</i>	93.9	1:35.717	
4 -	52.554	88.5	25.822	88.1	20.043	89.4	1:38.419	11 -	50.275	88.1	<i>25.496</i>	88.3	19.622	93.6	1:35.393	
5 -	52.964	85.5	26.876	85.2	20.560	92.1	1:40.400	12 -	<i>50.212</i>	<i>89.8</i>	25.739	87.2	19.531	93.9	1:35.482	
6 -	52.024	85.5	26.747	86.3	19.973	94.4	1:38.744	13 -	51.460	88.3	26.147	87.0	19.615	<i>94.8</i>	1:37.222	
7 -	50.456	89.5	27.151	77.8	19.808	90.1	1:37.415									
41	Didge DZIURZYNSKI							WEST END PRECISION								
1 -							1:48.201	3 -	<i>49.608</i>	<i>87.4</i>	25.534	<i>88.9</i>	20.763	63.8	1:35.905	
2 -	50.242	86.7	<i>25.519</i>	<i>88.9</i>	<i>19.159</i>	94.8	1:34.920									
44	Robin RILEY							KPM RACING								
1 -							1:57.552	8 -	53.344	84.1	26.394	82.3	20.993	91.9	1:40.731	
2 -	52.775	82.7	26.380	<i>84.0</i>	19.846	<i>93.2</i>	1:39.001	9 -	<i>51.589</i>	83.6	26.345	83.0	20.483	91.5	1:38.417	
3 -	51.741	<i>85.1</i>	26.553	83.6	19.976	92.8	1:38.270	10 -	52.296	84.1	26.377	82.6	20.069	91.1	1:38.742	
4 -	54.140	83.4	26.532	82.8	19.790	91.7	1:40.462	11 -	52.369	84.2	26.407	82.5	<i>19.624</i>	92.2	1:38.400	
5 -	52.130	78.9	26.504	82.7	19.813	<i>93.2</i>	1:38.447	12 -	52.387	84.1	26.557	82.4	19.797	92.7	1:38.741	
6 -	51.624	83.9	26.890	83.1	20.087	92.9	1:38.601	13 -	52.769	84.4	26.553	81.8	19.887	92.3	1:39.209	
7 -	53.154	84.1	<i>26.303</i>	82.7	19.644	92.9	1:39.101									
46	Nick DUNN							TEQUILA RACING								
1 -							1:56.293	3 -	<i>51.749</i>	<i>85.1</i>	<i>26.397</i>	85.1	<i>19.766</i>	92.7	1:37.912	
2 -	52.336	84.3	26.523	<i>85.9</i>	19.812	<i>94.8</i>	1:38.671									
53	Steve CHAPLIN							COMPLETE UTILITIES								
1 -							1:42.847	8 -	49.831	86.3	25.308	88.1	19.179	97.3	1:34.318	
2 -	49.447	86.5	25.231	88.9	19.043	97.3	1:33.721	9 -	49.757	86.1	25.587	88.8	18.861	97.3	1:34.205	
3 -	49.463	<i>86.7</i>	<i>24.962</i>	<i>90.0</i>	<i>18.845</i>	<i>97.7</i>	1:33.270	10 -	49.595	85.9	25.336	88.9	19.158	96.1	1:34.089	
4 -	<i>49.239</i>	86.0	25.290	88.7	18.959	97.5	1:33.488	11 -	49.635	86.3	25.389	88.8	19.206	97.4	1:34.230	
5 -	50.576	81.6	25.674	88.4	19.063	96.8	1:35.313	12 -	50.178	86.0	25.512	88.7	19.081	97.4	1:34.771	
6 -	50.872	81.6	25.783	87.8	19.273	97.3	1:35.928	13 -	50.067	84.9	25.362	88.2	18.951	97.3	1:34.380	
7 -	50.302	83.7	25.791	88.1	19.203	96.8	1:35.296									
66	Liam GRIFFIN							ADDISON LEE MOTORSPORT								
1 -							1:49.782	7 -	<i>48.930</i>	88.7	25.235	85.4	18.795	94.6	1:32.960	
2 -	50.230	86.5	25.715	85.9	19.684	95.2	1:35.629	8 -	49.640	88.8	25.680	86.8	19.364	95.1	1:34.684	
3 -	50.841	88.1	25.630	84.3	19.672	94.9	1:36.143	9 -	49.520	88.7	25.597	87.7	19.923	<i>95.5</i>	1:35.040	
4 -	49.683	89.8	25.388	<i>88.0</i>	19.298	94.5	1:34.369	10 -	48.952	<i>90.1</i>	25.087	87.7	18.804	93.6	1:32.843	
5 -	50.073	86.5	<i>24.970</i>	86.7	18.789	93.2	1:33.832	11 -	49.125	88.2	25.455	87.8	19.122	89.0	1:33.702	
6 -	49.194	88.2	25.062	87.8	<i>18.636</i>	93.6	1:32.892									

Rockingham International
Circuit Length = 1.9400 miles
Start: 11:08 End: 11:31

Weather / Track : Sunny / Dry

Volkswagen Racing Cup Championship
RACE 5 - ROUND 3 - SECTOR ANALYSIS

69		James WALKER						SLIDESPORTS							
1 -		85.4	25.100	87.5	19.189	95.2	1:41.878	8 -	50.157	87.0	25.713	86.6	19.274	93.2	1:35.144
2 -	49.377	87.0	25.119	86.7	19.213	94.2	1:33.709	9 -	50.035	86.0	25.583	86.7	19.264	93.7	1:34.882
3 -	49.376	87.7	25.022	86.8	19.156	94.6	1:33.554	10 -	50.041	85.7	25.832	86.6	19.270	94.1	1:35.143
4 -	50.154	87.7	25.503	87.6	19.216	94.1	1:34.873	11 -	49.837	86.5	25.733	86.5	19.116	94.1	1:34.686
5 -	51.363	82.6	25.766	86.8	19.135	94.5	1:36.264	12 -	49.784	86.5	25.707	86.0	19.322	92.9	1:34.813
6 -	50.280	85.2	25.907	86.8	19.219	95.1	1:35.406	13 -	50.683	84.3	25.622	85.3	19.615	92.8	1:35.920
7 -	49.840	86.0	25.826	87.0	19.424	94.5	1:35.090								

Volkswagen Racing Cup Championship

RACE 5 - ROUND 3 - BEST SECTOR TIMES

SECTOR 1			SECTOR 2			SECTOR 3			IDEAL / BEST COMPARISON						
POS	NO	NAME	TIME	NO	NAME	TIME	NO	NAME	TIME	POS	NO	NAME	IDEAL	BEST	DIFF
1	2	BLUMSON	48.818	53	CHAPLIN	24.962	66	GRIFFIN	18.636	1	66	GRIFFIN	1:32.536	1:32.843	0.307
2	66	GRIFFIN	48.930	66	GRIFFIN	24.970	53	CHAPLIN	18.845	2	53	CHAPLIN	1:33.046	1:33.270	0.224
3	1	FULBROOK	49.233	69	WALKER	25.022	1	FULBROOK	18.931	3	1	FULBROOK	1:33.266	1:33.366	0.100
4	53	CHAPLIN	49.239	1	FULBROOK	25.102	2	BLUMSON	19.017	4	69	WALKER	1:33.514	1:33.554	0.040
5	69	WALKER	49.376	21	WALKER	25.170	3	TAYLOR	19.078	5	2	BLUMSON	1:33.652	1:34.052	0.400
6	21	WALKER	49.447	8	MASON	25.310	14	FELIX	19.083	6	14	FELIX	1:33.910	1:34.354	0.444
7	14	FELIX	49.450	14	FELIX	25.377	7	SNAYLAM	19.084	7	21	WALKER	1:33.911	1:34.089	0.178
8	8	MASON	49.570	36	WALEWSKA	25.496	32	GRIFFIN	19.102	8	8	MASON	1:34.110	1:34.211	0.101
9	41	DZIURZYNSKI	49.608	41	DZIURZYNSKI	25.519	69	WALKER	19.116	9	41	DZIURZYNSKI	1:34.286	1:34.920	0.634
10	7	SNAYLAM	49.690	20	KURTON	25.651	41	DZIURZYNSKI	19.159	10	7	SNAYLAM	1:34.435	1:34.513	0.078
11	3	TAYLOR	49.750	7	SNAYLAM	25.661	8	MASON	19.230	11	3	TAYLOR	1:34.700	1:35.298	0.598
12	36	WALEWSKA	50.212	32	GRIFFIN	25.666	21	WALKER	19.294	12	36	WALEWSKA	1:35.037	1:35.393	0.356
13	22	WALKER	50.282	9	WYHINNY	25.718	36	WALEWSKA	19.329	13	32	GRIFFIN	1:35.125	1:36.069	0.944
14	32	GRIFFIN	50.357	10	CULLEY	25.807	6	WYHINNY	19.407	14	9	WYHINNY	1:35.728	1:36.236	0.508
15	9	WYHINNY	50.412	2	BLUMSON	25.817	20	KURTON	19.468	15	22	WALKER	1:35.732	1:36.188	0.456
16	18	GREEN	50.446	27	SMITH	25.865	10	CULLEY	19.495	16	6	WYHINNY	1:35.973	1:36.270	0.297
17	6	WYHINNY	50.624	3	TAYLOR	25.872	22	WALKER	19.536	17	10	CULLEY	1:35.995	1:36.168	0.173
18	10	CULLEY	50.693	22	WALKER	25.914	9	WYHINNY	19.598	18	20	KURTON	1:36.146	1:36.344	0.198
19	5	ROSS	50.821	6	WYHINNY	25.942	44	RILEY	19.624	19	18	GREEN	1:36.333	1:36.593	0.260
20	20	KURTON	51.027	18	GREEN	26.088	27	SMITH	19.686	20	27	SMITH	1:36.721	1:36.905	0.184
21	27	SMITH	51.170	5	ROSS	26.261	5	ROSS	19.765	21	5	ROSS	1:36.847	1:37.146	0.299
22	44	RILEY	51.589	44	RILEY	26.303	46	DUNN	19.766	22	44	RILEY	1:37.516	1:38.270	0.754
23	12	HABERMAN	51.697	46	DUNN	26.397	18	GREEN	19.799	23	46	DUNN	1:37.912	1:37.912	0.000
24	46	DUNN	51.749	12	HABERMAN	26.560	12	HABERMAN	19.830	24	12	HABERMAN	1:38.087	1:38.374	0.287
											Perfect Lap		1:32.416		

Volkswagen Racing Cup Championship
RACE 5 - ROUND 3 - SPEED TRAPS

SECTOR 1				SECTOR 2			FINISH LINE			
POS	NO	NAME	MPH	NO	NAME	MPH	NO	NAME	MPH	
1	66	Liam GRIFFIN	90.1	8	Aaron MASON	90.3	14	Peter FELIX	99.6	
2	36	Anna WALEWSKA	89.8	53	Steve CHAPLIN	90.0	53	Steve CHAPLIN	97.7	
3	14	Peter FELIX	89.7	1	Joe FULBROOK	89.6	8	Aaron MASON	96.7	
4	8	Aaron MASON	89.6	10	Martyn CULLEY	89.2	2	Darren BLUMSON	96.3	
5	1	Joe FULBROOK	89.0	21	Richard WALKER	89.2	41	Didge DZIURZYNSKI	96.3	
6	2	Darren BLUMSON	89.0	41	Didge DZIURZYNSKI	88.9	1	Joe FULBROOK	96.1	
7	7	Timothy SNAYLAM	89.0	36	Anna WALEWSKA	88.5	21	Richard WALKER	96.1	
8	3	Paul TAYLOR	87.8	22	Daniel WALKER	88.3	7	Timothy SNAYLAM	95.7	
9	32	Kieran GRIFFIN	87.8	66	Liam GRIFFIN	88.0	66	Liam GRIFFIN	95.5	
10	21	Richard WALKER	87.7	12	Tony HABERMAN	87.6	69	James WALKER	95.2	
11	69	James WALKER	87.7	69	James WALKER	87.6	32	Kieran GRIFFIN	95.1	
12	6	Paul WYHINNY	87.5	32	Kieran GRIFFIN	86.9	36	Anna WALEWSKA	94.8	
13	41	Didge DZIURZYNSKI	87.4	7	Timothy SNAYLAM	86.8	46	Nick DUNN	94.8	
14	18	Roger GREEN	87.3	20	Michael KURTON	86.7	10	Martyn CULLEY	94.6	
15	10	Martyn CULLEY	86.8	14	Peter FELIX	86.6	20	Michael KURTON	94.5	
16	20	Michael KURTON	86.7	2	Darren BLUMSON	86.5	18	Roger GREEN	94.2	
17	22	Daniel WALKER	86.7	3	Paul TAYLOR	86.0	3	Paul TAYLOR	94.0	
18	27	Andrew SMITH	86.7	46	Nick DUNN	85.9	44	Robin RILEY	93.2	
19	53	Steve CHAPLIN	86.7	9	Peter WYHINNY	85.6	22	Daniel WALKER	92.8	
20	12	Tony HABERMAN	86.5	5	Doug ROSS	84.8	27	Andrew SMITH	92.6	
21	5	Doug ROSS	86.4	18	Roger GREEN	84.8	5	Doug ROSS	92.4	
22	9	Peter WYHINNY	86.3	27	Andrew SMITH	84.5	6	Paul WYHINNY	92.3	
23	44	Robin RILEY	85.1	6	Paul WYHINNY	84.4	12	Tony HABERMAN	92.2	
24	46	Nick DUNN	85.1	44	Robin RILEY	84.0	9	Peter WYHINNY	91.8	


Volkswagen Racing Cup Championship

RACE 5 - ROUND 3 - POSITION CHART

No	Name	Laps Pos	Laps													
			1	2	3	4	5	6	7	8	9	10	11	12	13	
69	James WALKER	1	69	69	69	53	53	53	53	53	53	53	53	53	53	53
53	Steve CHAPLIN	2	53	53	53	69	1	1	1	1	1	1	1	1	1	1
1	Joe FULBROOK	3	1	1	1	1	69	69	69	69	69	69	69	69	69	69
21	Richard WALKER	4	21	21	21	14	14	14	14	14	14	66	66	14	14	14
14	Peter FELIX	5	14	14	14	21	21	21	21	21	66	14	14	21	21	21
8	Aaron MASON	6	8	8	8	8	8	8	66	66	21	21	21	2	2	2
2	Darren BLUMSON	7	2	41	7	7	66	66	2	2	2	2	2	7	7	7
41	Didge DZIURZYNSKI	8	41	7	41	66	3	3	3	3	3	3	3	3	3	3
3	Paul TAYLOR	9	3	2	3	3	2	2	8	7	7	7	7	10	10	10
7	Timothy SNAYLAM	10	7	3	2	2	7	7	7	10	10	10	10	32	32	32
66	Liam GRIFFIN	11	66	66	66	10	10	10	10	32	9	6	6	6	6	8
10	Martyn CULLEY	12	10	10	10	9	9	9	9	9	32	32	32	8	6	6
5	Doug ROSS	13	5	9	9	6	6	32	32	6	6	8	8	18	18	18
9	Peter WYHINNY	14	9	5	6	32	32	6	6	18	18	18	18	36	36	36
32	Kieran GRIFFIN	15	32	6	32	18	18	18	18	8	8	5	36	5	27	27
6	Paul WYHINNY	16	6	32	5	5	5	5	5	5	5	36	5	27	27	27
12	Tony HABERMAN	17	12	18	18	12	12	22	22	36	36	27	27	12	12	12
18	Roger GREEN	18	18	12	12	36	22	36	36	12	27	12	12	44	44	44
27	Andrew SMITH	19	27	27	46	22	36	12	12	27	12	44	44	22	22	22
46	Nick DUNN	20	46	46	36	27	27	27	27	44	44	22	22	22	22	22
36	Anna WALEWSKA	21	36	36	27	44	44	44	44	22	22	22	22	22	22	22
44	Robin RILEY	22	44	44	44	20	20	20	20	20	20	20	20	20	20	20
22	Daniel WALKER	23	22	22	22	22	22	22	22	22	22	22	22	22	22	22
20	Michael KURTON	24	20	20	20	20	20	20	20	20	20	20	20	20	20	20

Volkswagen Racing Cup Championship

RACE 10 - ROUND 4 - GRID

ROW 12	46 Nick DUNN	41 Didge DZIURZYNSKI
ROW 11	20 Michael KURTON	9 Peter WYHINNY
ROW 10	66 Liam GRIFFIN	5 Doug ROSS
ROW 9	44 Robin RILEY	12 Tony HABERMAN
ROW 8	22 Daniel WALKER	27 Andrew SMITH
ROW 7	36 Anna WALEWSKA	18 Roger GREEN
ROW 6	6 Paul WYHINNY	8 Aaron MASON
ROW 5	32 Kieran GRIFFIN	10 Martyn CULLEY
ROW 4	3 Paul TAYLOR	7 Timothy SNAYLAM
ROW 3	53 Steve CHAPLIN	1 Joe FULBROOK
ROW 2	69 James WALKER	14 Peter FELIX
ROW 1	21 Richard WALKER	2 Darren BLUMSON
Pole		
		

Rockingham International
Circuit Length = 1.9400 miles

These results are provisional until the conclusion of any judicial and technical matters.

Clerk of Course :

Timekeeper :

Volkswagen Racing Cup Championship

RACE 10 - ROUND 4 - CLASSIFICATION

POS	NO	CL	DRIVER / TEAM	CAR	LAPS	TIME	GAP	DIFF	MPH	BEST	ON
1	53		Steve CHAPLIN COMPLETE UTILITIES	Beetle 3.2 Rsi	13	20:34.979			73.51	1:33.804	8
2	1		Joe FULBROOK WARRANTY DIRECT RACING	Bora 1.8T	13	20:41.924	6.945	6.945	73.10	1:33.712	6
3	2		Darren BLUMSON FAST & FURIOUS MOTORSPORT	Beetle 3.2 Rsi	13	20:42.853	7.874	0.929	73.05	1:33.914	4
4	14		Peter FELIX	Golf MkV 2.0 Gti	13	20:43.525	8.546	0.672	73.01	1:34.452	8
5	69		James WALKER SLIDESPORTS	Golf MkV 2.0 Gti	13	20:46.253	11.274	2.728	72.85	1:34.792	11
6	8		Aaron MASON AWM MOTORSPORT	Golf MkV 2.0 Gti	13	20:46.564	11.585	0.311	72.83	1:33.874	10
7	32		Kieran GRIFFIN ADDISON LEE MOTORSPORT	Golf MkV 2.0 Gti	13	20:48.077	13.098	1.513	72.74	1:34.753	8
8	7		Timothy SNAYLAM RACINGLINE	Golf MkV 2.0 Gti	13	21:08.207	33.228	20.130	71.59	1:35.015	8
9	21		Richard WALKER FORCE TEN MOTORSPORT	Golf MkV 2.0 Gti	13	21:08.629	33.650	0.422	71.56	1:34.760	11
10	41		Didge DZIURZYNSKI WEST END PRECISION	Golf Mk 4	13	21:15.026	40.047	6.397	71.20	1:34.796	11
11	36		Anna WALEWSKA ANNA RACING	Golf MkV 2.0 Gti	13	21:15.786	40.807	0.760	71.16	1:35.175	11
12	10		Martyn CULLEY GOBLIN RACING	Beetle 3.2 Rsi	13	21:16.742	41.763	0.956	71.11	1:36.483	7
13	18		Roger GREEN VOLKSWAGEN RACING	Polo 1.8 GTi	13	21:27.655	52.676	10.913	70.50	1:36.906	5
14	27		Andrew SMITH SMITHSPORT	Beetle Tdi	13	21:31.067	56.088	3.412	70.32	1:37.168	9
15	12		Tony HABERMAN	Golf Mk3 VR6	13	21:38.953	1:03.974	7.886	69.89	1:38.125	4
16	44		Robin RILEY KPM RACING	Golf Mk4 TDI	13	21:39.845	1:04.866	0.892	69.84	1:37.935	6
NOT CLASSIFIED											
DNF	20		Michael KURTON SLIDESPORTS	Scirocco 2.0 TSI GT	12	19:47.364	1 lap	1 lap	70.58	1:34.829	10
DNF	22		Daniel WALKER SLIDESPORTS	Golf MkV 2.0 Gti	8	13:17.796	5 laps	4 laps	70.03	1:36.498	5
DNF	9		Peter WYHINNY VOLKSWAGEN RACING	Caddy Sportline	8	20:12.578	5 laps	6:54.782	46.07	1:37.120	4
DNF	3		Paul TAYLOR FAST & FURIOUS MOTORSPORT	Golf MkV R32	3	4:59.811	10 laps	5 laps	69.88	1:35.660	3
FASTEST LAP											
	1		Joe FULBROOK WARRANTY DIRECT RACING	Bora 1.8T	6	1:33.712			74.52 mph	119.93 kph	

Weather / Track : Sunny / Dry

These results are provisional until the conclusion of any judicial and technical matters.

Rockingham International
Circuit Length = 1.9400 miles
Start: 15:03 End: 15:25

Clerk of Course :	Timekeeper :
-------------------	--------------

Volkswagen Racing Cup Championship
RACE 10 - ROUND 4 - LAP CHART

Lap 1			Lap 2			Lap 3			Lap 4			Lap 5		
No	Behind	Laptime	No	Behind	Laptime	No	Behind	Laptime	No	Behind	Laptime	No	Behind	Laptime
2		1:42.212	2		1:35.913	53		1:34.652	53		1:34.229	53		1:34.921
53	0.095	1:42.307	53	0.077	1:35.895	2	1.177	1:35.906	2	0.862	1:33.914	2	0.892	1:34.951
69	0.780	1:42.992	69	0.747	1:35.880	69	1.458	1:35.440	69	2.148	1:34.919	1	1.788	1:34.198
14	1.229	1:43.441	14	1.382	1:36.066	1	1.815	1:34.913	1	2.511	1:34.925	69	2.540	1:35.313
1	1.741	1:43.953	1	1.631	1:35.803	14	2.417	1:35.764	14	2.956	1:34.768	14	3.025	1:34.990
18	4.036	1:46.248	32	3.875	1:35.393	32	4.146	1:35.000	32	4.756	1:34.839	32	4.772	1:34.937
10	4.350	1:46.562	7	5.696	1:36.273	7	6.387	1:35.420	7	7.782	1:35.624	7	8.355	1:35.494
32	4.395	1:46.607	3	6.026	1:36.997	3	6.957	1:35.660	8	8.610	1:34.889	8	8.701	1:35.012
3	4.942	1:47.154	10	7.211	1:38.774	8	7.950	1:35.319	10	12.884	1:37.211	41	13.923	1:35.567
7	5.336	1:47.548	8	7.360	1:37.462	10	9.902	1:37.420	41	13.277	1:36.595	10	15.287	1:37.324
8	5.811	1:48.023	18	8.383	1:40.260	18	10.561	1:36.907	18	14.979	1:38.647	18	16.964	1:36.906
36	6.403	1:48.615	36	8.598	1:38.108	36	10.766	1:36.897	36	15.196	1:38.659	20	17.003	1:36.378
22	6.968	1:49.180	22	9.239	1:38.184	41	10.911	1:34.876	20	15.546	1:37.783	36	17.554	1:37.279
9	7.393	1:49.605	20	10.010	1:38.452	20	11.992	1:36.711	9	16.663	1:37.120	21	18.575	1:36.388
20	7.471	1:49.683	9	10.627	1:39.147	9	13.772	1:37.874	21	17.108	1:37.272	9	19.908	1:38.166
41	8.451	1:50.663	41	10.764	1:38.226	21	14.065	1:37.339	22	18.705	1:36.670	22	20.282	1:36.498
12	8.584	1:50.796	21	11.455	1:38.338	12	16.028	1:38.746	12	19.924	1:38.125	12	24.177	1:39.174
21	9.030	1:51.242	12	12.011	1:39.340	22	16.264	1:41.754	27	20.252	1:37.771	27	24.399	1:39.068
27	9.897	1:52.109	27	12.323	1:38.339	27	16.710	1:39.116	44	22.286	1:38.194	44	25.462	1:38.097
44	10.989	1:53.201	44	14.698	1:39.622	44	18.321	1:38.352						

Volkswagen Racing Cup Championship
RACE 10 - ROUND 4 - LAP CHART

Lap 6			Lap 7			Lap 8			Lap 9			Lap 10		
No	Behind	Laptime	No	Behind	Laptime	No	Behind	Laptime	No	Behind	Laptime	No	Behind	Laptime
53		1:34.160	53		1:34.160	53		1:33.804	53		1:33.855	53		1:34.003
2	0.896	1:34.164	2	1.861	1:35.125	1	3.198	1:34.904	1	3.493	1:34.150	1	4.248	1:34.758
1	1.340	1:33.712	1	2.098	1:34.918	2	3.581	1:35.524	2	4.465	1:34.739	2	5.709	1:35.247
69	3.220	1:34.840	14	4.681	1:35.256	14	5.329	1:34.452	14	6.115	1:34.641	14	6.796	1:34.684
14	3.585	1:34.720	69	5.628	1:36.568	69	7.073	1:35.249	69	8.302	1:35.084	69	9.260	1:34.961
32	5.701	1:35.089	32	6.799	1:35.258	32	7.748	1:34.753	32	8.830	1:34.937	32	10.229	1:35.402
8	9.867	1:35.326	8	10.332	1:34.625	8	10.874	1:34.346	8	11.407	1:34.388	8	11.278	1:33.874
7	10.485	1:36.290	7	11.898	1:35.573	7	13.109	1:35.015	7	15.126	1:35.872	7	18.081	1:36.958
41	14.750	1:34.987	41	15.874	1:35.284	41	17.010	1:34.940	41	18.225	1:35.070	41	19.111	1:34.889
10	18.072	1:36.945	10	20.395	1:36.483	10	23.410	1:36.819	10	26.712	1:37.157	10	30.363	1:37.654
18	22.082	1:39.278	21	26.028	1:37.493	21	27.064	1:34.840	21	28.482	1:35.273	21	30.465	1:35.986
21	22.695	1:38.280	18	27.090	1:39.168	20	28.823	1:35.398	20	29.885	1:34.917	20	30.711	1:34.829
20	22.860	1:40.017	20	27.229	1:38.529	36	31.499	1:36.860	36	34.034	1:36.390	36	36.662	1:36.631
36	22.868	1:39.474	22	27.941	1:38.609	18	32.690	1:39.404	18	36.275	1:37.440	18	39.862	1:37.590
22	23.492	1:37.370	36	28.443	1:39.735	22	33.668	1:39.531	27	42.300	1:37.168	27	45.670	1:37.373
9	24.186	1:38.438	12	32.746	1:38.502	27	38.987	1:39.827	12	44.328	1:38.511	12	49.153	1:38.828
12	28.404	1:38.387	27	32.964	1:38.197	12	39.672	1:40.730	44	45.503	1:39.322	44	49.810	1:38.310
27	28.927	1:38.688	44	33.761	1:38.684	44	40.036	1:40.079						
44	29.237	1:37.935	9	40.830	1:50.804 P									

Volkswagen Racing Cup Championship
RACE 10 - ROUND 4 - LAP CHART

Lap 11			Lap 12			Lap 13		
No	Behind	Laptime	No	Behind	Laptime	No	Behind	Laptime
53		1:34.349	53		1:34.117	53		1:34.527
1	4.669	1:34.770	1	6.100	1:35.548	1	6.945	1:35.372
2	6.500	1:35.140	2	7.365	1:34.982	2	7.874	1:35.036
14	7.273	1:34.826	14	8.208	1:35.052	14	8.546	1:34.865
69	9.703	1:34.792	69	10.397	1:34.811	69	11.274	1:35.404
32	10.825	1:34.945	8	11.494	1:34.283	8	11.585	1:34.618
8	11.328	1:34.399	32	12.232	1:35.524	32	13.098	1:35.393
7	19.296	1:35.564	7	28.770	1:43.591	7	33.228	1:38.985
41	19.558	1:34.796	21	32.233	1:35.474	21	33.650	1:35.944
21	30.876	1:34.760	10	37.859	1:38.492	41	40.047	1:36.629
20	31.213	1:34.851	41	37.945	1:52.504	36	40.807	1:36.313
10	33.484	1:37.470	36	39.021	1:35.650	10	41.763	1:38.431
36	37.488	1:35.175	20	46.912	1:49.816	18	52.676	1:39.827
18	42.742	1:37.229	18	47.376	1:38.751	27	56.088	1:37.641
27	49.064	1:37.743	27	52.974	1:38.027	12	1:03.974	1:39.458
12	53.445	1:38.641	12	59.043	1:39.715	44	1:04.866	1:38.762
44	54.375	1:38.914	44	1:00.631	1:40.373			
			9	4 LAPS	8:21.424 P			

Volkswagen Racing Cup Championship

RACE 10 - ROUND 4 - SECTOR ANALYSIS

1	Joe FULBROOK					WARRANTY DIRECT RACING									
1 -	86.5	25.779	88.1	19.580	94.4	1:43.953	8 -	49.533	89.6	25.470	87.6	19.901	94.8	1:34.904	
2 -	50.151	86.6	25.855	87.8	19.797	95.2	1:35.803	9 -	49.176	89.5	25.648	87.5	19.326	94.6	1:34.150
3 -	50.262	89.2	25.345	88.2	19.306	94.8	1:34.913	10 -	49.840	88.9	25.542	87.5	19.376	93.9	1:34.758
4 -	49.624	89.0	25.652	88.0	19.649	94.8	1:34.925	11 -	49.592	88.7	25.743	87.7	19.435	94.5	1:34.770
5 -	49.653	89.7	25.509	88.1	19.036	95.5	1:34.198	12 -	50.510	89.0	25.655	87.4	19.383	94.9	1:35.548
6 -	49.228	88.3	25.383	87.6	19.101	95.6	1:33.712	13 -	50.252	88.9	25.536	87.7	19.584	91.3	1:35.372
7 -	49.707	88.7	25.538	86.9	19.673	94.9	1:34.918								
2	Darren BLUMSON					FAST & FURIOUS MOTORSPORT									
1 -	86.5	25.998	83.3	19.702	87.2	1:42.212	8 -	50.010	88.0	25.757	87.2	19.757	95.7	1:35.524	
2 -	50.281	86.0	26.007	82.1	19.625	94.5	1:35.913	9 -	49.747	86.8	25.785	86.3	19.207	95.3	1:34.739
3 -	50.153	86.5	26.183	86.9	19.570	95.1	1:35.906	10 -	49.648	87.5	25.907	86.8	19.692	94.8	1:35.247
4 -	49.275	87.8	25.468	87.3	19.171	96.0	1:33.914	11 -	50.160	87.4	25.686	86.9	19.294	94.6	1:35.140
5 -	49.729	85.5	26.018	86.5	19.204	94.0	1:34.951	12 -	49.732	87.8	25.931	84.3	19.319	94.8	1:34.982
6 -	49.218	87.8	25.821	86.3	19.125	96.8	1:34.164	13 -	49.806	87.7	25.915	82.8	19.315	94.9	1:35.036
7 -	49.844	87.3	25.803	85.2	19.478	94.5	1:35.125								
3	Paul TAYLOR					FAST & FURIOUS MOTORSPORT									
1 -	83.3	26.421	85.3	19.802	92.7	1:47.154	3 -	50.299	86.7	26.103	85.9	19.258	92.9	1:35.660	
2 -	51.196	86.1	26.198	86.1	19.603	92.4	1:36.997								
7	Timothy SNAYLAM					RACINGLINE									
1 -	82.2	27.018	85.7	19.712	94.9	1:47.548	8 -	49.914	88.5	25.808	85.9	19.293	94.8	1:35.015	
2 -	50.599	86.3	26.061	85.9	19.613	94.2	1:36.273	9 -	50.523	88.8	25.829	85.4	19.520	93.6	1:35.872
3 -	50.299	87.7	25.763	86.5	19.358	94.1	1:35.420	10 -	50.451	88.9	26.849	85.3	19.658	93.9	1:36.958
4 -	50.221	87.8	25.995	86.7	19.408	94.1	1:35.624	11 -	50.343	88.9	25.772	85.3	19.449	93.5	1:35.564
5 -	50.085	87.7	25.986	86.8	19.423	94.5	1:35.494	12 -	56.013	84.2	27.639	82.0	19.939	91.2	1:43.591
6 -	51.189	86.4	25.759	86.9	19.342	95.6	1:36.290	13 -	52.245	86.7	26.813	84.0	19.927	92.3	1:38.985
7 -	50.344	88.4	25.779	85.6	19.450	94.4	1:35.573								
8	Aaron MASON					AWM MOTORSPORT									
1 -	86.8	26.329	89.2	20.234	96.7	1:48.023	8 -	49.236	89.8	25.487	89.5	19.623	95.7	1:34.346	
2 -	51.446	86.0	26.345	88.7	19.671	95.9	1:37.462	9 -	49.336	89.6	25.694	88.8	19.358	95.6	1:34.388
3 -	50.487	89.6	25.565	90.0	19.267	95.5	1:35.319	10 -	49.114	90.0	25.487	90.3	19.273	96.3	1:33.874
4 -	49.600	88.9	25.703	89.8	19.586	95.1	1:34.889	11 -	49.599	89.2	25.390	90.2	19.410	95.3	1:34.399
5 -	49.537	89.5	25.884	88.4	19.591	96.0	1:35.012	12 -	49.448	89.4	25.433	89.5	19.402	95.5	1:34.283
6 -	50.339	88.9	25.591	89.7	19.396	95.9	1:35.326	13 -	49.358	89.5	25.608	90.0	19.652	95.9	1:34.618
7 -	49.487	89.5	25.827	89.5	19.311	95.3	1:34.625								
9	Peter WYHINNY					VOLKSWAGEN RACING									
1 -	84.4	26.630	85.7	20.357	90.8	1:49.605	5 -	50.884	86.9	26.235	83.7	21.047	89.8	1:38.166	
2 -	50.985	84.7	27.200	84.1	20.962	90.1	1:39.147	6 -	51.519	86.5	26.302	84.1	20.617	89.6	1:38.438
3 -	51.546	87.0	26.161	84.7	20.167	90.1	1:37.874	7 -	51.418	85.3	36.604	31.4	ln	1:50.804 P	
4 -	50.757	87.0	26.402	84.2	19.961	90.3	1:37.120	8 -	Out	46.6	41.424	44.3	ln	8:21.424 P	
10	Martyn CULLEY					GOBLIN RACING									
1 -	84.9	26.298	87.4	20.298	92.8	1:46.562	8 -	50.953	85.4	26.212	86.1	19.654	92.9	1:36.819	
2 -	52.756	83.9	26.333	88.2	19.685	93.9	1:38.774	9 -	51.134	84.9	26.179	86.8	19.844	92.4	1:37.157
3 -	51.618	84.9	25.988	87.7	19.814	92.9	1:37.420	10 -	50.962	86.1	26.582	86.4	20.110	92.9	1:37.654
4 -	51.119	83.6	26.299	86.3	19.793	93.6	1:37.211	11 -	51.691	85.1	26.220	86.8	19.559	93.5	1:37.470
5 -	51.446	84.4	26.054	87.2	19.824	93.6	1:37.324	12 -	51.695	84.6	27.084	86.8	19.713	92.8	1:38.492
6 -	51.143	84.4	26.171	86.5	19.631	93.9	1:36.945	13 -	51.663	84.5	26.790	87.5	19.978	90.2	1:38.431
7 -	50.696	85.6	26.085	86.4	19.702	92.8	1:36.483								
12	Tony HABERMAN														
1 -	83.7	26.371	87.3	20.383	91.5	1:50.796	8 -	53.693	82.1	26.823	85.6	20.214	91.8	1:40.730	
2 -	52.211	85.6	26.316	87.3	20.813	92.1	1:39.340	9 -	51.876	85.3	26.642	85.6	19.993	90.8	1:38.511
3 -	52.084	85.7	26.494	86.4	20.168	90.6	1:38.746	10 -	51.913	84.4	26.730	84.2	20.185	90.6	1:38.828
4 -	51.899	86.5	26.213	86.7	20.013	90.1	1:38.125	11 -	51.421	86.0	26.950	83.7	20.270	90.0	1:38.641
5 -	52.587	86.3	26.337	85.7	20.250	89.7	1:39.174	12 -	52.054	85.2	27.186	86.0	20.475	89.4	1:39.715
6 -	51.548	85.6	26.617	85.8	20.222	90.6	1:38.387	13 -	52.072	84.5	27.024	84.3	20.362	89.1	1:39.458
7 -	51.641	85.6	26.527	86.0	20.334	90.8	1:38.502								

Rockingham International
Circuit Length = 1.9400 miles
Start: 15:03 End: 15:25

Weather / Track : Sunny / Dry

Volkswagen Racing Cup Championship

RACE 10 - ROUND 4 - SECTOR ANALYSIS

14	Peter FELIX														
1-	80.1	25.600	84.7	19.519	97.8	1:43.441	8-	49.697	88.3	25.558	84.9	19.197	98.7	1:34.452	
2-	50.381	88.1	25.869	84.7	19.816	97.4	1:36.066	9-	49.764	89.0	25.726	85.5	19.151	97.5	1:34.641
3-	50.944	89.0	25.640	85.8	19.180	97.3	1:35.764	10-	49.956	88.8	25.509	85.5	19.219	97.5	1:34.684
4-	49.799	90.4	25.630	85.4	19.339	98.1	1:34.768	11-	49.881	89.6	25.782	84.9	19.163	97.0	1:34.826
5-	50.169	88.5	25.556	84.5	19.265	98.3	1:34.990	12-	50.143	89.5	25.635	85.4	19.274	96.1	1:35.052
6-	49.837	88.5	25.573	85.7	19.310	98.4	1:34.720	13-	49.741	88.5	25.763	82.6	19.361	97.3	1:34.865
7-	50.451	87.7	25.613	86.0	19.192	96.6	1:35.256								
18	Roger GREEN											VOLKSWAGEN RACING			
1-	85.4	26.707	83.4	20.196	90.3	1:46.248	8-	52.071	85.7	27.201	82.8	20.132	92.1	1:39.404	
2-	53.515	83.0	26.629	83.3	20.116	92.2	1:40.260	9-	50.930	87.4	26.462	84.4	20.048	91.8	1:37.440
3-	50.879	85.2	26.192	85.4	19.836	92.7	1:36.907	10-	51.100	86.0	26.310	84.7	20.180	92.1	1:37.590
4-	51.970	80.6	26.680	83.0	19.997	92.2	1:38.647	11-	50.671	87.2	26.540	81.8	20.018	92.4	1:37.229
5-	50.578	86.0	26.308	84.0	20.080	90.1	1:36.906	12-	51.643	82.0	26.707	80.6	20.401	88.6	1:38.751
6-	52.216	79.4	26.714	83.3	20.348	92.3	1:39.278	13-	52.136	85.1	26.767	81.0	20.924	85.1	1:39.827
7-	52.114	83.1	26.941	82.6	20.113	91.4	1:39.168								
20	Michael KURTON											SLIDESPORTS			
1-	84.7	26.119	84.7	20.302	93.9	1:49.683	7-	51.958	83.0	26.283	79.3	20.288	90.4	1:38.529	
2-	51.806	84.2	26.287	86.4	20.359	94.0	1:38.452	8-	50.942	86.5	25.349	85.3	19.107	93.5	1:35.398
3-	51.705	87.7	25.930	85.9	19.076	93.3	1:36.711	9-	50.330	87.7	25.544	85.6	19.043	92.7	1:34.917
4-	51.124	86.0	26.639	83.4	20.020	94.4	1:37.783	10-	50.167	86.9	25.397	85.2	19.265	93.7	1:34.829
5-	50.571	86.6	25.621	85.9	20.186	92.3	1:36.378	11-	50.508	88.3	25.314	86.0	19.029	94.0	1:34.851
6-	52.323	81.1	26.494	86.8	21.200	93.6	1:40.017	12-	51.887	65.8	32.086	48.9	25.843	49.0	1:49.816
21	Richard WALKER											FORCE TEN MOTORSPORT			
1-	84.0	26.620	88.4	20.263	94.5	1:51.242	8-	49.833	87.6	25.650	87.4	19.357	94.5	1:34.840	
2-	50.620	84.7	26.626	86.4	21.092	94.5	1:38.338	9-	50.085	88.1	25.769	87.4	19.419	94.1	1:35.273
3-	51.073	87.7	25.903	88.0	20.363	95.1	1:37.339	10-	49.934	87.2	25.991	87.0	20.061	93.9	1:35.986
4-	50.832	87.3	26.209	85.5	20.231	94.1	1:37.272	11-	49.972	88.3	25.370	87.6	19.418	94.0	1:34.760
5-	50.872	88.4	25.698	86.3	19.818	94.4	1:36.388	12-	50.417	86.9	25.482	87.8	19.575	94.4	1:35.474
6-	51.323	85.1	26.214	87.2	20.743	93.6	1:38.280	13-	49.877	88.1	25.742	86.5	20.325	93.3	1:35.944
7-	51.736	84.9	26.391	87.5	19.366	94.9	1:37.493								
22	Daniel WALKER											SLIDESPORTS			
1-	84.7	26.540	84.6	20.416	90.9	1:49.180	5-	50.549	84.6	25.985	84.7	19.964	91.3	1:36.498	
2-	51.131	83.5	26.787	85.1	20.266	89.8	1:38.184	6-	50.499	84.5	26.064	86.1	20.807	92.4	1:37.370
3-	55.188	86.0	26.340	84.4	20.226	90.2	1:41.754	7-	51.566	82.7	26.347	85.2	20.696	92.3	1:38.609
4-	50.693	86.1	26.281	84.1	19.696	91.2	1:36.670	8-	50.562	86.9	26.043	85.5	22.926	81.3	1:39.531
27	Andrew SMITH											SMITHSPORT			
1-	83.5	26.944	84.9	20.406	92.1	1:52.109	8-	53.063	82.4	26.819	81.5	19.945	89.7	1:39.827	
2-	51.654	85.7	26.378	84.0	20.307	92.2	1:38.339	9-	51.212	85.4	26.243	82.3	19.713	90.1	1:37.168
3-	52.408	86.6	26.613	83.9	20.095	91.8	1:39.116	10-	51.365	84.3	26.265	82.1	19.743	89.6	1:37.373
4-	51.766	86.8	26.149	83.9	19.856	92.1	1:37.771	11-	51.680	85.2	26.317	82.1	19.746	89.6	1:37.743
5-	52.861	86.3	26.212	83.3	19.995	90.0	1:39.068	12-	52.209	83.9	26.203	82.5	19.615	90.3	1:38.027
6-	51.674	86.3	26.682	83.0	20.332	90.8	1:38.688	13-	51.641	85.8	26.319	81.4	19.681	90.6	1:37.641
7-	51.382	86.1	26.913	81.3	19.902	90.4	1:38.197								
32	Kieran GRIFFIN											ADDISON LEE MOTORSPORT			
1-	83.1	26.752	86.4	19.678	93.1	1:46.607	8-	49.999	88.3	25.555	86.7	19.199	94.6	1:34.753	
2-	51.092	85.6	25.285	87.5	19.016	94.5	1:35.393	9-	49.943	86.5	25.752	86.9	19.242	94.6	1:34.937
3-	50.242	87.6	25.575	87.3	19.183	94.2	1:35.000	10-	50.437	84.3	25.775	86.4	19.190	94.1	1:35.402
4-	50.073	88.8	25.612	87.3	19.154	94.4	1:34.839	11-	49.836	87.6	25.709	87.7	19.400	93.6	1:34.945
5-	50.238	88.9	25.614	86.6	19.085	94.0	1:34.937	12-	50.444	88.3	25.659	88.1	19.421	93.6	1:35.524
6-	50.275	88.3	25.662	87.0	19.152	94.6	1:35.089	13-	50.069	87.5	25.869	86.9	19.455	93.7	1:35.393
7-	50.295	88.4	25.715	87.2	19.248	94.4	1:35.258								
36	Anna WALEWSKA											ANNA RACING			
1-	84.8	26.352	87.4	20.330	93.1	1:48.615	8-	50.981	89.2	26.168	86.7	19.711	93.3	1:36.860	
2-	51.345	85.7	26.735	86.8	20.028	93.1	1:38.108	9-	50.991	89.0	25.925	87.2	19.474	93.2	1:36.390
3-	51.110	89.1	26.214	81.2	19.573	94.1	1:36.897	10-	50.806	89.0	26.160	78.3	19.665	93.7	1:36.631

Rockingham International
Circuit Length = 1.9400 miles
Start: 15:03 End: 15:25

Weather / Track : Sunny / Dry

Volkswagen Racing Cup Championship
RACE 10 - ROUND 4 - SECTOR ANALYSIS

4 -	51.996	77.2	26.719	84.5	19.944	93.7	1:38.659	11 -	<i>50.117</i>	89.6	<i>25.609</i>	<i>87.8</i>	19.449	92.7	1:35.175	
5 -	51.374	89.4	25.740	<i>87.8</i>	20.165	93.7	1:37.279	12 -	50.546	<i>89.8</i>	25.800	<i>87.8</i>	<i>19.304</i>	93.1	1:35.650	
6 -	52.616	84.9	26.472	87.5	20.386	93.5	1:39.474	13 -	50.596	87.3	26.077	87.5	19.640	93.3	1:36.313	
7 -	52.443	84.8	26.624	86.6	20.668	89.2	1:39.735									
41	Didge DZIURZYNSKI							WEST END PRECISION								
1 -	80.6	26.505	89.5	19.987	94.4	1:50.663	8 -	49.816	87.7	25.830	87.6	19.294	94.6	1:34.940		
2 -	51.029	80.5	26.389	<i>89.7</i>	20.808	94.6	1:38.226	9 -	50.213	87.6	25.754	87.6	<i>19.103</i>	94.5	1:35.070	
3 -	50.111	<i>89.2</i>	<i>25.576</i>	89.0	19.189	<i>96.3</i>	1:34.876	10 -	50.043	88.3	25.716	88.1	19.130	94.9	1:34.889	
4 -	51.238	84.8	25.851	88.4	19.506	94.6	1:36.595	11 -	<i>49.773</i>	87.6	25.853	88.3	19.170	95.3	1:34.796	
5 -	50.235	86.8	26.055	87.0	19.277	94.1	1:35.567	12 -	1:04.469	58.7	28.781	87.7	19.254	94.2	1:52.504	
6 -	49.797	86.3	25.934	87.4	19.256	93.6	1:34.987	13 -	50.739	88.0	26.225	87.2	19.665	90.1	1:36.629	
7 -	50.134	87.7	25.904	87.4	19.246	94.1	1:35.284									
44	Robin RILEY							KPM RACING								
1 -	81.4	26.873	83.0	20.598	90.4	1:53.201	8 -	53.165	77.9	27.069	82.5	19.845	90.9	1:40.079		
2 -	52.907	82.4	26.785	83.1	19.930	91.3	1:39.622	9 -	52.423	<i>84.9</i>	27.020	80.6	19.879	91.2	1:39.322	
3 -	52.150	81.6	26.615	<i>83.6</i>	<i>19.587</i>	92.4	1:38.352	10 -	<i>51.555</i>	82.7	26.962	79.9	19.793	91.2	1:38.310	
4 -	52.125	83.0	<i>26.327</i>	83.2	19.742	91.7	1:38.194	11 -	52.294	83.6	26.969	80.0	19.651	90.8	1:38.914	
5 -	51.811	84.0	26.554	81.6	19.732	92.4	1:38.097	12 -	52.298	81.0	28.273	77.6	19.802	90.6	1:40.373	
6 -	51.586	84.2	26.553	81.9	19.796	<i>92.9</i>	1:37.935	13 -	51.668	84.6	26.643	80.4	20.451	89.0	1:38.762	
7 -	51.892	84.5	26.891	81.0	19.901	92.2	1:38.684									
53	Steve CHAPLIN							COMPLETE UTILITIES								
1 -	85.6	25.443	85.7	19.626	96.3	1:42.307	8 -	49.382	87.4	25.385	88.3	19.037	<i>97.3</i>	1:33.804		
2 -	50.940	85.6	<i>25.248</i>	<i>89.5</i>	19.707	97.1	1:35.895	9 -	<i>49.194</i>	87.4	25.474	88.7	19.187	96.6	1:33.855	
3 -	49.869	86.5	25.671	88.3	19.112	96.8	1:34.652	10 -	49.464	86.0	25.503	88.5	19.036	96.8	1:34.003	
4 -	49.837	86.5	25.385	88.4	<i>19.007</i>	96.6	1:34.229	11 -	49.796	86.3	25.425	87.7	19.128	96.8	1:34.349	
5 -	50.374	84.2	25.515	88.0	19.032	96.8	1:34.921	12 -	49.574	87.0	25.303	88.8	19.240	96.3	1:34.117	
6 -	49.720	<i>87.7</i>	25.315	88.3	19.125	97.1	1:34.160	13 -	49.764	87.2	25.452	88.9	19.311	96.8	1:34.527	
7 -	49.762	87.6	25.329	88.8	19.069	97.0	1:34.160									
69	James WALKER							SLIDESPORTS								
1 -	87.7	<i>25.291</i>	87.4	19.826	92.7	1:42.992	8 -	50.198	88.0	25.549	85.2	19.502	93.7	1:35.249		
2 -	50.448	85.8	25.712	<i>87.6</i>	19.720	<i>95.1</i>	1:35.880	9 -	50.050	87.2	25.642	86.3	19.392	93.5	1:35.084	
3 -	49.871	88.0	25.685	86.8	19.884	94.9	1:35.440	10 -	50.100	<i>88.2</i>	25.503	85.9	19.358	93.9	1:34.961	
4 -	<i>49.639</i>	88.0	25.835	87.0	19.445	93.2	1:34.919	11 -	49.780	88.1	25.582	86.5	19.430	94.0	1:34.792	
5 -	50.475	87.0	25.605	86.8	<i>19.233</i>	93.9	1:35.313	12 -	49.933	88.0	25.579	86.5	19.299	92.8	1:34.811	
6 -	49.857	87.2	25.679	85.6	19.304	94.1	1:34.840	13 -	50.046	87.0	25.782	86.5	19.576	93.2	1:35.404	
7 -	51.087	86.7	25.982	86.8	19.499	91.2	1:36.568									

Volkswagen Racing Cup Championship

RACE 10 - ROUND 4 - BEST SECTOR TIMES

SECTOR 1			SECTOR 2			SECTOR 3			IDEAL / BEST COMPARISON						
POS	NO	NAME	TIME	NO	NAME	TIME	NO	NAME	TIME	POS	NO	NAME	IDEAL	BEST	DIFF
1	8	MASON	49.114	53	CHAPLIN	25.248	53	CHAPLIN	19.007	1	53	CHAPLIN	1:33.449	1:33.804	0.355
2	1	FULBROOK	49.176	32	GRIFFIN	25.285	32	GRIFFIN	19.016	2	1	FULBROOK	1:33.557	1:33.712	0.155
3	53	CHAPLIN	49.194	69	WALKER	25.291	20	KURTON	19.029	3	8	MASON	1:33.771	1:33.874	0.103
4	2	BLUMSON	49.218	20	KURTON	25.314	1	FULBROOK	19.036	4	2	BLUMSON	1:33.811	1:33.914	0.103
5	69	WALKER	49.639	1	FULBROOK	25.345	41	DZIURZYNSKI	19.103	5	32	GRIFFIN	1:34.137	1:34.753	0.616
6	14	FELIX	49.697	21	WALKER	25.370	2	BLUMSON	19.125	6	69	WALKER	1:34.163	1:34.792	0.629
7	41	DZIURZYNSKI	49.773	8	MASON	25.390	14	FELIX	19.151	7	14	FELIX	1:34.357	1:34.452	0.095
8	21	WALKER	49.833	2	BLUMSON	25.468	69	WALKER	19.233	8	41	DZIURZYNSKI	1:34.452	1:34.796	0.344
9	32	GRIFFIN	49.836	14	FELIX	25.509	3	TAYLOR	19.258	9	20	KURTON	1:34.510	1:34.829	0.319
10	7	SNAYLAM	49.914	41	DZIURZYNSKI	25.576	8	MASON	19.267	10	21	WALKER	1:34.560	1:34.760	0.200
11	36	WALEWSKA	50.117	36	WALEWSKA	25.609	7	SNAYLAM	19.293	11	7	SNAYLAM	1:34.966	1:35.015	0.049
12	20	KURTON	50.167	7	SNAYLAM	25.759	36	WALEWSKA	19.304	12	36	WALEWSKA	1:35.030	1:35.175	0.145
13	3	TAYLOR	50.299	22	WALKER	25.985	21	WALKER	19.357	13	3	TAYLOR	1:35.660	1:35.660	0.000
14	22	WALKER	50.499	10	CULLEY	25.988	10	CULLEY	19.559	14	22	WALKER	1:36.180	1:36.498	0.318
15	18	GREEN	50.518	3	TAYLOR	26.103	44	RILEY	19.587	15	10	CULLEY	1:36.243	1:36.483	0.240
16	10	CULLEY	50.696	27	SMITH	26.149	27	SMITH	19.615	16	18	GREEN	1:36.546	1:36.906	0.360
17	9	WYHINNY	50.757	9	WYHINNY	26.161	22	WALKER	19.696	17	9	WYHINNY	1:36.879	1:37.120	0.241
18	27	SMITH	51.212	18	GREEN	26.192	18	GREEN	19.836	18	27	SMITH	1:36.976	1:37.168	0.192
19	12	HABERMAN	51.421	12	HABERMAN	26.213	9	WYHINNY	19.961	19	44	RILEY	1:37.469	1:37.935	0.466
20	44	RILEY	51.555	44	RILEY	26.327	12	HABERMAN	19.993	20	12	HABERMAN	1:37.627	1:38.125	0.498
											Perfect Lap		1:33.369		

Weather / Track : Sunny / Dry

www.tsl-timing.com

Rockingham International
Circuit Length = 1.9400 miles
Start: 15:03 End: 15:25

Printed - 15.29 Sunday, 31 May 2009

Volkswagen Racing Cup Championship

RACE 10 - ROUND 4 - SPEED TRAPS

SECTOR 1				SECTOR 2			FINISH LINE			
POS	NO	NAME	MPH	NO	NAME	MPH	NO	NAME	MPH	
1	14	Peter FELIX	90.4	8	Aaron MASON	90.3	14	Peter FELIX	98.7	
2	8	Aaron MASON	90.0	41	Didge DZIURZYNSKI	89.7	53	Steve CHAPLIN	97.3	
3	36	Anna WALEWSKA	89.8	53	Steve CHAPLIN	89.5	2	Darren BLUMSON	96.8	
4	1	Joe FULBROOK	89.7	21	Richard WALKER	88.4	8	Aaron MASON	96.7	
5	41	Didge DZIURZYNSKI	89.2	1	Joe FULBROOK	88.2	41	Didge DZIURZYNSKI	96.3	
6	7	Timothy SNAYLAM	88.9	10	Martyn CULLEY	88.2	1	Joe FULBROOK	95.6	
7	32	Kieran GRIFFIN	88.9	32	Kieran GRIFFIN	88.1	7	Timothy SNAYLAM	95.6	
8	21	Richard WALKER	88.4	36	Anna WALEWSKA	87.8	21	Richard WALKER	95.1	
9	20	Michael KURTON	88.3	69	James WALKER	87.6	69	James WALKER	95.1	
10	69	James WALKER	88.2	2	Darren BLUMSON	87.3	32	Kieran GRIFFIN	94.6	
11	2	Darren BLUMSON	88.0	12	Tony HABERMAN	87.3	20	Michael KURTON	94.4	
12	53	Steve CHAPLIN	87.7	7	Timothy SNAYLAM	86.9	36	Anna WALEWSKA	94.1	
13	18	Roger GREEN	87.4	20	Michael KURTON	86.8	10	Martyn CULLEY	93.9	
14	9	Peter WYHINNY	87.0	3	Paul TAYLOR	86.1	3	Paul TAYLOR	92.9	
15	22	Daniel WALKER	86.9	22	Daniel WALKER	86.1	44	Robin RILEY	92.9	
16	27	Andrew SMITH	86.8	14	Peter FELIX	86.0	18	Roger GREEN	92.7	
17	3	Paul TAYLOR	86.7	9	Peter WYHINNY	85.7	22	Daniel WALKER	92.4	
18	12	Tony HABERMAN	86.5	18	Roger GREEN	85.4	27	Andrew SMITH	92.2	
19	10	Martyn CULLEY	86.1	27	Andrew SMITH	84.9	12	Tony HABERMAN	92.1	
20	44	Robin RILEY	84.9	44	Robin RILEY	83.6	9	Peter WYHINNY	90.8	

Weather / Track : Sunny / Dry

www.tsl-timing.com

Rockingham International
Circuit Length = 1.9400 miles
Start: 15:03 End: 15:25

Printed - 15.29 Sunday, 31 May 2009

Volkswagen Racing Cup Championship

RACE 10 - ROUND 4 - POSITION CHART

No	Name	Laps Pos	1	2	3	4	5	6	7	8	9	10	11	12	13
			2	Darren BLUMSON	1	2	2	53	53	53	53	53	53	53	53
53	Steve CHAPLIN	2	53	53	2	2	2	2	2	1	1	1	1	1	1
69	James WALKER	3	69	69	69	69	1	1	1	2	2	2	2	2	2
14	Peter FELIX	4	14	14	1	1	69	69	14	14	14	14	14	14	14
1	Joe FULBROOK	5	1	1	14	14	14	14	69	69	69	69	69	69	69
18	Roger GREEN	6	18	32	32	32	32	32	32	32	32	32	32	8	8
10	Martyn CULLEY	7	10	7	7	7	7	8	8	8	8	8	8	32	32
32	Kieran GRIFFIN	8	32	3	3	8	8	7	7	7	7	7	7	7	7
3	Paul TAYLOR	9	3	10	8	10	41	41	41	41	41	41	41	21	21
7	Timothy SNAYLAM	10	7	8	10	41	10	10	10	10	10	10	21	10	41
8	Aaron MASON	11	8	18	18	18	18	18	21	21	21	21	20	41	36
36	Anna WALEWSKA	12	36	36	36	36	20	21	18	20	20	20	10	36	10
22	Daniel WALKER	13	22	22	41	20	36	20	20	36	36	36	36	20	18
9	Peter WYHINNY	14	9	20	20	9	21	36	22	18	18	18	18	18	27
20	Michael KURTON	15	20	9	9	21	9	22	36	22	27	27	27	27	12
41	Didge DZIURZYNSKI	16	41	41	21	22	22	9	12	27	12	12	12	12	44
12	Tony HABERMAN	17	12	21	12	12	12	12	27	12	44	44	44	44	
21	Richard WALKER	18	21	12	22	27	27	27	44	44					
27	Andrew SMITH	19	27	27	27	44	44	44	9	9					
44	Robin RILEY	20	44	44	44										