



VOLKSWAGEN RACING CUP

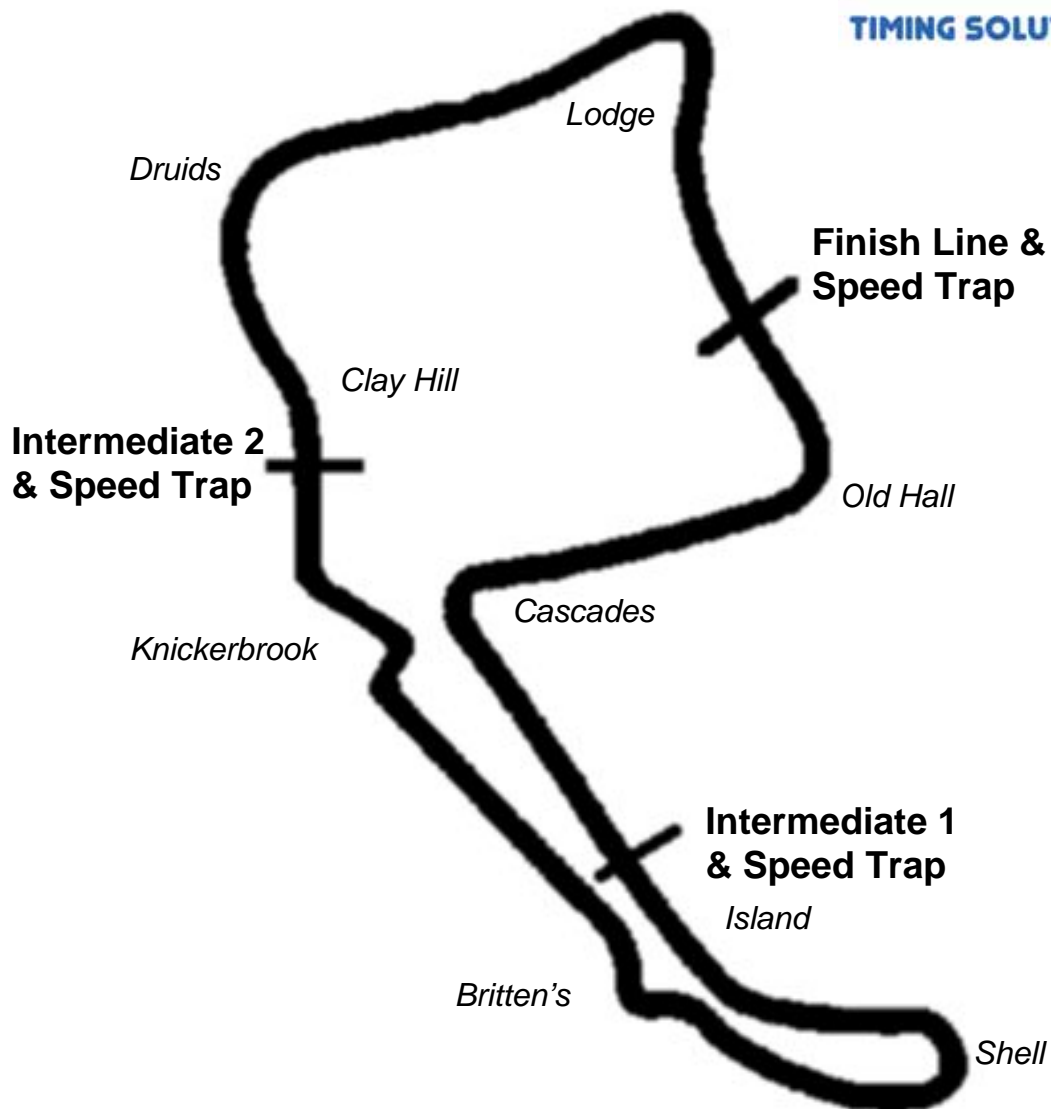
Round 1 & 2
Oulton Park International

11th April / 13th April 2009



Results Provided by Timing Solutions Ltd
www.tsl-timing.com

OULTON PARK INTERNATIONAL



Circuit Length: 2.6920 miles / 4332.4 metres
Intermediate 1: 1163 metres
Intermediate 2: 3066 metres
Pit In: 4314 metres
Pit Out: 180 metres after Finish Line
Pit In – Pit Out: 200 metres, @ 60kph = 12.0 seconds, @ 80kph = 9.0 seconds

Volkswagen Racing Cup

QUALIFYING - RACE 4 - ROUND 1 - CLASSIFICATION - AMENDED

POS	NO	CL	DRIVER / TEAM	CAR	TIME	ON	LAPS	GAP	DIFF	MPH
1	66		Liam GRIFFIN ADDISON LEE MOTORSPORT	Scirocco 2.0 TSI GT	1:56.131	10	10			83.45
2	69		James WALKER SLIDESPORTS	Golf MkV 2.0 Gti	1:56.366	8	9	0.235	0.235	83.28
3	10		Martyn CULLEY GOBLIN RACING	Beetle 3.2 Rsi	1:57.191	9	9	1.060	0.825	82.69
4	3		Paul TAYLOR FAST & FURIOUS MOTORSPORT	Golf MkV	1:57.443	5	9	1.312	0.252	82.51
5	14		Peter FELIX	Golf MkV 2.0 Gti	1:57.674	5	10	1.543	0.231	82.35
6	53		Steve CHAPLIN COMPLETE UTILITIES	Beetle 3.2 Rsi	1:58.213	10	10	2.082	0.539	81.98
7	4		Jamie PERRY FORCE TEN MOTORSPORT	Golf MkV 2.0 Gti	1:58.303	5	10	2.172	0.090	81.91
8	1		Joe FULBROOK WARRANTY DIRECT RACING	Bora 1.8T	1:58.561	5	10	2.430	0.258	81.74
9	20		Michael KURTON SLIDESPORTS	Scirocco 2.0 TSI GT	1:58.848	8	10	2.717	0.287	81.54
10	32		Kieran GRIFFIN ADDISON LEE MOTORSPORT	Golf MkV 2.0 Gti	1:59.898	9	10	3.767	1.050	80.82
11	77		Steve WALKER RACINGLINE	Golf Mk4 1.8 T	2:00.937	5	8	4.806	1.039	80.13
12	9		Peter WYHINNY VOLKSWAGEN RACING	Caddy Sportline	2:01.130	10	10	4.999	0.193	80.00
13	7		Timothy SNAYLAM RACINGLINE	Golf MkV 2.0 Gti	2:01.595	5	9	5.464	0.465	79.70
14	27		Andrew SMITH SMITHSPORT	Beetle Tdi	2:01.688	8	8	5.557	0.093	79.64
15	37		Dan CROSSLEY RACINGLINE	Golf Mk4	2:01.873	7	10	5.742	0.185	79.51
16	2		Darren BLUMSON FAST & FURIOUS MOTORSPORT	Beetle 3.2 Rsi	2:01.873	10	10	5.742	0.000	79.51
17	17		Michael MCINERNEY RACINGLINE	Golf MkV 2.0 Gti	2:02.363	10	10	6.232	0.490	79.20
18	36		Anna WALEWSKA ANNA RACING	Golf MkV 2.0 Gti	2:06.231	5	7	10.100	3.868	76.77
19	41		Didge DZIURZYNSKI WEST END PRECISION	Golf Mk	2:16.335	2	3	20.204	10.104	71.08
20	18		Roger GREEN VOLKSWAGEN RACING	Polo 1.8 GTi	2:17.052	1	2	20.921	0.717	70.71
DQ	38		Steve WOOD	Golf MkV 2.0 Gti			8			

Car 38 - Qualifying times disallowed under regulation C(d)36

Weather / Track : Bright / Dry

These results are provisional until the conclusion of any judicial and technical matters.

Oulton Park International
Circuit Length = 2.6920 miles
Start: 14:07 End: 14:30

Clerk of Course :		Timekeeper :
-------------------	--	--------------

Volkswagen Racing Cup

QUALIFYING - RACE 4 - ROUND 1 - SECTOR ANALYSIS

1	Joe FULBROOK										WARRANTY DIRECT RACING				
1 -	Out	83.7	1:12.340	84.6	36.763	97.3	2:25.415	6 -	32.637	95.2	1:02.725	88.5	35.874	98.1	2:11.236
2 -	31.351	105.2	57.726	93.7	33.344	99.0	2:02.421	7 -	30.473	107.7	57.335	91.3	34.698	98.8	2:02.506
3 -	30.656	106.5	56.225	94.1	32.746	99.4	1:59.627	8 -	30.560	105.7	55.803	94.4	32.514	99.3	1:58.877
4 -	30.302	106.9	55.826	95.1	32.946	100.0	1:59.074	9 -	34.181	87.3	1:01.255	90.3	33.970	99.0	2:09.406
5 -	30.167	106.2	55.552	93.6	32.842	97.8	1:58.561	10 -	30.746	105.7	55.596	94.4	32.677	100.0	1:59.019
2	Darren BLUMSON										FAST & FURIOUS MOTORSPORT				
1 -	Out	79.0	1:07.594	90.1	37.910	97.5	2:21.972	6 -	31.820	103.7	58.912	92.7	34.329	98.1	2:05.061
2 -	33.373	102.6	1:00.204	91.1	34.318	98.5	2:07.895	7 -	31.222	105.8	57.464	93.9	34.270	99.4	2:02.956
3 -	32.122	101.2	58.224	93.2	34.272	98.1	2:04.618	8 -	31.195	103.6	1:10.154	89.4	37.961	99.1	2:19.310
4 -	31.545	104.5	58.049	92.2	33.111	98.1	2:02.705	9 -	31.636	105.0	57.903	92.6	33.475	99.3	2:03.014
5 -	33.214	105.4	58.622	90.8	33.524	99.1	2:05.360	10 -	31.273	103.1	57.155	94.1	33.445	96.8	2:01.873
3	Paul TAYLOR										FAST & FURIOUS MOTORSPORT				
1 -	30.530	104.5	55.598	91.1	32.567	98.3	1:58.695	6 -	29.908	107.0	55.724	91.7	32.389	97.8	1:58.021
2 -	30.259	105.5	55.292	90.9	32.469	97.5	1:58.020	7 -	30.070	104.4	55.162	91.8	32.407	98.0	1:57.639
3 -	30.011	104.9	55.232	91.1	33.181	94.0	1:58.424	8 -	33.018	85.3	1:04.333	89.6	33.864	97.7	2:11.215
4 -	34.034	98.4	1:02.935	67.0	38.859	98.3	2:15.828	9 -	30.072	105.2	54.998	91.8	32.483	97.4	1:57.553
5 -	29.998	106.0	55.057	91.9	32.388	97.5	1:57.443								
4	Jamie PERRY										FORCE TEN MOTORSPORT				
1 -	Out	73.3	1:10.306	72.5	37.039	98.4	2:22.615	6 -	30.236	107.5	57.790	91.7	32.738	98.5	2:00.764
2 -	33.890	81.3	59.256	89.6	33.464	98.3	2:06.610	7 -	30.041	107.0	59.882	93.2	33.107	98.7	2:03.030
3 -	33.754		57.407	90.2	33.123	97.0	2:04.284	8 -	30.201	108.2	56.318	92.8	32.434	98.3	1:58.953
4 -	31.454	87.3	56.437	93.7	33.116	97.5	2:01.007	9 -	30.065	106.4	59.509	93.6	32.861	97.7	2:02.435
5 -	30.061	108.1	55.765	93.7	32.477	98.0	1:58.303	10 -	30.008	105.4	55.949	91.6	32.837	97.3	1:58.794
7	Timothy SNAYLAM										RACINGLINE				
1 -	Out	78.0	1:12.887	84.1	39.050	91.2	2:26.930	6 -	31.942	95.3	57.540	89.5	34.502	96.3	2:03.984
2 -	32.272	102.8	57.690	85.7	35.466	91.2	2:05.428	7 -	31.134	103.6	57.199	90.7	34.461	91.5	2:02.794
3 -	31.851	103.2	57.944	85.7	35.736	92.4	2:05.531	8 -	34.494	90.0	1:04.188	77.7	36.775	68.4	2:15.457
4 -	31.912	103.4	57.338	88.8	34.356	93.2	2:03.606	9 -	44.610	65.3	1:16.664	62.2	In		2:56.581 P
5 -	31.220	104.2	56.500	88.5	33.875	94.9	2:01.595								
9	Peter WYHINNY										VOLKSWAGEN RACING				
1 -	Out	86.6	1:10.733	69.0	38.814	94.2	2:29.178	6 -	31.305	99.9	57.732	87.6	33.999	91.7	2:03.036
2 -	32.348	99.4	1:07.277	88.1	34.623	94.1	2:14.248	7 -	31.258	99.6	56.841	88.1	33.387	93.3	2:01.486
3 -	31.702	99.4	57.177	88.4	33.760	94.0	2:02.639	8 -	31.251	99.0	56.983	88.2	33.580	92.7	2:01.814
4 -	31.488	100.5	57.073	88.7	34.738	93.3	2:03.299	9 -	31.196	99.3	56.831	88.4	33.579	93.2	2:01.606
5 -	31.346	100.3	56.690	88.7	33.669	93.2	2:01.705	10 -	30.936	100.2	56.678	88.0	33.516	93.6	2:01.130
10	Martyn CULLEY										GOBLIN RACING				
1 -	31.162	104.4	59.444	91.1	33.709	96.0	2:04.315	6 -	30.384	103.9	55.384	92.3	32.396	98.3	1:58.164
2 -	30.873	104.0	55.582	93.3	32.381	98.3	1:58.836	7 -	29.944	105.0	55.271	93.5	32.340	97.5	1:57.555
3 -	30.355	105.2	55.874	92.8	32.466	97.4	1:58.695	8 -	33.309	64.8	1:07.387	76.5	34.547	97.8	2:15.243
4 -	30.498	105.4	57.404	82.0	34.528	98.1	2:02.430	9 -	30.316	105.7	54.783	94.0	32.092	98.7	1:57.191
5 -	30.697	104.4	55.640	93.6	32.271	98.0	1:58.608								
14	Peter FELIX														
1 -	Out	78.2	1:10.618	75.0	37.931	93.3	2:23.595	6 -	30.205	105.5	55.105	90.8	32.379	97.4	1:57.689
2 -	33.769	88.0	59.695	90.3	32.954	98.1	2:06.418	7 -	31.240	106.4	55.998		In		2:06.302 P
3 -	31.345	95.6	56.949	92.4	33.341	98.0	2:01.635	8 -	Out	105.7	1:03.368	75.3	36.300	97.7	3:06.167
4 -	30.613	106.4	55.707	90.2	32.623	97.5	1:58.943	9 -	30.266	107.2	55.663	91.4	32.386	98.0	1:58.315
5 -	30.290	106.0	55.064	91.6	32.320	98.3	1:57.674	10 -	30.068	106.7	54.974	91.9	32.812	92.6	1:57.854
17	Michael MCINERNEY										RACINGLINE				
1 -	Out	83.5	1:09.413	82.6	37.649	96.1	2:21.794	6 -	31.880	102.0	57.931	89.0	34.202	96.6	2:04.013
2 -	33.970	93.1	1:01.053	89.2	35.471	95.7	2:10.494	7 -	31.635	103.9	57.356	88.4	34.636	95.9	2:03.627
3 -	32.327	102.6	58.842	88.7	35.057	96.4	2:06.226	8 -	31.702	102.9	57.712	89.2	34.394	96.6	2:03.808
4 -	32.441	103.1	58.333	88.4	34.877	96.4	2:05.651	9 -	31.418	104.2	57.343	88.5	34.148	96.4	2:02.909
5 -	31.983	104.2	58.784	88.8	34.891	96.0	2:05.658	10 -	31.286	105.0	56.823	89.0	34.254	95.9	2:02.363

Oulton Park International
Circuit Length = 2.6920 miles
Start: 14:07 End: 14:30

Weather / Track : Bright / Dry

Volkswagen Racing Cup

QUALIFYING - RACE 4 - ROUND 1 - SECTOR ANALYSIS

18	Roger GREEN	VOLKSWAGEN RACING													
1 -	30.645 106.2	1:11.891	89.6	34.516	96.7	2:17.052	2 -	30.826	102.3	58.403	91.1	In	2:08.408 P		
20	Michael KURTON	SLIDESPORTS													
1 -	Out 78.9	1:12.701	83.1	36.713	97.8	2:25.334	6 -	30.327	106.9	56.182	90.9	33.763	96.6	2:00.272	
2 -	31.967	105.7	57.940	90.6	33.511	97.0	2:03.418	7 -	30.331	106.9	55.817	90.1	32.844	96.4	1:58.992
3 -	31.675	105.8	58.801	97.8	34.387	95.9	2:04.863	8 -	30.445	106.4	55.640	91.1	32.763	98.0	1:58.848
4 -	30.653	105.4	56.051	90.4	32.911	96.8	1:59.615	9 -	30.578	107.0	55.889	90.6	32.669	98.0	1:59.136
5 -	30.752	106.5	56.669	90.8	32.752	97.1	2:00.173	10 -	31.760	94.5	1:01.868	76.0	36.743	92.8	2:10.371
27	Andrew SMITH	SMITHSPORT													
1 -	Out 79.7	1:12.531	79.0	In		2:31.668 P	5 -	31.315	99.1	58.828	88.0	In		2:10.754 P	
2 -			88.3	34.213	90.2	2:44.888	6 -		98.7	58.479	88.7	36.547	88.5	3:49.182	
3 -			86.6	33.884		2:02.665	7 -	31.381	99.4	57.829	89.2	33.444	90.6	2:02.654	
4 -	31.339	99.4	57.952	89.4	33.819	2:03.110	8 -	30.936	100.6	57.186	89.1	33.566	89.2	2:01.688	
32	Kieran GRIFFIN	ADDISON LEE MOTORSPORT													
1 -	Out 76.7	1:07.477	86.4	36.477	95.7	2:24.014	6 -	30.496	105.0	1:00.350	90.7	33.731	97.4	2:04.577	
2 -	33.408	103.7	1:02.004	90.4	34.219	96.8	2:09.631	7 -	30.460	105.8	57.026	90.1	33.085	96.3	2:00.571
3 -	31.633	105.7	58.480	90.9	33.761	96.7	2:03.874	8 -	30.414	105.5	57.339	97.2	33.446	97.5	2:01.199
4 -	30.979	105.2	57.496	88.2	34.497	96.3	2:02.972	9 -	30.236	105.7	56.556	88.9	33.106	96.3	1:59.898
5 -	30.807	105.8	56.612	90.7	33.007	96.4	2:00.426	10 -	30.706	101.4	59.904	88.1	33.586	90.0	2:04.196
36	Anna WALEWSKA	ANNA RACING													
1 -	33.124	96.0	1:01.006	90.0	35.144	92.9	2:09.274	5 -	31.877	99.4	59.661	90.8	34.693	97.5	2:06.231
2 -	33.017	106.0	59.659	90.8	In		2:14.936 P	6 -	31.944	99.3	58.894	90.4	In		2:11.830 P
3 -	Out 96.8	1:01.090	90.2	35.704	91.9	2:58.320	7 -	Out 98.8		59.486	97.7	34.436	91.7	4:15.764	
4 -	32.512	96.3	1:02.085	89.8	34.390	97.1	2:08.987								
37	Dan CROSSLEY	RACINGLINE													
1 -	Out 82.2	1:10.063	84.7	37.721	91.2	2:23.231	6 -	30.904	102.0	57.469	88.7	33.585	94.6	2:01.958	
2 -	33.913	100.0	1:00.037	89.0	34.601	94.5	2:08.551	7 -	30.413	103.6	57.018	89.0	34.442	93.6	2:01.873
3 -	31.968	100.3	58.818	89.4	33.746	94.2	2:04.532	8 -	34.181	91.6	1:01.463	83.7	36.031	93.2	2:11.675
4 -	31.171	101.7	57.608	88.5	34.033	94.4	2:02.812	9 -	30.770	101.7	57.654	87.8	33.918	93.2	2:02.342
5 -	30.697	102.3	58.116	88.2	34.219	91.9	2:03.032	10 -	30.568	102.1	57.303	86.9	34.033	92.3	2:01.904
38	Steve WOOD	COMPLETE UTILITIES													
1 -	Out 93.3	1:01.411	83.6	35.868	90.3	2:08.765	5 -		97.7	1:02.471	77.5	35.279	91.7	2:50.925	
2 -	31.976	98.0	58.831	85.8	34.838	90.1	2:05.645	6 -	31.485	99.7	58.250	86.6	34.534	91.5	2:04.269
3 -	32.375	98.3	58.076	86.4	34.250	91.4	2:04.701	7 -	31.834	98.3	57.463	87.2	33.919	92.2	2:03.216
4 -	31.706	97.4	57.998	86.4	In		2:10.105 P	8 -	31.195	99.4	56.762	87.3	34.154	87.3	2:02.111
41	Didge DZIURZYNSKI	WEST END PRECISION													
1 -	Out 87.7	1:02.632	90.3	36.157	96.8	2:13.899	3 -	31.938	100.2	1:01.404	75.6	In		2:22.323 P	
2 -	31.195	104.0	1:04.777	85.1	40.363	91.3	2:16.335								
53	Steve CHAPLIN	COMPLETE UTILITIES													
1 -	Out 72.1	1:07.723	90.1	38.189	97.7	2:23.990	6 -	34.030	75.4	1:06.337	86.8	38.728	97.0	2:19.095	
2 -	31.218	107.0	59.055	92.3	33.106	98.4	2:03.379	7 -	30.391	107.9	58.137	83.8	35.214	99.3	2:03.742
3 -	31.355	106.9	57.765	93.2	33.318	98.3	2:02.438	8 -	31.045	108.6	55.915	93.9	32.574	99.0	1:59.534
4 -	30.753	107.0	56.861	93.2	33.002	98.5	2:00.616	9 -	30.317	107.9	56.201	93.7	32.451	98.3	1:58.969
5 -	30.369	106.7	57.268	92.9	33.014	98.8	2:00.651	10 -	30.003	108.4	56.056	94.1	32.154	98.5	1:58.213
66	Liam GRIFFIN	ADDISON LEE MOTORSPORT													
1 -	Out 76.4	1:04.999	89.2	35.835	94.9	2:23.261	6 -	29.881	105.5	54.690	91.8	32.630	93.9	1:57.201	
2 -	32.668	103.7	58.576	91.6	34.243	96.0	2:05.487	7 -	29.741	106.2	54.628	91.8	31.998	96.0	1:56.367
3 -	31.198	103.7	56.768	91.1	33.194	93.6	2:01.160	8 -	29.966	106.0	54.805	92.1	32.324	93.5	1:57.095
4 -	30.266	104.0	55.419	91.2	32.670	94.4	1:58.355	9 -	29.703	105.8	54.760	93.1	32.397	94.6	1:56.860
5 -	29.896	104.4	55.239	90.8	32.402	94.6	1:57.537	10 -	29.831	106.5	53.993	93.9	32.307	95.1	1:56.131
69	James WALKER	SLIDESPORTS													
1 -	Out 101.4	1:02.620	90.2	34.860	97.8	2:10.484	6 -	30.351	105.4	1:03.213	65.5	35.178	97.8	2:08.742	

Oulton Park International
Circuit Length = 2.6920 miles
Start: 14:07 End: 14:30

Weather / Track : Bright / Dry

Volkswagen Racing Cup

QUALIFYING - RACE 4 - ROUND 1 - SECTOR ANALYSIS

2 -	31.245	105.0	58.777	90.3	33.916	97.7	2:03.938	7 -	30.139	106.7	55.057	91.6	32.339	97.8	1:57.535	
3 -	30.761	106.0	59.061	90.6	In		2:08.649 P	8 -	29.880	107.5	54.364	91.4	32.122	97.5	1:56.366	
4 -	Out	94.9	1:00.203	91.2	34.390	98.4	3:14.582	9 -	29.977	106.9	54.668	97.7	32.296	97.8	1:56.941	
5 -	30.314	106.2	55.328	90.0	32.639	98.1	1:58.281									
77	Steve WALKER							RACINGLINE								
1 -	Out	93.9	1:08.146	86.9	36.355	92.4	2:18.315	5 -	31.043	104.4	56.588	92.4	33.306	95.9	2:00.937	
2 -	33.543	98.7	1:01.402	85.9	34.818	93.9	2:09.763	6 -	33.544	92.7	1:04.036	66.0	36.458	95.6	2:14.038	
3 -	32.334	100.0	58.440	91.9	33.347	96.8	2:04.121	7 -	30.966	103.9	56.888	90.6	33.733	93.9	2:01.587	
4 -	31.242	105.4	57.412	89.2	33.638	96.4	2:02.292	8 -	33.360	101.1	1:02.348	76.9	In		2:19.777 P	

Volkswagen Racing Cup

QUALIFYING - RACE 4 - ROUND 1 - BEST SECTOR TIMES

SECTOR 1			SECTOR 2			SECTOR 3			IDEAL / BEST COMPARISON							
POS	NO	NAME	TIME	NO	NAME	TIME	NO	NAME	TIME	POS	NO	NAME	IDEAL	BEST	DIFF	
1	66	GRIFFIN	29.703	66	GRIFFIN	53.993	66	GRIFFIN	31.998	1	66	GRIFFIN	1:55.694	1:56.131	0.437	
2	69	WALKER	29.880	69	WALKER	54.364	10	CULLEY	32.092	2	69	WALKER	1:56.366	1:56.366	0.000	
3	3	TAYLOR	29.908	10	CULLEY	54.783	69	WALKER	32.122	3	10	CULLEY	1:56.819	1:57.191	0.372	
4	10	CULLEY	29.944	14	FELIX	54.974	53	CHAPLIN	32.154	4	3	TAYLOR	1:57.294	1:57.443	0.149	
5	53	CHAPLIN	30.003	3	TAYLOR	54.998	14	FELIX	32.320	5	14	FELIX	1:57.362	1:57.674	0.312	
6	4	PERRY	30.008	1	FULBROOK	55.552	3	TAYLOR	32.388	6	53	CHAPLIN	1:58.072	1:58.213	0.141	
7	14	FELIX	30.068	20	KURTON	55.640	4	PERRY	32.434	7	4	PERRY	1:58.207	1:58.303	0.096	
8	1	FULBROOK	30.167	4	PERRY	55.765	1	FULBROOK	32.514	8	1	FULBROOK	1:58.233	1:58.561	0.328	
9	32	GRIFFIN	30.236	53	CHAPLIN	55.915	20	KURTON	32.669	9	20	KURTON	1:58.636	1:58.848	0.212	
10	20	KURTON	30.327	7	SNAYLAM	56.500	32	GRIFFIN	33.007	10	32	GRIFFIN	1:59.799	1:59.898	0.099	
11	37	CROSSLEY	30.413	32	GRIFFIN	56.556	2	BLUMSON	33.111	11	77	WALKER	2:00.860	2:00.937	0.077	
12	18	GREEN	30.645	77	WALKER	56.588	77	WALKER	33.306	12	9	WYHINNY	2:01.001	2:01.130	0.129	
13	9	WYHINNY	30.936	9	WYHINNY	56.678	9	WYHINNY	33.387	13	37	CROSSLEY	2:01.016	2:01.873	0.857	
14	27	SMITH	30.936	38	WOOD	56.762	27	SMITH	33.444	14	2	BLUMSON	2:01.461	2:01.873	0.412	
15	77	WALKER	30.966	17	MCINERNEY	56.823	37	CROSSLEY	33.585	15	7	SNAYLAM	2:01.509	2:01.595	0.086	
16	7	SNAYLAM	31.134	37	CROSSLEY	57.018	18	GREEN	33.629	16	27	SMITH	2:01.566	2:01.688	0.122	
17	2	BLUMSON	31.195	2	BLUMSON	57.155	7	SNAYLAM	33.875	17	38	WOOD	2:01.876	2:02.111	0.235	
18	38	WOOD	31.195	27	SMITH	57.186	38	WOOD	33.919	18	17	MCINERNEY	2:02.257	2:02.363	0.106	
19	41	DZIURZYNSKI	31.195	18	GREEN	58.403	17	MCINERNEY	34.148	19	18	GREEN	2:02.677	2:17.052	14.375	
20	17	MCINERNEY	31.286	36	WALEWSKA	58.894	36	WALEWSKA	34.390	20	36	WALEWSKA	2:05.161	2:06.231	1.070	
21	36	WALEWSKA	31.877	41	DZIURZYNSKI	1:01.404	41	DZIURZYNSKI	36.157	21	41	DZIURZYNSKI	2:08.756	2:16.335	7.579	
											Perfect Lap		1:55.694			

Volkswagen Racing Cup

QUALIFYING - RACE 4 - ROUND 1 - SPEED TRAPS

SECTOR 1				SECTOR 2			FINISH LINE			
POS	NO	NAME	MPH	NO	NAME	MPH	NO	NAME	MPH	
1	53	Steve CHAPLIN	108.6	1	Joe FULBROOK	95.1	1	Joe FULBROOK	100.0	
2	4	Jamie PERRY	108.2	2	Darren BLUMSON	94.1	2	Darren BLUMSON	99.4	
3	1	Joe FULBROOK	107.7	53	Steve CHAPLIN	94.1	53	Steve CHAPLIN	99.3	
4	69	James WALKER	107.5	10	Martyn CULLEY	94.0	4	Jamie PERRY	98.7	
5	14	Peter FELIX	107.2	66	Liam GRIFFIN	93.9	10	Martyn CULLEY	98.7	
6	3	Paul TAYLOR	107.0	4	Jamie PERRY	93.7	69	James WALKER	98.4	
7	20	Michael KURTON	107.0	14	Peter FELIX	92.4	3	Paul TAYLOR	98.3	
8	66	Liam GRIFFIN	106.5	77	Steve WALKER	92.4	14	Peter FELIX	98.3	
9	18	Roger GREEN	106.2	3	Paul TAYLOR	91.9	18	Roger GREEN	98.0	
10	36	Anna WALEWSKA	106.0	20	Michael KURTON	91.8	20	Michael KURTON	98.0	
11	2	Darren BLUMSON	105.8	36	Anna WALEWSKA	91.7	32	Kieran GRIFFIN	97.5	
12	32	Kieran GRIFFIN	105.8	69	James WALKER	91.7	36	Anna WALEWSKA	97.5	
13	10	Martyn CULLEY	105.7	18	Roger GREEN	91.2	41	Didge DZIURZYNSKI	96.8	
14	77	Steve WALKER	105.4	32	Kieran GRIFFIN	91.2	77	Steve WALKER	96.8	
15	17	Michael MCINERNEY	105.0	7	Timothy SNAYLAM	90.7	17	Michael MCINERNEY	96.6	
16	7	Timothy SNAYLAM	104.2	41	Didge DZIURZYNSKI	90.3	7	Timothy SNAYLAM	96.3	
17	41	Didge DZIURZYNSKI	104.0	27	Andrew SMITH	89.4	66	Liam GRIFFIN	96.0	
18	37	Dan CROSSLEY	103.6	37	Dan CROSSLEY	89.4	37	Dan CROSSLEY	94.6	
19	27	Andrew SMITH	100.6	17	Michael MCINERNEY	89.2	9	Peter WYHINNY	94.2	
20	9	Peter WYHINNY	100.5	9	Peter WYHINNY	88.7	38	Steve WOOD	92.2	
21	38	Steve WOOD	99.7	38	Steve WOOD	87.3	27	Andrew SMITH	90.6	

Weather / Track : Bright / Dry


www.tsl-timing.com

Oulton Park International
 Circuit Length = 2.6920 miles
 Start: 14:07 End: 14:30

Printed - 14.32 Saturday, 11 April 2009

Volkswagen Racing Cup

RACE 4 - ROUND 1 - GRID - AMENDED

ROW 11	38	Steve WOOD					
ROW 10		2:16.335	41	Didge DZIURZYNSKI	2:17.052	18	Roger GREEN
ROW 9	2:02.363	17	Michael MCINERNEY	2:06.231	36	Anna WALEWSKA	
ROW 8		2:01.873	37	Dan CROSSLEY	2:01.873	2	Darren BLUMSON
ROW 7	2:01.595	7	Timothy SNAYLAM	2:01.688	27	Andrew SMITH	
ROW 6		2:00.937	77	Steve WALKER	2:01.130	9	Peter WYHINNY
ROW 5	1:58.848	20	Michael KURTON	1:59.898	32	Kieran GRIFFIN	
ROW 4		1:58.303	4	Jamie PERRY	1:58.561	1	Joe FULBROOK
ROW 3	1:57.674	14	Peter FELIX	1:58.213	53	Steve CHAPLIN	
ROW 2		1:57.191	10	Martyn CULLEY	1:57.443	3	Paul TAYLOR
ROW 1	1:56.131	66	Liam GRIFFIN	1:56.366	69	James WALKER	
Pole							
							

Oulton Park International
Circuit Length = 2.6920 miles

These results are provisional until the conclusion of any judicial and technical matters.

Clerk of Course :

Timekeeper :

Volkswagen Racing Cup

RACE 4 - ROUND 1 - CLASSIFICATION

POS	NO	CL	DRIVER / TEAM	CAR	LAPS	TIME	GAP	DIFF	MPH	BEST	ON
1	3		Paul TAYLOR FAST & FURIOUS MOTORSPORT	Golf MkV	10	19:59.962			80.76	1:58.094	2
2	1		Joe FULBROOK WARRANTY DIRECT RACING	Bora 1.8T	10	20:10.568	10.606	10.606	80.05	1:58.217	6
3	20		Michael KURTON SLIDESPORTS	Scirocco 2.0 TSI GT	10	20:19.402	19.440	8.834	79.47	1:58.457	6
4	41		Didge DZIURZYNSKI WEST END PRECISION	Golf Mk	10	20:24.000	24.038	4.598	79.17	1:59.414	4
5	4		Jamie PERRY FORCE TEN MOTORSPORT	Golf MkV 2.0 Gti	10	20:24.306	24.344	0.306	79.15	1:57.506	10
6	10		Martyn CULLEY GOBLIN RACING	Beetle 3.2 Rsi	10	20:31.943	31.981	7.637	78.66	1:59.031	5
7	27		Andrew SMITH SMITHSPORT	Beetle Tdi	10	20:43.725	43.763	11.782	77.92	2:01.393	4
8	2		Darren BLUMSON FAST & FURIOUS MOTORSPORT	Beetle 3.2 Rsi	10	20:52.969	53.007	9.244	77.34	2:01.622	6
9	9		Peter WYHINNY VOLKSWAGEN RACING	Caddy Sportline	10	20:56.599	56.637	3.630	77.12	2:01.261	10
10	37		Dan CROSSLEY RACINGLINE	Golf Mk4	10	21:00.984	1:01.022	4.385	76.85	2:02.023	10
11	7		Timothy SNAYLAM RACINGLINE	Golf MkV 2.0 Gti	10	21:01.305	1:01.343	0.321	76.83	2:01.062	7
12	36		Anna WALEWSKA ANNA RACING	Golf MkV 2.0 Gti	10	21:02.264	1:02.302	0.959	76.77	2:02.147	7
13	8		Aaron MASON AWM MOTORSPORT	Golf MkV 2.0 Gti	10	21:05.417	1:05.455	3.153	76.58	2:02.441	9
14	17		Michael MCINERNEY RACINGLINE	Golf MkV 2.0 Gti	10	22:14.704	2:14.742	1:09.287	72.61	2:03.012	4
15	38		Steve WOOD	Golf MkV 2.0 Gti	7	21:19.629	3 laps	3 laps	53.01	2:03.600	6
NOT CLASSIFIED											
DNF	32		Kieran GRIFFIN ADDISON LEE MOTORSPORT	Golf MkV 2.0 Gti	6	12:27.181	4 laps	1 lap	77.82	1:59.675	6
DNF	14		Peter FELIX	Golf MkV 2.0 Gti	5	10:11.199	5 laps	1 lap	79.28	1:57.878	5
DNF	18		Roger GREEN VOLKSWAGEN RACING	Polo 1.8 GTi	5	10:40.344	5 laps	29.145	75.67	2:03.377	5
DNC	53		Steve CHAPLIN COMPLETE UTILITIES	Beetle 3.2 Rsi	4	22:16.933	6 laps	1 lap	28.99	2:02.622	2
DNF	66		Liam GRIFFIN ADDISON LEE MOTORSPORT	Scirocco 2.0 TSI GT	2	4:14.273	8 laps	2 laps	76.22	1:59.687	2
DNF	69		James WALKER SLIDESPORTS	Golf MkV 2.0 Gti	1	2:04.905	9 laps	1 lap	77.58	2:04.905	1
FASTEST LAP											
	4		Jamie PERRY FORCE TEN MOTORSPORT	Golf MkV 2.0 Gti	10	1:57.506			82.47 mph	132.73 kph	

Weather / Track : Cloudy / Dry

These results are provisional until the conclusion of any judicial and technical matters.

Oulton Park International
Circuit Length = 2.6920 miles
Start: 10:29 End: 10:52

Clerk of Course :		Timekeeper :
-------------------	--	--------------

Volkswagen Racing Cup

RACE 4 - ROUND 1 - LAP CHART

Lap 1			Lap 2			Lap 3			Lap 4			Lap 5		
No	Behind	Laptime	No	Behind	Laptime	No	Behind	Laptime	No	Behind	Laptime	No	Behind	Laptime
3		2:04.130	3		1:58.094	3		1:58.712	3		1:59.171	3		1:59.479
69	0.775	2:04.905	53	10.620	2:02.622	1	10.689	1:58.610	1	10.635	1:59.117	1	9.872	1:58.716
53	6.092	2:10.222	1	10.791	1:59.311	14	14.390	2:01.842	14	13.214	1:57.995	14	11.613	1:57.878
1	9.574	2:13.704	14	11.260	1:59.150	20	22.596	2:06.267	20	23.183	1:59.758	20	23.006	1:59.302
14	10.204	2:14.334	66	12.049	1:59.687	41	23.488	2:04.725	41	23.731	1:59.414	41	24.571	2:00.319
66	10.456	2:14.586	20	15.041	2:01.045	27	24.277	2:06.315	32	26.364	2:00.588	10	25.959	1:59.031
20	12.090	2:16.220	27	16.674	2:01.580	32	24.947	2:05.299	10	26.407	2:00.447	32	27.920	2:01.035
9	12.380	2:16.510	41	17.475	2:01.143	10	25.131	2:02.528	27	26.499	2:01.393	27	29.819	2:02.799
27	13.188	2:17.318	32	18.360	2:02.487	53	26.352	2:14.444 P	4	33.033	2:00.452	4	33.218	1:59.664
32	13.967	2:18.097	10	21.315	2:02.018	18	31.627	2:05.566	2	35.413	2:02.846	2	38.721	2:02.787
41	14.426	2:18.556	18	24.773	2:04.970	2	31.738	2:05.383	18	36.860	2:04.404	18	40.758	2:03.377
10	17.391	2:21.521	2	25.067	2:04.659	4	31.752	2:04.735	9	37.863	2:04.521	9	41.191	2:02.807
18	17.897	2:22.027	9	25.684	2:11.398	9	32.513	2:05.541	37	38.500	2:03.507	37	41.786	2:02.765
2	18.502	2:22.632	4	25.729	2:03.263	37	34.164	2:05.638	17	38.742	2:03.012	17	42.278	2:03.015
37	19.225	2:23.355	37	27.238	2:06.107	17	34.901	2:05.711	8	40.018	2:02.881	36	44.775	2:03.117
17	19.750	2:23.880	17	27.902	2:06.246	8	36.308	2:05.353	36	41.137	2:02.934	8	45.636	2:05.097
4	20.560	2:24.690	8	29.667	2:06.381	36	37.374	2:04.852	7	46.261	2:02.500	7	50.041	2:03.259
8	21.380	2:25.510	36	31.234	2:07.728	7	42.932	2:03.161				38	3 LAPS	3:49.426
36	21.600	2:25.730	7	38.483	2:03.912	38	2 LAPS	7:04.812 P						
7	32.665	2:36.795												

Volkswagen Racing Cup

RACE 4 - ROUND 1 - LAP CHART

Lap 6			Lap 7			Lap 8			Lap 9			Lap 10		
No	Behind	Laptime	No	Behind	Laptime	No	Behind	Laptime	No	Behind	Laptime	No	Behind	Laptime
3		1:59.561	3		1:59.982	3		2:00.131	3		2:00.121	3		2:00.581
1	8.528	1:58.217	1	9.443	2:00.897	1	10.196	2:00.884	1	10.211	2:00.136	1	10.606	2:00.976
20	21.902	1:58.457	20	21.373	1:59.453	20	20.919	1:59.677	20	20.165	1:59.367	20	19.440	1:59.856
41	24.956	1:59.946	41	24.684	1:59.710	41	24.429	1:59.876	41	24.924	2:00.616	41	24.038	1:59.695
10	25.771	1:59.373	10	25.305	1:59.516	10	27.026	2:01.852	4	27.419	1:57.826	4	24.344	1:57.506
32	28.034	1:59.675	4	31.375	1:59.040	4	29.714	1:58.470	10	30.145	2:03.240	10	31.981	2:02.417
27	32.308	2:02.050	27	34.843	2:02.517	27	37.020	2:02.308	27	42.233	2:05.334	27	43.763	2:02.111
4	32.317	1:58.660	2	43.162	2:02.362	2	46.987	2:03.956	2	50.060	2:03.194	2	53.007	2:03.528
2	40.782	2:01.622	37	47.937	2:02.839	37	50.976	2:03.170	9	55.957	2:04.037	9	56.637	2:01.261
37	45.080	2:02.855	17	49.214	2:03.300	9	52.041	2:02.401	37	59.580	2:08.725	37	1:01.022	2:02.023
17	45.896	2:03.179	9	49.771	2:03.143	17	56.596	2:07.513	36	1:00.024	2:02.761	7	1:01.343	2:01.639
9	46.610	2:04.980	36	50.251	2:02.147	36	57.384	2:07.264	7	1:00.285	2:02.648	36	1:02.302	2:02.859
36	48.086	2:02.872	7	53.488	2:01.062	7	57.758	2:04.401	8	1:01.657	2:02.441	8	1:05.455	2:04.379
8	49.858	2:03.783	8	53.655	2:03.779	8	59.337	2:05.813	17	1:10.204	2:13.729	38	3 LAPS	2:04.008
7	52.408	2:01.928	38	3 LAPS	2:06.918	38	3 LAPS	2:04.948	38	3 LAPS	2:03.600	17	2:14.742	3:05.119 P
38	3 LAPS	2:05.917										53	6 LAPS	1:04.904 5

Volkswagen Racing Cup

RACE 4 - ROUND 1 - SECTOR ANALYSIS

1	Joe FULBROOK										WARRANTY DIRECT RACING				
1 -	102.6	59.975	93.3	32.969	98.3	2:13.704	6 -	29.073	106.0	56.340	92.8	32.804	97.5	1:58.217	
2 -	29.528	104.9	57.141	93.9	32.642	99.6	1:59.311	7 -	29.898	105.5	57.948	91.9	33.051	96.7	2:00.897
3 -	29.325	105.4	56.695	93.3	32.590	97.5	1:58.610	8 -	29.676	105.2	57.877	92.4	33.331	96.8	2:00.884
4 -	29.447	104.9	56.969	93.5	32.701	97.5	1:59.117	9 -	29.562	104.9	57.574	92.3	33.000	96.8	2:00.136
5 -	29.330	104.7	56.989	93.6	32.397	96.7	1:58.716	10 -	29.743	104.9	57.842	92.1	33.391	89.0	2:00.976
2	Darren BLUMSON										FAST & FURIOUS MOTORSPORT				
1 -	98.8	1:03.595	80.7	34.494	98.3	2:22.632	6 -	30.328	101.1	58.265	93.7	33.029	97.3	2:01.622	
2 -	31.296	104.5	59.797	92.4	33.566	95.1	2:04.659	7 -	30.260	102.8	58.746	91.6	33.356	95.5	2:02.362
3 -	30.566	102.6	59.657	78.4	35.160	86.1	2:05.383	8 -	30.459	102.9	58.978	92.3	34.519	97.0	2:03.956
4 -	30.700	104.0	58.902	91.6	33.244	97.7	2:02.846	9 -	30.125	101.5	59.261	91.9	33.808	95.7	2:03.194
5 -	30.581	103.1	58.994	91.7	33.212	97.3	2:02.787	10 -	30.650	101.5	59.201	91.6	33.677	94.2	2:03.528
3	Paul TAYLOR										FAST & FURIOUS MOTORSPORT				
1 -	103.7	56.721	91.3	32.330	97.5	2:04.130	6 -	29.629	101.2	56.597	87.0	33.335	91.8	1:59.561	
2 -	28.998	104.2	56.412	91.6	32.684	96.7	1:58.094	7 -	29.879	100.8	56.813	83.7	33.290	92.3	1:59.982
3 -	29.468	103.7	56.733	91.2	32.511	97.3	1:58.712	8 -	29.916	101.1	56.954	86.8	33.261	92.4	2:00.131
4 -	29.181	105.0	56.037	88.5	33.953	92.7	1:59.171	9 -	29.655	100.8	56.948	86.8	33.518	90.7	2:00.121
5 -	29.913	100.9	56.685	87.8	32.881	93.2	1:59.479	10 -	30.055	99.6	57.244	86.4	33.282	91.8	2:00.581
4	Jamie PERRY										FORCE TEN MOTORSPORT				
1 -	94.5	1:03.202	90.6	34.903	97.7	2:24.690	6 -	29.575	104.7	56.770	94.7	32.315	98.5	1:58.660	
2 -	30.357	106.5	59.607	92.9	33.299	99.4	2:03.263	7 -	29.444	104.4	57.023	92.7	32.573	96.1	1:59.040
3 -	30.061	105.8	1:00.653	73.3	34.021	98.0	2:04.735	8 -	29.345	104.0	56.603	93.1	32.522	97.7	1:58.470
4 -	29.887	104.5	57.596	93.7	32.969	96.6	2:00.452	9 -	28.971	104.2	56.347	93.1	32.508	97.7	1:57.826
5 -	29.710	104.9	57.238	93.5	32.716	97.8	1:59.664	10 -	29.105	104.2	56.048	93.7	32.353	97.3	1:57.506
7	Timothy SNAYLAM										RACINGLINE				
1 -	101.1	1:16.349	70.6	36.690	90.7	2:36.795	6 -	30.091	102.5	57.756	90.7	34.081	93.7	2:01.928	
2 -	31.257	101.4	58.617	89.4	34.038	95.6	2:03.912	7 -	30.518	100.6	56.863	90.9	33.681	92.4	2:01.062
3 -	29.999	103.6	58.156	81.4	35.006	92.1	2:03.161	8 -	30.196	102.9	57.940	91.1	36.265	93.3	2:04.401
4 -	30.284	102.6	57.910	90.2	34.306	92.8	2:02.500	9 -	31.642	101.1	57.544	91.2	33.462	97.5	2:02.648
5 -	30.886	102.6	58.292	89.8	34.081	94.8	2:03.259	10 -	30.597	101.4	57.824	90.8	33.218	97.1	2:01.639
8	Aaron MASON										AWM MOTORSPORT				
1 -	97.8	1:03.744	83.9	36.137	91.2	2:25.510	6 -	30.853	90.4	59.048	97.4	33.882	96.3	2:03.783	
2 -	31.173	102.6	1:00.980	90.2	34.228	98.1	2:06.381	7 -	30.561	103.2	58.576	91.1	34.642	81.5	2:03.779
3 -	30.399	105.0	1:00.312	78.8	34.642	96.3	2:05.353	8 -	31.830	98.1	1:00.064	91.2	33.919	95.3	2:05.813
4 -	30.318	105.0	58.828	89.7	33.735	97.8	2:02.881	9 -	30.385	103.1	58.175	90.4	33.881	92.3	2:02.441
5 -	30.280	97.5	1:00.685	90.9	34.132	94.2	2:05.097	10 -	30.947	100.2	58.763	80.4	34.669	94.5	2:04.379
9	Peter WYHINNY										VOLKSWAGEN RACING				
1 -	98.3	1:00.380	90.2	33.657	95.3	2:16.510	6 -	30.169	101.7	1:01.315	87.8	33.496	94.9	2:04.980	
2 -	30.013	100.8	1:07.586	90.4	33.799	95.1	2:11.398	7 -	30.075	100.6	58.630	89.5	34.438	94.4	2:03.143
3 -	30.816	101.2	1:00.370	73.6	34.355	95.9	2:05.541	8 -	31.395	97.7	57.506	89.6	33.500	94.8	2:02.401
4 -	30.356	102.1	58.880	89.4	35.285	94.8	2:04.521	9 -	29.447	100.8	1:00.164	88.8	34.426	93.1	2:04.037
5 -	30.278	101.2	58.720	89.2	33.809	94.1	2:02.807	10 -	30.134	99.7	57.498	88.8	33.629	93.6	2:01.261
10	Martyn CULLEY										GOBLIN RACING				
1 -	102.8	1:03.502	85.7	34.164	97.7	2:21.521	6 -	29.565	104.4	57.269	93.5	32.539	97.4	1:59.373	
2 -	30.210	102.9	59.028	92.2	32.780	97.8	2:02.018	7 -	29.768	103.7	57.091	93.1	32.657	97.0	1:59.516
3 -	29.866	104.4	58.599	77.0	34.063	98.8	2:02.528	8 -	29.969	103.6	58.225	91.6	33.658	95.5	2:01.852
4 -	29.912	107.0	57.481	92.6	33.054	98.3	2:00.447	9 -	30.634	102.6	58.970	90.0	33.636	95.2	2:03.240
5 -	30.060	104.9	56.665	93.3	32.306	97.7	1:59.031	10 -	30.387	101.7	58.351	90.4	33.679	95.3	2:02.417
14	Peter FELIX														
1 -	102.5	1:00.247	92.7	32.770	93.5	2:14.334	4 -	29.199	106.9	56.276	86.9	32.520	97.1	1:57.995	
2 -	30.330	104.7	56.468	93.7	32.352	95.3	1:59.150	5 -	29.618	105.4	56.024	91.6	32.236	96.3	1:57.878
3 -	30.096	104.4	58.738	80.2	33.008	97.8	2:01.842								

Oulton Park International
Circuit Length = 2.6920 miles
Start: 10:29 End: 10:52

Weather / Track : Cloudy / Dry

Volkswagen Racing Cup

RACE 4 - ROUND 1 - SECTOR ANALYSIS

17	Michael MCINERNEY					RACINGLINE									
1-	97.0	1:03.798	77.9	34.945	96.6	2:23.880	6-	30.457	104.7	58.545	89.5	34.177	96.4	2:03.179	
2-	31.253	97.0	1:00.777	89.7	34.216	97.1	2:06.246	7-	30.512	103.1	58.317	88.8	34.471	95.5	2:03.300
3-	30.646	103.4	59.410	79.0	35.655	97.0	2:05.711	8-	32.127	94.1	59.617	87.2	35.769	93.7	2:07.513
4-	30.705	103.9	58.105	88.8	34.202	97.1	2:03.012	9-	33.180	86.0	1:03.014	81.3	37.535	91.5	2:13.729
5-	30.671	103.7	58.439	89.8	33.905	97.1	2:03.015	10-	33.700	92.4	1:03.384	81.7	ln		3:05.119 P
18	Roger GREEN					VOLKSWAGEN RACING									
1-	100.2	1:03.724	83.5	34.840	90.8	2:22.027	4-	30.611	103.4	59.094	84.4	34.699	94.1	2:04.404	
2-	31.422	101.7	59.985	89.4	33.563	96.1	2:04.970	5-	30.477	101.4	59.247	89.4	33.653	93.1	2:03.377
3-	30.238	103.4	59.965	71.2	35.363	94.9	2:05.566								
20	Michael KURTON					SLIDESPORTS									
1-	104.4	1:00.650	90.7	33.876	95.1	2:16.220	6-	29.350	105.7	56.563	90.8	32.544	96.1	1:58.457	
2-	29.929	104.5	58.078	89.6	33.038	95.7	2:01.045	7-	29.404	105.4	56.518	90.9	33.531	95.6	1:59.453
3-	29.867	105.0	1:01.938	57.1	34.462	92.3	2:06.267	8-	29.673	104.5	56.889	90.3	33.115	95.3	1:59.677
4-	30.069	105.0	56.917	88.8	32.772	95.9	1:59.758	9-	29.776	105.5	56.614	91.2	32.977	96.7	1:59.367
5-	29.694	105.0	56.843	90.4	32.765	96.7	1:59.302	10-	29.823	105.0	56.817	91.1	33.216	96.1	1:59.856
27	Andrew SMITH					SMITHSPORT									
1-	97.4	1:00.223		33.914	90.6	2:17.318	6-	30.224	98.4	58.155	89.0	33.671	91.7	2:02.050	
2-	30.127	100.6	58.038		33.415	92.3	2:01.580	7-	30.062	100.8	58.662	88.9	33.793	88.8	2:02.517
3-	29.775	100.2	1:01.676	49.9	34.864	90.1	2:06.315	8-	30.252	98.4	58.278	88.9	33.778	88.0	2:02.308
4-	29.903	99.3	57.489	89.7	34.001	92.4	2:01.393	9-	30.273	97.1	58.407	88.3	36.654	91.4	2:05.334
5-	30.665	100.3	58.669	88.9	33.465	89.4	2:02.799	10-	30.275	97.1	58.274	88.8	33.562	91.2	2:02.111
32	Kieran GRIFFIN					ADDISON LEE MOTORSPORT									
1-	95.3	1:01.459	90.8	33.921	96.8	2:18.097	4-	29.541	107.7	57.366	88.9	33.681	94.4	2:00.588	
2-	29.749	105.2	58.025	91.2	34.713	96.7	2:02.487	5-	30.525	102.3	57.258	90.9	33.252	95.6	2:01.035
3-	29.648	106.0	1:00.327	53.0	35.324	97.8	2:05.299	6-	29.607	105.4	56.960	91.6	33.108	95.9	1:59.675
36	Anna WALEWSKA					ANNA RACING									
1-	94.8	1:04.017	78.2	35.653	87.8	2:25.730	6-	30.055	99.7	59.212	91.6	33.605	91.1	2:02.872	
2-	31.098	102.5	1:01.771	82.3	34.859	81.7	2:07.728	7-	30.372	98.5	58.496	85.1	33.279	95.6	2:02.147
3-	30.667	101.5	59.977	83.7	34.208	88.0	2:04.852	8-	31.284	87.5	59.759	84.8	36.221	94.6	2:07.264
4-	30.514	100.8	58.834	92.3	33.586	88.8	2:02.934	9-	30.114	101.7	58.658	87.6	33.989	89.4	2:02.761
5-	30.284	100.2	58.965	82.3	33.868	95.5	2:03.117	10-	30.867	101.2	58.397	87.7	33.595	90.8	2:02.859
37	Dan CROSSLEY					RACINGLINE									
1-	99.6	1:03.786	80.7	34.746	92.7	2:23.355	6-	30.061	103.4	58.500	87.6	34.294	93.5	2:02.855	
2-	31.114	102.8	1:01.005	90.0	33.988	94.8	2:06.107	7-	30.538	100.5	58.512	88.9	33.789	93.7	2:02.839
3-	29.765	103.2	1:00.443	73.4	35.430	93.7	2:05.638	8-	30.217	102.0	58.959	88.3	33.994	92.8	2:03.170
4-	30.709	101.8	58.646	87.5	34.152	93.3	2:03.507	9-	30.345	100.3	1:00.042	87.8	38.338	93.9	2:08.725
5-	30.275	102.9	58.547	89.7	33.943	94.2	2:02.765	10-	30.208	101.8	58.118	88.9	33.697	93.7	2:02.023
38	Steve WOOD														
1-	96.3	5:52.307	60.4	ln		7:04.812 P	5-	31.105	96.0	59.867	85.4	33.976	91.3	2:04.948	
2-	86.9	1:02.948	85.8	34.691	90.2	3:49.426	6-	30.562	98.1	59.004	87.2	34.034	91.3	2:03.600	
3-	31.275	97.3	1:00.242	84.4	34.400	90.3	2:05.917	7-	30.403	98.5	59.751	86.7	33.854	91.1	2:04.008
4-	30.783	98.7	1:02.126	86.8	34.009	90.8	2:06.918								
41	Didge DZIURZYNSKI					WEST END PRECISION									
1-	103.1	1:00.193	92.9	34.060	97.7	2:18.556	6-	29.763	102.8	57.264	92.3	32.919	95.9	1:59.946	
2-	29.872	105.4	57.851	92.8	33.420	98.0	2:01.143	7-	29.715	103.9	56.895	91.6	33.100	96.8	1:59.710
3-	29.651	104.7	1:00.454	64.8	34.620	94.9	2:04.725	8-	29.463	103.2	57.043	91.3	33.370	95.7	1:59.876
4-	29.616	104.4	57.086	92.8	32.712	97.1	1:59.414	9-	30.035	100.5	57.613	91.8	32.968	96.1	2:00.616
5-	30.169	102.3	57.073	91.4	33.077	95.7	2:00.319	10-	29.581	102.3	56.892	91.2	33.222	95.6	1:59.695
53	Steve CHAPLIN					COMPLETE UTILITIES									
1-	105.5	59.573	92.8	33.544	97.1	2:10.222	3-	30.095	106.9	1:14.419	59.5	ln		2:14.444 P	
2-	30.228	106.0	58.848	93.1	33.546	97.1	2:02.622	4-			ln	ln		15:49.645 P	

Oulton Park International
Circuit Length = 2.6920 miles
Start: 10:29 End: 10:52

Weather / Track : Cloudy / Dry

Volkswagen Racing Cup

RACE 4 - ROUND 1 - SECTOR ANALYSIS

66	Liam GRIFFIN	ADDISON LEE MOTORSPORT												
1 -	104.2	59.068	92.7	33.590	94.5	2:14.586	2 -	30.391	103.7	56.700	90.4	32.596	94.5	1:59.687
69	James WALKER	SLIDESPORTS												
1 -	105.8	56.818	93.3	32.629	98.4	2:04.905								

Volkswagen Racing Cup

RACE 4 - ROUND 1 - BEST SECTOR TIMES

SECTOR 1			SECTOR 2			SECTOR 3			IDEAL / BEST COMPARISON						
POS	NO	NAME	TIME	NO	NAME	TIME	NO	NAME	TIME	POS	NO	NAME	IDEAL	BEST	DIFF
1	4	PERRY	28.971	14	FELIX	56.024	14	FELIX	32.236	1	4	PERRY	1:57.334	1:57.506	0.172
2	3	TAYLOR	28.998	3	TAYLOR	56.037	10	CULLEY	32.306	2	3	TAYLOR	1:57.365	1:58.094	0.729
3	1	FULBROOK	29.073	4	PERRY	56.048	4	PERRY	32.315	3	14	FELIX	1:57.459	1:57.878	0.419
4	14	FELIX	29.199	1	FULBROOK	56.340	3	TAYLOR	32.330	4	1	FULBROOK	1:57.810	1:58.217	0.407
5	69	WALKER	29.232	20	KURTON	56.518	1	FULBROOK	32.397	5	20	KURTON	1:58.412	1:58.457	0.045
6	66	GRIFFIN	29.246	10	CULLEY	56.665	20	KURTON	32.544	6	10	CULLEY	1:58.536	1:59.031	0.495
7	20	KURTON	29.350	66	GRIFFIN	56.700	66	GRIFFIN	32.596	7	66	GRIFFIN	1:58.542	1:59.687	1.145
8	9	WYHINNY	29.447	69	WALKER	56.818	69	WALKER	32.629	8	69	WALKER	1:58.679	2:04.905	6.226
9	41	DZIURZYNSKI	29.463	7	SNAYLAM	56.863	41	DZIURZYNSKI	32.712	9	41	DZIURZYNSKI	1:59.067	1:59.414	0.347
10	32	GRIFFIN	29.541	41	DZIURZYNSKI	56.892	2	BLUMSON	33.029	10	32	GRIFFIN	1:59.609	1:59.675	0.066
11	10	CULLEY	29.565	32	GRIFFIN	56.960	32	GRIFFIN	33.108	11	7	SNAYLAM	2:00.080	2:01.062	0.982
12	37	CROSSLEY	29.765	27	SMITH	57.489	7	SNAYLAM	33.218	12	9	WYHINNY	2:00.441	2:01.261	0.820
13	27	SMITH	29.775	9	WYHINNY	57.498	36	WALEWSKA	33.279	13	27	SMITH	2:00.679	2:01.393	0.714
14	7	SNAYLAM	29.999	17	MCINERNEY	58.105	27	SMITH	33.415	14	2	BLUMSON	2:01.419	2:01.622	0.203
15	36	WALEWSKA	30.055	37	CROSSLEY	58.118	9	WYHINNY	33.496	15	37	CROSSLEY	2:01.580	2:02.023	0.443
16	53	CHAPLIN	30.095	8	MASON	58.175	53	CHAPLIN	33.544	16	36	WALEWSKA	2:01.731	2:02.147	0.416
17	18	GREEN	30.124	2	BLUMSON	58.265	18	GREEN	33.563	17	8	MASON	2:02.190	2:02.441	0.251
18	2	BLUMSON	30.125	36	WALEWSKA	58.397	37	CROSSLEY	33.697	18	17	MCINERNEY	2:02.467	2:03.012	0.545
19	8	MASON	30.280	53	CHAPLIN	58.848	8	MASON	33.735	19	53	CHAPLIN	2:02.487	2:02.622	0.135
20	38	WOOD	30.403	38	WOOD	59.004	38	WOOD	33.854	20	18	GREEN	2:02.781	2:03.377	0.596
21	17	MCINERNEY	30.457	18	GREEN	59.094	17	MCINERNEY	33.905	21	38	WOOD	2:03.261	2:03.600	0.339
											Perfect Lap		1:57.231		

Volkswagen Racing Cup

RACE 4 - ROUND 1 - SPEED TRAPS

SECTOR 1				SECTOR 2			FINISH LINE			
POS	NO	NAME	MPH	NO	NAME	MPH	NO	NAME	MPH	
1	32	Kieran GRIFFIN	107.7	4	Jamie PERRY	94.1	1	Joe FULBROOK	99.6	
2	10	Martyn CULLEY	107.0	1	Joe FULBROOK	93.9	4	Jamie PERRY	99.4	
3	14	Peter FELIX	106.9	10	Martyn CULLEY	93.5	10	Martyn CULLEY	98.8	
4	53	Steve CHAPLIN	106.9	69	James WALKER	93.3	69	James WALKER	98.4	
5	4	Jamie PERRY	106.5	2	Darren BLUMSON	93.1	2	Darren BLUMSON	98.3	
6	1	Joe FULBROOK	106.0	14	Peter FELIX	93.1	8	Aaron MASON	98.1	
7	69	James WALKER	105.8	53	Steve CHAPLIN	93.1	41	Didge DZIURZYNSKI	98.0	
8	20	Michael KURTON	105.7	41	Didge DZIURZYNSKI	92.9	14	Peter FELIX	97.8	
9	41	Didge DZIURZYNSKI	105.4	66	Liam GRIFFIN	92.7	32	Kieran GRIFFIN	97.8	
10	3	Paul TAYLOR	105.0	36	Anna WALEWSKA	92.3	3	Paul TAYLOR	97.5	
11	8	Aaron MASON	105.0	3	Paul TAYLOR	91.6	7	Timothy SNAYLAM	97.5	
12	17	Michael MCINERNEY	104.7	32	Kieran GRIFFIN	91.6	17	Michael MCINERNEY	97.1	
13	2	Darren BLUMSON	104.5	8	Aaron MASON	91.4	53	Steve CHAPLIN	97.1	
14	66	Liam GRIFFIN	104.2	7	Timothy SNAYLAM	91.2	20	Michael KURTON	96.7	
15	7	Timothy SNAYLAM	103.6	20	Michael KURTON	91.2	18	Roger GREEN	96.1	
16	18	Roger GREEN	103.4	9	Peter WYHINNY	90.4	9	Peter WYHINNY	95.9	
17	37	Dan CROSSLEY	103.4	37	Dan CROSSLEY	90.0	36	Anna WALEWSKA	95.6	
18	36	Anna WALEWSKA	102.5	17	Michael MCINERNEY	89.8	37	Dan CROSSLEY	94.8	
19	9	Peter WYHINNY	102.1	27	Andrew SMITH	89.7	66	Liam GRIFFIN	94.5	
20	27	Andrew SMITH	100.8	18	Roger GREEN	89.4	27	Andrew SMITH	92.4	
21	38	Steve WOOD	98.7	38	Steve WOOD	87.2	38	Steve WOOD	91.3	

Weather / Track : Cloudy / Dry

www.tsl-timing.com

Oulton Park International
Circuit Length = 2.6920 miles
Start: 10:29 End: 10:52

Printed - 10.53 Monday, 13 April 2009


Volkswagen Racing Cup

RACE 4 - ROUND 1 - POSITION CHART

No	Name	Laps Pos	1	2	3	4	5	6	7	8	9	10
			3	Paul TAYLOR	1	3	3	3	3	3	3	3
69	James WALKER	2	69	53	1	1	1	1	1	1	1	1
53	Steve CHAPLIN	3	53	1	14	14	14	20	20	20	20	20
1	Joe FULBROOK	4	1	14	20	20	20	41	41	41	41	41
14	Peter FELIX	5	14	66	41	41	41	10	10	10	4	4
66	Liam GRIFFIN	6	66	20	27	32	10	32	4	4	10	10
20	Michael KURTON	7	20	27	32	10	32	27	27	27	27	27
9	Peter WYHINNY	8	9	41	10	27	27	4	2	2	2	2
27	Andrew SMITH	9	27	32	53	4	4	2	37	37	9	9
32	Kieran GRIFFIN	10	32	10	18	2	2	37	17	9	37	37
41	Didge DZIURZYNSKI	11	41	18	2	18	18	17	9	17	36	7
10	Martyn CULLEY	12	10	2	4	9	9	9	36	36	7	36
18	Roger GREEN	13	18	9	9	37	37	36	7	7	8	8
2	Darren BLUMSON	14	2	4	37	17	17	8	8	8	17	17
37	Dan CROSSLEY	15	37	37	17	8	36	7	38			
17	Michael MCINERNEY	16	17	17	8	36	8	38				
4	Jamie PERRY	17	4	8	36	7	7					
8	Aaron MASON	18	8	36	7	38	38					
36	Anna WALEWSKA	19	36	7	38	53						
7	Timothy SNAYLAM	20	7	38								
38	Steve WOOD	21	38									

Volkswagen Racing Cup

RACE 8 - ROUND 2 - GRID

ROW 11	69 James WALKER	
ROW 10	53 Steve CHAPLIN	66 Liam GRIFFIN
ROW 9	14 Peter FELIX	18 Roger GREEN
ROW 8	38 Steve WOOD	32 Kieran GRIFFIN
ROW 7	8 Aaron MASON	17 Michael MCINERNEY
ROW 6	7 Timothy SNAYLAM	36 Anna WALEWSKA
ROW 5	9 Peter WYHINNY	37 Dan CROSSLEY
ROW 4	27 Andrew SMITH	2 Darren BLUMSON
ROW 3	1 Joe FULBROOK	3 Paul TAYLOR
ROW 2	41 Didge DZIURZYNSKI	20 Michael KURTON
ROW 1	10 Martyn CULLEY	4 Jamie PERRY
Pole		
		

Oulton Park International
Circuit Length = 2.6920 miles

These results are provisional until the conclusion of any judicial and technical matters.

Clerk of Course :

Timekeeper :

Volkswagen Racing Cup

RACE 8 - ROUND 2 - CLASSIFICATION - AMENDED

POS	NO	CL	DRIVER / TEAM	CAR	LAPS	TIME	GAP	DIFF	MPH	BEST	ON
1	41		Didge DZIURZYNSKI WEST END PRECISION	Golf Mk	9	21:23.572			67.95	2:00.369	9
2	1		Joe FULBROOK WARRANTY DIRECT RACING	Bora 1.8T	9	21:23.733	0.161	0.161	67.94	2:00.276	9
3	3		Paul TAYLOR FAST & FURIOUS MOTORSPORT	Golf MkV	9	21:25.853	2.281	2.120	67.83	2:00.591	9
4	9		Peter WYHINNY VOLKSWAGEN RACING	Caddy Sportline	9	21:27.201	3.629	1.348	67.76	2:00.442	9
5	20		Michael KURTON SLIDESPORTS	Scirocco 2.0 TSI GT	9	21:27.661	4.089	0.460	67.73	2:00.292	9
6	53		Steve CHAPLIN COMPLETE UTILITIES	Beetle 3.2 Rsi	9	21:27.902	4.330	0.241	67.72	1:59.871	7
7	4		Jamie PERRY FORCE TEN MOTORSPORT	Golf MkV 2.0 Gti	9	21:28.392	4.820	0.490	67.69	1:59.299	7
8	7		Timothy SNAYLAM RACINGLINE	Golf MkV 2.0 Gti	9	21:29.151	5.579	0.759	67.65	2:00.071	9
9	27		Andrew SMITH SMITHSPORT	Beetle Tdi	9	21:35.883	12.311	6.732	67.30	2:02.227	9
10	2		Darren BLUMSON FAST & FURIOUS MOTORSPORT	Beetle 3.2 Rsi	9	21:38.404	14.832	2.521	67.17	2:01.401	9
11	32		Kieran GRIFFIN ADDISON LEE MOTORSPORT	Golf MkV 2.0 Gti	9	21:39.315	15.743	0.911	67.12	2:01.424	9
12	8		Aaron MASON AWM MOTORSPORT	Golf MkV 2.0 Gti	9	21:51.617	28.045	12.302	66.49	2:03.997	7
13	36		Anna WALEWSKA ANNA RACING	Golf MkV 2.0 Gti	9	21:53.600	30.028	1.983	66.39	2:04.883	9
14	69		James WALKER SLIDESPORTS	Golf MkV 2.0 Gti	8	21:40.194	1 lap	1 lap	59.62	1:57.891	8
15	38		Steve WOOD	Golf MkV 2.0 Gti	7	21:54.671	2 laps	1 lap	51.60	2:03.193	7
NOT CLASSIFIED											
DNF	17		Michael MCINERNEY RACINGLINE	Golf MkV 2.0 Gti	8	19:50.378	1 lap	0.000	65.13	2:06.001	8
DNF	18		Roger GREEN VOLKSWAGEN RACING	Polo 1.8 GTi	7	18:00.718	2 laps	1 lap	62.77	2:05.935	2
DNF	10		Martyn CULLEY GOBLIN RACING	Beetle 3.2 Rsi	2	4:09.846	7 laps	5 laps	77.57	2:03.813	2
DNF	66		Liam GRIFFIN ADDISON LEE MOTORSPORT	Scirocco 2.0 TSI GT	2	4:23.492	7 laps	13.646	73.56	2:05.075	2
DNF	37		Dan CROSSLEY RACINGLINE	Golf Mk4	0						
DQ	14		Peter FELIX	Golf MkV 2.0 Gti	9	21:24.095	0.523	0.000	67.92		9
FASTEST LAP											
	69		James WALKER SLIDESPORTS	Golf MkV 2.0 Gti	8	1:57.891			82.20 mph	132.29 kph	

Car 14 - Excluded from results following post race scrutineering as per regulation C(d) 34

Weather / Track : Bright / Dry

These results are provisional until the conclusion of any judicial and technical matters.

Oulton Park International
Circuit Length = 2.6920 miles
Start: 15:17 End: 15:40

Clerk of Course :		Timekeeper :	
-------------------	--	--------------	--

Volkswagen Racing Cup

RACE 8 - ROUND 2 - LAP CHART

Lap 1			Lap 2			Lap 3			Lap 4			Lap 5		
No	Behind	Laptime	No	Behind	Laptime	No	Behind	Laptime	No	Behind	Laptime	No	Behind	Laptime
10		2:06.033	10		2:03.813	41		2:03.214	41		3:16.647	41		3:43.407
3	3.349	2:09.382	41	4.244	2:04.256	3	1.014	2:03.183	3	0.846	3:16.479	3	0.615	3:43.176
41	3.801	2:09.834	3	5.289	2:05.753	20	1.401	2:03.102	20	1.814	3:17.060	20	1.293	3:42.886
20	4.482	2:10.515	20	5.757	2:05.088	1	1.673	2:02.713	1	2.556	3:17.530	1	1.537	3:42.388
1	5.153	2:11.186	9	6.376	2:04.162	9	2.536	2:03.618	9	3.637	3:17.748	9	2.233	3:42.003
9	6.027	2:12.060	1	6.418	2:05.078	14	2.814	2:01.973	14	4.214	3:18.047	14	2.448	3:41.641
7	8.323	2:14.356	14	8.299	2:03.214	27	6.257	2:02.969	27	5.078	3:15.468	27	3.442	3:41.771
27	8.656	2:14.689	27	10.746	2:05.903	7	6.601	2:02.223	7	6.321	3:16.367	7	6.585	3:43.671
14	8.898	2:14.931	7	11.836	2:07.326	53	6.858	2:02.228	53	7.641	3:17.430	53	6.817	3:42.583
2	9.530	2:15.563	53	12.088	2:05.977	2	10.833	2:06.157	2	8.325	3:14.139	2	7.137	3:42.219
53	9.924	2:15.957	2	12.134	2:06.417	4	12.285	2:05.757	4	10.443	3:14.805	4	8.705	3:41.669
32	10.413	2:16.446	66	13.646	2:05.075	32	13.165	2:06.282	18	11.645	3:14.888	18	9.497	3:41.259
18	11.938	2:17.971	4	13.986	2:04.875	18	13.404	2:06.802	32	12.744	3:16.226	32	11.395	3:42.058
66	12.384	2:18.417	18	14.060	2:05.935	36	14.720	2:06.018	36	13.918	3:15.845	36	12.156	3:41.645
38	12.789	2:18.822	32	14.341	2:07.741	17	20.197	2:07.938	17	14.852	3:11.302	17	13.570	3:42.125
4	12.924	2:18.957	36	16.160	2:05.584	8	21.098	2:08.158	8	15.577	3:11.126	8	14.996	3:42.826
36	14.389	2:20.422	17	19.717	2:07.737	38	1 LAP	5:15.183				38	2 LAPS	6:00.417
17	15.793	2:21.826	8	20.398	2:07.819	69	2:21.012	2:41.687 P				69	1 LAP	5:04.575
8	16.392	2:22.425	69	1:46.783	3:21.343									
69	29.253	2:35.286 P												

Volkswagen Racing Cup

RACE 8 - ROUND 2 - LAP CHART

Lap 6			Lap 7			Lap 8			Lap 9		
No	Behind	Laptime	No	Behind	Laptime	No	Behind	Laptime	No	Behind	Laptime
41		2:02.857	41		2:01.577	41		2:01.411	41		2:00.369
3	1.100	2:03.342	1	1.278	2:01.345	1	0.254	2:00.387	1	0.161	2:00.276
1	1.510	2:02.830	3	1.818	2:02.295	3	2.059	2:01.652	14	0.523	1:57.491
9	2.188	2:02.812	9	2.363	2:01.752	14	3.401	2:02.300	3	2.281	2:00.591
14	2.352	2:02.761	14	2.512	2:01.737	9	3.556	2:02.604	9	3.629	2:00.442
20	3.287	2:04.851	20	3.126	2:01.416	20	4.166	2:02.451	20	4.089	2:00.292
27	5.129	2:04.544	53	3.753	1:59.871	53	4.345	2:02.003	53	4.330	2:00.354
53	5.459	2:01.499	4	4.252	1:59.299	4	4.433	2:01.592	4	4.820	2:00.756
7	6.381	2:02.653	7	6.243	2:01.439	7	5.877	2:01.045	7	5.579	2:00.071
4	6.530	2:00.682	27	9.434	2:05.882	27	10.453	2:02.430	27	12.311	2:02.227
2	10.990	2:06.710	2	12.776	2:03.363	2	13.800	2:02.435	2	14.832	2:01.401
32	11.623	2:03.085	32	13.411	2:03.365	32	14.688	2:02.688	32	15.743	2:01.424
36	15.468	2:06.169	8	20.269	2:03.997	69	1 LAP	1:58.457	69	1 LAP	1:57.891
8	17.849	2:05.710	36	21.468	2:07.577	8	23.191	2:04.333	8	28.045	2:05.223
17	17.999	2:07.286	69	1 LAP	2:00.978	36	25.514	2:05.457	36	30.028	2:04.883
18	22.258	2:15.618	17	22.585	2:06.163	17	27.175	2:06.001	38	2 LAPS	2:03.193
69	1 LAP	1:59.977	38	2 LAPS	2:05.115	38	2 LAPS	2:03.236			
38	2 LAPS	2:08.705	18	38.926	2:18.245 P						

Volkswagen Racing Cup

RACE 8 - ROUND 2 - SECTOR ANALYSIS

1	Joe FULBROOK											WARRANTY DIRECT RACING										
1 -	101.2	1:00.035	92.3	33.362	98.4	2:11.186	6 -	30.899	103.2	58.851	93.3	33.080	97.5	2:02.830								
2 -	31.859	90.7	1:00.042	92.6	33.177	98.7	2:05.078	7 -	29.928	105.5	58.456	93.5	32.961	97.1	2:01.345							
3 -	31.169	102.3	58.129	93.1	33.415	92.2	2:02.713	8 -	29.919	104.7	57.569	92.2	32.899	98.4	2:00.387							
4 -	44.977	51.8	1:32.768	46.8	59.785	42.9	3:17.530	9 -	29.866	103.9	57.525	92.3	32.885	98.1	2:00.276							
5 -	53.016	47.6	1:52.583	49.1	56.789	95.6	3:42.388															
2	Darren BLUMSON											FAST & FURIOUS MOTORSPORT										
1 -	103.2	1:01.696	91.8	34.887	99.4	2:15.563	6 -	31.645	101.2	1:01.563	91.8	33.502	98.7	2:06.710								
2 -	31.807	98.7	1:00.778	92.2	33.832	97.7	2:06.417	7 -	30.505	104.5	59.606	92.2	33.252	98.8	2:03.363							
3 -	31.971	103.1	1:00.624	92.2	33.562	92.9	2:06.157	8 -	30.565	104.4	58.932	92.1	32.938	98.5	2:02.435							
4 -	42.564	59.9	1:32.385	44.1	59.190	44.8	3:14.139	9 -	29.977	102.6	58.550	93.5	32.874	96.4	2:01.401							
5 -	53.543	48.7	1:52.720	54.1	55.956	96.1	3:42.219															
3	Paul TAYLOR											FAST & FURIOUS MOTORSPORT										
1 -	98.0	59.757	84.4	34.455	88.5	2:09.382	6 -	30.917	97.7	58.746	86.3	33.679	92.7	2:03.342								
2 -	32.010	95.5	59.727	86.1	34.016	92.3	2:05.753	7 -	30.299	98.8	58.112	86.4	33.884	92.9	2:02.295							
3 -	30.835	97.4	58.511	86.7	33.837	91.9	2:03.183	8 -	30.477	98.5	57.573	86.7	33.602	92.8	2:01.652							
4 -	44.080	57.3	1:32.749	47.4	59.650	44.2	3:16.479	9 -	30.012	99.3	57.554	87.4	33.025	93.3	2:00.591							
5 -	53.050	44.3	1:52.665	49.0	57.461	90.6	3:43.176															
4	Jamie PERRY											FORCE TEN MOTORSPORT										
1 -	103.4	59.904	91.7	33.362	97.3	2:18.957	6 -	29.965	104.9	57.686	94.0	33.031	98.1	2:00.682								
2 -	31.828	101.1	59.218	93.3	33.829	96.1	2:04.875	7 -	29.826	106.2	57.134	93.6	32.339	98.3	1:59.299							
3 -	30.217	106.7	1:00.841	93.2	34.699	73.7	2:05.757	8 -	29.913	106.7	58.404	92.4	33.275	99.1	2:01.592							
4 -	43.073	63.2	1:31.996	46.5	59.736	46.4	3:14.805	9 -	30.187	106.7	57.486	93.9	33.083	98.4	2:00.756							
5 -	53.233	54.3	1:53.072	60.6	55.364	98.8	3:41.669															
7	Timothy SNAYLAM											RACINGLINE										
1 -	98.3	1:01.902	86.6	34.352	96.0	2:14.356	6 -	31.009	105.0	58.486	97.6	33.158	97.1	2:02.653								
2 -	33.423	99.7	59.279	89.0	34.624	93.3	2:07.326	7 -	30.463	106.2	57.781	90.3	33.195	95.9	2:01.439							
3 -	31.140	103.4	57.766	89.1	33.317	88.5	2:02.223	8 -	29.850	105.2	57.614	90.0	33.581	96.4	2:01.045							
4 -	43.809	60.0	1:33.202	48.5	59.356	48.4	3:16.367	9 -	29.817	106.5	57.365	90.1	32.889	97.5	2:00.071							
5 -	52.899	40.7	1:52.452	47.5	58.320	94.6	3:43.671															
8	Aaron MASON											AWM MOTORSPORT										
1 -	93.2	1:04.542	85.6	36.031	95.6	2:22.425	6 -	30.722	101.8	1:00.943	90.2	34.045	92.6	2:05.710								
2 -	32.220	92.8	1:01.594	89.1	34.005	94.6	2:07.819	7 -	31.260	101.2	58.502	91.3	34.235	96.4	2:03.997							
3 -	31.570	98.7	1:01.122	86.4	35.466	91.1	2:08.158	8 -	31.196	98.0	59.115	87.8	34.022	95.2	2:04.333							
4 -	38.232	64.2	1:32.502	41.5	1:00.392	43.2	3:11.126	9 -	31.022	100.6	59.075	88.0	35.126	76.5	2:05.223							
5 -	53.930	54.1	1:52.670	48.3	56.226	94.4	3:42.826															
9	Peter WYHINNY											VOLKSWAGEN RACING										
1 -	98.3	1:00.156	90.0	33.751	94.8	2:12.060	6 -	30.570	102.6	58.972	89.8	33.270	94.9	2:02.812								
2 -	30.103	100.0	59.928	90.0	34.131	94.5	2:04.162	7 -	29.748	100.9	58.440	89.8	33.564	94.2	2:01.752							
3 -	31.555	98.0	58.556	88.8	33.507	94.8	2:03.618	8 -	30.121	99.6	58.606	89.7	33.877	93.6	2:02.604							
4 -	44.764	53.5	1:33.001	47.1	59.983	45.2	3:17.748	9 -	29.708	100.5	57.525	89.5	33.209	94.4	2:00.442							
5 -	52.860	45.0	1:52.590	50.7	56.553	92.6	3:42.003															
10	Martyn CULLEY											GOBLIN RACING										
1 -	103.2	57.798	91.7	32.961	96.0	2:06.033	2 -	30.704	100.6	58.887	90.2	34.222	72.2	2:03.813								
14	Peter FELIX																					
1 -	102.0	1:01.638	91.2	34.054	96.8	2:14.931	6 -	30.562	103.9	59.499	92.3	32.700	97.0	2:02.761								
2 -	31.381	100.9	58.745	90.8	33.088	95.1	2:03.214	7 -	29.885	108.2	58.392	93.3	33.460	95.2	2:01.737							
3 -	30.804	103.7	58.147	91.4	33.022	82.0	2:01.973	8 -	30.120	105.5	58.628	91.1	33.552	99.6	2:02.300							
4 -	44.960	53.0	1:33.432	50.3	59.655	43.0	3:18.047	9 -	29.038	105.4	56.301	92.6	32.152	98.1	1:57.491							
5 -	52.900	44.6	1:52.535	49.3	56.206	94.1	3:41.641															
17	Michael MCINERNEY											RACINGLINE										
1 -	98.5	1:03.679	87.4	35.134	96.0	2:21.826	5 -	53.641	56.9	1:52.532	49.3	55.952	93.9	3:42.125								
2 -	32.277	99.6	1:00.491	88.0	34.969	95.5	2:07.737	6 -	31.789	100.6	1:00.419	88.5	35.078	94.4	2:07.286							

Oulton Park International
Circuit Length = 2.6920 miles
Start: 15:17 End: 15:40

Weather / Track : Bright / Dry

Volkswagen Racing Cup

RACE 8 - ROUND 2 - SECTOR ANALYSIS

3 -	31.815	100.8	1:00.597	87.8	35.526	92.4	2:07.938	7 -	31.585	102.8	59.558	87.8	35.020	95.2	2:06.163
4 -	38.359	65.0	1:32.212	44.6	1:00.731	40.5	3:11.302	8 -	31.797	99.7	59.425	87.5	34.779	95.2	2:06.001
18	Roger GREEN				VOLKSWAGEN RACING										
1 -		97.7	1:01.816	85.8	34.178	94.5	2:17.971	5 -	53.185	52.2	1:52.986	58.9	55.088	96.3	3:41.259
2 -	30.888	100.2	1:00.471	86.5	34.576	93.3	2:05.935	6 -	29.711	102.6	1:11.127	86.3	34.780	90.6	2:15.618
3 -	30.918	97.5	1:01.075	88.3	34.809	72.4	2:06.802	7 -	32.990	89.7	1:03.221	86.5	ln		2:18.245 P
4 -	43.289	61.3	1:31.642	46.4	59.957	47.3	3:14.888								
20	Michael KURTON				SLIDESPORTS										
1 -		100.3	59.812	90.3	33.348	95.9	2:10.515	6 -	31.470	101.5	59.517	91.2	33.864	96.4	2:04.851
2 -	30.881	99.9	1:00.208	91.1	33.999	95.6	2:05.088	7 -	29.916	105.4	58.198	91.3	33.302	96.7	2:01.416
3 -	30.681	100.9	58.614	91.3	33.807	91.3	2:03.102	8 -	30.479	105.2	58.090	90.8	33.882	97.3	2:02.451
4 -	44.579	55.5	1:32.746	47.9	59.685	41.6	3:17.060	9 -	29.952	104.7	57.128	91.2	33.212	97.4	2:00.292
5 -	53.014	44.1	1:52.427	51.8	57.445	95.2	3:42.886								
27	Andrew SMITH				SMITHSPORT										
1 -		98.5	1:01.523	87.6	34.470	91.2	2:14.689	6 -	30.572	98.4	59.976	89.2	33.996	90.0	2:04.544
2 -	32.141	96.6	59.689	88.2	34.073	90.4	2:05.903	7 -	30.689	99.7	1:00.103	71.4	35.090	87.4	2:05.882
3 -	30.814	97.4	58.562	88.9	33.593	86.5	2:02.969	8 -	30.489	97.8	58.334	89.1	33.607	89.1	2:02.430
4 -	42.074	53.8	1:33.709	47.4	59.685	49.6	3:15.468	9 -	30.507	97.4	58.140	88.9	33.580	89.1	2:02.227
5 -	53.075	42.2	1:52.509	45.9	56.187	88.6	3:41.771								
32	Kieran GRIFFIN				ADDISON LEE MOTORSPORT										
1 -		99.0	1:01.942	90.6	34.067	96.7	2:16.446	6 -	30.399	103.4	59.188	89.0	33.498	95.9	2:03.085
2 -	31.980	101.1	1:01.282	89.4	34.479	97.3	2:07.741	7 -	30.117	104.2	59.623	89.6	33.625	95.7	2:03.365
3 -	30.800	93.3	1:01.072	89.2	34.410	92.4	2:06.282	8 -	30.151	105.2	58.983	90.2	33.554	94.8	2:02.688
4 -	42.994	62.7	1:32.939	44.3	1:00.293	45.4	3:16.226	9 -	29.753	105.2	58.206	90.6	33.465	94.8	2:01.424
5 -	53.394	55.7	1:52.971	52.6	55.693	96.3	3:42.058								
36	Anna WALEWSKA				ANNA RACING										
1 -		95.7	1:04.590	86.3	34.584	95.5	2:20.422	6 -	30.869	97.0	1:00.598	85.7	34.702	88.2	2:06.169
2 -	31.757	96.8	59.922	92.1	33.905	97.1	2:05.584	7 -	31.384	96.8	1:00.284	81.8	35.909	87.8	2:07.577
3 -	31.032	96.8	1:00.370	86.1	34.616	86.6	2:06.018	8 -	31.716	101.1	59.296	82.6	34.445	94.8	2:05.457
4 -	42.899	59.7	1:32.238	44.3	1:00.708	44.8	3:15.845	9 -	31.061	94.5	59.929	88.2	33.893	93.5	2:04.883
5 -	53.081	56.5	1:53.092	50.6	55.472	97.4	3:41.645								
38	Steve WOOD				WEST END PRECISION										
1 -		102.3	1:04.274	83.7	35.053	96.4	2:18.822	5 -	31.553	97.0	59.215	86.3	34.347	91.2	2:05.115
2 -	32.030	99.7	4:02.374	71.1	40.779	86.1	5:15.183	6 -	30.538	98.3	58.753	87.4	33.945	91.7	2:03.236
3 -	34.044	94.4	4:41.655	33.3	44.718	88.8	6:00.417	7 -	30.674	98.3	58.574	87.4	33.945	91.9	2:03.193
4 -	32.713	94.9	1:00.726	86.1	35.266	90.8	2:08.705								
41	Didge DZIURZYNSKI				WEST END PRECISION										
1 -		98.5	58.967	90.2	33.445	96.1	2:09.834	6 -	30.510	101.5	58.687	90.1	33.660	95.1	2:02.857
2 -	30.772	100.3	59.033	89.4	34.451	94.8	2:04.256	7 -	30.307	101.2	57.911	90.4	33.359	95.1	2:01.577
3 -	30.833	100.0	58.682	90.3	33.699	94.5	2:03.214	8 -	30.242	101.8	57.666	90.9	33.503	96.3	2:01.411
4 -	44.293	55.1	1:32.541	48.9	59.813	45.1	3:16.647	9 -	29.654	102.1	57.537	91.3	33.178	97.3	2:00.369
5 -	52.905	47.6	1:52.451	53.4	58.051	94.5	3:43.407								
53	Steve CHAPLIN				COMPLETE UTILITIES										
1 -		103.6	1:01.200	93.6	34.546	98.7	2:15.957	6 -	30.400	105.2	58.178	93.9	32.921	98.0	2:01.499
2 -	32.075	104.5	1:00.304	93.7	33.598	94.5	2:05.977	7 -	29.914	106.2	57.423	94.0	32.534	98.8	1:59.871
3 -	31.432	105.5	58.009	92.9	32.787	94.8	2:02.228	8 -	30.156	107.0	58.149	93.9	33.698	96.0	2:02.003
4 -	44.803	61.6	1:32.652	48.6	59.975	46.9	3:17.430	9 -	30.098	107.7	57.115	95.1	33.141	99.3	2:00.354
5 -	52.956	41.9	1:53.185	54.1	56.442	93.3	3:42.583								
66	Liam GRIFFIN				ADDISON LEE MOTORSPORT										
1 -		102.1	1:02.487	90.8	33.974	96.0	2:18.417	2 -	30.720	103.1	1:00.265	84.7	34.090	94.5	2:05.075
69	James WALKER				SLIDESPORTS										
1 -		100.8	1:08.197	81.0	ln		2:35.286 P	5 -	29.673	106.4	57.475	91.4	32.829	98.0	1:59.977
2 -	Out	92.7	1:07.443	74.8	38.094	86.0	3:21.343	6 -	29.377	107.0	57.424	89.8	34.177	97.5	2:00.978

Oulton Park International
Circuit Length = 2.6920 miles
Start: 15:17 End: 15:40

Weather / Track : Bright / Dry

Volkswagen Racing Cup

RACE 8 - ROUND 2 - SECTOR ANALYSIS

3 -	38.178	77.2	1:14.740	68.0	In	2:41.687 P	7 -	29.320	106.2	56.735	91.4	32.402	97.8	1:58.457	
4 -	Out	101.7	1:03.521	87.7	34.550	97.5	5:04.575	8 -	29.070	106.4	56.172	91.7	32.649	97.5	1:57.891

Volkswagen Racing Cup

RACE 8 - ROUND 2 - BEST SECTOR TIMES

SECTOR 1			SECTOR 2			SECTOR 3			IDEAL / BEST COMPARISON						
POS	NO	NAME	TIME	NO	NAME	TIME	NO	NAME	TIME	POS	NO	NAME	IDEAL	BEST	DIFF
1	14	FELIX	29.038	69	WALKER	56.172	14	FELIX	32.152	1	14	FELIX	1:57.491	1:57.491	0.000
2	69	WALKER	29.070	14	FELIX	56.301	4	PERRY	32.339	2	69	WALKER	1:57.644	1:57.891	0.247
3	41	DZIURZYNSKI	29.654	53	CHAPLIN	57.115	69	WALKER	32.402	3	4	PERRY	1:59.299	1:59.299	0.000
4	9	WYHINNY	29.708	20	KURTON	57.128	53	CHAPLIN	32.534	4	53	CHAPLIN	1:59.563	1:59.871	0.308
5	18	GREEN	29.711	4	PERRY	57.134	2	BLUMSON	32.874	5	7	SNAYLAM	2:00.071	2:00.071	0.000
6	32	GRIFFIN	29.753	7	SNAYLAM	57.365	1	FULBROOK	32.885	6	20	KURTON	2:00.256	2:00.292	0.036
7	7	SNAYLAM	29.817	1	FULBROOK	57.525	7	SNAYLAM	32.889	7	1	FULBROOK	2:00.276	2:00.276	0.000
8	4	PERRY	29.826	9	WYHINNY	57.525	10	CULLEY	32.961	8	41	DZIURZYNSKI	2:00.369	2:00.369	0.000
9	1	FULBROOK	29.866	41	DZIURZYNSKI	57.537	3	TAYLOR	33.025	9	9	WYHINNY	2:00.442	2:00.442	0.000
10	53	CHAPLIN	29.914	3	TAYLOR	57.554	41	DZIURZYNSKI	33.178	10	3	TAYLOR	2:00.591	2:00.591	0.000
11	20	KURTON	29.916	10	CULLEY	57.798	9	WYHINNY	33.209	11	2	BLUMSON	2:01.401	2:01.401	0.000
12	2	BLUMSON	29.977	27	SMITH	58.140	20	KURTON	33.212	12	32	GRIFFIN	2:01.424	2:01.424	0.000
13	3	TAYLOR	30.012	32	GRIFFIN	58.206	32	GRIFFIN	33.465	13	10	CULLEY	2:01.463	2:03.813	2.350
14	66	GRIFFIN	30.174	8	MASON	58.502	27	SMITH	33.580	14	27	SMITH	2:02.209	2:02.227	0.018
15	27	SMITH	30.489	2	BLUMSON	58.550	36	WALEWSKA	33.893	15	38	WOOD	2:03.057	2:03.193	0.136
16	38	WOOD	30.538	38	WOOD	58.574	38	WOOD	33.945	16	8	MASON	2:03.229	2:03.997	0.768
17	10	CULLEY	30.704	36	WALEWSKA	59.296	66	GRIFFIN	33.974	17	36	WALEWSKA	2:04.058	2:04.883	0.825
18	8	MASON	30.722	17	MCINERNEY	59.425	8	MASON	34.005	18	18	GREEN	2:04.360	2:05.935	1.575
19	36	WALEWSKA	30.869	66	GRIFFIN	1:00.265	18	GREEN	34.178	19	66	GRIFFIN	2:04.413	2:05.075	0.662
20	17	MCINERNEY	31.585	18	GREEN	1:00.471	17	MCINERNEY	34.779	20	17	MCINERNEY	2:05.789	2:06.001	0.212
												Perfect Lap	1:57.362		

Volkswagen Racing Cup

RACE 8 - ROUND 2 - SPEED TRAPS

SECTOR 1				SECTOR 2			FINISH LINE			
POS	NO	NAME	MPH	NO	NAME	MPH	NO	NAME	MPH	
1	14	Peter FELIX	108.2	53	Steve CHAPLIN	95.1	14	Peter FELIX	99.6	
2	53	Steve CHAPLIN	107.7	4	Jamie PERRY	94.0	2	Darren BLUMSON	99.4	
3	69	James WALKER	107.0	1	Joe FULBROOK	93.5	53	Steve CHAPLIN	99.3	
4	4	Jamie PERRY	106.7	2	Darren BLUMSON	93.5	4	Jamie PERRY	99.1	
5	7	Timothy SNAYLAM	106.5	14	Peter FELIX	93.3	1	Joe FULBROOK	98.7	
6	1	Joe FULBROOK	105.5	36	Anna WALEWSKA	92.1	69	James WALKER	98.0	
7	20	Michael KURTON	105.4	69	James WALKER	91.7	7	Timothy SNAYLAM	97.5	
8	32	Kieran GRIFFIN	105.2	7	Timothy SNAYLAM	91.6	20	Michael KURTON	97.4	
9	66	Liam GRIFFIN	104.7	8	Aaron MASON	91.3	36	Anna WALEWSKA	97.4	
10	2	Darren BLUMSON	104.5	20	Michael KURTON	91.3	32	Kieran GRIFFIN	97.3	
11	10	Martyn CULLEY	103.2	41	Didge DZIURZYNSKI	91.3	41	Didge DZIURZYNSKI	97.3	
12	17	Michael MCINERNEY	102.8	10	Martyn CULLEY	91.1	8	Aaron MASON	96.4	
13	9	Peter WYHINNY	102.6	66	Liam GRIFFIN	90.8	38	Steve WOOD	96.4	
14	18	Roger GREEN	102.6	32	Kieran GRIFFIN	90.6	18	Roger GREEN	96.3	
15	38	Steve WOOD	102.3	9	Peter WYHINNY	90.0	10	Martyn CULLEY	96.0	
16	41	Didge DZIURZYNSKI	102.1	27	Andrew SMITH	89.2	17	Michael MCINERNEY	96.0	
17	8	Aaron MASON	101.8	17	Michael MCINERNEY	88.5	66	Liam GRIFFIN	96.0	
18	36	Anna WALEWSKA	101.1	18	Roger GREEN	88.3	9	Peter WYHINNY	94.9	
19	27	Andrew SMITH	99.7	3	Paul TAYLOR	87.4	3	Paul TAYLOR	93.3	
20	3	Paul TAYLOR	99.3	38	Steve WOOD	87.4	27	Andrew SMITH	91.2	

Weather / Track : Bright / Dry

www.tsl-timing.com

Oulton Park International
 Circuit Length = 2.6920 miles
 Start: 15:17 End: 15:40

Printed - 15.42 Monday, 13 April 2009

Volkswagen Racing Cup

RACE 8 - ROUND 2 - POSITION CHART

No	Name	Laps Pos	1	2	3	4	5	6	7	8	9
			10	Martyn CULLEY	1	10	10	41	41	41	41
3	Paul TAYLOR	2	3	41	3	3	3	3	1	1	1
41	Didge DZIURZYNSI	3	41	3	20	20	20	1	3	3	14
20	Michael KURTON	4	20	20	1	1	1	9	9	14	3
1	Joe FULBROOK	5	1	9	9	9	9	14	14	9	9
9	Peter WYHINNY	6	9	1	14	14	14	20	20	20	20
7	Timothy SNAYLAM	7	7	14	27	27	27	27	53	53	53
27	Andrew SMITH	8	27	27	7	7	7	53	4	4	4
14	Peter FELIX	9	14	7	53	53	53	7	7	7	7
2	Darren BLUMSON	10	2	53	2	2	2	4	27	27	27
53	Steve CHAPLIN	11	53	2	4	4	4	2	2	2	2
32	Kieran GRIFFIN	12	32	66	32	18	18	32	32	32	32
18	Roger GREEN	13	18	4	18	32	32	36	8	8	8
66	Liam GRIFFIN	14	66	18	36	36	36	8	36	36	36
38	Steve WOOD	15	38	32	17	17	17	17	17	17	17
4	Jamie PERRY	16	4	36	8	8	8	18	18	69	
36	Anna WALEWSKA	17	36	17	69	69	69	69	69	69	
17	Michael MCINERNE	18	17	8	38	38	38	38	38		
8	Aaron MASON	19	8	69							
69	James WALKER	20	69	38							