



# Volkswagen Racing Cup

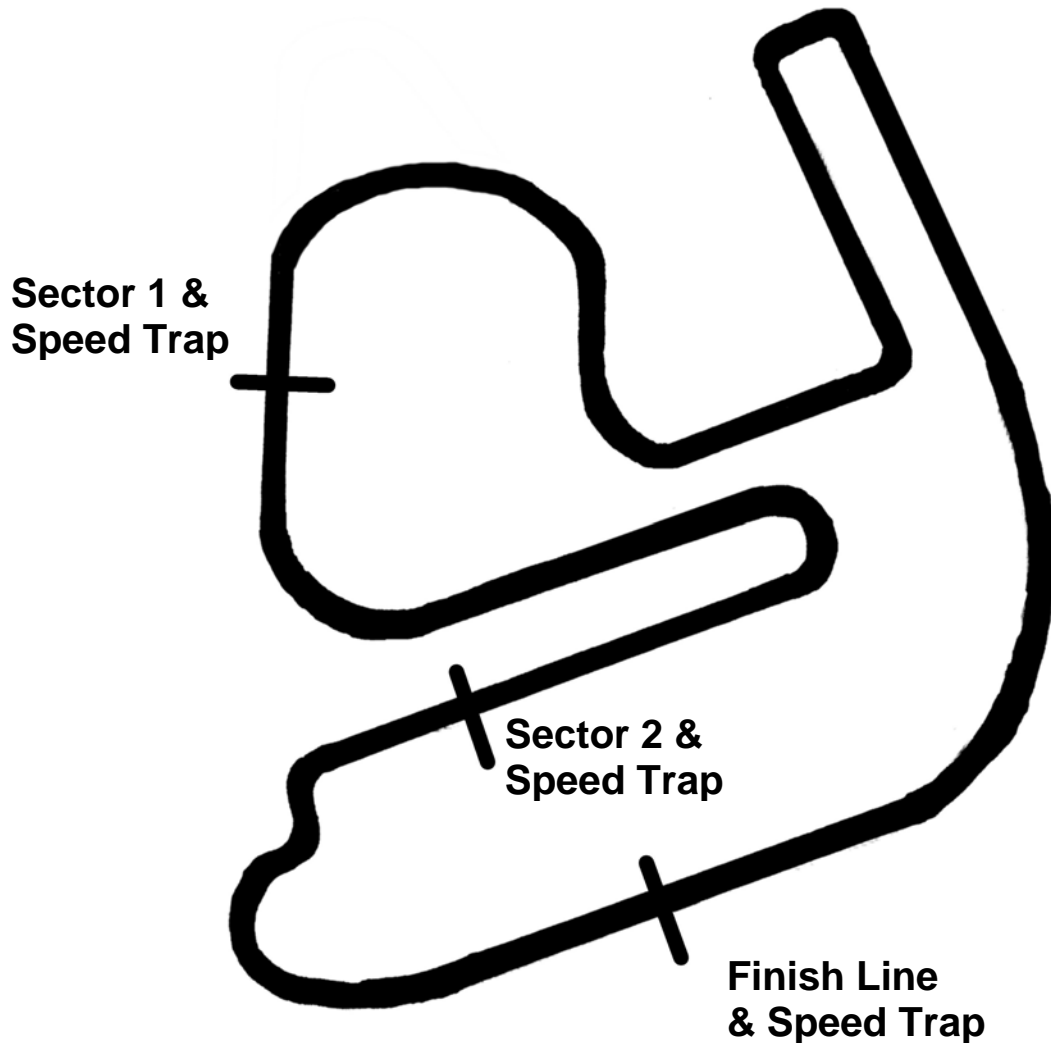
Rockingham Circuit

28th - 30th September 2007



Results Provided by MST Sports Timing Ltd  
[www.msttiming.com](http://www.msttiming.com)

# ROCKINGHAM INTERNATIONAL SPORTS CAR CIRCUIT



Circuit Length – 1.94 miles  
Intermediate 1 is 20m before the 100m board  
Intermediate 2 is 100m before the 100m board

# Volkswagen Racing Cup Championship

## QUALIFYING - RACE 2 - CLASSIFICATION

POS	NO	CL	NAME	ENTRY	TIME	ON	LAPS	GAP	DIFF	MPH
1	2		<b>Darren BLUMSON</b>	Beetle RSi - Fast & Furious Motorsport	<b>1:33.677</b>	7	12			74.55
2	1		<b>Paul TAYLOR</b>	Golf Mk5 R32 - Taylor Heating	<b>1:34.316</b>	7	12	<b>0.639</b>	0.639	74.04
3	20		<b>Richard WALKER</b>	Golf Mk5 GTi - Walker & Son	<b>1:34.368</b>	11	12	<b>0.691</b>	0.052	74.00
4	10		<b>Martyn CULLEY</b>	Vento VR6 - Goblin Racing	<b>1:34.381</b>	11	13	<b>0.704</b>	0.013	73.99
5	4		<b>Jamie PERRY</b>	Golf Mk4 V6 - Force Ten	<b>1:34.843</b>	11	12	<b>1.166</b>	0.462	73.63
6	53		<b>Steve CHAPLIN</b>	Beetle RSi - Complete Utilities	<b>1:35.088</b>	12	12	<b>1.411</b>	0.245	73.44
7	13		<b>Joe FULBROOK</b>	Bora 1.8T -	<b>1:35.253</b>	12	12	<b>1.576</b>	0.165	73.31
8	38		<b>Steve WOOD</b>	Golf Mk5 GTi - Allard Turner Motorsport	<b>1:35.330</b>	9	10	<b>1.653</b>	0.077	73.26
9	42		<b>Alex DZIURZYNSKI</b>	Corrado - West End Precision	<b>1:36.086</b>	11	12	<b>2.409</b>	0.756	72.68
10	34		<b>Tony GILHAM</b>	Golf Mk5 GTi - Regal Autosport	<b>1:36.152</b>	12	12	<b>2.475</b>	0.066	72.63
11	41		<b>Didge DZIURZYNSKI</b>	Golf Mk2 Gti - West End Precision	<b>1:36.315</b>	9	11	<b>2.638</b>	0.163	72.51
12	6		<b>Paul LLOYD-ROACH</b>	Beetle RSi - Avenues Race Engineering	<b>1:37.312</b>	10	11	<b>3.635</b>	0.997	71.76
13	17		<b>Michael MCINERNEY</b>	Golf Mk5 GTi - RacingLine	<b>1:37.792</b>	12	12	<b>4.115</b>	0.480	71.41
14	27		<b>Andrew SMITH</b>	Golf Mk3 VR6 -	<b>1:37.901</b>	8	10	<b>4.224</b>	0.109	71.33
15	8		<b>Paul WYHINNY</b>	Beetle RSi - RacingLine	<b>1:38.132</b>	12	12	<b>4.455</b>	0.231	71.16
16	9		<b>Peter WYHINNY</b>	Vent VR6 - RacingLine	<b>1:38.425</b>	6	7	<b>4.748</b>	0.293	70.95
17	3		<b>Richard KINGSNORTH</b>	Golf Mk4 TDi - Fast & Furious Motorsport	<b>1:38.636</b>	7	11	<b>4.959</b>	0.211	70.80
18	33		<b>John QUARTERMAINE</b>	Golf Mk3 16v -	<b>1:40.783</b>	7	7	<b>7.106</b>	2.147	69.29
19	11		<b>Barrie CULLEY</b>	Vento VR6 - Goblin Racing	<b>1:41.340</b>	8	11	<b>7.663</b>	0.557	68.91
20	5		<b>Doug ROSS</b>	Polo 2.0 -	<b>1:42.546</b>	4	5	<b>8.869</b>	1.206	68.10
21	51		<b>Jason AUCOCK</b>	Golf Mk5 TSi - Volkswagen Racing UK	<b>1:46.145</b>	5	11	<b>12.468</b>	3.599	65.79

Weather / Track : Cloudy / Dry

These results are provisional until the conclusion of any judicial and technical matters.

Rockingham International  
Circuit Length = 1.9400 miles  
Start: 11:24 End: 11:47

Clerk of Course :

Timekeeper :

# Volkswagen Racing Cup Championship

## QUALIFYING - RACE 2 - SECTOR ANALYSIS

<b>1</b>	<b>Paul TAYLOR</b>										Taylor Heating				
1-	52.535	85.7	25.513	88.3	19.912	109.0	1:37.960	7-	49.765	90.2	24.798	89.1	19.753	109.8	<b>1:34.316</b>
2-	51.806	85.9	25.471	88.4	20.187	107.9	1:37.464	8-	<b>49.530</b>	<b>90.4</b>	25.207	<b>89.4</b>	19.792	<b>110.1</b>	1:34.529
3-	50.717	89.0	25.129	88.1	19.836	109.0	1:35.682	9-	49.648	85.7	25.101	<b>89.4</b>	20.205	109.8	1:34.954
4-	50.396	89.6	25.006	87.7	19.858	109.1	1:35.260	10-	51.130	88.2	24.903	88.3	<b>19.584</b>	109.4	1:35.617
5-	49.872	90.0	24.711	88.4	19.840	109.0	1:34.423	11-	50.021	86.1	<b>24.674</b>	88.8	20.141	109.3	1:34.836
6-	57.761	59.7	30.644	81.8	19.983	109.4	1:48.388	12-	49.989	88.8	24.978	88.5	19.902	109.8	1:34.869
<b>2</b>	<b>Darren BLUMSON</b>										Fast & Furious Motorsport				
1-	Out	81.0	26.710	79.8	20.651	108.0	1:46.920	7-	<b>49.377</b>	88.5	<b>24.676</b>	<b>88.3</b>	<b>19.624</b>	<b>110.9</b>	<b>1:33.677</b>
2-	1:03.987	84.4	25.702	84.7	20.190	107.0	1:49.879	8-	1:09.233	67.7	27.959	85.7	20.188	110.2	1:57.380
3-	52.872	84.5	25.263	85.3	20.120	108.0	1:38.255	9-	50.097	90.1	24.838	87.2	19.954	110.7	1:34.889
4-	50.888	89.0	25.018	86.5	20.154	106.2	1:36.060	10-	50.092	<b>90.2</b>	24.977	87.4	19.893	110.7	1:34.962
5-	50.832	89.4	24.875	84.6	20.103	107.7	1:35.810	11-	58.531	90.0	24.687	88.0	19.906	<b>110.9</b>	1:34.776
6-	50.187	87.2	24.889	86.7	19.689	109.1	1:34.765	12-	50.702	81.6	24.844	85.1	In		1:36.277 P
<b>3</b>	<b>Richard KINGSNORTH</b>										Fast & Furious Motorsport				
1-	Out	71.5	28.259	83.1	22.740	101.4	2:24.595	7-	<b>51.817</b>	82.4	<b>26.090</b>	83.6	20.729	104.5	<b>1:38.636</b>
2-	57.337	<b>83.0</b>	27.344	83.5	23.106	101.3	1:47.787	8-	55.487	79.1	26.422	<b>84.0</b>	22.143	101.2	1:44.052
3-	56.299	79.5	27.855	82.5	21.904	103.4	1:46.058	9-	53.621	79.7	27.026	83.4	20.699	<b>105.5</b>	1:41.346
4-	55.858	78.4	27.241	82.5	21.242	105.1	1:44.341	10-	58.531	49.1	33.035	82.0	21.419	104.1	1:52.985
5-	54.032	81.4	26.961	83.5	21.864	<b>105.5</b>	1:42.857	11-	52.977	79.2	26.158	83.6	In		1:39.836 P
6-	52.549	82.3	26.301	83.8	<b>20.541</b>	104.3	1:39.391								
<b>4</b>	<b>Jamie PERRY</b>										Force Ten				
1-	Out	65.4	29.807	83.2	23.388	107.6	1:56.539	7-	52.471	85.6	25.027	<b>86.6</b>	20.184	106.8	1:37.682
2-	56.261	76.4	27.157	81.0	20.429	106.7	1:43.847	8-	51.188	88.1	25.211	85.5	20.444	107.6	1:36.843
3-	53.156	86.4	25.469	<b>86.6</b>	20.400	107.0	1:39.025	9-	51.050	87.8	25.210	85.7	19.998	<b>108.0</b>	1:36.258
4-	52.984	84.8	25.976	86.5	19.996	107.9	1:38.956	10-	50.214	<b>89.6</b>	24.983	86.0	19.966	107.9	1:35.163
5-	52.029	86.8	25.813	83.5	20.421	107.0	1:38.263	11-	<b>50.136</b>	88.8	<b>24.763</b>	85.2	<b>19.944</b>	107.4	<b>1:34.843</b>
6-	50.983	87.2	25.350	85.2	21.407	104.3	1:37.740	12-	50.499	85.3	25.063	85.3	20.124	107.3	1:35.686
<b>5</b>	<b>Doug ROSS</b>														
1-	Out	72.3	30.015	84.2	22.011	102.3	2:00.129	4-	55.518	82.4	26.120	84.9	<b>20.908</b>	102.1	<b>1:42.546</b>
2-	58.160	80.1	27.126	81.5	22.770	101.0	1:48.056	5-	<b>53.729</b>	<b>83.9</b>	<b>26.005</b>	<b>85.4</b>	In		1:37.956 P
3-	56.455	83.4	26.453	84.9	21.200	<b>102.9</b>	1:44.108								
<b>6</b>	<b>Paul LLOYD-ROACH</b>										Avenues Race Engineering				
1-	Out	69.6	30.620	77.4	24.497	98.2	2:05.287	7-	53.181	81.6	25.896	85.6	20.615	<b>108.4</b>	1:39.692
2-	59.352	78.8	28.113	84.1	22.680	104.2	1:50.145	8-	51.575	84.8	25.614	86.3	<b>20.562</b>	107.3	1:37.751
3-	58.217	74.3	30.227	44.9	30.254	86.9	1:58.698	9-	52.454	82.7	25.652	86.7	20.581	107.3	1:38.687
4-	55.796	82.8	25.953	86.7	20.681	107.1	1:42.430	10-	<b>51.217</b>	<b>86.5</b>	<b>25.418</b>	<b>86.8</b>	20.677	107.3	<b>1:37.312</b>
5-	54.783	81.8	26.161	86.1	20.842	107.9	1:41.786	11-	51.624	85.2	26.555	84.6	In		1:39.768 P
6-	54.134	80.1	26.396	85.6	20.769	107.6	1:41.299								
<b>8</b>	<b>Paul WYHINNY</b>										RacingLine				
1-	Out	67.7	31.224	81.0	23.767	98.8	2:03.929	7-	52.799	81.8	25.821	84.3	20.822	103.5	1:39.442
2-	1:01.990	77.8	28.969	82.6	22.276	100.6	1:53.235	8-	52.323	79.0	26.954	84.9	21.207	102.5	1:40.484
3-	56.896	80.0	28.256	75.5	22.388	100.4	1:47.540	9-	53.472	83.1	25.761	<b>85.3</b>	20.810	103.4	1:40.043
4-	55.120	80.3	26.617	83.7	21.577	102.3	1:43.314	10-	51.755	<b>83.3</b>	26.996	84.4	20.958	<b>103.8</b>	1:39.709
5-	54.346	80.9	28.479	83.7	21.930	102.3	1:44.755	11-	54.720	76.0	27.037	84.8	21.085	102.9	1:42.842
6-	53.851	80.5	27.127	79.2	22.322	102.9	1:43.300	12-	<b>51.721</b>	82.5	<b>25.704</b>	84.1	<b>20.707</b>	103.2	<b>1:38.132</b>
<b>9</b>	<b>Peter WYHINNY</b>										RacingLine				
1-	Out	70.5	27.626	87.0	21.793	102.0	1:53.708	5-	52.023	84.2	25.794	84.4	20.783	105.1	1:38.600
2-	58.174	79.9	25.880	<b>89.7</b>	<b>20.585</b>	<b>108.4</b>	1:44.639	6-	<b>51.749</b>	85.4	25.913	85.4	20.763	104.8	<b>1:38.425</b>
3-	53.526	<b>86.4</b>	<b>25.400</b>	88.7	20.668	106.2	1:39.594	7-	1:10.401	55.3	34.433	58.3	In		2:08.879 P
4-	52.772	74.1	26.525	84.6	20.664	104.5	1:39.961								
<b>10</b>	<b>Martyn CULLEY</b>										Goblin Racing				
1-	Out	82.4	26.498	88.9	20.901	109.3	1:45.710	8-	50.640	88.9	<b>24.482</b>	<b>89.8</b>	19.775	<b>112.0</b>	1:34.897
2-	53.246	85.7	25.919	89.0	20.526	109.6	1:39.691	9-	50.097	<b>90.0</b>	35.271	44.5	24.388	110.2	1:49.756
3-	52.794	84.2	24.975	89.7	20.022	109.4	1:37.791	10-	50.135	89.8	24.665	89.7	21.389	109.6	1:36.189

Rockingham International  
Circuit Length = 1.9400 miles  
Start: 11:24 End: 11:47

Weather / Track : Cloudy / Dry

# Volkswagen Racing Cup Championship

## QUALIFYING - RACE 2 - SECTOR ANALYSIS

4-	50.936	87.7	24.674	89.4	20.036	109.6	1:35.646	11-	<i>49.896</i>	89.8	24.603	<i>89.8</i>	19.882	111.0	<b>1:34.381</b>
5-	52.284	85.9	25.441	87.4	21.435	109.6	1:39.160	12-	50.344	83.8	25.245	89.5	19.886	109.9	1:35.475
6-	50.977	87.6	25.113	87.5	19.918	109.9	1:36.008	13-	49.982	88.3	24.759	68.1	22.984	107.4	1:37.725
7-	50.194	88.0	24.701	88.8	<i>19.762</i>	110.6	1:34.657								
<b>11</b>	<b>Barrie CULLEY</b>			Goblin Racing											
1-	Out	58.5	30.794	79.5	22.426	101.4	2:04.011	7-	54.098	<i>82.8</i>	26.760	83.2	21.062	<i>106.7</i>	1:41.920
2-	1:00.752	62.4	29.094	82.2	21.871	105.1	1:51.717	8-	54.303	80.0	26.225	<i>87.0</i>	<i>20.812</i>	106.4	<b>1:41.340</b>
3-	59.636	74.3	27.729	85.6	22.031	104.3	1:49.396	9-	<i>53.767</i>	82.3	26.137	86.7	22.794	83.5	1:42.698
4-	56.976	72.4	28.513	83.4	22.210	104.6	1:47.699	10-	1:03.067	62.3	30.963	83.6	22.128	<i>106.7</i>	1:56.158
5-	55.568	82.4	27.769	85.6	21.276	104.9	1:44.613	11-	54.671	74.7	<i>26.068</i>	86.7	21.415	105.2	1:42.154
6-	55.427	81.1	26.964	86.3	21.194	105.2	1:43.585								
<b>13</b>	<b>Joe FULBROOK</b>			Goblin Racing											
1-	Out	74.2	27.864	88.3	21.504	108.0	1:52.666	7-	51.684	88.3	24.815	89.0	20.272	110.2	1:36.771
2-	56.693	81.4	27.026	87.7	21.773	108.2	1:45.492	8-	50.635	89.4	24.858	88.4	20.141	109.8	1:35.634
3-	54.617	84.3	26.268	88.7	21.193	109.1	1:42.078	9-	51.071	<i>91.3</i>	25.076	88.7	20.039	110.2	1:36.186
4-	54.585	87.8	26.099	88.5	20.928	109.8	1:41.612	10-	50.865	87.4	24.780	88.5	20.102	109.6	1:35.747
5-	53.738	86.6	25.609	<i>88.5</i>	21.212	105.1	1:40.559	11-	52.609	90.6	<i>24.693</i>	88.4	19.903	110.1	1:37.205
6-	51.880	90.1	25.023	<i>89.4</i>	20.561	109.4	1:37.464	12-	<i>50.288</i>	89.4	25.098	88.7	<i>19.867</i>	<i>110.7</i>	<b>1:35.253</b>
<b>17</b>	<b>Michael MCINERNEY</b>			RacingLine											
1-	Out	56.1	29.227	83.3	22.902	105.7	1:59.306	7-	53.075	81.7	25.990	86.8	20.740	106.8	1:39.805
2-	58.958	78.0	27.324	82.0	22.184	104.8	1:48.466	8-	53.035	82.4	26.064	86.8	20.959	106.5	1:40.058
3-	57.503	80.2	27.710	84.1	21.891	106.1	1:47.104	9-	53.824	81.7	25.927	86.9	20.964	106.1	1:40.715
4-	58.173	76.6	28.801	86.1	21.302	105.1	1:48.276	10-	55.214	84.4	25.821	<i>87.5</i>	20.336	105.8	1:41.371
5-	56.292	81.0	26.441	86.9	20.723	106.2	1:43.456	11-	54.459	80.8	25.563	87.2	<i>20.197</i>	<i>108.2</i>	1:40.219
6-	55.139	83.1	27.469	76.3	23.055	106.4	1:45.663	12-	<i>52.206</i>	<i>87.6</i>	<i>25.311</i>	87.0	20.275	106.4	<b>1:37.792</b>
<b>20</b>	<b>Richard WALKER</b>			Walker & Son											
1-	Out	76.0	28.270	71.5	23.032	108.5	1:53.419	7-	50.651	87.8	24.912	87.3	<i>19.784</i>	107.4	1:35.347
2-	57.901	80.4	28.364	68.8	21.869	107.0	1:48.134	8-	49.979	88.1	24.783	87.3	19.835	108.2	1:34.597
3-	54.050	83.5	26.411	84.4	20.136	107.9	1:40.597	9-	53.300	82.5	26.122	86.4	19.987	107.7	1:39.409
4-	52.184	83.0	25.253	86.8	19.963	107.7	1:37.400	10-	50.181	<i>88.2</i>	<i>24.602</i>	<i>87.6</i>	19.910	107.7	1:34.693
5-	51.600	87.2	25.186	87.5	20.490	107.9	1:37.276	11-	<i>49.751</i>	87.8	24.773	87.4	1:28.231	1.1	<b>1:34.368</b>
6-	51.498	86.1	25.807	85.2	20.387	107.7	1:37.692	12-	55.477	67.5	30.763	59.4	In		2:58.123 P
<b>27</b>	<b>Andrew SMITH</b>			Walker & Son											
1-	Out	68.6	30.732	81.6	24.332	98.7	2:01.773	6-	54.176	85.6	25.657	86.8	20.440	108.4	2:57.742
2-						102.3	1:31.010 D	7-	52.686	82.3	<i>25.304</i>	86.4	20.258	108.0	1:38.248
3-	1:11.083	80.3	26.996	86.3	21.280	103.5	1:59.359	8-	<i>52.169</i>	82.0	25.487	86.7	1:29.003	1.1	<b>1:37.901</b>
4-	54.372	83.9	25.589	<i>87.3</i>	20.615	108.4	1:40.576	9-	51.362	<i>88.0</i>	25.306	<i>87.3</i>	<i>20.192</i>	108.5	2:45.618
5-	53.517	81.1	26.155	86.3	1:38.056	1.0	1:40.259	10-	1:06.719	84.4	25.534	86.6	20.645	105.8	1:52.898
<b>33</b>	<b>John QUARTERMAINE</b>			Walker & Son											
1-	Out	68.9	30.861	74.6	24.012	103.5	2:05.527	5-	54.730	78.4	27.049	81.8	<i>21.425</i>	106.7	1:43.204
2-	59.814	75.5	28.568	82.7	23.105	104.5	1:51.487	6-	56.885	81.2	26.850	84.6	21.731	106.5	1:45.466
3-	57.811	75.2	27.884	<i>86.0</i>	22.713	105.5	1:48.408	7-	<i>52.932</i>	<i>82.5</i>	<i>26.398</i>	80.6	21.453	97.3	<b>1:40.783</b>
4-	55.926	77.4	27.125	85.2	21.518	<i>106.8</i>	1:44.569								
<b>34</b>	<b>Tony GILHAM</b>			Regal Autosport											
1-	Out	64.7	30.731	82.3	23.991	103.2	2:03.083	7-	51.923	85.4	26.000	<i>87.0</i>	20.279	<i>108.8</i>	1:38.202
2-	57.592	80.7	28.252	85.6	21.935	105.5	1:47.779	8-	51.542	86.5	25.652	86.5	20.276	107.9	1:37.470
3-	55.769	82.4	27.314	86.9	21.134	107.3	1:44.217	9-	51.013	<i>87.8</i>	25.632	86.9	20.456	107.9	1:37.101
4-	54.606	83.9	26.962	85.7	21.248	105.5	1:42.816	10-	51.308	87.2	25.568	86.3	20.324	107.9	1:37.200
5-	53.518	83.9	26.434	86.7	20.440	105.9	1:40.392	11-	51.222	86.3	25.472	86.4	20.180	107.9	1:36.874
6-	52.634	85.9	25.886	86.3	20.398	107.4	1:38.918	12-	<i>50.682</i>	87.4	<i>25.403</i>	86.1	<i>20.067</i>	108.5	<b>1:36.152</b>
<b>38</b>	<b>Steve WOOD</b>			Allard Turner Motorsport											
1-	Out	78.6	28.136	84.8	21.876	105.9	1:51.865	6-	52.983	86.5	25.181	87.4	20.435	107.6	1:38.599
2-	53.462	80.5	26.139	86.8	20.893	106.4	1:40.494	7-	51.994	<i>88.1</i>	25.381	87.7	20.104	<i>109.0</i>	1:37.479
3-	1:07.918	80.1	27.536	84.4	In		1:53.842 P	8-	50.864	87.7	25.067	87.6	20.947	108.4	1:36.878
4-	Out	77.2	27.890	65.5	22.322	107.0	4:36.005	9-	<i>50.665</i>	87.6	<i>24.764</i>	87.5	<i>19.901</i>	108.4	<b>1:35.330</b>
5-	1:08.815	81.7	25.889	87.4	20.830	107.6	1:55.534	10-	1:01.386	87.7	25.065	<i>88.0</i>	19.942	107.7	1:46.393

Rockingham International  
Circuit Length = 1.9400 miles  
Start: 11:24 End: 11:47

Weather / Track : Cloudy / Dry

# Volkswagen Racing Cup Championship

## QUALIFYING - RACE 2 - SECTOR ANALYSIS

<b>41</b>	<b>Didge DZIURZYNSKI</b>				<b>West End Precision</b>										
1-	Out	81.6	27.047	88.0	21.174	107.6	1:46.418	7-	51.504	87.2	25.606	<i>89.4</i>	20.480	<i>109.8</i>	1:37.590
2-	3:39.974	81.1	27.680	87.3	21.075	107.6	4:28.729	8-	51.513	87.6	25.433	89.1	20.313	107.7	1:37.259
3-	54.170	83.5	26.106	88.2	20.635	107.1	1:40.911	9-	<i>50.948</i>	<i>88.2</i>	<i>25.347</i>	88.9	<i>20.020</i>	108.4	<b>1:36.315</b>
4-	53.406	85.5	27.036	87.5	In		1:37.079 P	10-	1:01.200	60.6	29.240	86.8	20.609	108.0	1:51.049
5-	Out	84.9	26.381	88.2	20.462	108.5	1:54.000	11-	51.322	86.7	25.713	89.2	20.127	108.0	1:37.162
6-	51.878	86.7	25.949	88.5	20.326	108.5	1:38.153								
<b>42</b>	<b>Alex DZIURZYNSKI</b>				<b>West End Precision</b>										
1-	Out	73.7	30.251	86.0	21.636	107.4	2:00.180	7-	52.024	87.0	25.427	88.2	<i>19.921</i>	109.1	1:37.372
2-	53.593	84.9	25.753	89.4	20.505	109.1	1:39.851	8-	51.419	87.2	25.199	89.1	20.038	108.2	1:36.656
3-	1:20.393	44.6	39.303	71.4	21.450	109.1	2:21.146	9-	52.007	86.9	25.304	89.0	20.011	109.1	1:37.322
4-	53.330	87.0	25.822	<i>90.3</i>	20.245	108.7	1:39.397	10-	51.396	87.7	25.260	89.0	20.074	109.1	1:36.730
5-	52.235	87.8	25.361	90.1	20.386	<i>109.9</i>	1:37.982	11-	<i>50.944</i>	<i>88.1</i>	<i>25.114</i>	89.2	20.028	108.5	<b>1:36.086</b>
6-	51.962	86.7	25.678	88.4	20.401	108.7	1:38.041	12-	1:01.533	73.2	29.002	74.7	21.347	88.7	1:51.882
<b>51</b>	<b>Jason AUCOCK</b>				<b>Volkswagen Racing UK</b>										
1-	Out	72.0	31.127	80.5	23.451	<i>102.3</i>	1:59.984	7-	1:13.710	63.1	31.207	77.7	22.830	98.0	2:07.747
2-	59.375	<i>80.5</i>	28.335	74.6	23.508	101.7	1:51.218	8-	56.813	79.0	<i>27.666</i>	81.1	22.297	98.7	1:46.776
3-	58.128	75.5	28.653	77.8	22.028	101.2	1:48.809	9-	56.524	79.4	31.371	58.2	22.940	98.2	1:50.835
4-	55.897	78.1	29.563	<i>82.6</i>	<i>21.788</i>	99.1	1:47.248	10-	1:02.651	53.6	37.077	51.3	23.787	97.7	2:03.515
5-	<i>55.675</i>	78.1	27.958	81.9	22.512	97.7	<b>1:46.145</b>	11-	57.669	78.9	28.747	79.7	22.937	97.5	1:49.353
6-	56.085	77.3	29.656	76.4	23.496	97.5	1:49.237								
<b>53</b>	<b>Steve CHAPLIN</b>				<b>Complete Utilities</b>										
1-	Out	66.8	30.483	74.6	23.845	102.7	2:00.393	7-	51.300	87.2	25.332	85.8	20.345	<i>107.1</i>	1:36.977
2-	58.982	76.8	28.260	80.5	22.592	99.7	1:49.834	8-	55.585	62.9	26.641	85.2	20.839	106.4	1:43.065
3-	58.234	71.0	27.785	84.5	21.603	104.2	1:47.622	9-	50.443	87.6	25.505	<i>85.9</i>	20.630	106.5	1:36.578
4-	58.892	58.9	33.036	75.0	22.158	106.7	1:54.086	10-	51.970	87.6	24.935	85.1	<i>20.012</i>	107.0	1:36.917
5-	1:00.553	76.3	28.404	81.8	21.524	107.0	1:50.481	11-	50.405	88.1	24.988	84.4	20.050	106.2	1:35.443
6-	51.818	81.1	25.769	84.6	20.634	106.5	1:38.221	12-	<i>50.077</i>	<i>88.9</i>	<i>24.798</i>	85.1	20.213	106.2	<b>1:35.088</b>

# Volkswagen Racing Cup Championship

## QUALIFYING - RACE 2 - BEST SECTOR TIMES

SECTOR 1			SECTOR 2			SECTOR 3			IDEAL / BEST COMPARISON						
POS	NO	NAME	TIME	NO	NAME	TIME	NO	NAME	TIME	POS	NO	NAME	IDEAL	BEST	DIFF
1	2	BLUMSON	49.377	10	CULLEY	24.482	1	TAYLOR	19.584	1	2	BLUMSON	1:33.677	1:33.677	0.000
2	1	TAYLOR	49.530	20	WALKER	24.602	2	BLUMSON	19.624	2	1	TAYLOR	1:33.788	1:34.316	0.528
3	20	WALKER	49.751	1	TAYLOR	24.674	10	CULLEY	19.762	3	20	WALKER	1:34.137	1:34.368	0.231
4	10	CULLEY	49.896	2	BLUMSON	24.676	20	WALKER	19.784	4	10	CULLEY	1:34.140	1:34.381	0.241
5	53	CHAPLIN	50.077	13	FULBROOK	24.693	13	FULBROOK	19.867	5	4	PERRY	1:34.843	1:34.843	0.000
6	4	PERRY	50.136	4	PERRY	24.763	38	WOOD	19.901	6	13	FULBROOK	1:34.848	1:35.253	0.405
7	13	FULBROOK	50.288	38	WOOD	24.764	42	DZIURZYNSKI	19.921	7	53	CHAPLIN	1:34.887	1:35.088	0.201
8	38	WOOD	50.665	53	CHAPLIN	24.798	4	PERRY	19.944	8	38	WOOD	1:35.330	1:35.330	0.000
9	34	GILHAM	50.682	42	DZIURZYNSKI	25.114	53	CHAPLIN	20.012	9	42	DZIURZYNSKI	1:35.979	1:36.086	0.107
10	42	DZIURZYNSKI	50.944	27	SMITH	25.304	41	DZIURZYNSKI	20.020	10	34	GILHAM	1:36.152	1:36.152	0.000
11	41	DZIURZYNSKI	50.948	17	MCINERNEY	25.311	34	GILHAM	20.067	11	41	DZIURZYNSKI	1:36.315	1:36.315	0.000
12	6	LLOYD-ROACH	51.217	41	DZIURZYNSKI	25.347	27	SMITH	20.192	12	6	LLOYD-ROACH	1:37.197	1:37.312	0.115
13	8	WYHINNY	51.721	9	WYHINNY	25.400	17	MCINERNEY	20.197	13	27	SMITH	1:37.665	1:37.901	0.236
14	9	WYHINNY	51.749	34	GILHAM	25.403	3	KINGSNORTH	20.541	14	17	MCINERNEY	1:37.714	1:37.792	0.078
15	3	KINGSNORTH	51.817	6	LLOYD-ROACH	25.418	6	LLOYD-ROACH	20.562	15	9	WYHINNY	1:37.734	1:38.425	0.691
16	27	SMITH	52.169	8	WYHINNY	25.704	9	WYHINNY	20.585	16	8	WYHINNY	1:38.132	1:38.132	0.000
17	17	MCINERNEY	52.206	5	ROSS	26.005	8	WYHINNY	20.707	17	3	KINGSNORTH	1:38.448	1:38.636	0.188
18	33	QUARTERMAINE	52.932	11	CULLEY	26.068	11	CULLEY	20.812	18	5	ROSS	1:40.642	1:42.546	1.904
19	5	ROSS	53.729	3	KINGSNORTH	26.090	5	ROSS	20.908	19	11	CULLEY	1:40.647	1:41.340	0.693
20	11	CULLEY	53.767	33	QUARTERMAINE	26.398	33	QUARTERMAINE	21.425	20	33	QUARTERMAINE	1:40.755	1:40.783	0.028
21	51	AUCCOCK	55.675	51	AUCCOCK	27.666	51	AUCCOCK	21.788	21	51	AUCCOCK	1:45.129	1:46.145	1.016
												<b>Perfect Lap</b>	<b>1:33.443</b>		

# Volkswagen Racing Cup Championship

## QUALIFYING - RACE 2 - SPEED TRAPS

SECTOR 1				SECTOR 2			FINISH LINE		
POS	NO	NAME	MPH	NO	NAME	MPH	NO	NAME	MPH
1	13	Joe FULBROOK	91.3	42	Alex DZIURZYNSKI	90.3	20	Richard WALKER	116.1
2	1	Paul TAYLOR	90.4	10	Martyn CULLEY	89.8	27	Andrew SMITH	115.2
3	2	Darren BLUMSON	90.2	9	Peter WYHINNY	89.7	10	Martyn CULLEY	112.0
4	10	Martyn CULLEY	90.0	1	Paul TAYLOR	89.4	2	Darren BLUMSON	110.9
5	4	Jamie PERRY	89.6	13	Joe FULBROOK	89.4	13	Joe FULBROOK	110.7
6	53	Steve CHAPLIN	88.9	41	Didge DZIURZYNSKI	89.4	1	Paul TAYLOR	110.1
7	20	Richard WALKER	88.2	2	Darren BLUMSON	88.3	42	Alex DZIURZYNSKI	109.9
8	41	Didge DZIURZYNSKI	88.2	38	Steve WOOD	88.0	41	Didge DZIURZYNSKI	109.8
9	38	Steve WOOD	88.1	20	Richard WALKER	87.6	38	Steve WOOD	109.0
10	42	Alex DZIURZYNSKI	88.1	17	Michael MCINERNEY	87.5	34	Tony GILHAM	108.8
11	27	Andrew SMITH	88.0	27	Andrew SMITH	87.3	6	Paul LLOYD-ROACH	108.4
12	34	Tony GILHAM	87.8	11	Barrie CULLEY	87.0	9	Peter WYHINNY	108.4
13	17	Michael MCINERNEY	87.6	34	Tony GILHAM	87.0	17	Michael MCINERNEY	108.2
14	6	Paul LLOYD-ROACH	86.5	6	Paul LLOYD-ROACH	86.8	4	Jamie PERRY	108.0
15	9	Peter WYHINNY	86.4	4	Jamie PERRY	86.6	53	Steve CHAPLIN	107.1
16	5	Doug ROSS	83.9	33	John QUARTERMAINE	86.0	33	John QUARTERMAINE	106.8
17	8	Paul WYHINNY	83.3	53	Steve CHAPLIN	85.9	11	Barrie CULLEY	106.7
18	3	Richard KINGSNORTH	83.0	5	Doug ROSS	85.4	3	Richard KINGSNORTH	105.5
19	11	Barrie CULLEY	82.8	8	Paul WYHINNY	85.3	8	Paul WYHINNY	103.8
20	33	John QUARTERMAINE	82.5	3	Richard KINGSNORTH	84.0	5	Doug ROSS	102.9
21	51	Jason AUCOCK	80.5	51	Jason AUCOCK	82.6	51	Jason AUCOCK	102.3

Weather / Track : Cloudy / Dry

www.msttiming.com

Rockingham International  
Circuit Length = 1.9400 miles  
Start: 11:24 End: 11:47

Printed - 11.49 Saturday, 29 September 2007




# Volkswagen Racing Cup Championship

## RACE 2 - GRID

ROW 11		1:46.145	51 Jason AUCOCK
ROW 10	1:42.546		11 Barrie CULLEY
	5 Doug ROSS		
ROW 9		1:40.783	3 Richard KINGSNORTH
		33 John QUARTERMAINE	
ROW 8	1:38.425		8 Paul WYHINNY
	9 Peter WYHINNY		
ROW 7		1:37.901	17 Michael MCINERNEY
		27 Andrew SMITH	
ROW 6	1:37.312		41 Didge DZIURZYNSKI
	6 Paul LLOYD-ROACH		
ROW 5		1:36.152	42 Alex DZIURZYNSKI
		34 Tony GILHAM	
ROW 4	1:35.330		13 Joe FULBROOK
	38 Steve WOOD		
ROW 3		1:35.088	4 Jamie PERRY
		53 Steve CHAPLIN	
ROW 2	1:34.381		20 Richard WALKER
	10 Martyn CULLEY		
ROW 1		1:34.316	2 Darren BLUMSON
		1 Paul TAYLOR	

**Pole**



Weather / Track : Cloudy / Dry

Rockingham International  
Circuit Length = 1.9400 miles

Clerk of Course :		Timekeeper :
-------------------	--	--------------

# Volkswagen Racing Cup Championship

## RACE 2 - CLASSIFICATION

POS	NO	CL	NAME	ENTRY	LAPS	TIME	GAP	DIFF	MPH	BEST	ON
1	1		<b>Paul TAYLOR</b>	Golf Mk5 R32 - Taylor Heating	12	20:21.201			68.62	1:34.876	6
2	53		<b>Steve CHAPLIN</b>	Beetle RSi - Complete Utilities	12	20:24.266	<b>3.065</b>	3.065	68.45	1:35.148	10
3	38		<b>Steve WOOD</b>	Golf Mk5 GTi - Allard Turner Motorsport	12	20:24.530	<b>3.329</b>	0.264	68.44	1:34.843	10
4	42		<b>Alex DZIURZYNSKI</b>	Corrado - West End Precision	12	20:34.612	<b>13.411</b>	10.082	67.88	1:35.203	6
5	34		<b>Tony GILHAM</b>	Golf Mk5 GTi - Regal Autosport	12	20:36.885	<b>15.684</b>	2.273	67.75	1:36.269	2
6	20		<b>Richard WALKER</b>	Golf Mk5 GTi - Walker & Son	12	20:38.071	<b>16.870</b>	1.186	67.69	1:35.081	12
7	27		<b>Andrew SMITH</b>	Golf Mk3 VR6 -	12	20:42.940	<b>21.739</b>	4.869	67.42	1:36.315	10
8	17		<b>Michael MCINERNEY</b>	Golf Mk5 GTi - RacingLine	12	20:43.129	<b>21.928</b>	0.189	67.41	1:36.286	10
9	8		<b>Paul WYHINNY</b>	Beetle RSi - RacingLine	12	20:44.292	<b>23.091</b>	1.163	67.35	1:36.290	11
10	4		<b>Jamie PERRY</b>	Golf Mk4 V6 - Force Ten	12	20:45.044	<b>23.843</b>	0.752	67.31	1:36.182	7
11	11		<b>Barrie CULLEY</b>	Vento VR6 - Goblin Racing	12	20:46.435	<b>25.234</b>	1.391	67.23	1:35.955	9
12	51		<b>Jason AUCOCK</b>	Golf Mk5 TSi - Volkswagen Racing UK	12	20:54.298	<b>33.097</b>	7.863	66.81	1:37.185	11
13	2		<b>Darren BLUMSON</b>	Beetle RSi - Fast & Furious Motorsport	12	20:58.990	<b>37.789</b>	4.692	66.56	1:34.897	6
14	5		<b>Doug ROSS</b>	Polo 2.0 -	12	21:04.759	<b>43.558</b>	5.769	66.26	1:38.689	11
15	6		<b>Paul LLOYD-ROACH</b>	Beetle RSi - Avenues Race Engineering	11	21:25.735	<b>1 lap</b>	1 lap	59.75	1:35.546	10
16	41		<b>Didge DZIURZYNSKI</b>	Golf Mk2 Gti - West End Precision	10	20:22.013	<b>2 laps</b>	1 lap	57.15	1:36.207	2
17	9		<b>Peter WYHINNY</b>	Vent VR6 - RacingLine	10	20:51.852	<b>2 laps</b>	29.839	55.78	1:36.330	10
NOT CLASSIFIED											
DNF	10		<b>Martyn CULLEY</b>	Vento VR6 - Goblin Racing	0	03.494					0
DNS	13		<b>Joe FULBROOK</b>	Bora 1.8T -	0						0
FASTEST LAP											
	38		<b>Steve WOOD</b>	Golf Mk5 GTi - Allard Turner Motorsport	10	1:34.843		73.63 mph		118.50 kph	

Weather / Track : Cloudy / Dry

These results are provisional until the conclusion of any judicial and technical matters.

Rockingham International  
Circuit Length = 1.9400 miles  
Start: 15:41 End: 16:03

Clerk of Course :

Timekeeper :

# Volkswagen Racing Cup Championship

## RACE 2 - LAP CHART

Lap 1			Lap 2			Lap 3			Lap 4			Lap 5		
No	Behind	Laptime	No	Behind	Laptime	No	Behind	Laptime	No	Behind	Laptime	No	Behind	Laptime
1		1:42.597	1		1:35.242	1		2:08.696	1		2:09.485	1		1:35.687
53	1.418	1:42.545	53	2.379	1:36.203	53	1.137	2:07.454	53	0.770	2:09.118	53	1.268	1:36.185
41	1.982	1:41.733	41	2.947	1:36.207	41	2.291	2:08.040	41	1.666	2:08.860	38	3.287	1:36.003
34	2.695	1:43.162	34	3.722	1:36.269	34	2.812	2:07.786	34	2.175	2:08.848	42	5.591	1:38.028
38	3.263	1:43.833	38	4.177	1:36.156	38	3.360	2:07.879	38	2.971	2:09.096	34	5.728	1:39.240
42	3.578	1:43.572	42	4.537	1:36.201	42	4.772	2:08.931	42	3.250	2:07.963	27	6.528	1:37.491
27	4.260	1:43.723	27	5.483	1:36.465	27	5.270	2:08.483	27	4.724	2:08.939	20	7.644	1:37.714
20	4.943	1:46.399	20	8.212	1:38.511	20	5.629	2:06.113	20	5.617	2:09.473	41	7.996	1:42.017
8	7.293	1:46.486	17	10.598	1:38.042	17	6.638	2:04.736	17	6.913	2:09.760	8	9.096	1:36.893
17	7.798	1:46.730	8	11.935	1:39.884	8	8.290	2:05.051	8	7.890	2:09.085	17	9.324	1:38.098
5	7.902	1:45.934	5	12.809	1:40.149	5	9.101	2:04.988	5	8.891	2:09.275	5	12.719	1:39.515
11	8.935	1:47.253	11	13.650	1:39.957	11	10.062	2:05.108	11	9.323	2:08.746	2	13.592	1:37.619
51	9.815	1:47.833	4	14.583	1:39.463	4	12.342	2:06.455	4	10.918	2:08.061	4	13.711	1:38.480
4	10.362	1:51.662	2	14.793	1:37.904	2	12.956	2:06.859	2	11.660	2:08.189	11	14.520	1:40.884
2	12.131	1:54.094	51	15.523	1:40.950	51	13.648	2:06.821	51	12.665	2:08.502	6	15.269	1:37.017
6	29.393	2:09.064	6	33.662	1:39.511	6	15.042	1:50.076	6	13.939	2:08.382	51	16.071	1:39.093
						9	2 LAPS	2:37.935	9	2 LAPS	2:08.872	9	2 LAPS	1:37.229

# Volkswagen Racing Cup Championship

## RACE 2 - LAP CHART

Lap 6			Lap 7			Lap 8			Lap 9			Lap 10		
No	Behind	Laptime	No	Behind	Laptime	No	Behind	Laptime	No	Behind	Laptime	No	Behind	Laptime
1		1:34.876	1		1:35.058	1		1:35.185	1		1:35.582	1		1:35.530
53	2.147	1:35.755	53	2.648	1:35.559	53	3.137	1:35.674	53	3.267	1:35.712	53	2.885	1:35.148
38	4.218	1:35.807	38	4.663	1:35.503	38	4.857	1:35.379	38	4.825	1:35.550	38	4.138	1:34.843
42	5.918	1:35.203	42	7.017	1:36.157	42	8.466	1:36.634	42	9.642	1:36.758	42	10.639	1:36.527
34	7.598	1:36.746	34	9.305	1:36.765	34	11.444	1:37.324	34	12.209	1:36.347	34	13.388	1:36.709
27	8.244	1:36.592	27	10.278	1:37.092	2	12.095	1:33.660	20	12.440	1:35.924	27	14.305	1:36.315
20	9.177	1:36.409	20	10.586	1:36.467	20	12.098	1:36.697	27	13.520	1:36.886	20	15.776	1:38.866
8	10.757	1:36.537	17	12.790	1:37.019	27	12.216	1:37.123	17	18.826	1:38.011	17	19.582	1:36.286
17	10.829	1:36.381	2	13.620	1:35.065	17	16.397	1:38.792	8	19.852	1:37.425	8	20.784	1:36.462
2	13.613	1:34.897	8	15.185	1:39.486	8	18.009	1:38.009	4	20.545	1:37.398	4	21.750	1:36.735
4	15.313	1:36.478	4	16.437	1:36.182	4	18.729	1:37.477	11	21.476	1:35.955	11	22.611	1:36.665
11	17.358	1:37.714	11	18.885	1:36.585	11	21.103	1:37.403	9	2 LAPS	1:37.471	9	2 LAPS	1:36.682
5	17.400	1:39.557	51	21.896	1:37.990	51	24.444	1:37.733	51	27.867	1:39.005	51	29.620	1:37.283
6	18.109	1:37.716	9	2 LAPS	1:38.522	9	2 LAPS	1:37.139	5	32.186	1:39.408	5	36.158	1:39.502
51	18.964	1:37.769	5	24.378	1:42.036	5	28.360	1:39.167	2	38.445	2:01.932 P	2	38.642	1:35.727
9	2 LAPS	1:38.066	6	42.049	1:58.998	41	1:07.312	1:52.233	6	1 LAP	3:31.779	6	1 LAP	1:36.729
41	29.091	1:55.971	41	50.264	1:56.231							41	1 LAP	3:16.473

# Volkswagen Racing Cup Championship

## RACE 2 - LAP CHART

Lap 11			Lap 12		
No	Behind	Laptime	No	Behind	Laptime
1		1:35.420	1		1:35.511
53	3.149	1:35.684	41	2 LAPS	1:59.070
38	3.658	1:34.940	53	3.065	1:35.427
42	12.059	1:36.840	38	3.329	1:35.182
34	14.254	1:36.286	42	13.411	1:36.863
27	16.910	1:38.025	34	15.684	1:36.941
20	17.300	1:36.944	20	16.870	1:35.081
17	20.586	1:36.424	27	21.739	1:40.340
8	21.654	1:36.290	17	21.928	1:36.853
4	23.106	1:36.776	8	23.091	1:36.948
11	23.744	1:36.553	4	23.843	1:36.248
9	2 LAPS	1:36.918	11	25.234	1:37.001
51	31.385	1:37.185	9	2 LAPS	1:36.330
2	38.394	1:35.172	51	33.097	1:37.223
5	39.427	1:38.689	2	37.789	1:34.906
6	1 LAP	1:35.546	5	43.558	1:39.642
			6	1 LAP	1:35.659

# Volkswagen Racing Cup Championship

## RACE 2 - SECTOR ANALYSIS

<b>1</b>	<b>Paul TAYLOR</b>										Taylor Heating				
1-	57.188	87.4	25.474	86.9	19.935	108.7	1:42.597	7-	50.032	87.8	25.055	88.1	19.971	108.5	1:35.058
2-	50.294	88.1	24.961	<i>88.7</i>	19.987	104.6	1:35.242	8-	50.131	<i>89.0</i>	25.041	88.0	20.013	108.7	1:35.185
3-	1:09.183	65.7	33.371	57.2	26.142	74.0	2:08.696	9-	50.626	87.4	25.042	87.8	19.914	109.3	1:35.582
4-	1:14.951	66.8	32.226	61.5	22.308	108.0	2:09.485	10-	50.208	87.7	25.267	87.6	20.055	109.3	1:35.530
5-	50.914	87.2	<i>24.877</i>	88.3	<i>19.896</i>	108.7	1:35.687	11-	50.258	88.5	25.213	87.8	19.949	<i>109.4</i>	1:35.420
6-	<i>49.909</i>	88.4	25.027	88.1	19.940	108.5	<b>1:34.876</b>	12-	50.205	87.7	25.206	87.8	20.100	108.2	1:35.511
<b>2</b>	<b>Darren BLUMSON</b>										Fast & Furious Motorsport				
1-	1:02.693	83.0	31.220	82.5	20.181	110.6	1:54.094	7-	<i>49.567</i>	87.5	25.480	87.8	20.018	110.2	1:35.065
2-	50.457	84.9	25.974	86.0	21.473	92.7	1:37.904	8-	50.691	86.6	25.844	86.0	In		1:33.660 P
3-	1:05.213	57.8	36.105	57.5	25.541	75.4	2:06.859	9-	Out	88.8	25.126	87.2	19.910	<i>111.0</i>	2:01.932
4-	1:15.847	57.0	30.952	69.3	21.390	108.4	2:08.189	10-	50.165	88.7	25.389	85.7	20.173	110.1	1:35.727
5-	50.961	84.8	26.608	<i>89.2</i>	20.050	109.9	1:37.619	11-	49.739	<i>89.1</i>	25.436	86.9	19.997	110.4	1:35.172
6-	49.883	88.4	<i>25.025</i>	86.6	19.989	109.9	<b>1:34.897</b>	12-	49.870	88.4	25.147	87.2	<i>19.889</i>	108.5	1:34.906
<b>4</b>	<b>Jamie PERRY</b>										Force Ten				
1-	1:03.471	82.8	27.138	82.6	21.053	104.9	1:51.662	7-	50.260	86.5	25.292	84.4	20.630	104.8	<b>1:36.182</b>
2-	52.009	80.5	26.108	84.4	21.346	98.8	1:39.463	8-	51.027	85.9	25.484	84.3	20.966	104.3	1:37.477
3-	1:04.736	60.5	36.141	59.3	25.578	79.0	2:06.455	9-	51.196	83.3	25.504	<i>85.1</i>	20.698	105.4	1:37.398
4-	1:15.670	64.0	31.039	75.5	21.352	105.2	2:08.061	10-	50.813	86.4	25.377	84.3	20.545	<i>105.7</i>	1:36.735
5-	51.684	80.9	26.270	84.8	<i>20.526</i>	105.2	1:38.480	11-	50.465	85.3	25.295	84.4	21.016	104.6	1:36.776
6-	50.751	85.2	<i>25.197</i>	<i>85.1</i>	20.530	105.1	1:36.478	12-	<i>50.253</i>	<i>86.9</i>	25.280	84.0	20.715	104.8	1:36.248
<b>5</b>	<b>Doug ROSS</b>														
1-	58.169	83.4	26.885	84.4	20.880	98.4	1:45.934	7-	54.206	85.3	25.828	<i>85.5</i>	22.002	102.4	1:42.036
2-	53.043	82.5	26.093	84.9	21.013	<i>103.6</i>	1:40.149	8-	52.332	84.8	25.816	84.9	21.019	103.1	1:39.167
3-	1:04.676	56.8	35.175	72.9	25.137	78.2	2:04.988	9-	52.307	85.3	25.921	84.7	21.180	94.6	1:39.408
4-	1:16.441	70.7	30.654	82.5	22.180	103.5	2:09.275	10-	52.443	84.3	25.997	84.5	21.062	102.5	1:39.502
5-	52.631	84.1	25.990	85.3	20.894	<i>103.6</i>	1:39.515	11-	<i>51.827</i>	<i>85.5</i>	25.905	84.3	20.957	<i>103.6</i>	<b>1:38.689</b>
6-	52.858	85.3	26.003	84.2	<i>20.696</i>	102.0	1:39.557	12-	52.596	84.9	<i>25.802</i>	83.7	21.244	<i>103.6</i>	1:39.642
<b>6</b>	<b>Paul LLOYD-ROACH</b>										Avenues Race Engineering				
1-	58.966	81.3	48.019	78.6	22.079	105.7	2:09.064	7-	1:07.024	75.1	31.735	63.9	In		1:58.998 P
2-	52.756	82.0	25.571	85.8	21.184	102.4	1:39.511	8-	Out	83.5	25.543	82.1	21.077	107.1	3:31.779
3-	57.399	73.6	29.141	75.7	23.536	73.3	1:50.076	9-	50.574	81.8	25.547	85.9	20.608	107.7	1:36.729
4-	1:15.421	56.8	30.909	66.8	22.052	107.1	2:08.382	10-	<i>50.060</i>	<i>86.0</i>	25.094	86.3	20.392	107.3	<b>1:35.546</b>
5-	51.024	83.2	25.020	87.6	20.973	<i>108.7</i>	1:37.017	11-	50.427	84.8	<i>24.999</i>	86.1	<i>20.233</i>	108.0	1:35.659
6-	51.931	85.1	25.208	<i>88.1</i>	20.577	108.2	1:37.716								
<b>8</b>	<b>Paul WYHINNY</b>										RacingLine				
1-	59.113	80.1	26.173	83.7	21.200	103.6	1:46.486	7-					99.8		1:39.486
2-	52.094	83.7	25.957	83.9	21.833	102.3	1:39.884	8-	51.936	83.0	25.374	84.4	20.699	103.8	1:38.009
3-	1:04.959	52.6	34.974	64.5	25.118	70.3	2:05.051	9-	51.466	83.5	25.355	84.8	20.604	<i>105.4</i>	1:37.425
4-	1:16.485	71.4	30.529	79.7	22.071	103.8	2:09.085	10-	<i>50.619</i>	84.2	25.390	83.8	20.453	104.9	1:36.462
5-	50.744	83.1	25.264	<i>84.9</i>	20.885	104.5	1:36.893	11-	50.670	<i>86.6</i>	25.143	<i>84.9</i>	20.477	104.2	<b>1:36.290</b>
6-	51.060	84.1	<i>25.033</i>	84.8	<i>20.444</i>	104.3	1:36.537	12-	51.171	84.2	25.183	84.7	20.594	104.1	1:36.948
<b>9</b>	<b>Peter WYHINNY</b>										RacingLine				
1-	Out	86.7	26.462	81.1	22.382	67.6	2:37.935	6-	50.843	83.3	25.334	87.2	20.962	106.4	1:37.139
2-	1:15.560	52.6	31.031	60.7	22.281	107.6	2:08.872	7-	51.231	85.7	25.243	85.3	20.997	106.5	1:37.471
3-	51.336	82.1	<i>24.956</i>	<i>88.1</i>	20.937	107.9	1:37.229	8-	50.614	87.6	25.348	86.0	<i>20.720</i>	105.7	1:36.682
4-	51.428	82.5	25.354	87.3	21.284	<i>108.0</i>	1:38.066	9-	50.886	<i>88.2</i>	25.207	85.6	20.825	106.7	1:36.918
5-	52.470	85.2	25.264	84.9	20.788	107.9	1:38.522	10-	<i>50.498</i>	87.5	25.076	85.9	20.756	104.1	<b>1:36.330</b>
<b>11</b>	<b>Barrie CULLEY</b>										Goblin Racing				
1-	57.917	81.2	28.344	81.6	20.992	105.5	1:47.253	7-	51.215	83.9	25.342	<i>87.4</i>	20.028	107.1	1:36.585
2-	53.061	83.9	25.874	87.2	21.022	102.7	1:39.957	8-	51.740	84.1	25.541	86.8	20.122	107.7	1:37.403
3-	1:05.024	57.0	35.504	70.6	24.580	77.7	2:05.108	9-	<i>50.620</i>	85.1	25.391	86.1	<i>19.944</i>	<i>109.0</i>	<b>1:35.955</b>
4-	1:16.583	71.4	30.764	81.6	21.399	106.1	2:08.746	10-	50.934	85.2	<i>25.289</i>	86.3	20.442	108.4	1:36.665
5-	53.027	83.0	26.723	83.5	21.134	<i>109.0</i>	1:40.884	11-	51.078	<i>85.3</i>	25.296	87.0	20.179	108.4	1:36.553
6-	52.161	84.9	25.327	<i>87.4</i>	20.226	107.9	1:37.714	12-	50.812	85.2	25.862	86.4	20.327	106.1	1:37.001

Rockingham International  
Circuit Length = 1.9400 miles  
Start: 15:41 End: 16:03

Weather / Track : Cloudy / Dry

# Volkswagen Racing Cup Championship

## RACE 2 - SECTOR ANALYSIS

<b>17</b>	<b>Michael MCINERNEY</b>					RacingLine									
1-	59.241	82.3	27.059	87.0	20.430	108.2	1:46.730	7-	51.676	84.7	25.173	87.6	20.170	107.9	1:37.019
2-	52.629	85.8	25.032	<i>89.7</i>	20.381	107.0	1:38.042	8-	51.289	86.9	26.157	88.5	21.346	106.1	1:38.792
3-	1:05.335	52.2	34.938	66.1	24.463	67.4	2:04.736	9-	52.256	84.7	25.335	88.1	20.420	106.8	1:38.011
4-	1:16.762	75.9	31.040	74.3	21.958	107.3	2:09.760	10-	<i>50.930</i>	86.9	25.201	87.0	20.155	108.0	<b>1:36.286</b>
5-	52.583	85.4	25.470	88.9	20.045	<i>109.0</i>	1:38.098	11-	51.297	<i>87.2</i>	24.979	88.0	20.148	106.4	1:36.424
6-	51.568	86.8	<i>24.884</i>	88.9	<i>19.929</i>	108.8	1:36.381	12-	51.021	86.1	25.098	87.7	20.734	106.2	1:36.853
<b>20</b>	<b>Richard WALKER</b>					Walker & Son									
1-	1:00.163	84.0	25.541	85.6	20.695	106.8	1:46.399	7-	50.798	87.3	25.161	85.8	20.508	106.5	1:36.467
2-	52.479	84.7	25.630	<i>86.4</i>	20.402	106.8	1:38.511	8-	50.658	87.4	25.118	86.3	20.921	106.8	1:36.697
3-	1:06.367	55.7	34.709	65.2	25.037	70.1	2:06.113	9-	50.826	<i>87.6</i>	24.976	86.0	<i>20.122</i>	<i>107.4</i>	1:35.924
4-	1:16.714	77.7	31.066	72.8	21.693	105.9	2:09.473	10-	53.013	84.9	25.045	85.7	20.808	105.1	1:38.866
5-	51.801	82.6	25.348	86.3	20.565	106.2	1:37.714	11-	50.617	87.0	25.069	84.7	21.258	106.7	1:36.944
6-	51.108	85.9	25.115	86.3	20.186	106.4	1:36.409	12-	<i>49.865</i>	86.9	<i>24.943</i>	85.4	20.273	100.5	<b>1:35.081</b>
<b>27</b>	<b>Andrew SMITH</b>														
1-	57.100	86.5	25.822	87.2	20.801	108.4	1:43.723	7-	51.309	87.8	25.391	88.2	20.392	108.5	1:37.092
2-	51.006	86.6	25.235	87.8	<i>20.224</i>	108.0	1:36.465	8-	<i>50.513</i>	86.3	25.297	88.3	21.313	<i>109.1</i>	1:37.123
3-	1:08.519	49.0	34.532	67.9	25.432	66.5	2:08.483	9-	51.094	<i>88.5</i>	25.536	84.9	20.256	108.8	1:36.886
4-	1:16.265	74.8	31.001	74.3	21.673	107.6	2:08.939	10-	50.562	87.5	25.314	86.7	20.439	108.0	<b>1:36.315</b>
5-	51.377	87.6	25.679	<i>88.7</i>	20.435	108.7	1:37.491	11-	51.390	85.9	25.774	87.4	20.861	107.6	1:38.025
6-	50.996	87.8	<i>25.213</i>	88.2	20.383	108.5	1:36.592	12-	54.033	84.5	25.602	86.7	20.705	107.9	1:40.340
<b>34</b>	<b>Tony GILHAM</b>					Regal Autosport									
1-	56.873	84.8	25.774	85.8	20.515	<i>109.8</i>	1:43.162	7-	51.166	<i>87.8</i>	25.368	86.7	20.231	108.0	1:36.765
2-	50.668	87.2	25.325	<i>87.6</i>	20.276	105.2	<b>1:36.269</b>	8-	<i>50.534</i>	86.0	25.943	76.3	20.847	108.4	1:37.324
3-	1:08.412	58.3	33.822	57.9	25.552		2:07.786	9-	50.678	85.6	25.318	84.6	20.351	109.0	1:36.347
4-	1:15.863	75.1	31.372	70.6	21.613	107.9	2:08.848	10-	51.184	84.6	25.213	85.6	20.312	107.4	1:36.709
5-	53.332	84.2	25.443	86.7	20.465	104.6	1:39.240	11-	50.899	85.4	<i>25.166</i>	86.4	<i>20.221</i>	108.7	1:36.286
6-	50.850	<i>87.8</i>	25.240	86.6	20.656	105.1	1:36.746	12-	50.991	85.2	25.421	85.4	20.529	106.4	1:36.941
<b>38</b>	<b>Steve WOOD</b>					Allard Turner Motorsport									
1-	57.937	84.8	25.258	88.5	20.638	109.0	1:43.833	7-	50.436	87.3	24.980	88.4	20.087	108.0	1:35.503
2-	50.551	85.7	25.064	<i>88.7</i>	20.541	103.5	1:36.156	8-	50.383	85.8	24.956	87.8	20.040	107.9	1:35.379
3-	1:08.455	56.8	33.771	56.0	25.653	72.0	2:07.879	9-	50.628	86.5	24.890	87.7	20.032	108.2	1:35.550
4-	1:15.859	80.1	31.170	72.8	22.067	108.2	2:09.096	10-	50.047	87.2	<i>24.818</i>	87.7	<i>19.978</i>	108.4	<b>1:34.843</b>
5-	51.073	87.2	24.893	88.4	20.037	108.2	1:36.003	11-	50.067	87.2	24.831	88.2	20.042	<i>109.6</i>	1:34.940
6-	50.585	<i>87.4</i>	25.094	88.3	20.128	108.0	1:35.807	12-	<i>49.869</i>	87.0	24.906	88.5	20.407	108.8	1:35.182
<b>41</b>	<b>Didge DZIURZYNSKI</b>					West End Precision									
1-	55.774	85.5	25.789	89.0	<i>20.170</i>	<i>107.4</i>	1:41.733	6-	1:03.063	63.8	30.314	71.8	22.594	87.6	1:55.971
2-	<i>50.695</i>	<i>86.7</i>	<i>25.339</i>	<i>89.4</i>	20.173	104.6	<b>1:36.207</b>	7-	1:01.696	67.3	31.229	69.4	23.306	83.7	1:56.231
3-	1:08.512	58.1	33.509	60.6	26.019	69.7	2:08.040	8-	1:03.746	62.7	30.008	71.5	In		1:52.233 P
4-	1:15.859	70.8	31.113	72.0	21.888	100.1	2:08.860	9-	Out	61.7	31.316	66.8	24.282	96.7	3:16.473
5-	53.398	83.0	26.469	80.4	22.150	85.1	1:42.017	10-	1:01.235	65.1	31.359	67.2	26.476	74.2	1:59.070
<b>42</b>	<b>Alex DZIURZYNSKI</b>					West End Precision									
1-	56.897	85.5	25.910	<i>89.8</i>	20.765	109.8	1:43.572	7-	51.070	87.0	25.061	89.5	20.026	108.8	1:36.157
2-	50.730	85.6	25.160	89.7	20.311	104.5	1:36.201	8-	51.352	84.9	25.121	89.2	20.161	109.1	1:36.634
3-	1:08.734	52.7	34.543	66.8	25.654	67.7	2:08.931	9-	51.351	86.3	25.301	88.5	20.106	109.4	1:36.758
4-	1:16.069	78.6	30.918	81.0	20.976	<i>110.2</i>	2:07.963	10-	51.142	86.0	25.348	88.9	20.037	109.3	1:36.527
5-	52.612	85.9	25.373	89.6	20.043	109.3	1:38.028	11-	51.276	85.2	25.544	89.2	20.020	109.4	1:36.840
6-	<i>50.479</i>	<i>89.5</i>	<i>24.946</i>	<i>89.8</i>	<i>19.778</i>	109.3	<b>1:35.203</b>	12-	51.213	85.5	25.301	88.4	20.349	106.4	1:36.863
<b>51</b>	<b>Jason AUCOCK</b>					Volkswagen Racing UK									
1-	58.679	79.5	28.029	85.3	21.125	103.6	1:47.833	7-	51.868	84.6	25.777	84.6	20.345	104.1	1:37.990
2-	52.724	81.8	26.906	83.3	21.320	103.5	1:40.950	8-	51.098	86.3	26.049	85.3	20.586	103.8	1:37.733
3-	1:05.283	57.3	36.080	54.4	25.458	74.0	2:06.821	9-	52.594	85.7	25.811	83.7	20.600	104.3	1:39.005
4-	1:15.640	57.3	31.172	67.0	21.690	104.8	2:08.502	10-	51.157	<i>87.4</i>	25.813	83.7	<i>20.313</i>	<i>105.8</i>	1:37.283
5-	51.227	85.4	25.690	<i>85.9</i>	22.176	104.8	1:39.093	11-	<i>50.840</i>	87.3	25.738	84.9	20.607	104.3	<b>1:37.185</b>
6-	51.411	84.0	<i>25.562</i>	84.8	20.796	104.9	1:37.769	12-	50.928	86.6	25.833	84.9	20.462	103.9	1:37.223

Rockingham International  
Circuit Length = 1.9400 miles  
Start: 15:41 End: 16:03

Weather / Track : Cloudy / Dry

**Volkswagen Racing Cup Championship**  
**RACE 2 - SECTOR ANALYSIS**

<b>53</b>		<b>Steve CHAPLIN</b>		<b>Complete Utilities</b>											
1 -	56.383	85.3	25.602	84.8	20.560	106.5	1:42.545	7 -	50.262	87.4	<i>24.981</i>	84.6	20.316	106.5	1:35.559
2 -	50.483	87.5	25.327	<i>84.9</i>	20.393	106.2	1:36.203	8 -	50.091	86.7	25.171	84.8	20.412	106.5	1:35.674
3 -	1:08.112	60.8	33.215	54.6	26.127	73.8	2:07.454	9 -	50.226	87.7	25.147	84.1	20.339	106.8	1:35.712
4 -	1:14.839	69.8	32.568	76.3	21.711	107.0	2:09.118	10 -	<i>49.797</i>	<i>87.8</i>	25.011	84.5	20.340	106.7	<b>1:35.148</b>
5 -	50.611	86.9	25.131	84.8	20.443	106.7	1:36.185	11 -	50.196	87.3	25.278	84.2	<i>20.210</i>	<i>107.1</i>	1:35.684
6 -	50.436	<i>87.8</i>	25.091	84.6	20.228	106.8	1:35.755	12 -	49.901	87.3	24.998	84.3	20.528	107.0	1:35.427



# Volkswagen Racing Cup Championship

## RACE 2 - BEST SECTOR TIMES

SECTOR 1			SECTOR 2			SECTOR 3			IDEAL / BEST COMPARISON						
POS	NO	NAME	TIME	NO	NAME	TIME	NO	NAME	TIME	POS	NO	NAME	IDEAL	BEST	DIFF
1	2	BLUMSON	49.567	38	WOOD	24.818	42	DZIURZYNSKI	19.778	1	2	BLUMSON	1:34.481	1:34.897	0.416
2	53	CHAPLIN	49.797	1	TAYLOR	24.877	2	BLUMSON	19.889	2	38	WOOD	1:34.665	1:34.843	0.178
3	20	WALKER	49.865	17	MCINERNEY	24.884	1	TAYLOR	19.896	3	1	TAYLOR	1:34.682	1:34.876	0.194
4	38	WOOD	49.869	20	WALKER	24.943	17	MCINERNEY	19.929	4	20	WALKER	1:34.930	1:35.081	0.151
5	1	TAYLOR	49.909	42	DZIURZYNSKI	24.946	11	CULLEY	19.944	5	53	CHAPLIN	1:34.988	1:35.148	0.160
6	6	LLOYD-ROACH	50.060	9	WYHINNY	24.956	38	WOOD	19.978	6	42	DZIURZYNSKI	1:35.203	1:35.203	0.000
7	4	PERRY	50.253	53	CHAPLIN	24.981	20	WALKER	20.122	7	6	LLOYD-ROACH	1:35.292	1:35.546	0.254
8	42	DZIURZYNSKI	50.479	6	LLOYD-ROACH	24.999	41	DZIURZYNSKI	20.170	8	17	MCINERNEY	1:35.743	1:36.286	0.543
9	9	WYHINNY	50.498	2	BLUMSON	25.025	53	CHAPLIN	20.210	9	11	CULLEY	1:35.853	1:35.955	0.102
10	27	SMITH	50.513	8	WYHINNY	25.033	34	GILHAM	20.221	10	34	GILHAM	1:35.921	1:36.269	0.348
11	34	GILHAM	50.534	34	GILHAM	25.166	27	SMITH	20.224	11	27	SMITH	1:35.950	1:36.315	0.365
12	8	WYHINNY	50.619	4	PERRY	25.197	6	LLOYD-ROACH	20.233	12	4	PERRY	1:35.976	1:36.182	0.206
13	11	CULLEY	50.620	27	SMITH	25.213	51	AUCCOCK	20.313	13	8	WYHINNY	1:36.096	1:36.290	0.194
14	41	DZIURZYNSKI	50.695	11	CULLEY	25.289	8	WYHINNY	20.444	14	9	WYHINNY	1:36.174	1:36.330	0.156
15	51	AUCCOCK	50.840	41	DZIURZYNSKI	25.339	4	PERRY	20.526	15	41	DZIURZYNSKI	1:36.204	1:36.207	0.003
16	17	MCINERNEY	50.930	51	AUCCOCK	25.562	5	ROSS	20.696	16	51	AUCCOCK	1:36.715	1:37.185	0.470
17	5	ROSS	51.827	5	ROSS	25.802	9	WYHINNY	20.720	17	5	ROSS	1:38.325	1:38.689	0.364
												<b>Perfect Lap</b>	<b>1:34.163</b>		

# Volkswagen Racing Cup Championship

## RACE 2 - SPEED TRAPS

SECTOR 1				SECTOR 2			FINISH LINE		
POS	NO	NAME	MPH	NO	NAME	MPH	NO	NAME	MPH
1	42	Alex DZIURZYNSKI	89.5	42	Alex DZIURZYNSKI	89.8	2	Darren BLUMSON	111.0
2	2	Darren BLUMSON	89.1	41	Didge DZIURZYNSKI	89.4	42	Alex DZIURZYNSKI	110.2
3	1	Paul TAYLOR	89.0	2	Darren BLUMSON	89.2	34	Tony GILHAM	109.8
4	27	Andrew SMITH	88.5	17	Michael MCINERNEY	89.1	38	Steve WOOD	109.6
5	9	Peter WYHINNY	88.2	1	Paul TAYLOR	88.7	1	Paul TAYLOR	109.4
6	34	Tony GILHAM	87.8	27	Andrew SMITH	88.7	27	Andrew SMITH	109.1
7	53	Steve CHAPLIN	87.8	38	Steve WOOD	88.7	11	Barrie CULLEY	109.0
8	20	Richard WALKER	87.6	6	Paul LLOYD-ROACH	88.1	17	Michael MCINERNEY	109.0
9	38	Steve WOOD	87.4	9	Peter WYHINNY	88.1	6	Paul LLOYD-ROACH	108.7
10	51	Jason AUCOCK	87.4	34	Tony GILHAM	87.6	9	Peter WYHINNY	108.0
11	17	Michael MCINERNEY	87.2	11	Barrie CULLEY	87.4	20	Richard WALKER	107.4
12	4	Jamie PERRY	86.9	20	Richard WALKER	86.4	41	Didge DZIURZYNSKI	107.4
13	41	Didge DZIURZYNSKI	86.7	51	Jason AUCOCK	85.9	53	Steve CHAPLIN	107.1
14	8	Paul WYHINNY	86.6	5	Doug ROSS	85.5	51	Jason AUCOCK	105.8
15	6	Paul LLOYD-ROACH	86.0	4	Jamie PERRY	85.1	4	Jamie PERRY	105.7
16	5	Doug ROSS	85.5	8	Paul WYHINNY	84.9	8	Paul WYHINNY	105.4
17	11	Barrie CULLEY	85.3	53	Steve CHAPLIN	84.9	5	Doug ROSS	103.6

Weather / Track : Cloudy / Dry


www.msttiming.com

Rockingham International  
Circuit Length = 1.9400 miles  
Start: 15:41 End: 16:03

Printed - 16.04 Saturday, 29 September 2007

# Volkswagen Racing Cup Championship

## RACE 9 - GRID

ROW 10		13   Joe FULBROOK	
ROW 9	10   Martyn CULLEY		9   Peter WYHINNY
ROW 8	41   Didge DZIURZYNSKI	6   Paul LLOYD-ROACH	
ROW 7	5   Doug ROSS		2   Darren BLUMSON
ROW 6	51   Jason AUCOCK	11   Barrie CULLEY	
ROW 5	4   Jamie PERRY		8   Paul WYHINNY
ROW 4	17   Michael MCINERNEY	27   Andrew SMITH	
ROW 3	1   Paul TAYLOR		53   Steve CHAPLIN
ROW 2	38   Steve WOOD	42   Alex DZIURZYNSKI	
ROW 1	34   Tony GILHAM		20   Richard WALKER
<b>Pole</b>			
			

Weather / Track : Cloudy / Dry

Rockingham International  
Circuit Length = 1.9400 miles

Clerk of Course :		Timekeeper :

# Volkswagen Racing Cup Championship

## RACE 9 - CLASSIFICATION

POS	NO	CL	NAME	ENTRY	LAPS	TIME	GAP	DIFF	MPH	BEST	ON
1	20		<b>Richard WALKER</b>	Walker & Son	13	20:41.895			73.10	1:34.244	9
2	1		<b>Paul TAYLOR</b>	Taylor Heating	13	20:42.977	<b>1.082</b>	1.082	73.04	1:34.589	7
3	2		<b>Darren BLUMSON</b>	Fast & Furious Motorsport	13	20:52.730	<b>10.835</b>	9.753	72.47	1:34.304	3
4	42		<b>Alex DZIURZYNSKI</b>	West End Precision	13	20:56.608	<b>14.713</b>	3.878	72.25	1:34.817	11
5	38		<b>Steve WOOD</b>	Allard Turner Motorsport	13	21:00.760	<b>18.865</b>	4.152	72.01	1:35.102	3
6	53		<b>Steve CHAPLIN</b>	Complete Utilities	13	21:01.202	<b>19.307</b>	0.442	71.98	1:35.207	7
7	34		<b>Tony GILHAM</b>	Regal Autosport	13	21:02.007	<b>20.112</b>	0.805	71.94	1:35.538	11
8	4		<b>Jamie PERRY</b>	Force Ten	13	21:02.241	<b>20.346</b>	0.234	71.92	1:34.762	11
9	6		<b>Paul LLOYD-ROACH</b>	Avenues Race Engineering	13	21:22.136	<b>40.241</b>	19.895	70.81	1:35.443	10
10	9		<b>Peter WYHINNY</b>	RacingLine	13	21:28.680	<b>46.785</b>	6.544	70.45	1:37.368	4
11	51		<b>Richard AUCOCK</b>	Volkswagen Racing UK	13	21:28.904	<b>47.009</b>	0.224	70.44	1:35.904	8
12	5		<b>Doug ROSS</b>		13	21:29.484	<b>47.589</b>	0.580	70.40	1:37.588	6
13	11		<b>Barrie CULLEY</b>	Goblin Racing	13	21:30.866	<b>48.971</b>	1.382	70.33	1:36.481	12
NOT CLASSIFIED											
DNF	27		<b>Andrew SMITH</b>		11	18:03.224	<b>2 laps</b>	2 laps	70.92	1:35.282	5
DNF	13		<b>Joe FULBROOK</b>		7	11:58.407	<b>6 laps</b>	4 laps	68.04	1:34.834	5
DNF	17		<b>Michael MCINERNEY</b>	RacingLine	5	8:43.266	<b>8 laps</b>	2 laps	66.73	1:39.869	4
DNF	41		<b>Didge DZIURZYNSKI</b>	West End Precision	1	1:59.250	<b>12 laps</b>	4 laps	58.56		0
DNF	8		<b>Paul WYHINNY</b>	RacingLine	0	04.152					0
FASTEST LAP											
	20		<b>Richard WALKER</b>	Walker & Son	9	1:34.244			74.10 mph	119.26 kph	

Weather / Track : Bright / Dry

These results are provisional until the conclusion of any judicial and technical matters.

Rockingham International  
Circuit Length = 1.9400 miles  
Start: 14:23 End: 14:45

Clerk of Course :

Timekeeper :

# Volkswagen Racing Cup Championship

## RACE 9 - LAP CHART

Lap 1			Lap 2			Lap 3			Lap 4			Lap 5		
No	Behind	Laptime	No	Behind	Laptime	No	Behind	Laptime	No	Behind	Laptime	No	Behind	Laptime
1		1:39.120	1		1:34.863	1		1:35.240	1		1:34.610	1		1:34.865
20	0.401	1:40.366	20	0.672	1:35.134	20	0.386	1:34.954	20	0.476	1:34.700	20	0.462	1:34.851
42	1.396	1:40.539	42	2.489	1:35.956	42	3.176	1:35.927	42	5.105	1:36.539	2	6.518	1:34.987
38	2.551	1:42.156	38	4.860	1:37.172	38	4.722	1:35.102	2	6.396	1:36.140	42	7.378	1:37.138
34	3.179	1:43.281	34	4.942	1:36.626	2	4.866	1:34.304	38	7.049	1:36.937	38	8.009	1:35.825
53	3.580	1:42.699	4	5.630	1:35.875	4	6.187	1:35.797	4	7.437	1:35.860	4	8.662	1:36.090
27	4.117	1:42.781	2	5.802	1:35.861	34	6.973	1:37.271	53	8.057	1:35.320	53	9.136	1:35.944
4	4.618	1:43.025	53	6.586	1:37.869	53	7.347	1:36.001	34	8.865	1:36.502	27	9.429	1:35.282
2	4.804	1:42.060	27	6.879	1:37.625	27	7.864	1:36.225	27	9.012	1:35.758	34	11.240	1:37.240
17	7.241	1:45.174	13	11.334	1:38.342	13	11.690	1:35.596	13	12.141	1:35.061	13	12.110	1:34.834
13	7.855	1:44.175	17	12.390	1:40.012	5	15.933	1:38.119	5	19.550	1:38.227	5	22.526	1:37.841
5	7.915	1:45.437	5	13.054	1:40.002	9	18.408	1:38.494	9	21.166	1:37.368	9	23.791	1:37.490
11	10.488	1:48.069	9	15.154	1:38.753	17	18.959	1:41.809	51	21.896	1:36.847	51	24.257	1:37.226
9	11.264	1:47.598	51	15.298	1:38.421	51	19.659	1:39.601	6	22.395	1:37.049	6	24.786	1:37.256
51	11.740	1:49.208	6	15.947	1:38.678	6	19.956	1:39.249	17	24.218	1:39.869	11	30.890	1:41.096
6	12.132	1:48.975	11	17.658	1:42.033	11	20.955	1:38.537	11	24.659	1:38.314	17	41.302	1:51.949
41	16.864	1:53.708												

# Volkswagen Racing Cup Championship

## RACE 9 - LAP CHART

Lap 6			Lap 7			Lap 8			Lap 9			Lap 10		
No	Behind	Laptime	No	Behind	Laptime	No	Behind	Laptime	No	Behind	Laptime	No	Behind	Laptime
1		1:35.152	1		1:34.589	1		1:34.716	1		1:34.678	1		1:35.188
20	0.703	1:35.393	20	1.116	1:35.002	20	1.127	1:34.727	20	0.693	1:34.244	20	0.492	1:34.987
2	5.906	1:34.540	2	6.081	1:34.764	2	5.690	1:34.325	2	6.466	1:35.454	2	5.970	1:34.692
38	8.354	1:35.497	38	9.472	1:35.707	38	10.048	1:35.292	4	12.751	1:36.341	4	12.640	1:35.077
4	9.593	1:36.083	4	10.510	1:35.506	42	11.068	1:35.046	42	13.324	1:36.934	42	13.197	1:35.061
42	9.991	1:37.765	42	10.738	1:35.336	4	11.088	1:35.294	53	14.228	1:36.954	38	15.782	1:36.300
53	10.536	1:36.552	53	11.154	1:35.207	53	11.952	1:35.514	38	14.670	1:39.300	53	16.277	1:37.237
27	10.734	1:36.457	27	11.799	1:35.654	27	12.605	1:35.522	27	15.468	1:37.541	27	16.850	1:36.570
34	11.938	1:35.850	34	13.567	1:36.218	34	14.551	1:35.700	34	16.033	1:36.160	34	17.290	1:36.445
13	12.098	1:35.140	5	28.170	1:37.797	5	26.451	1:32.997	5	30.313	1:38.540	5	33.740	1:38.615
5	24.962	1:37.588	9	29.207	1:37.588	9	32.164	1:37.673	6	35.422	1:37.540	6	35.677	1:35.443
9	26.208	1:37.569	6	29.701	1:37.925	6	32.560	1:37.575	9	35.423	1:37.937	9	38.583	1:38.348
6	26.365	1:36.731	51	32.685	1:36.367	51	33.873	1:35.904	51	38.104	1:38.909	51	39.282	1:36.366
51	30.907	1:41.802	11	36.228	1:37.098	11	38.442	1:36.930	11	41.182	1:37.418	11	43.331	1:37.337
11	33.719	1:37.981	13	46.702	2:09.193									

# Volkswagen Racing Cup Championship

## RACE 9 - LAP CHART

Lap 11			Lap 12			Lap 13		
No	Behind	Laptime	No	Behind	Laptime	No	Behind	Laptime
1		1:34.838	20		1:35.765	20		1:34.498
20	0.507	1:34.853	1	0.371	1:36.643	1	1.082	1:35.209
2	8.272	1:37.140	2	7.368	1:35.368	2	10.835	1:37.965
4	12.564	1:34.762	42	12.287	1:35.383	42	14.713	1:36.924
42	13.176	1:34.817	4	12.952	1:36.660	38	18.865	1:37.333
38	16.551	1:35.607	38	16.030	1:35.751	53	19.307	1:36.962
53	17.516	1:36.077	53	16.843	1:35.599	34	20.112	1:37.042
34	17.990	1:35.538	34	17.568	1:35.850	4	20.346	1:41.892
27	32.099	1:50.087	6	37.682	1:36.060	6	40.241	1:37.057
6	37.894	1:37.055	5	42.027	1:38.975	9	46.785	1:37.565
5	39.324	1:40.422	9	43.718	1:37.886	51	47.009	1:37.488
9	42.104	1:38.359	51	44.019	1:38.070	5	47.589	1:40.060
51	42.221	1:37.777	11	46.815	1:36.481	11	48.971	1:36.654
11	46.606	1:38.113						

# Volkswagen Racing Cup Championship

## RACE 9 - SECTOR ANALYSIS

<b>1</b>	<b>Paul TAYLOR</b>					Taylor Heating										
1-					1:39.120	8-					1:34.716					
2-					1:34.863	9-					1:34.678					
3-					1:35.240	10-					1:35.188					
4-					1:34.610	11-					1:34.838					
5-					1:34.865	12-					1:36.643					
6-					1:35.152	13-					1:35.209					
7-					<b>1:34.589</b>											
<b>2</b>	<b>Darren BLUMSON</b>					Fast & Furious Motorsport										
1-	56.153	86.7	25.243	89.4	20.664	<i>111.5</i>	1:42.060	8-	<i>49.681</i>	88.8	24.790	89.5	19.854	110.7	1:34.325	
2-	50.818	89.2	25.021	88.9	20.022	110.6	1:35.861	9-	50.312	89.0	25.032	89.6	20.110	109.6	1:35.454	
3-	49.888	88.8	<i>24.590</i>	<i>90.4</i>	<i>19.826</i>	111.4	<b>1:34.304</b>	10-	50.059	89.4	24.732	89.0	19.901	110.1	1:34.692	
4-	50.724	87.3	25.475	90.1	19.941	110.4	1:36.140	11-	51.291	86.0	25.304	87.7	20.545	107.6	1:37.140	
5-	50.399	83.0	24.744	89.1	19.844	110.2	1:34.987	12-	50.089	88.9	24.763	90.0	20.516	109.0	1:35.368	
6-	49.810	87.4	24.805	89.0	19.925	110.2	1:34.540	13-	50.776	86.5	25.566	87.3	21.623	87.0	1:37.965	
7-	49.979	<i>90.0</i>	24.886	89.6	19.899	110.1	1:34.764									
<b>4</b>	<b>Jamie PERRY</b>					Force Ten										
1-	56.213	88.5	25.906	86.4	20.906	107.4	1:43.025	8-	49.803	88.4	<i>24.887</i>	86.4	20.604	102.0	1:35.294	
2-	50.587	87.3	25.224	86.8	<i>20.064</i>	106.4	1:35.875	9-	50.953	88.4	25.181	85.9	20.207	106.2	1:36.341	
3-	50.545	86.9	24.906	<i>87.4</i>	20.346	106.4	1:35.797	10-	49.563	88.5	25.133	86.0	20.381	106.2	1:35.077	
4-	50.007	87.0	25.622	<i>87.4</i>	20.231	<i>107.7</i>	1:35.860	11-	<i>49.309</i>	89.6	25.184	86.3	20.269	106.7	<b>1:34.762</b>	
5-	50.478	87.0	25.198	86.7	20.414	107.6	1:36.090	12-	49.457	<i>89.8</i>	25.796	77.9	21.407	95.1	1:36.660	
6-	50.375	88.8	25.243	86.3	20.465	106.5	1:36.083	13-	53.639	82.8	27.704	86.1	20.549	99.6	1:41.892	
7-	49.485	89.1	25.454	86.8	20.567	107.0	1:35.506									
<b>5</b>	<b>Doug ROSS</b>															
1-	58.273	84.4	25.529	<i>85.6</i>	21.635	101.7	1:45.437	8-							97.5	1:32.997 D
2-	53.077	85.2	25.774	85.5	21.151	102.9	1:40.002	9-	52.094	85.1	25.688	84.7	20.758	103.1	1:38.540	
3-	51.456	85.9	25.505	84.1	21.158	102.8	1:38.119	10-	51.862	85.6	25.610	84.8	21.143	93.1	1:38.615	
4-	51.821	85.7	25.537	85.2	20.869	<i>103.2</i>	1:38.227	11-	53.226	85.1	25.820	85.5	21.376	92.1	1:40.422	
5-	51.638	84.8	25.476	<i>85.6</i>	20.727	102.9	1:37.841	12-	52.284	80.9	25.660	<i>85.6</i>	21.031	100.2	1:38.975	
6-	<i>51.108</i>	85.9	<i>25.435</i>	83.4	21.045	101.3	<b>1:37.588</b>	13-	53.480	<i>86.3</i>	25.738	84.6	20.842	93.3	1:40.060	
7-	51.446	85.8	25.671	84.1	<i>20.680</i>	101.8	1:37.797									
<b>6</b>	<b>Paul LLOYD-ROACH</b>					Avenues Race Engineering										
1-					1:48.975			8-								1:37.575
2-					1:38.678			9-								1:37.540
3-					1:39.249			10-								<b>1:35.443</b>
4-					1:37.049			11-								1:37.055
5-					1:37.256			12-								1:36.060
6-					1:36.731			13-								1:37.057
7-					1:37.925											
<b>9</b>	<b>Peter WYHINNY</b>					RacingLine										
1-	59.708	82.5	25.943	88.4	21.947	<i>107.3</i>	1:47.598	8-	50.994	84.4	25.681	88.1	20.998	104.6	1:37.673	
2-	51.839	76.1	25.821	88.3	21.093	105.7	1:38.753	9-	51.034	82.4	25.433	87.8	21.470	106.5	1:37.937	
3-	51.699	<i>85.7</i>	25.910	87.8	20.885	107.0	1:38.494	10-	51.886	82.6	25.528	88.4	20.934	105.7	1:38.348	
4-	51.120	84.4	<i>25.354</i>	<i>89.2</i>	20.894	106.7	<b>1:37.368</b>	11-	51.714	85.5	25.454	87.2	21.191	105.5	1:38.359	
5-	51.275	84.3	25.364	<i>89.2</i>	<i>20.857</i>	105.5	1:37.490	12-	51.490	84.7	25.417	87.6	20.979	106.2	1:37.886	
6-	50.995	84.8	25.401	89.1	21.173	106.5	1:37.569	13-	<i>50.876</i>	84.8	25.595	86.7	21.094	106.8	1:37.565	
7-	51.268	82.0	25.401	88.9	20.919	106.1	1:37.588									
<b>11</b>	<b>Barrie CULLEY</b>					Goblin Racing										
1-	1:00.254	81.4	26.213	<i>88.7</i>	21.602	105.5	1:48.069	8-	50.941	85.2	25.710	86.9	20.279	105.4	1:36.930	
2-	55.521	84.1	25.773	87.5	20.739	107.1	1:42.033	9-	51.541	85.1	25.602	<i>88.7</i>	20.275	107.6	1:37.418	
3-	51.972	83.5	26.083	86.7	20.482	109.1	1:38.537	10-	51.225	85.4	25.743	86.7	20.369	106.8	1:37.337	
4-	52.040	84.4	25.876	87.4	20.398	<i>109.4</i>	1:38.314	11-	51.753	84.4	25.787	87.0	20.573	107.4	1:38.113	
5-	52.769	83.5	26.334	85.8	21.993	103.2	1:41.096	12-	50.950	85.3	25.366	<i>88.7</i>	<i>20.165</i>	106.5	<b>1:36.481</b>	
6-	51.942	84.0	25.579	87.4	20.460	106.1	1:37.981	13-	<i>50.932</i>	<i>86.8</i>	<i>25.279</i>	87.5	20.443	108.5	1:36.654	
7-	51.066	84.9	25.625	87.2	20.407	107.6	1:37.098									

Rockingham International  
Circuit Length = 1.9400 miles  
Start: 14:23 End: 14:45

Weather / Track : Bright / Dry



# Volkswagen Racing Cup Championship

## RACE 9 - SECTOR ANALYSIS

<b>13</b>	<b>Joe FULBROOK</b>															
1-	58.531	83.6	25.257	<i>90.4</i>	20.387	110.7	1:44.175	5-	<i>50.037</i>	85.5	24.938	90.2	<i>19.859</i>	110.9	<b>1:34.834</b>	
2-	52.784	86.6	25.426	89.6	20.132	110.1	1:38.342	6-	50.327	86.6	<i>24.840</i>	<i>90.4</i>	19.973	<i>111.4</i>	1:35.140	
3-	50.552	<i>87.7</i>	24.922	89.7	20.122	109.9	1:35.596	7-			ln		ln	2:09.193	P	
4-	50.226	86.9	24.894	90.2	19.941	110.2	1:35.061									
<b>17</b>	<b>Michael MCINERNEY</b>										RacingLine					
1-	58.030	<i>84.0</i>	26.187	<i>88.7</i>	20.957	<i>106.4</i>	1:45.174	4-	53.609	83.6	<i>25.495</i>	85.7	<i>20.765</i>	104.8	<b>1:39.869</b>	
2-	<i>52.628</i>	83.0	26.560	86.5	20.824	104.3	1:40.012	5-	52.742	83.7	26.749	83.6	32.458	71.3	1:51.949	
3-	54.214	80.5	26.731	84.8	20.864	104.1	1:41.809									
<b>20</b>	<b>Richard WALKER</b>										Walker & Son					
1-	55.306	86.7	25.075	<i>88.8</i>	19.985	108.4	1:40.366	8-	49.930	87.4	24.835	87.6	19.962	107.1	1:34.727	
2-	50.039	87.3	25.005	87.7	20.090	107.9	1:35.134	9-	<i>49.571</i>	85.5	<i>24.746</i>	87.5	<i>19.927</i>	106.7	<b>1:34.244</b>	
3-	49.682	87.0	24.872	88.0	20.400	108.2	1:34.954	10-	49.626	86.4	25.100	87.6	20.261	107.7	1:34.987	
4-	49.904	86.6	24.807	88.3	19.989	<i>108.5</i>	1:34.700	11-	49.818	86.4	24.924	87.6	20.111	107.7	1:34.853	
5-	49.707	87.3	25.079	87.7	20.065	107.6	1:34.851	12-	50.209	86.7	25.034	87.6	20.522	106.5	1:35.765	
6-	50.013	86.9	25.224	87.0	20.156	105.9	1:35.393	13-	49.625	86.3	24.750	87.5	20.123	106.4	1:34.498	
7-	50.101	<i>88.0</i>	24.850	87.0	20.051	105.5	1:35.002									
<b>27</b>	<b>Andrew SMITH</b>															
1-	56.234	89.1	25.533	89.8	21.014	108.0	1:42.781	7-	50.127	87.2	25.461	88.3	<i>20.066</i>	109.0	1:35.654	
2-	51.970	<i>89.5</i>	25.115	89.7	20.540	109.1	1:37.625	8-	50.087	88.2	25.024	88.3	20.411	108.7	1:35.522	
3-	50.520	89.1	<i>25.012</i>	<i>90.2</i>	20.693	109.1	1:36.225	9-	51.788	88.4	25.352	87.3	20.401	108.4	1:37.541	
4-	50.476	84.8	25.198	89.8	20.084	<i>110.4</i>	1:35.758	10-	50.954	88.1	25.249	88.1	20.367	107.6	1:36.570	
5-	<i>49.883</i>	87.2	25.076	89.2	20.323	110.1	<b>1:35.282</b>	11-	50.072	87.8	37.524	71.2	ln		1:50.087	P
6-	50.622	87.7	25.197	88.2	20.638	109.8	1:36.457									
<b>34</b>	<b>Tony GILHAM</b>										Regal Autosport					
1-	56.608	86.1	25.575	<i>88.0</i>	21.098	<i>109.1</i>	1:43.281	8-	50.024	87.3	25.300	85.8	20.376	107.7	1:35.700	
2-	50.883	<i>88.1</i>	25.062	87.5	20.681	104.2	1:36.626	9-	50.620	85.5	25.130	86.3	20.410	108.2	1:36.160	
3-	51.710	86.6	25.126	86.8	20.435	108.0	1:37.271	10-	50.679	85.9	25.362	87.5	20.404	<i>109.1</i>	1:36.445	
4-	50.747	85.2	25.306	87.2	20.449	107.7	1:36.502	11-	<i>49.993</i>	86.0	25.224	87.0	20.321	108.8	<b>1:35.538</b>	
5-	51.380	84.7	25.366	86.6	20.494	106.7	1:37.240	12-	49.996	85.8	25.192	87.3	20.662	107.6	1:35.850	
6-	50.490	84.8	25.082	87.3	<i>20.278</i>	107.1	1:35.850	13-	50.144	84.9	25.553	86.9	21.345	105.7	1:37.042	
7-	50.531	86.0	<i>24.942</i>	86.7	20.745	105.4	1:36.218									
<b>38</b>	<b>Steve WOOD</b>										Allard Turner Motorsport					
1-	56.408	88.1	25.379	<i>89.1</i>	20.369	108.2	1:42.156	8-	<i>50.193</i>	87.2	25.023	88.3	20.076	107.4	1:35.292	
2-	52.069	84.4	25.045	88.5	20.058	107.3	1:37.172	9-	54.084	85.3	25.214	87.7	20.002	108.0	1:39.300	
3-	50.369	87.5	<i>24.771</i>	88.7	<i>19.962</i>	<i>108.5</i>	<b>1:35.102</b>	10-	51.136	86.8	25.007	87.7	20.157	107.3	1:36.300	
4-	50.794	86.4	25.906	88.9	20.237	107.6	1:36.937	11-	50.504	86.3	25.074	88.0	20.029	107.1	1:35.607	
5-	50.392	85.8	25.241	88.4	20.192	108.0	1:35.825	12-	50.523	<i>88.2</i>	24.995	88.4	20.233	107.7	1:35.751	
6-	50.342	87.5	25.107	88.3	20.048	107.4	1:35.497	13-	50.871	86.0	25.703	88.0	20.759	107.4	1:37.333	
7-	50.545	87.4	25.190	87.8	19.972	107.4	1:35.707									
<b>41</b>	<b>Didge DZIURZYNSKI</b>										West End Precision					
1-	<i>1:03.850</i>	<i>65.9</i>	<i>30.208</i>	<i>58.6</i>	ln		1:53.708	P								
<b>42</b>	<b>Alex DZIURZYNSKI</b>										West End Precision					
1-	55.358	85.6	25.109	90.4	20.072	109.3	1:40.539	8-	50.096	87.5	24.812	90.4	20.138	109.6	1:35.046	
2-	50.917	87.0	25.113	<i>90.6</i>	19.926	108.5	1:35.956	9-	51.795	87.6	24.985	90.4	20.154	108.7	1:36.934	
3-	50.496	86.7	25.268	90.2	20.163	108.5	1:35.927	10-	50.059	86.5	25.105	90.1	<i>19.897</i>	108.7	1:35.061	
4-	51.007	85.4	25.434	90.3	20.098	108.8	1:36.539	11-	<i>49.660</i>	<i>88.1</i>	<i>24.798</i>	90.3	20.359	107.6	<b>1:34.817</b>	
5-	51.928	81.5	25.234	89.1	19.976	109.6	1:37.138	12-	49.819	87.3	24.992	90.4	20.572	108.4	1:35.383	
6-	50.833	85.3	26.137	85.2	20.795	109.8	1:37.765	13-	51.149	86.5	25.349	90.1	20.426	105.4	1:36.924	
7-	49.762	88.0	25.137	90.2	20.437	<i>110.4</i>	1:35.336									
<b>51</b>	<b>Richard AUCOCK</b>										Volkswagen Racing UK					
1-	1:00.523	81.0	26.365	85.9	22.320	104.8	1:49.208	8-	<i>50.523</i>	87.0	25.167	85.9	20.214	<i>106.2</i>	<b>1:35.904</b>	
2-	52.638	85.5	25.436	85.8	20.347	105.1	1:38.421	9-	52.924	87.4	<i>25.704</i>	<i>86.9</i>	20.881	101.6	1:38.909	
3-	51.982	85.8	26.439	85.4	21.180	104.8	1:39.601	10-	50.894	86.7	25.442	85.7	<i>20.030</i>	106.1	1:36.366	
4-	51.007	86.7	25.549	<i>86.9</i>	20.291	<i>106.2</i>	1:36.847	11-	51.427	87.3	25.546	86.1	20.804	104.8	1:37.777	

Rockingham International  
Circuit Length = 1.9400 miles  
Start: 14:23 End: 14:45

Weather / Track : Bright / Dry

# Volkswagen Racing Cup Championship

## RACE 9 - SECTOR ANALYSIS

5 -	50.972	87.7	25.753	85.6	20.501	105.4	1:37.226	12 -	51.571	86.7	25.996	83.7	20.503	102.8	1:38.070
6 -	56.098	<i>87.8</i>	25.330	86.6	20.374	105.5	1:41.802	13 -	51.100	86.4	25.543	86.0	20.845	105.7	1:37.488
7 -	50.694	87.5	25.449	86.5	20.224	105.2	1:36.367								
<b>53</b>	<b>Steve CHAPLIN</b>														
	Complete Utilities														
1 -	56.311	86.6	25.645	86.6	20.743	106.4	1:42.699	8 -	50.206	87.0	<i>24.890</i>	86.1	20.418	106.5	1:35.514
2 -	51.316	86.7	25.829	86.6	20.724	106.8	1:37.869	9 -	51.631	88.4	25.240	85.6	<i>20.083</i>	106.1	1:36.954
3 -	50.391	87.7	25.118	86.8	20.492	<i>107.4</i>	1:36.001	10 -	51.891	87.3	25.164	85.8	20.182	107.3	1:37.237
4 -	<i>49.605</i>	88.1	25.385	86.1	20.330	107.1	1:35.320	11 -	50.206	87.3	25.506	85.1	20.365	106.2	1:36.077
5 -	50.340	86.4	25.137	<i>86.9</i>	20.467	100.8	1:35.944	12 -	49.760	88.8	25.326	85.8	20.513	106.4	1:35.599
6 -	50.427	87.8	25.208	86.4	20.917	105.5	1:36.552	13 -	50.471	83.0	25.607	85.4	20.884	105.4	1:36.962
7 -	49.674	<i>89.2</i>	25.153	85.1	20.380	105.8	<b>1:35.207</b>								

# Volkswagen Racing Cup Championship

## RACE 9 - BEST SECTOR TIMES

SECTOR 1			SECTOR 2			SECTOR 3			IDEAL / BEST COMPARISON						
POS	NO	NAME	TIME	NO	NAME	TIME	NO	NAME	TIME	POS	NO	NAME	IDEAL	BEST	DIFF
1	4	PERRY	49.309	2	BLUMSON	24.590	2	BLUMSON	19.826	1	2	BLUMSON	1:34.097	1:34.304	0.207
2	20	WALKER	49.571	20	WALKER	24.746	13	FULBROOK	19.859	2	20	WALKER	1:34.244	1:34.244	0.000
3	53	CHAPLIN	49.605	38	WOOD	24.771	42	DZIURZYNSKI	19.897	3	4	PERRY	1:34.260	1:34.762	0.502
4	42	DZIURZYNSKI	49.660	42	DZIURZYNSKI	24.798	20	WALKER	19.927	4	42	DZIURZYNSKI	1:34.355	1:34.817	0.462
5	2	BLUMSON	49.681	13	FULBROOK	24.840	38	WOOD	19.962	5	53	CHAPLIN	1:34.578	1:35.207	0.629
6	27	SMITH	49.883	4	PERRY	24.887	51	AUCCOCK	20.030	6	13	FULBROOK	1:34.736	1:34.834	0.098
7	34	GILHAM	49.993	53	CHAPLIN	24.890	4	PERRY	20.064	7	38	WOOD	1:34.926	1:35.102	0.176
8	13	FULBROOK	50.037	34	GILHAM	24.942	27	SMITH	20.066	8	27	SMITH	1:34.961	1:35.282	0.321
9	38	WOOD	50.193	27	SMITH	25.012	53	CHAPLIN	20.083	9	34	GILHAM	1:35.213	1:35.538	0.325
10	51	AUCCOCK	50.523	51	AUCCOCK	25.104	11	CULLEY	20.165	10	51	AUCCOCK	1:35.657	1:35.904	0.247
11	9	WYHINNY	50.876	11	CULLEY	25.279	34	GILHAM	20.278	11	11	CULLEY	1:36.376	1:36.481	0.105
12	11	CULLEY	50.932	9	WYHINNY	25.354	5	ROSS	20.680	12	9	WYHINNY	1:37.081	1:37.368	0.287
13	5	ROSS	51.108	5	ROSS	25.435	17	MCINERNEY	20.765	13	5	ROSS	1:37.223	1:37.588	0.365
14	17	MCINERNEY	52.628	17	MCINERNEY	25.495	9	WYHINNY	20.851	14	17	MCINERNEY	1:38.888	1:39.869	0.981
15	41	DZIURZYNSKI	1:03.850	41	DZIURZYNSKI	30.208	41	DZIURZYNSKI	1:02.451	15	41	DZIURZYNSKI	2:36.509		
16	1	TAYLOR		1	TAYLOR		1	TAYLOR		16	1	TAYLOR		1:34.589	0.000
17	6	LLOYD-ROACH		6	LLOYD-ROACH		6	LLOYD-ROACH		17	6	LLOYD-ROACH		1:35.443	0.000
												<b>Perfect Lap</b>	<b>1:33.725</b>		

# Volkswagen Racing Cup Championship

## RACE 9 - SPEED TRAPS

SECTOR 1				SECTOR 2			FINISH LINE		
POS	NO	NAME	MPH	NO	NAME	MPH	NO	NAME	MPH
1	2	Darren BLUMSON	90.0	42	Alex DZIURZYNSKI	90.6	2	Darren BLUMSON	111.5
2	4	Jamie PERRY	89.8	2	Darren BLUMSON	90.4	13	Joe FULBROOK	111.4
3	27	Andrew SMITH	89.5	13	Joe FULBROOK	90.4	27	Andrew SMITH	110.4
4	53	Steve CHAPLIN	89.2	27	Andrew SMITH	90.2	42	Alex DZIURZYNSKI	110.4
5	38	Steve WOOD	88.2	9	Peter WYHINNY	89.2	11	Barrie CULLEY	109.4
6	34	Tony GILHAM	88.1	38	Steve WOOD	89.1	34	Tony GILHAM	109.1
7	42	Alex DZIURZYNSKI	88.1	20	Richard WALKER	88.8	20	Richard WALKER	108.5
8	20	Richard WALKER	88.0	17	Michael MCINERNEY	88.7	38	Steve WOOD	108.5
9	51	Richard AUCOCK	87.8	11	Barrie CULLEY	88.1	4	Jamie PERRY	107.7
10	13	Joe FULBROOK	87.7	34	Tony GILHAM	88.0	53	Steve CHAPLIN	107.4
11	11	Barrie CULLEY	86.8	4	Jamie PERRY	87.4	9	Peter WYHINNY	107.3
12	5	Doug ROSS	86.3	51	Richard AUCOCK	86.9	17	Michael MCINERNEY	106.4
13	9	Peter WYHINNY	85.7	53	Steve CHAPLIN	86.9	51	Richard AUCOCK	106.2
14	17	Michael MCINERNEY	84.0	5	Doug ROSS	85.6	5	Doug ROSS	103.2
15	41	Didge DZIURZYNSKI	65.9	41	Didge DZIURZYNSKI	58.6	41	Didge DZIURZYNSKI	55.5
16									
17									